


*Wheatstone Anglo Concertina
Cross-Row Tablature
Interactive Edition*

The
King Street Sessions
Tunebook

or

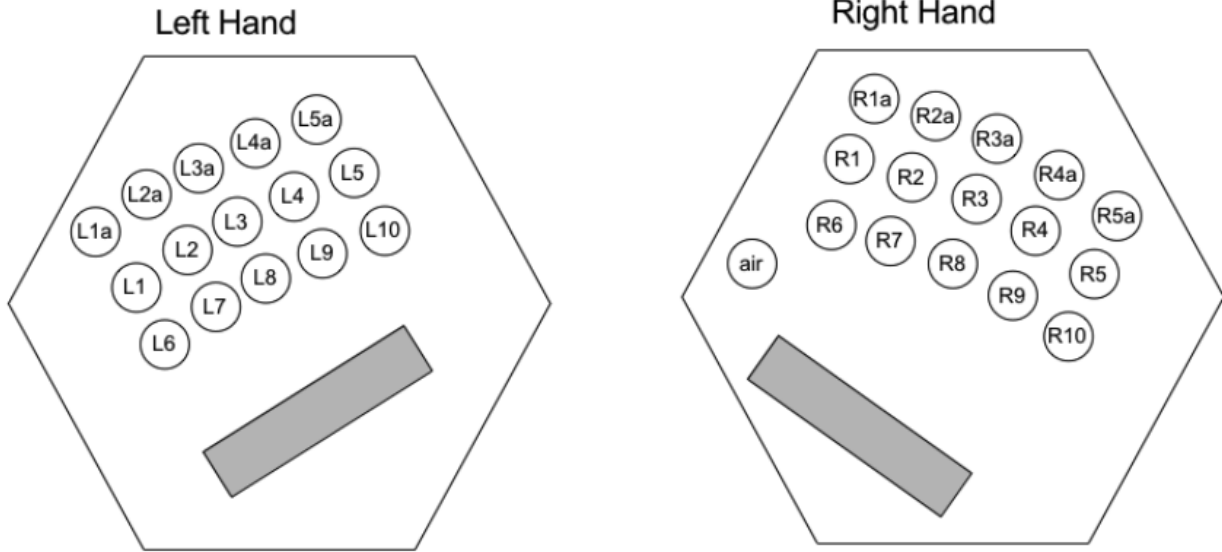
More tunes than are good for you...



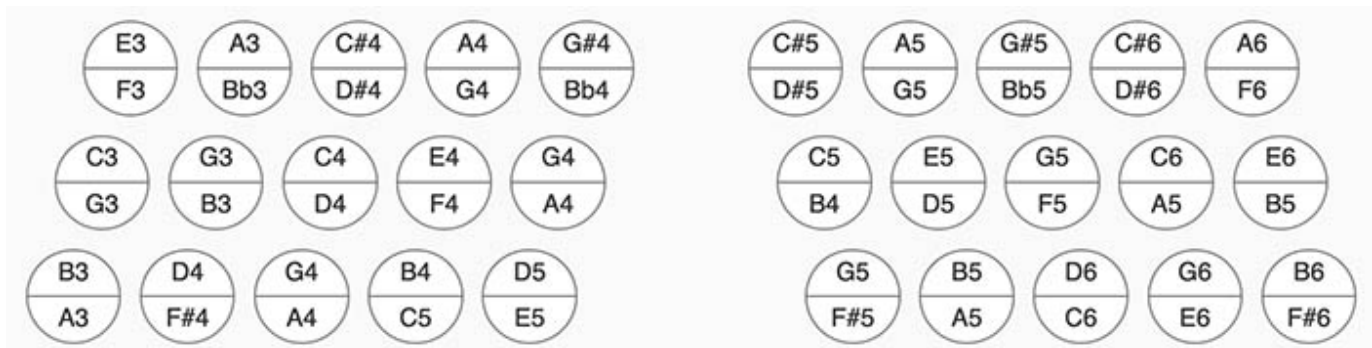
Collected and edited by Michael D. Long
Interactive edition by Michael Eskin

How to Read the Tablature:

Button Numbers



↓ = Push ↑ = Draw



Wheatstone Note Map

Click any tune title to play the tune

© 2000 Michael D. Long
Santa Cruz, California|

Music typeset using abc2ps

Interactive edition by Michael Eskin

Cover art courtesy of Peter Oostervink's web page

An Moinfheir

Reel

(Ireland)

The image displays a musical score for the reel 'An Moinfheir' in the key of D major (one sharp) and 4/4 time. It consists of three staves of music. Above each staff are chord diagrams for D, Dm, C, A, and G. Below the notes are guitar tablature instructions using letters L1-L10 and R1-R9, with arrows indicating finger direction (up for ↑, down for ↓). The score includes repeat signs and fermatas. A double arrow '>>' is located at the end of the third staff.

Book: Music from Ireland Vol. 3
 Source: Music from Ireland Vol. 3
 Transcription: Transcription: Mike Long

Around the world

The wise maid

Reel

(Ireland)

D A D A D D A

L7 L7 L7 L3 L7 L5 L5 L4 L10 R6 R6 L10 L10 L5 R1 L4 L7 L7 L7 L3 L7 L5 L5 L4 L10 R6 R6 L10
 ↑ ↑ L5 L4 L4 ↑ L5 R1 L7 L3 ↓ L10 R6 ↑ L10 R1a ↓ R1 L7 ↑ L4 L3 ↑ ↑ L5 L4 L4 ↑ L5 R1 L7 L3 ↓ L10 R6 ↑ L10 R1a
 ↓ ↑ ↓ ↓ ↑ ↑ ↑ ↑ ↓ ↓ ↓ ↓ ↑ ↑ ↓ ↓ ↓ ↓ ↑ ↑ ↑ ↑ ↓ ↓ ↓ ↓ ↑ ↑ ↓ ↓ ↓ ↓

1 G D 2 G D D D A D A

L10 L5 L7 L3 L4 L10 L5 L7 L3 L5 R2 L5 L7 L7 R2 R6 R6 R6 L10 R6 L5 R6 L10 R1a
 ↓ R1 L5 ↑ ↑ L3 ↓ R1 L5 ↑ ↑ L7 ↑ ↑ L5 L3 L5 ↑ ↑ R7 ↓ R6 R6 ↑ ↑ R2 ↑ L8 L10
 ↑ ↑ ↓ ↑ ↓ ↑ ↑ ↑ ↑ ↓ ↓ ↓ ↓ ↑ ↑ ↑ ↑ ↑ ↑ ↑ ↑ ↑ ↑

D A G D D A G (D) 1 D A D 2 D A D

L10 L10 R1a L5 R1 L5 L5 L3 L5 R2 R6 R6 R6 L10 L9 R1a R1a L10 R1 L5 L7 L5 L4 L7 L3 L7 L7 L5 L4 L5 L3 L3
 ↓ R6 L10 ↓ L5 ↑ ↓ R1 ↑ ↑ L7 ↑ ↑ R7 ↓ R6 L10 ↓ ↓ L10 L10 ↓ ↑ L5 ↑ ↑ ↓ ↑ ↑ ↑ ↑ ↑ ↑ ↑ ↑ ↑ ↑ ↑ ↑ ↓ ↓ ↓ ↓ ↓ ↓ ↓ ↓ ↓ ↓

>>

Book: Irish Traditional Music Session Tunes

Source: Irish Traditional Music Session Tunes

Transcription: Transcription, arrangement, chords: Mike Long

The Bank of Ireland

Reel

(Ireland)

The musical score is presented in three staves, all in the key of D major (one sharp) and common time (C). The first staff begins with a repeat sign and contains the first two measures of the piece. Above the notes are the chords A, G, and A. A first ending bracket labeled '1' covers the final two measures of this staff, with the chord D written above it. The second staff starts with a second ending bracket labeled '2' covering the first two measures, with the chord D written above. The rest of the staff contains the notes for measures 5 through 8, with chords D, A, D, A, D, A, A/C, and D written above. The third staff contains the final four measures of the piece, with chords D, A, D, A, D, G, A, and D written above. Fingerings are indicated by numbers 1-5 and letters L (left hand) and R (right hand) with arrows showing the direction of the stroke. Some notes have a tilde (~) above them, indicating a grace note or a specific articulation.

>>

Book: O'Neill's 1186

Source: O'Neill's 1186

Transcription: Transcription: Trish O'Neil, minor arr., chords: Mike Long

The Banshee

McMahon's

Reel

James McMahon

The musical score consists of three systems of music, each with a treble clef and a key signature of one sharp (F#). The time signature is common time (C). The first system contains two measures of music with chords G, C, D, C, G, C, D, G, C, and D. The second system contains two measures of music with chords C, G, C, D, Am, Em, Em, and G. The third system contains two measures of music with chords Em, Am, Em, C, G, C, and D. Each measure of music is accompanied by guitar tablature (L10, L5, L4, L3, R1, R5, R6, R7, R9) and rhythmic notation (upstrokes ↑, downstrokes ↓).

>>

Source: Various

Transcription: Transcription, arrangement, chords: Mike Long

Barrel Rafferty

Master McDermott

Reel

Sean Maguire & Liam Donnelly

D D G D D A D

D G D A D D G D

G D D A D G D G D A D

L6 L6 L3 L7 L7 L3 L4 L7 L5 R2 R6 R6 L10 L10 R1 L5 L7 L7 L10 L7 R1 L7 L5 L7 L4 L5 L7 L4 L3 L7 L7 L3 L4 L7 L5

R2 R6 R6 L10 L10 R1 L5 L7 L7 L10 L5 L7 L4 L5 L7 L4 L3 L5 R1a L10 R6 L10 R6 R7 R6 R6 R7 R6 R7 R6 R6 L10

L10 R1 L7 L5 L10 R6 L10 R6 L10 L10 R6 R7 R7 R6 R7 R7 R6 R6 L10 R1 L5 L7 L10 L5 L4 L5 L4 L3

↓ R1 R1 L5 ↑ R2 ↑ ↓ R6 ↑ L10 ↑ ↑ ↑ R6 ↓ ↓ R6 ↑ ↑ ↑ L10 ↓ R1 ↑ ↑ ↑ ↑ ↑ ↑ ↑ ↓ ↓ L7 L7 L7 ↓ ↓ L7 ↑

Source: Bobby Casey and John Bowe "Bringing It All Back Home"

IrTrad; Philippe Varlet 6/97

Discography: Kevin Griffin: Down in Doolin

Bobby Casey and John Bowe "Bringing It All Back Home"

Transcription: Transcription:Philippe Varlet?, chords:Mike Long

The Barrowburn reel

Reel

The musical score for 'The Barrowburn reel' is presented in three systems. Each system contains a staff of music with notes and rests, and a line of text below it indicating fingerings (up/down arrows) and chords (D, G, A). The first system has five measures with chords D, G, D, A, and D. The second system has eight measures with chords G, D, A, G, D, A, and D. The third system has eight measures with chords G (A), D, G (A), D, G, D, A, and D. The key signature is one sharp (F#) and the time signature is common time (C).

>>

Source: John Chambers (jc_music.abc)

Transcription: Transcription:John Chambers?, chords:Mike Long

Bear Island reel

Ril Bheara

Reel

Finbar Dwyer

E A D E D

Bm Em (G) G D E

Em Em D

Em Em B Em Em D

Bm D G D Bm Em

Source: Richard Darsie's web page

Transcription: Transcription, chords: Mike Long

Belfast chicken

Reel

(Ireland)

D A D C D D A D C

L10 L10 L10 L5
↓ ↑ ↓ R1a R1a

L9 R1 L5 L7 L4
↑ ↑ L9 L4 L5

L3 L10 R1a R1a R2
↑ ↓ L10 L10 L5

L10 L5 L5 L7 L3
↓ R1 ↑ ↓ ↑ ↑ L3

L10 R6 L10 L9 L9
↑ R6 L10 ↑ R6

L10 L9 L9 L9 R6
↑ ↑ R6 L10 L9

D G D A D C D G A D

R6 R6 R6 R6 L10 R6
↑ ↓ R7 ↓ ↓ L10

R6 L10 R7
↑ ↓ ↑ R6 ↑ ↓ L10

R6 L10 R6
↑ R6 L10 ↑ R6

L10 R6 L10 L9 L9
↑ R6 L10 ↑ R6

L10 L9 L9 L9 R6
↑ ↑ R6 L10 L9

R7 R7 R6 R6 L10 R1
↑ ↓ R7 ↓ ↑ L10

L5 R1 L5 L7 L3
↑ ↑ L5 ↑ ↑ L3

Book: Kerr's Fourth

Source: Kerr's Fourth

Transcription: Transcription, chords: Mike Long

>>

Bernadette's reel

Reel

Jerry Holland (Cape Breton)

The musical score for 'Bernadette's reel' is presented in three staves. The first staff contains the main melody with two endings. The second and third staves provide alternative melodic lines. Fingerings are indicated by numbers 1-5 and letters L (left hand), R (right hand), and tr (trill). Chords are labeled as Am, G, F, and C. The first ending is marked with a '1' and the second with a '2'. The score concludes with a double bar line and a right-pointing arrow '>>'.

Book: Jerry Holland's collection of fiddle tunes
 Source: Jerry Holland's collection of fiddle tunes
 Transcription: Transcription, chords:Mike Long

Big John McNeil

Reel

(Canada, USA)

The musical score consists of four systems of treble clef notation in the key of D major (two sharps) and 4/4 time. Each system includes a melodic line with fingerings indicated by numbers 1-5 and letters L (left hand) and R (right hand). Chords are written above the staff, and some systems include first and second endings.

System 1: Chords: A, D, E, A. Fingerings: L5 ↑, L6 ↑, L3a ↓, L7 ↓, L4 ↓, L3a ↓, L5 ↑, L4 ↓, L3a ↓, L7 ↓, L4 ↓, L3a ↓, L6 ↑, L3a ↓, L7 ↓, L4 ↓, L3a ↓, L7 ↑, L8 ↑, L5a ↓, L4 ↓, L7 ↓, L3a ↓, L6 ↓, L3a ↓, L7 ↓, L4 ↓, L3a ↓.

System 2: Chords: A, (D), 1 E A, 2 E A. Fingerings: L5 ↑, L4 ↓, L3a ↓, L4 ↓, L7 ↓, L4 ↓, L3a ↓, L4 ↓, L6 ↑, L3a ↓, L2 ↓, L3 ↓, L3a ↓, L4 ↓, L3 ↓, L7 ↑, L4 ↓, L5a ↓, R1 ↓, L10 ↓, R1a ↓, L5 ↓, L5 ↓, L4 ↓, L5a ↓, R1 ↓, L10 ↓, R1a ↓, L5 ↓, R1a ↓, L10 ↓.

System 3: Chords: A (D) A, A (D) A, A (D) A, D E. Fingerings: L10 ↑, L8 ↑, R6 ↑, L5 ↑, R2 ↓, L5 ↓, R1a ↓, R7 ↑, L10 ↑, L8 ↑, R6 ↑, L5 ↑, R2 ↓, R6 ↑, R7 ↑, L10 ↑, L8 ↑, R6 ↑, L5 ↑, R2 ↓, L5 ↓, R1a ↓, L10 ↑, L10 ↓, R6 ↓, R1a ↓, R7 ↓, R1 ↓, L10 ↓, R6 ↓.

System 4: Chords: A (D) A, A (D) A, A D, 1 E A, 2 E. Fingerings: L10 ↑, L8 ↑, R6 ↑, L5 ↑, R2 ↓, R1a ↓, L10 ↑, L8 ↑, R6 ↑, L5 ↑, R2 ↓, R6 ↓, R7 ↑, R6 ↓, L10 ↑, R1a ↑, R7 ↑, R3a ↓, R3a ↓, L10 ↓, L10 ↓, R6 ↓, R7 ↓, L10 ↓, L10 ↓, R3a ↓, R1a ↓, R1 ↓, L5a ↓, L4 ↓, L3a ↓, L8 ↓, L7 ↓, L7 ↓, L2 ↓.

>>

Source: Various

Transcription: Transcription, arrangement, chords: Mike Long

Billy Brocker's

Reel

The musical score for 'Billy Brocker's' is presented in three staves. The key signature is D major (two sharps) and the time signature is common time (C). The first staff contains the first two measures, with chords D, D, G, D, and a first ending of A, G followed by a second ending of A, G. The second staff contains measures 3-6, with chords D, A, D, A, G. The third staff contains measures 7-10, with chords D, A, D, G, D, A. Fingerings are indicated by numbers 1-5 and letters L (left hand), R (right hand), and R1 (right hand first finger). Accents are shown with tilde symbols (~). Trills are indicated by '3' over a note. The score concludes with a double bar line and a right-pointing arrow (>>).

Source: Henrik Norbeck's abc files

Discography: Tommy Keane: The Piper's Apron

Bothy Band: Old Hag You've Killed Me

Transcription: Henrik Norbeck, rearrangement, Chords: Mike Long

The black haired lass

Reel

(Ireland)

The musical score is presented in three staves. Each staff contains a line of music with notes and rests, and a line of chord letters and fingering instructions below it. The key signature is one sharp (F#) and the time signature is common time (C). The chord letters are: A, G, A, D, A, A, G, D, G, A, G, D, A, D, G, D, A. The fingering instructions use letters L (left hand), R (right hand), and numbers 1-5 to indicate fingerings, with arrows indicating the direction of the stroke.

>>

Book: O'Neill's 1326

Source: O'Neill's 1326

Discography: Altan: Blackwater

Transcription: Transcription:Trish O'Neil, chords:Mike Long

The blackberry blossom

Reel

(USA)

G D C G C G G D

L10 R6 R6 R7 R7 R6 R6 R6 R7 R6 L10 R6 R6 L10 L10 R1 L5 L5 L4 L7 L5 L4 L3 L2 L3 L5 R1 L10 R1 L5 L5 R2 L10 R6

G D C G C G G D G Em

R6 R7 R7 R6 R6 R6 R7 R6 L10 R6 L10 L10 L5 L5 L4 L7 L5 L4 L3 L2 L3 L5 R1 L5 L5 L7 L5 L7 L3a L4 L10 L10 L10

D Em C D G

L4 L10 L10 L5 L4 L10 L10 R6 R6 R6 L10 L5 L4 L10 L10 L4 L10 L10 L5 L9 R1 L10 R6 L10 L10 L5 L5 L5 L5 L7 L5

>>

Source: My arrangement from faulty memory

Transcription: Transcription, arrangement, chords: Mike Long

Bobby Casey's

Reel

The musical score is written in treble clef with a key signature of one sharp (F#) and a common time signature (C). It consists of three staves of music. Above each staff are chord names: D, G, D, A, D, G, D, A, D, G, D, A for the first staff; D, G, D, A, D, A, D, A, D, Em for the second staff; and G, A, D, G, D, A, D, G, A, D for the third staff. Below the notes are detailed fingering instructions using letters L (left hand) and R (right hand) with numbers 1-5 and arrows indicating up and down strokes. The score includes repeat signs and fermatas.

>>

Book: Irish Traditional Music Session Tunes 3 p24

Source: Richard Darsie's web page

Transcription: Transcription, Slight arr., chords:Mike Long

Boil the breakfast early

Reel

The musical score consists of four staves of music in G major (one sharp) and 2/4 time. Each staff includes a treble clef, a key signature of one sharp (F#), and a common time signature (C). Above the notes, chords are indicated: G, D, C, and D. Below the notes, fingerings are indicated with letters (R for right hand, L for left hand) and numbers (1-5) and arrows (↑ for upstroke, ↓ for downstroke). The first staff has chords G, D, G, C, G, D, C, D, G, D, G, C. The second staff has chords G, D, C, D, D, G, D, C. The third staff has chords D, D, G, D, C, D. The fourth staff has chords C, D, C, (D). The score concludes with a double bar line.

>>

Source: Various

Discography: Chieftains- Boil the breakfast early

Transcription: Transcription, arrangement, chords:Mike Long

The bonnie boy

Reel

(Ireland)

See also: Because he was a bonny lad

The musical score consists of four staves of music in the key of D major (two sharps) and 2/4 time. Each staff includes a treble clef, a key signature of two sharps, and a common time signature. The music is written in a single melodic line with various rhythmic patterns, including eighth and sixteenth notes, and triplets. Above the notes, chords are indicated: A, D, E, and A. Below the notes, detailed fingerings are provided using letters L (left hand) and R (right hand) with subscripts (e.g., L10, L9, L5, R7, R6, R3a, L10, R1a, R1, L10, R1a, L9, R1, L10, R1a, L9, L5, R7, R6, R3a, L10, R1a, L10, R6, L10, R1a, L5, L5, R2) and arrows indicating the direction of finger movement (up or down). The score is divided into four measures per staff, with the first and third measures of each staff containing triplets. The final measure of the fourth staff ends with a double bar line.

>>

Book: Krassen O'Neill's p139

O'Neill's 1438

Source: O'Neill's 1438

Transcription: Transcription:Bob Safranek, chords:Mike Long

Bonnie Kate

Reel

(Ireland, Scotland)

D A D G A

L10 R1 L5 L7 L10 L8 L9 R1a L8 L7 L3 L7 L5 L7 L4 L4 R1 L5 L7 L5 R2 R1 L5 R1 L10 R1a L5 L9 R1a L10 L10 L10 R1

D G D A D G 1 A D 2 A

L5 R2 R1a R1 L10 L7 L3 L7 L5 L7 L4 L4 R1 L5 L7 L5 R2 R1 L5 R1 L10 R1a L5 R1a L10 R1a L5 R1a L10 R6

D D A G A D

R7 R6 L10 R6 R6 R7 R6 L10 R6 R7 R6 R6 L10 L10 R6 R6 R6 R6 R7 R7 R6 R6 L10 L10 R1a L10 L10 R6 R6

D D A G 1 A D 2 A D

R7 R6 L10 R6 R6 L10 R6 R7 R6 R6 L10 L10 R6 R6 R6 R6 R7 R7 R6 R6 L10 R1a L10 R6 R6 R6 L10 R1a L10

>>

Book: Roche 1 n182

Joyce, P. W.; "Old Irish Folk Music and Songs", n126 as "Reel"

Kerr's Fourth p7

O'Neill's 1277

Ceol Rince 1 n174, n176

Fiddler's fakebook

Source: My arrangement from various sources

Transcription: Transcription, arrangement, chords: Mike Long

The boy in the gap

The boy in the gap

Reel

(Ireland)

The musical score is presented in three staves, each with a treble clef and a key signature of one sharp (F#). The time signature is common time (C). The first staff contains two measures of music, each with a triplet of eighth notes. The second staff contains two measures of music, followed by a repeat sign and a final measure. The third staff contains two measures of music, followed by a first ending (1) and a second ending (2). Chords are indicated above the notes, and fingerings are indicated below the notes with numbers 1-5 and letters L (left hand) and R (right hand). Some notes have accents or slurs.

Staff 1: D, C, D, C, D. Fingerings: L3 L7 L5 L5 R2 L10 L9, L5 L5 L4 R1 L4 L5 L4, L3 L7 L5 L5 R2 L10 L9, L5 L5 L4 L4 L7 L5 L4, L3 L7 L5 L5 R2 L10 L9.

Staff 2: C, D, C, D, D, A. Fingerings: L5 L5 R1 L5, L3 L4 L5 L10 L9, L5 L5 L4 L3, R6 R6 L10, L10 R6 L10, R1a, L5 R1a L10 R1a, L5 L5 R1 L5, L3 L4 L5 L10 L9, L5 L5 L4 L3, R6 R6 L10, L10 R6 L10, R1a, L5 R1a L10 R1a.

Staff 3: D, A, 1 A D, 2 A C. Fingerings: L10 R7 L10 R7, R6 R6 L10 R6, L10 R6 L10, R1a, L5 R1a L10 R1, L5 L5 L4 L3, L5 L5 L4 L7 L4, L10 R7 L10 R7, R6 R6 L10 R6, L10 R6 L10 L10, L9, L5 R1a L10 R1, L5 L5 L4 L3, L5 L5 L4 L7 L4.

>>

Source: hnreel~1.abc

Discography: Chieftains 1 (?)

Transcription: Transcription:Henrik Norbeck, chords:Mike Long

The boys of Ballisadare

The Dublin lasses

Reel

(Ireland)

Dublin lasses is first 2 parts only...

The musical score consists of four staves of music in the key of B-flat major (one flat) and 4/4 time. Each staff includes a treble clef, a key signature of one flat, and a common time signature. The music is written in a single melodic line. Above and below the staves are various musical notations including chords, fingerings (R1-L10), and rhythmic patterns (up/down strokes).

Staff 1: Chords: F, F, C, F, C, B \flat , F, F, C. Fingerings: R1 L4 R1 L10, R1 L4 L5 L5 L5 L5, R1 L4 R1 L10, L8 L5a L5 L4 L3 L3, R1 L4 R1 L10, R1 L4 L5 L5 L5 L5.

Staff 2: Chords: B \flat , C, B \flat , F, F, Dm, F, C, Dm. Fingerings: L4 L5 L9 L10 L9, L8 L5a L5 L4 L3, R3 R3 R7 R7, R3 R3 R7 L10 L10, R3 R3 R7 R7, R3 L10 L9 L5 R2.

Staff 3: Chords: F, F, Dm, F, C, B \flat , F, F, C. Fingerings: R3 R3 R7 R7, R3 R3 R7 L10 R3, R7 R6 R3 L10, L9 L5 L5a L8 L7, L5 L9 L5 R3, L5 R3 L5 L5.

Staff 4: Chords: F, Dm, C, B \flat , F, F, C, Dm, C, B \flat . Fingerings: L5 L9 L10 L8 L5, L5 L5 L4 L3, L5 L9 L5 R3, L5 R3 L5 L5 L9, L10 L8 R2 L9, L5 L5 L4 L3 L5a.

>>

Book: O'Neill's 1328

Source: O'Neill's 1328

Round the House CD (3rd part)

Discography: Fiddlesticks CD

Round the House

Transcription: Transcription, arrangement, chords: Mike Long

The boys of Malin

Reel

(Ireland)

System 1: A D E A | 1 E | 2 E
 Fingering: L5 L9 L10 L8 L10 (up, down, up, up, up, up), R6 L10 R6 L10 R1a (up, up, L10, up, L10, L9), L5 L9 L10 L8 L10 (up, down, R1a, L10, R1a), R6 L9 L10 L5a (up, L10, R1a, R1, L9), R6 L9 L10 R6 (up, L10, R1a, L10, R3a), (down, down, down, down, up, down)

System 2: A A D A E A A D
 Fingering: R7 L5 L5 R2 L5 R1a (up, up, up, down, up, down, L10), R7 R7 R3a R6 R3a (up, up, down, up, up, down), R7 L5 L5 R2 L5 R1a (up, up, up, down, up, down, L10), R6 L10 R1a L10 R3a (up, down, L9, L10, R6, down), R7 L5 L5 R2 L5 R1a (up, up, up, down, up, down, L10), R7 R7 R3a R6 R3a (up, up, down, up, up, down)

System 3: D E A A E A D E
 Fingering: R7 R6 L10 L10 R1a (up, up, R3a, R6, L10), L10 L9 L10 L9 (down, R1a, R1a, R1a), L5 R2 L10 L10 L10 (up, down, R1a, L8, R1a), L8 L10 L10 L10 R1a (up, up, R1a, down, L9, L9), L5 R2 L10 L10 L10 (up, down, R1a, L8, R1a), R6 L10 R1a R1a (up, down, L9, L10, L9), (down, down, down, down, up, down)

Source: Richard Darsie's web page

Discography: Fiddlesticks CD

Transcription: Transcription, minor arr., chords: Mike Long

>>

The boys of the lough

Reel

(Ireland, Scotland, Cape Breton)

The musical score consists of five staves of music in the key of D major (one sharp) and 4/4 time. Each staff includes a treble clef, a key signature of one sharp (F#), and a common time signature (C). The music is a reel, characterized by its 8-measure structure. The score includes various chords (D, G, A) and fingerings for the left and right hands, indicated by letters L, R and numbers 1-5. Some notes are marked with a tilde (~) for grace notes. A triplet of eighth notes is marked with a '3' above it. The score is divided into two systems, with the second system starting with a first and second ending bracket. The final measure of the second system is marked with a double bar line and a repeat sign. A double arrow (>>) is located to the right of the third staff.

Source: Johnny Wilmot recording...Simplified...

Transcription: Transcription, arrangement, chords:Mike Long

Brenda Stubbert's

Reel

Jerry Holland (Cape Breton)

The musical score consists of six staves of music in the key of G major (one sharp) and 2/4 time. Each staff contains a melodic line with fiddle techniques indicated by letters (R, L) and numbers (1-7, 10) with arrows showing direction. Chords are written above the staff. The sequence of chords across the staves is: Am, G, (C), G; Am, G, Em, Am; Am, G, (C), G, Am; G, Em, Am, Am, G; (C), G, Am, G, Em, Am.

Staff 1: Am, G, (C), G
 Staff 2: Am, G, Em, Am
 Staff 3: Am, G, (C), G, Am
 Staff 4: G, Em, Am, Am, G
 Staff 5: (C), G, Am, G, Em, Am

>>

Book: Jerry Holland's collection of fiddle tunes
 Source: Jerry Holland's collection of fiddle tunes
 Transcription: Transcription, tildes, chords:Mike Long

The broken pledge

Reel

(Ireland)

The musical score is presented in four systems, each with a treble clef and a common time signature (C). The chords and fingerings are as follows:

- System 1:** Chords: Dm, C, Am, Dm, Am. Fingerings: L10, L10 L9 L5 L5 L5 L3 L3, L9 L5 L5 L4 L4 L3 L3 L4, L3 L4 L4 L5 L5 R2 L10 L9, L8 L5a L8 L5a L8 L10 R3 L10.
- System 2:** Chords: Dm, C, Am, Dm, Am, Dm. Fingerings: L10 L9 L5 L5 L5 R2 R1, L9 R1 L5 L5 L4 L4 L3 L3 L4, L3 L4 L4 L5 L5 R2 L10 L9, L8 L5a L5 L4 L4 L3 L3.
- System 3:** Chords: Dm, F, Am, C, Am, C. Fingerings: L10, L10 L9 L5 L5 L5 R2 L10, R3 L10 R3 L10 L10 L9 L5 R1, L9 L5 L5 L4 L5 L5 L9 L10, L10 R3 R6 L10 R3 L10 L9 L5 L9.
- System 4:** Chords: Dm, F, Am, F, Am, Am, Dm. Fingerings: L10 L9 L5 L5 L5 R2 L10, R3 L10 R3 L10 L10 L9 L5 L5, L4 L4 L4 L5 L5 R2 L10 L9, L8 L5a L5 L4 L4 L3 L3.

Book: O'Neill's 1178

Source: O'Neill's 1178

Transcription: Transcription, arrangement, chords: Mike Long

Brosnan's

Reel

John Brosnan (Ireland)

The musical score for 'Brosnan's' is presented in three systems, each with a treble clef and a key signature of two sharps (D major). The time signature is common time (C). The first system consists of five measures with chords Bm, A, F#m, A, and Bm. The second system consists of five measures with chords A, F#m, Bm, Bm, and (G/F#). The third system consists of five measures with chords A, Bm, A, F#m, and Bm. Fingerings are indicated by numbers 1-5 for the left hand and R1-R5 for the right hand, with arrows showing the direction of movement. Chords are placed above the notes they apply to.

>>

Source: My arrangement from various sources

Discography: John Brosnan "The Cook in the Kitchen"

Transcription: Transcription, arrangement, chords: Mike Long

The bucks of Oranmore

The bucks of Cranmore

Reel

(Ireland, Scotland)

The musical score is organized into six systems, each containing a staff of music and a corresponding fingering chart. The key signature is D major (two sharps) and the time signature is common time (C). The score includes various musical notations such as triplets, slurs, and accents. Chord symbols are placed above the staffs to indicate the harmonic structure. The fingering charts below each staff use letters L1-L9 and R1-R7 to denote finger positions and directions (up/down) for the left and right hands.

>>

The image shows a guitar tablature for the song 'Show the Ladies'. It consists of two staves of music in the key of D major (two sharps). The first staff contains the first eight measures, with chords D, G, A, D, D, G, D, and A. The second staff contains the remaining eight measures, with chords G, A, D, D, G, D, G, and A. The tablature includes various fingerings (R6, R7, R8, L10, L9, L1, R1a) and strumming directions (up and down arrows). There are also triplets marked with a '3' and a tilde symbol (~) over the notes.

Book: O'Neill's 1199

Roche 1 n149

Kerr's Fourth p9, p19

Ceol Rince 2 n248

Source: My arrangement from various sources

Discography: Show the Ladies

Transcription: Transcription, arrangement, chords:Mike Long

>>

Bunker Hill

Reel

APB Brendan Mulvihill

The musical score for 'Bunker Hill' is presented in four staves, each with a treble clef and a key signature of one sharp (F#). The time signature is common time (C). The score includes various musical notations such as slurs, accents, and triplets. Chords are indicated above the notes, and fingerings are indicated by numbers 1-5 and letters L (left hand) and R (right hand) with arrows showing the direction of the stroke.

Staff 1: Chords: C, D, C, D, C, C, G, C. Fingerings: L9 L5, L5 L4 L4 L3 L3, L4 L7 L5 R1 L9 R1 L9, L5 R1 L5 L5 L4 L5 L5, L5 R1 L9 L5 R2 L9 L5, L5 L9 L9 L10 L9.

Staff 2: Chords: C, G, D, D, G, C. Fingerings: L5 L9 L9 L9 R1 L5 L5, L5 R2 L10 R6 L10, L8 L10 L10 L5 L5, L7 L5 L5 R1 L9 R1 L5 R2 R1, L9 R1 L5 R2 R1 L9 R1 L9.

Staff 3: Chords: D, G, C, D, C. Fingerings: L10 R1 L9 R1 L5 R1 L5 L5, L4 L7 L5 L5 R1 L9, R7 R6 R6 L10 R6 L10 L10 R6 L10 R7 R6 R6, R6 L10 R6 R7 L10.

Staff 4: Chords: C, G, D, D, C, D, G, C. Fingerings: R6 R7 L10 R7 R7 R6, R6 L10 L10 L5 R1, L9 R1 L5 R2 R1 L9 R1 L9, L10 R1 L9 R1 L5 R1 L5 L5, L4 L7 L5 L5 R1 L9.

>>

Source: Brendan Mulvihill: The Flax in Bloom
 Discography: Brendan Mulvihill: The Flax in Bloom
 Transcription: Transcription, chords: Mike Long

The bus stop reel

Reel

Anita Anderson

The musical score is written on a treble clef staff in common time (C). It consists of three systems of music, each with chords indicated above the notes and fingerings indicated below. The first system contains seven measures with chords Am, Am, G, Am, (C), G, and Am. The second system contains seven measures with chords Am, G, F, G, G, Am, and Am. The third system contains seven measures with chords Am, C, D, E, Am, G, Em, G, and Am. Fingerings are indicated by numbers 1-5 for the left hand and 1-2 for the right hand, with arrows showing the direction of movement.

>>

Book: The Portland Collection

Source: The Portland Collection

Transcription: Transcription, chords:Mike Long

The butcher's apron

Reel

(Ireland)

The image displays the musical score for 'The butcher's apron', a reel in D major. It consists of three systems of music. Each system includes a treble clef, a key signature of two sharps (F# and C#), and a common time signature. Above the first staff, the chord sequence D G A D G A D G A is indicated. The music is written as a single melodic line with guitar tablature underneath. The tablature uses numbers 1-10 to indicate frets and arrows to show picking direction (upstrokes and downstrokes). The second staff continues the melody with a repeat sign and a double bar line. The third staff includes a first ending marked '1 A (D)' and a second ending marked '2 A'. The tablature for the first ending includes a triplet of eighth notes (L5 R1 L5 L7 L3 L3) and the second ending includes another triplet (L5 R2 L7 L7 L4).

Book: O'Neill's 1483

Source: O'Neill's

Transcription: Transcription, arrangement, chords: Mike Long

Butter and peas

Reel
APB James Kelly

(Ireland)

The musical score consists of five systems of music, each with a treble clef and a key signature of one sharp (F#). The time signature is common time (C). The score includes various musical notations such as slurs, accents, and triplets. Chords are indicated above the notes, and fingerings are indicated by numbers 1-5 and 10, with arrows pointing up or down to indicate the direction of the finger movement.

System 1: Chords: Am, D, G, C, D, G. Fingerings: L4 L5 L5 L5 R1 L5 L5 L7 L4 L3 L7 L5 R2 L9 R1 L5 L5 R1 L5 L4 R1 L5 L5 L7 L3 L4 L7 L5 L5 L3 L5

System 2: Chords: G, Am, D, G, C, G, D. Fingerings: L5 L5 R1 L5 L4 R1 L5 L5 L7 L4 L3 L7 L5 R2 L9 R1 L5 L5 R1 L5 L4 R1 L5 L5 L7 L3 L4 L7 L5 L5 L3 L5

System 3: Chords: G, C, D, G, G, C, G, D. Fingerings: L5 R1 L5 L4 R1 L5 L5 L7 L3 L4 L7 L5 L5 L3 L5 R1 L10 L10 R1 L9 L10 L10 R6 L10 L10 L10 R1 L9 R1 L5 L5 L10 L10 L10 R1 L9 L10 L10 R6 L10 L10 L10 R1 L9 R1 L5 L5

System 4: Chords: G, C, D, G, G, C, D, G. Fingerings: R1 L10 L10 R1 L9 L10 L10 R6 R6 L10 L9 R1 L5 L5 L3 L5 R1 L10 L10 R1 L9 L10 L10 R6 R6 L10 L10 L9 R1 L9 L5 L7 L5 L7 L4 L3

>>

Source: James Kelly: Capel Street
 Discography: James Kelly: Capel Street
 Transcription: Transcription, chords:Mike Long

Casey the whistler

Reel

(Ireland)

The musical score is written in treble clef with a key signature of one sharp (F#) and a common time signature (C). It consists of four staves of music. Above each staff are chord symbols: D, C, Am, C, D, C on the first staff; Am, D, D, Am, D on the second staff; D, Am, D, C, D, Am, D, Am, D, C on the third staff; and C on the fourth staff. Below the notes are detailed fingering instructions using letters L (left hand) and R (right hand) with numbers 1-5 and arrows indicating finger direction. Some notes are marked with a '3' for a triplet. The score concludes with a double bar line.

>>

Book: O'Neill's 1333

Source: O'Neill's 1333

Transcription: Transcription:Trish O'Neil, chords:Mike Long

The cashmere shawl

Reel

(Ireland, Scotland)

The musical score consists of two staves of music in 2/4 time. The first staff begins with a treble clef and a common time signature 'C'. The first four measures are grouped under the chord 'Am', with the fifth and sixth measures under 'Am G'. The first ending (marked '1') contains two measures under 'Em Am', and the second ending (marked '2') contains three measures under 'Em G C'. The second staff begins with a repeat sign and a common time signature 'C'. The first three measures are under 'C', the fourth under 'C G', and the fifth under 'C'. The first ending (marked '1') contains two measures under 'F G', and the second ending (marked '2') contains three measures under 'F G Am'. Below each staff, specific fingerings are indicated with letters (L, R) and numbers (1-10) and arrows showing the direction of the stroke.

Book: Kerr's Fourth

O'Neill's

Source: Kerr's Fourth

Transcription: Transcription, chords: Mike Long

>>

Castle Kelly

Reel

The musical score for 'Castle Kelly' Reel is presented in three staves. Each staff contains a melodic line in treble clef with a key signature of one sharp (F#) and a common time signature (C). The chords and fingerings are as follows:

Staff 1:

- Chords: Am, G, Am, G, (Em), Am, G
- Fingerings: L5 L9 L5 L9 (up), L5 L9 (up), L5 L9 (up), L5 L9 (up), L5 L9 (up), L5 L9 (up); L5 R1 L5 L4 (down), L5 R1 L5 L4 (down), L5 R1 L5 L4 (down), L5 R1 L5 L4 (down), L5 R1 L5 L4 (down), L5 R1 L5 L4 (down); L5 L9 L5 L5 L10 (up), L5 L9 L5 L5 L10 (up), L5 L9 L5 L5 L10 (up), L5 L9 L5 L5 L10 (up), L5 L9 L5 L5 L10 (up), L5 L9 L5 L5 L10 (up); L10 R6 R1 L5 L5 (down), L10 R6 R1 L5 L5 (down), L10 R6 R1 L5 L5 (down), L10 R6 R1 L5 L5 (down), L10 R6 R1 L5 L5 (down), L10 R6 R1 L5 L5 (down); L5 L9 L5 L9 (up), L5 L9 L5 L9 (up), L5 L9 L5 L9 (up), L5 L9 L5 L9 (up), L5 L9 L5 L9 (up), L5 L9 L5 L9 (up); L5 R1 L5 L4 (down), L5 R1 L5 L4 (down), L5 R1 L5 L4 (down), L5 R1 L5 L4 (down), L5 R1 L5 L4 (down), L5 R1 L5 L4 (down)

Staff 2:

- Chords: Am, G, (Em), A, D, Am, G, A, D
- Fingerings: L5 L9 L5 L5 L9 L10 (up), L5 L9 L5 L5 L9 L10 (up), L5 L9 L5 L5 L9 L10 (up), L5 L9 L5 L5 L9 L10 (up), L5 L9 L5 L5 L9 L10 (up), L5 L9 L5 L5 L9 L10 (up); L10 R6 R1 L5 L5 (down), L10 R6 R1 L5 L5 (down), L10 R6 R1 L5 L5 (down), L10 R6 R1 L5 L5 (down), L10 R6 R1 L5 L5 (down), L10 R6 R1 L5 L5 (down); R7 L10 R1a L10 L10 (up), R7 L10 R1a L10 L10 (up), R7 L10 R1a L10 L10 (up), R7 L10 R1a L10 L10 (up), R7 L10 R1a L10 L10 (up), R7 L10 R1a L10 L10 (up); L9 L5 L5 L4 L8 L10 (up), L9 L5 L5 L4 L8 L10 (up), L9 L5 L5 L4 L8 L10 (up), L9 L5 L5 L4 L8 L10 (up), L9 L5 L5 L4 L8 L10 (up), L9 L5 L5 L4 L8 L10 (up); R7 L10 R1a L10 L9 L10 (up), R7 L10 R1a L10 L9 L10 (up), R7 L10 R1a L10 L9 L10 (up), R7 L10 R1a L10 L9 L10 (up), R7 L10 R1a L10 L9 L10 (up), R7 L10 R1a L10 L9 L10 (up); L9 L5 L5 L4 L8 L10 (up), L9 L5 L5 L4 L8 L10 (up), L9 L5 L5 L4 L8 L10 (up), L9 L5 L5 L4 L8 L10 (up), L9 L5 L5 L4 L8 L10 (up), L9 L5 L5 L4 L8 L10 (up); R7 L10 R1a L10 L9 L10 (up), R7 L10 R1a L10 L9 L10 (up), R7 L10 R1a L10 L9 L10 (up), R7 L10 R1a L10 L9 L10 (up), R7 L10 R1a L10 L9 L10 (up), R7 L10 R1a L10 L9 L10 (up)

Staff 3:

- Chords: Em, A, D, Am, G, Am, G, (Em)
- Fingerings: L10 R7 R7 R7 R7 R7 (up), L10 R7 R7 R7 R7 R7 R7 (up), L10 R7 R7 R7 R7 R7 R7 (up), L10 R7 R7 R7 R7 R7 R7 (up), L10 R7 R7 R7 R7 R7 R7 (up), L10 R7 R7 R7 R7 R7 R7 (up); R7 R6 L10 R1a L10 L10 (down), R7 R6 L10 R1a L10 L10 (down), R7 R6 L10 R1a L10 L10 (down), R7 R6 L10 R1a L10 L10 (down), R7 R6 L10 R1a L10 L10 (down), R7 R6 L10 R1a L10 L10 (down); L9 L5 L5 L4 L5 L4 L5 (up), L9 L5 L5 L4 L5 L4 L5 (up), L9 L5 L5 L4 L5 L4 L5 (up), L9 L5 L5 L4 L5 L4 L5 (up), L9 L5 L5 L4 L5 L4 L5 (up), L9 L5 L5 L4 L5 L4 L5 (up); L5 L9 L5 L5 L9 L10 (up), L5 L9 L5 L5 L9 L10 (up), L5 L9 L5 L5 L9 L10 (up), L5 L9 L5 L5 L9 L10 (up), L5 L9 L5 L5 L9 L10 (up), L5 L9 L5 L5 L9 L10 (up); L10 R6 L10 L9 L5 L5 (up), L10 R6 L10 L9 L5 L5 (up), L10 R6 L10 L9 L5 L5 (up), L10 R6 L10 L9 L5 L5 (up), L10 R6 L10 L9 L5 L5 (up), L10 R6 L10 L9 L5 L5 (up); R1 L9 L5 L5 (up), R1 L9 L5 L5 (up), R1 L9 L5 L5 (up), R1 L9 L5 L5 (up), R1 L9 L5 L5 (up), R1 L9 L5 L5 (up)

>>

Book: ?

Source: Xerox of uncertain origin

Transcription: Transcription, chords: Mike Long

Castleconnell lasses

Reel

(Ireland)

D D A D A Bm D D A
 L10 L10 R6 L10 L10 L10 L5 L10 L10 L10 L10 L10 L5 R1a L9 L10 L10 L10 L10 L10 L10 L10 L5
 ↓ R6 R7 ↑ L10 ↓ R6 ↑ R1a R1a ↓ R6 R7 R6 ↑ R1a R1a ↓ ↓ R1 ↓ R6 R7 R6 ↓ R6 ↑ R1a R1a
 ↑ ↓ ↑ ↓ ↑ ↓ ↓ ↓ ↑ ↓ ↑ ↓ ↑ ↓ ↓ ↓ ↓ ↓ ↑ ↑ ↓ ↓ ↓ ↓ ↑ ↓ ↓ ↓ ↓ ↑ ↓ ↓ ↓ ↓

D A A Bm Bm A Bm
 L10 R6 R6 R7 R6 R7 R6 L10 L5 R1a R1a L9 L9 R6 L9 L10 R6 L10 L5 L9 R1a L10 L5 R1a R6 L10 R6 L9 L10
 ↓ L10 ↓ ↑ ↑ ↓ ↓ ↑ ↑ ↑ R1a ↓ ↓ ↓ ↓ ↑ ↓ ↓ L9 ↑ ↓ R1 ↑ ↓ ↓ L10 R1a ↓ ↑ ↓ L9 ↑ ↓ ↓ R1
 ↑ ↑ ↓ ↑ ↓ ↓ ↓ ↓ ↓ ↓ ↓ ↓ ↓ ↓ ↓ ↓ ↓ ↓ ↓ ↓ ↓ ↓ ↓ ↓ ↓ ↓ ↓ ↓

A Bm Bm A Bm A A Bm
 L10 L5 R1a R1a L9 L9 R6 L9 L10 R6 L9 L10 L5 L9 R1a L10 L5 R1a L10 R1a L9 R1a R7 R6 L10 L5 R1a R1a L9 R1
 ↑ R1a ↓ ↓ ↓ ↓ ↑ ↓ ↓ L9 ↓ ↓ ↓ R1 ↑ ↓ ↓ L10 R1a ↓ ↓ ↓ L10 ↓ L10 ↑ ↑ R1a ↓ ↓ ↓ ↓ ↓ ↓ ↓ ↓ ↓ ↓

>>

Book: Joyce, P. W.; "Old Irish Folk Music and Songs"

Source: joycei~1.abc

Transcription: Transcription:??, chords:Mike Long

The cat that ate the candle

Reel

The image shows two systems of musical notation for a reel. Each system consists of a treble clef staff with a key signature of one sharp (F#) and a common time signature (C). The first system has chords Em, D, A, and two first endings of C. The second system has chords Em, D, A, and two first endings of C. Below the notes are detailed fingerings for the right hand (R) and left hand (L), including specific finger numbers (1-5) and directions (up/down arrows). Some notes have a tilde (~) above them, indicating a grace note or a specific articulation.

Source: Larry MacDonagh, Ballinafad, Co. Sligo (?)

IrTrad

Discography: Altan, The First Ten Years, 10a

Transcription: Transcription:Jerome Colburn, chords:Mike Long

>>

The Chicago reel

Reel

(Ireland)

The image displays a musical score for 'The Chicago Reel' in treble clef, 2/4 time, with a key signature of one sharp (F#). The score is organized into three systems, each with a staff of music, a line of chords, and a line of fingering instructions. The first system contains measures 1-6, the second system contains measures 7-12, and the third system contains measures 13-18. The chords are: Am, G, C, Am, G, C (System 1); G, Am, G, Em, Am, Am, G, G (System 2); C, G, Am, C, G, Am, G, F, C, G, Am (System 3). Fingering instructions use letters L (left hand) and R (right hand) with numbers 1-10 and arrows indicating finger direction.

>>

Source: Felicity P

Transcription: Transcription:?, Chords:Mike Long

Christmas eve

Tommy Coen's reel

Reel

Tommy Coen (Ireland)

The musical score is presented in six staves, each with a treble clef and a key signature of one sharp (F#). The time signature is common time (C). The music is a reel, characterized by its 8-measure structure. Chord diagrams are placed above the notes, and guitar tablature (L5-L10, R1-R7) is placed below the notes. Some notes have a tilde (~) above them, indicating a grace note. There are also triplets (3) and repeat signs (:) in the score.

Staff 1: Chords: G, G, (C), G, G, D. Tablature: L5 L4 L3 L4 L5 L5 L5 R1 L10 R1 L5 R1 L5 L5 R1 L5 L5 L4 L3 L3 L4 L5 L5 R1 L5 R1 L5 L4

Staff 2: Chords: G, G, (C), G, C, D, G. Tablature: L3 L3 L4 L5 L5 L5 R1 L10 R1 L5 R1 L5 L5 R1 L5 L5 L5 L4 R1 L5 L5 R1 L5 L4 L5

Staff 3: Chords: Em, Am, C. Tablature: L5 L5 R1 L5 L9 R1a L10 L10 L10 L10 R6 R7 R7 R7 R6 L10 R6 L10 R6 R7 R7 L10 R6 R7 R6 L10

Staff 4: Chords: D, G, Am, C, G. Tablature: L10 L10 L10 R1 L5 R1 L5 L5 R1 L5 L9 R1a L10 L10 L10 R6 R7 R7 R7 R6 L10 R6 L10 R6 R7 R6 L10 L10 R1 L5 R1

Staff 5: Chords: D, G, G, C. Tablature: L5 R1 L5 L4 L5 R2 L9 R1 L5 L5 R2 L5 L9 R1a L10 L10 R6 R6 L10 R6 L10 L9

Staff 6: Chords: G, D, G, C, G, D, G. Tablature: R1 L5 L5 L3 L5 R1 L7 L5 L5 L7 L5 L5 R1 L5 L5 R2 L9 R1a L10 L10 R6 R6 L10 L10 R7 R7 R7 R6 L10 L5 R1 L4 L5

>>

Book: Ceol Rince 2 n140

Source: My arrangement from various sources

Discography: Show the ladies

Transcription: Transcription, arrangement, chords:Mike Long

>>

The clock in the steeple

Reel

(Ireland)

Staff 1: A D A E A D E (A) A D
 R3a R7 L10 L10 R6 R3a R7 R6 L10 L10 R1 R3a R7 L10 L10 R6 R3a R7 R6 L10 R1a L5 L5 R3a R7 L10 L10 R6 R3a
 ↓ ↑ ↑ R1a ↓ L10 ↓ ↑ ↑ ↑ R1a R1 ↓ ↑ ↑ ↑ R1a ↓ L10 ↓ ↑ ↑ ↑ L10 ↓ ↑ ↑ ↑ L10 ↓ ↑ ↑ ↑

Staff 2: A E A D E (A) A D A E
 R7 R6 L10 L10 L9 R1a L5 R1a R6 R7 R7 R7 R6 L10 L9 L10 R1a L5 L5 L9 R1a R1a R2 L10 L10 L10 L10 R1 L10
 ↑ ↑ ↑ R1a R1 ↓ ↓ ↑ ↓ L10 R3a ↑ ↑ ↑ ↑ ↑ R1a ↓ ↓ ↓ ↑ ↑ ↓ ↓ ↓ L5 ↑ ↓ R1 ↑ ↑ ↑ R6 ↑ R1a R1 ↓ ↓ ↓

Staff 3: A D E (A) A D A E A D E
 R1a L5 R2 L10 R3a R7 L10 R1a L5 L9 R1a L5 R2 L10 L10 L10 L10 R1 L8 R1a R6 R7 R7 R6 L10 L9
 ↓ R1a ↑ ↑ R6 ↑ R6 L10 ↓ ↑ L5 ↓ R1a ↑ ↓ R1 ↑ R6 R1a R1 L10 ↑ ↓ L10 R3a ↑ ↓ R7 ↑ R1a L10

Staff 4: (A)
 R1a L5 L5
 ↓ ↑ ↑

Book: O'Neill's 1248

Source: O'Neill's 1248

Transcription: Transcription, minor arr., chords:Mike Long

The clumsy lover

Reel

Neil Dickie

The musical score is presented in six systems, each with a treble clef, a key signature of one sharp (F#), and a common time signature (C). The notes are written in a rhythmic style typical of a reel. Above each system, chords are indicated by letters (A, D, G, E). Below the notes, fingerings are indicated by letters (R1a, L10, L9, L5, R2, R6, R7, L10, R6, L10, R1a, L10, L10, L9, L5, R2, L9, R1a, R1a, R1a, L10, L10, L9, L5) and arrows (↑, ↓) pointing to the notes.

System 1: Chords A, D, A, G, A. Fingerings: R1a L10 L10 L9 L5, R2 R6 R6 L10 R6 L10, R1a L10 L10 L9 L5, R2 L9 R1a R1a, R1a L10 L10 L9 L5.

System 2: Chords D, A, G, A, A, D. Fingerings: R2 R6 R6 L10 R6 L10, R1a L10 L10 L10, R1 L5 L5 R1 L5 R2 L10, R1a L10 R7 L10 L5, R2 L5 R2 R6 R7 R6 L10.

System 3: Chords A, G, A, D, A, G, A. Fingerings: R1a L10 R7 R1a, R2 L9 L10 L9, R1a L10 R7 R1a, R2 L5 R6 R6 R6, R1a L10 L10 R1, R1 L5 L5 R2.

System 4: Chords A, D, A, G, A, D. Fingerings: R1a L10 L10 R1a, R2 R6 R6 L10, R1a L10 L10 R1a, R2 L9 R1a R1a, R1a L10 L10 R1a, R2 R6 R6 L10.

System 5: Chords A, G, A, A, D, A. Fingerings: R1a L10 L10 L10, R1 L5 L5 R1 L5 R2 L10, R1a R7 R1a R7 R1a, L10 R7 L10 R7 L10, R1a R7 R1a R7 R1a.

System 6: Chords E, A, D, A, G, A. Fingerings: R1 R7 R1a L10 L10, R1a R7 R1a R7 R1a, L10 R7 R6 R7 R7 L10, R1a L10 L10 L8 R1, R1 L5 L5 R1 L5 R2 L10.

>>

Source: from Barra MacNeills' Traditional Album- rearranged mdl

My arrangement from various sources

Transcription: Transcription, arrangement, chords:Mike Long

Coachman's whip

Reel

(Ireland)

Staff 1: G Em G D G G
 L10 R1 L5 L3 L5 R1 L5 L4 R1 L4 L10 L5 R1 L10 R1 L5 L3 L5 R1 L5 L7 L5 L5 R2 R1 L5 L5 R1 L10 R1 L5 L3 L5 R1 L5
 ↓ ↑ ↓ ↑ ↓ ↑ ↓ ↓ ↑ ↓ ↓ ↓ ↓ ↓ ↑ ↓ ↑ ↓ ↑ ↓ ↑ ↓ ↑ ↓ ↑ ↑ ↑ ↓ ↓ ↑ ↓ ↑ ↓ ↑ ↓ ↑ ↓

Staff 2: Em G D G G Em
 L4 R1 L10 R1 L3 L4 L5 L10 R6 R6 L10 L5 R1 L5 R1 L10 L10 L4 L3 R1 L3 R1 L4 R1 L10 L5
 ↓ ↑ L4 L4 L4 ↑ ↓ L5 R1 L10 ↓ ↓ L9 ↑ ↓ L5 ↓ ↑ L8 ↓ ↑ L5 L5 L5 L5 ↓ ↑ L4 L4 R1
 ↓ ↓ ↓ ↓ ↓ ↓ ↑ ↓ ↑ ↑ ↑ ↑ ↓ ↓ ↓ ↓ ↓ ↓ ↓ ↓ ↓ ↓ ↓ ↑

Staff 3: G D D G
 L10 R1 L5 L5 L4 L5 L5 R1 L10 L10 L8 L4 L3 L5 R1 L5 L3 L5 R1 L5 L7 L5 R1 L9 L10 L10 R6 R6 L10 L9 L5 R1 L5 L5
 ↓ ↑ ↑ ↓ ↓ ↓ ↓ ↑ ↓ ↑ ↓ ↓ ↑ ↓ ↑ ↓ ↑ ↓ ↑ ↓ ↑ ↑ ↑ ↓ ↓ ↑ ↑ ↓ ↓ ↑ ↑ ↑ ↓ ↓

>>

Book: Music from Ireland Vol. 3

Source: Music from Ireland Vol. 3

Transcription: Transcription, chords: Mike Long

The college groves

The new demesne

Reel

(Ireland)

D C D C

L3 L7 L4 L3 L5 L3 L7 L3 L4 R1 L4 L10 L4 R1 L4 L3 L4 L7 L5 R2 L10 R1 L9 L5 L5 L4 L4 L3 L3 L4

D C D [1 C D] | 2 C (D)

L3 L7 L3 L3 L7 L3 L4 R1 L4 L10 R1 L4 L3 L4 L7 L5 R2 L10 L9 L5 L5 L4 L4 L3 L3 L9 L5 L5 L4 L4 L3 L3 L10

D C D C D D C

R6 L10 R6 R7 L10 L9 L10 R6 R6 L10 R6 L10 R6 L10 R1a L10 L9 L5 L5 L4 L7 L3 L3 L10 R6 L10 R6 R7 L10 L9 L10 R6 L10 L9 L10 R6

D G C/A D D C D

L10 L10 R6 R7 R6 R7 R7 R6 R6 L10 R6 L10 L10 R6 R6 R7 R6 R6 L10 L10 R6 R6 L10 L9 R6 R6 R7 R6 R6 L10 R1

C D D C D G A D

L9 L5 L5 L4 L4 L3 L3 L10 R6 R6 R7 R6 R6 L10 L10 L10 R6 R6 L10 L9 L10 L10 R6 R7 R6 R7 R7 R6 R6 L10 R6 L10 L10

D A D C D D

R6 L10 R6 L10 L10 R1a L8 L10 L10 R6 L10 R6 L10 L10 L9 L5 L5 L4 L4 L3 L3 R6 L10 L10 L10

A D G 1 A D 2 A D

L10 R1a L10 R1a L10 R1a L10 L10 R6 L10 R6 R6 R7 R6 R7 R7 R6 R6 L10 R6 L10 L10 L10 R7 R6 R6 L10 R6 L10 L10 R7 R6 R6 L10 R6 L10 L10

Book: Fiddlers Fakebook

Krassen O'Neill's

O'Neill's 1208

O'Neill's 1209

Source: Henrik Norbeck?? Kevin Burke??

Discography: Kevin Burke: If the Cap Fits

Transcription: Transcription:Henrik Norbeck(?), Arr., chords:Mike Long

>>

Colonel

Reel

(Ireland)

A E A A D E A E

R1a L5 L5 L10 R1a L10 L4 L5a R1 R1a L5 L5 L10 R1a L10 R6 R7 L5 L5 R7 R6 L10 L9 R7 R3a L10
 ↓ L5 L5 R6 L10 ↓ L4 L7 L8 L10 ↓ L5 L5 R6 L10 ↓ L10 R3a L5 R2 ↑ ↑ R3a L10 R1a ↓ ↓ R7 R6 L10
 ↑ ↑ ↑ ↑ ↓

A D E A D E A D E

R1a R3a L10 R1a L10 R6 R7 L5 L5 R7 R3a L10 R1a L9 R7 R7 R3a L10 R1a R1a R1a L10 L9 L10 R6 R7 L10
 ↓ R7 R6 L10 ↓ L10 R3a L5 R2 ↑ ↑ R7 R6 L10 ↓ ↓ R7 ↓ ↓ R6 L10 ↓ ↓ R1a L5 ↓ ↓ R1 R1a ↓ ↓ L10 R3a R6 L10
 ↑ ↑ ↑ ↑ ↓

Book: Kerr's Fourth

Source: Kerr's Fourth

Transcription: Transcription, arrangement, chords:Mike Long



Colonel Rodney

Reel

(Ireland)

Chords: A, Bm, D, A, D, A, E, A, A, Bm, E, A, D, A, E, A

Tablature includes fingerings (R1a, L5, R2, L5, R1a, L10, R7, R3a, R6, L10, R1a, L10, R1, R1, R6, L9, L10, R6, L10, R3a, R6, L10, R1a, L5, L5, R2, L5, R1a) and rhythmic markings (up/down arrows, triplets).

Book: O'Neill's 1263

Source: O'Neill's 1263

Transcription: Trish O'Neil, chords: Mike Long

Come west along the road

Over the moor to Peggy

Reel

The musical score consists of three staves of music in G major (one sharp) and 4/4 time. The first staff begins with a G chord and contains two measures of music. The second staff continues with G, C, and G chords, followed by a first ending (1) with Am and D chords, and a second ending (2) with Am and D chords. The third staff continues with G, C, C, G, D, and (C) chords. The fourth staff continues with G, C, C, G, C, D, and C chords. Fingerings are indicated by numbers 1-10 and directions (up/down). Trills are marked with '3'. A double arrow '>>' is located to the right of the fourth staff.

Book: Ceol Rince 2 n206

Source: Ricker ABC

Discography: Arcady: Many Happy Returns

Show the Ladies

Transcription: Transcription:??, chords:Mike Long

The comely maiden

Reel

(Ireland)

The musical score is presented in three staves, each with a treble clef and a key signature of one sharp (F#). The time signature is common time (C). The chords and fingerings are as follows:

Staff 1:

- Measure 1: Chord D. Fingering: L10 R1a L8 L8 ↓ L10 L10 L7 ↓ ↓ ↓ ↑ ↑ ↑
- Measure 2: Chord D. Fingering: L10 R7 R6 R7 ↓ R7 R7 ↑ R7 R6 ↓ ↓ ↓
- Measure 3: Chord A. Fingering: L10 R1a L8 L5 ↓ L10 L10 L7 ↓ ↓ ↓ ↑ ↑ ↑
- Measure 4: Chord G. Fingering: R1 L10 L10 R1a L9 ↑ ↑ L10 ↓ L5 R1a ↑ ↓ ↓
- Measure 5: Chord D. Fingering: L10 R1a L8 L8 ↓ L10 L10 L7 ↓ ↓ ↓ ↑ ↑ ↑
- Measure 6: Chord A. Fingering: L10 R7 R6 R7 ↓ R7 R7 ↑ R7 R6 ↓ ↓ ↓ ↑ ↑ ↑

Staff 2:

- Measure 7: Chord G. Fingering: R7 R7 R6 R6 L10 R1a ↓ ↑ ↓ ↑ ↑ ↑ L10 L9 ↓ ↓ ↓
- Measure 8: Chord A. Fingering: L5 R2 L10 R1a L9 R1a ↑ ↓ ↓ L10 L5 ↓ ↓ ↓
- Measure 9: Chord D. Fingering: L10 R7 R3a R6 L10 ↓ ↑ ↓ R7 ↑ ↓ R6 ↑ ↑
- Measure 10: Chord D. Fingering: R7 R7 R7 R6 L10 L10 ↑ ↓ ↑ ↑ ↑ L10 R6 ↓ ↓ ↓
- Measure 11: Chord A. Fingering: L10 R7 R3a R6 L10 ↓ ↑ ↓ R7 ↑ ↓ R6 ↑ ↑
- Measure 12: Chord D. Fingering: L10 R7 R3a R6 L10 ↓ ↑ ↓ R7 ↑ ↓ R6 ↑ ↑

Staff 3:

- Measure 13: Chord G. Fingering: L10 L10 R1a L9 R1a ↑ R6 ↑ L10 ↓ L5 ↓ ↓ ↓
- Measure 14: Chord A. Fingering: L10 R7 R3a R6 L10 ↓ ↑ ↓ R7 ↑ ↓ R6 ↑ ↑
- Measure 15: Chord D. Fingering: R7 R7 R7 R6 L10 R1a R6 ↑ ↓ ↑ ↑ ↑ L10 ↑ ↓ ↓
- Measure 16: Chord A. Fingering: R7 R6 R7 R6 R6 R6 L10 ↓ ↓ ↑ ↑ ↑ ↑ ↑ L10 ↓ ↓ ↓
- Measure 17: Chord G. Fingering: L10 L10 R1a L9 R1a ↑ R6 ↑ L10 L5 ↓ ↓ ↓

>>

Book: O'Neill's 1353

Source: Krassen O'Neill's p124

O'Neill's 1353

Transcription: Trish O'Neil, chords: Mike Long

The Congress reel

Reel

The image displays a musical score for 'The Congress reel' in treble clef, key of D major, and common time. The score is divided into three systems of music, each with guitar tablature and chord indications above the notes.

System 1: Chords: Am, Am, G, F/A, G, Am, Am, G. Tablature includes a triplet of eighth notes (L10 L8 L5 R1 L10) under the Am chord.

System 2: Chords: F, E/G, Am, Am, G, Em. This system contains a repeat sign.

System 3: Chords: Am, Am, G, F, E/G, Am. This system concludes with a double bar line and repeat dots.

The tablature uses letters L1-L10 and R1-R10 to denote frets and strings. Arrows indicate picking direction: up for the backstroke (↑) and down for the downstroke (↓). A triplet of eighth notes is marked with a '3' above it.

>>

Source: My arrangement from various sources

Transcription: Transcription, arrangement, chords: Mike Long

The Connemara stockings

Winter apples

The Galway reel

Reel

Chords: G, G D, G C, D, G, G D, G C, D, G, Em, D, Em, D, Em, G, D, G, D, C, D

>>

Book: Pubscouts

Krassen O'Neill's p153

O'Neill's 1513

Roche 1 n151

Source: Roche 1 n151

My arrangement from various sources, mainly Roche

Discography: Chieftains 1

Transcription: Transcription, arrangement, chords:Mike Long

Connor Dunn's

Reel

The musical score is written in treble clef with a key signature of one flat (Bb) and a common time signature (C). It consists of four systems of music, each with a staff of notes and a corresponding line of fingerings. Chords are indicated above the notes.

System 1: Chords: F, F, (Bb), C, Bb, C. Fingerings: L5 L5 L4 R1 L4 L4 L5, L5 L5 L4 L5 L4 L5, L4 L5 L3 L4 L5 R3 L10 L10, L9 L5a L8 L5 L5 L4 L5.

System 2: Chords: F, F, (Bb), C, [1 Bb F] [2 Bb F]. Fingerings: L5 L5 L4 R1 L4 L4 L5, L5 L5 L4 L5 L4 L5, L4 L5 L3 L4 L5 R3 L10 L10, L9 L5a L5 L4 L4 L5, L9 L5a L4 L8.

System 3: Chords: C, C, Bb, C, Bb, F. Fingerings: L10 R6 R6 L10 L9 L10 L10 R6, L9 L10 L10 R6, L9 L5a L9 L10, L10 L9 R6 L10 L9 L10 L10 L9, L10 R3 R3 L10 R3 R6.

System 4: Chords: C, C, Bb, C, [1 Bb F] [2 Bb F]. Fingerings: L10 R6 R3 L10 R6 R3, L10 R6 R3 L10 L9 R6, L10 R6 R7 R3a R6 R3, L10 R6 L10 R6, L10 R6 L10 L9 L9 L5a.

>>

Source: Martin Hayes, Mike Long
 Discography: Martin Hayes- Martin Hayes
 Transcription: Transcription, chords:Mike Long

The contradiction

Miss Gunning's fancy reel

Reel

(Ireland)

The musical score is presented in six systems, each consisting of a treble clef staff with a key signature of three sharps (F#, C#, G#) and a common time signature (C). The notes are primarily eighth and sixteenth notes, with some triplet markings. Below each staff, chord diagrams are provided, using letters A, E, D, and (D) to denote chords. Fingerings are indicated by numbers 1-5 and letters L (left hand) and R (right hand), with arrows showing the direction of finger movement. Some diagrams include a '3' for triplet fingerings.

System 1: Chords A, E, A, D, A, E, (D), (A). Fingerings include L10, R1a, R1a, L5, R1, L4, L4, L7, L3a, L5, R1a, L10, L10, R1a, R1a, L8, L5a, L9, R1a, L10, L10, R3a, R7, R6, L10, L10.

System 2: Chords A, E, A, D, A, E, (D), A. Fingerings include R1a, R1a, L5, R1, L4, L4, L7, L3a, L4, L5, R1a, L10, R6, L10, L10, R1a, R1a, L8, L5a, L8, R1, R3a, R7, R6, L10, R1a, L5, L5.

System 3: Chords A, E, A, E, A. Fingerings include R3a, R7, L5, L5, R7, L5, R1a, L8, L5a, R1, L4, R1, L4, R1, L4, R3a, R7, L5, L5, R7, L5, R1a, L8, L5a, R1, L4, R1, R1a, L5, L5, R3a.

System 4: Chords A, E, A, D, E, A. Fingerings include R7, L5, L5, R7, L5, R1a, L8, L5a, R1, L4, R1, L4, R1, L4, R3a, R7, R3a, R6, L10, R6, L10, L10, R1a, L10, L4, L7, L5a, L8.

System 5: Chords A, D, E, (E), A. Fingerings include L10, R7, L10, R4a, L10, R7, L10, R4a, L10, R7, L10, R8, L10, R7, L10, R8, L10, R4a, L10, R9, L10, R4a, L10, R9, L10, L10, R1a, L9, L5, L4, L5, L5.

System 6: Chords A, D, E, A, D, (E), A. Fingerings include R1a, L10, R6, L10, R1a, L10, R6, L10, L10, R1a, L9, L5, R1, L4, L4, R1a, L10, R6, L10, R1a, L10, R6, L10, R6, R7, R3a, R7, R7, R6, L10, L10.

>>

A D E A D E A

R1a L10 R6 L10 R1a L10 R6 L10 R6 R3a L10 R1a R1 L4 L4 L10 R1a L10 R7 R6 L10 R6 R7 R3a R7 L10 R3a R7 L10 R6 L10

Book: O'Neill's 1503

Kerr's Second p31

Source: O'Neill's 1503

Transcription: Transcription:John B. Walsh, Chords:Mike Long

>>

The convenience

Reel

(Ireland)

Chords: D, A/G, G/A, D, A (G) D, D, A (G) D, 1 A (G) D, 2 A (G) D, D, A, D, G, A, D, D, A, D, G, A, D

Fingerings: L10 L8 R1 L5 R2 L5 R1 L5, L5 L5 L7 L5 L4 L5 L3 L5, R2 L5 R1 L5 R2 L5 R1 L5, L7 L5 L4 L5 L3 L3, L10 R6 R6 L10 R6 L10 L10, R1a L5 R1a L10 R6 L10 R1a L10, L10 R6 R6 L10 R6 L10 L10, R1a L5 L9 R1a L10 L10, R1a L5 L9 R1a L10 L10 R6 R6, R7 L5 R6 L5 R6 L5 R2 L5, L5 R2 L10 L8 L10 L10, R7 L5 R6 L5 R6 L5 R2 L5, L5 R2 L10 L8 L10 L10, R7 L5 R6 L5 R6 L5 R2 L5, L5 R2 L10 L8 L10 L10, R7 L5 R6 L5 R6 L5 R2 L5, R6 L5 L5 R6 L5 L5, R6 R7 R6 R6 R7 R7 R6, R6 L10 L10 R1a L10

>>

Source: Gill Pearson

Richard Robinson's web page/abc file

Transcription: Transcription, modifications, chords:Mike Long

Cooley's reel

Reel

Em D Em

D G D Em Em

D Em D G D Em

Fingerings: L3, L4, R1, R1, L5, R1, L4, R1, R1, L5, R1, L10, L5, L5, L7, L4, L5, L3, R1, L3, L5, L3, L7, L3, L5, R2, L5, L7, L3, L4, R1, R1, L5, R1, L4, R1, R1, L5, R1, L10, R6, R6, R7, R6, L10, L10, L5, L7, L3, L4, L7, L3, L4, R6, R6, L10, R1, R1, L10, R6, R6, L10, R1, R3, L10, R1, L5, R1, L7, L3, L7, R1, L7, R2, R6, L10, R1, L10, R3, L10, R1, L10, R6, R7, R6, R1a, L10, L5, L3, L4, L3, L4, L5, L5, L5, L5, L5, L5, L5, L10, R6, L10, R1, R1, R1, L10, R6, L10, L7, L3, L4

>>

Book: Fiddler's Fakebook

Source: My arrangement from various sources

Transcription: Transcription, arrangement, chords: Mike Long

The copperplate

Reel

The musical score for 'The copperplate' is presented in three staves. Each staff contains a melodic line in treble clef with a key signature of one sharp (F#) and a common time signature (C). The music is accompanied by chords and detailed fingering instructions for the left hand.

Staff 1: Chords: Am, G, Em, (G), Am. Fingering includes sequences like L5 L4 L9 L5, R7 L10 L9 L7, L5 L3 R1 R1, R6 L10 L9, R1 L5, L5 L4 L9 L5, R7 L10 L9 L5.

Staff 2: Chords: G, Am, Am, Am, G. Fingering includes sequences like L5 R1 L9 L10, R6 R6 R7, R7 R6 L10, L9 L5 L5, R7 R6 L10, R7 R6 R7 R6, R7 R6 L10, L9 L5 L5, R7 R6 L10, R6 R7 R7 R6.

Staff 3: Chords: Em, (G), Am, G, Am. Fingering includes sequences like R6 L10 L9, R1 L5 L5, R7 R6 L10, R7 R6 R7 R6, R7 R6 L10, L9 L5 L5 R1, L5 R1 L9 L10, R6 R6 R7, R7 R6 L10, L9 L5 L5.

>>

Book: The Irish Fiddle Book

Source: Richard Darsie's web page

Transcription: Transcription, chords: Mike Long

The corner house

Reel

(Ireland)

The musical score is presented in three staves, each with a treble clef and a key signature of one sharp (F#). The time signature is common time (C). The first staff begins with a treble clef and a common time signature. The second staff begins with a treble clef and a common time signature. The third staff begins with a treble clef and a common time signature. The score includes various chords and fingerings, with some measures marked with a tilde (~) and a triplet (3). The chords are: Am, G, Am, C, G, G, Am, Am, Em, G, Am, Em, G, G, Am.

Chords and Fingerings for the first staff:

- Am: L5 L5 (↑ ↓), L4 (↓), L5 L5 L5 L5 R1 L9 L10 (↑ ↑ ↓ ↓ ↓ ↓ ↓ ↓), L10 L10 (↑ ↓), L9 R1 L5 L5 (↑ ↑ ↓ ↓)
- G: L4 L5 L5 L7 L5 L5 R1 (↓ ↓ ↓ ↓ ↓ ↓ ↓ ↓)
- Am: L9 L5 L5 L5 L4 L3 (↑ ↓ ↓ ↓ ↓ ↓ ↓ ↓), L4 L5 L5 L5 L5 R1 L9 L10 (↑ ↑ ↓ ↓ ↓ ↓ ↓ ↓)

Chords and Fingerings for the second staff:

- C: L10 R7 L10 R6 (↑ ↑ ↓ ↓ ↓ ↓ ↓ ↓), L10 R6 R6 L10 (↑ ↓ ↓ ↓ ↓ ↓ ↓ ↓)
- G: L10 R1 L10 R6 L10 (↓ ↓ ↓ ↓ ↓ ↓ ↓ ↓)
- G: L10 L5 R1 L5 (↓ ↓ ↓ ↓ ↓ ↓ ↓ ↓)
- Am: L9 R1a (↓ ↓ ↓ ↓ ↓ ↓ ↓ ↓), L10 R7 R6 R6 (↑ ↑ ↓ ↓ ↓ ↓ ↓ ↓)
- Am: L10 R7 R6 R6 (↑ ↑ ↓ ↓ ↓ ↓ ↓ ↓)
- Em: R7 R6 R7 L10 R1 (↓ ↓ ↓ ↓ ↓ ↓ ↓ ↓), R7 R6 L10 (↓ ↓ ↓ ↓ ↓ ↓ ↓ ↓)

Chords and Fingerings for the third staff:

- G: L10 L10 L10 L10 (↓ ↓ ↓ ↓ ↓ ↓ ↓ ↓), L10 R1 L10 R1 (↑ ↑ ↓ ↓ ↓ ↓ ↓ ↓)
- Am: L10 R6 R7 L10 L10 (↑ ↑ ↓ ↓ ↓ ↓ ↓ ↓), L10 R6 R6 R6 R1 (↑ ↑ ↓ ↓ ↓ ↓ ↓ ↓)
- Em: L10 R7 R6 R6 (↑ ↑ ↓ ↓ ↓ ↓ ↓ ↓), L10 R7 R7 ↓ R7 (↑ ↑ ↓ ↓ ↓ ↓ ↓ ↓)
- G: R7 R6 R7 L10 R1 (↓ ↓ ↓ ↓ ↓ ↓ ↓ ↓), R7 R6 L10 (↓ ↓ ↓ ↓ ↓ ↓ ↓ ↓)
- G: L10 L10 R6 L10 (↓ ↓ ↓ ↓ ↓ ↓ ↓ ↓), L10 L10 R6 L10 (↓ ↓ ↓ ↓ ↓ ↓ ↓ ↓)
- Am: L10 L5 L5 (↓ ↓ ↓ ↓ ↓ ↓ ↓ ↓), L10 L5 L5 (↓ ↓ ↓ ↓ ↓ ↓ ↓ ↓)

Book: Ceol 1 120

Source: hnreel~1.abc

My arrangement from various sources

Transcription: Transcription, arrangement, chords:Mike Long

Courting them all

Rachael Rae

John Grady's downfall

Reel

(Ireland)

1 A D

2 A D

A D D G A D G A D

>>

Book: Krassen O'Neill's p149

O'Neill's 1489

Kerr's First p4

Ceol Rince 2 n174

Source: Krassen O'Neill's

Transcription: Transcription, chords: Mike Long

Craig's pipes

Reel

(Ireland)

The musical score for 'Craig's pipes' is written in G major (one sharp) and 2/4 time. It consists of four staves of music. The first three staves are the main melody, and the fourth staff contains two endings. The first ending leads to the second ending. Fingerings are indicated by numbers 1-5 above or below notes, and directions (up/down) are indicated by arrows below the notes. Chords are indicated by letters G, C, D above the staff. A '3' indicates a triplet. A '>' symbol is located to the right of the first ending.

Staff 1: G, G, C, G, D, C
 Staff 2: G, G, C, G, D, C
 Staff 3: G, G, C, G, C, 1 D, C
 Staff 4: 2 D, G, G, C, G, D, G, C, D, C

Book: Irish Traditional Music Session Tunes 2 n9
 Source: Irish Traditional Music Session Tunes 2 n9
 Transcription: Transcription, minor arr., chords:Mike Long

Cronins Reavy's

Reel

(Ireland)

The musical score is presented in three staves, each with a treble clef and a key signature of one sharp (F#). The time signature is common time (C). The first staff contains five measures with chords G, C, G, D, and G. The second staff contains six measures with chords C, G, D, G, D, G, G, and C. The third staff contains seven measures with chords G, D, G, C, G, D, and G, D, G. Fingerings are indicated by numbers 1-5 above or below notes, and directions (up/down arrows) are provided for many notes. Chords are written above the notes. A double bar line with repeat dots is used in the second and third staves. A double arrow symbol (>>) is located to the right of the third staff.

Book: Music from Ireland Vol. 3

Source: My arrangement from various sources

Transcription: Transcription, arrangement, chords:Mike Long

The crooked road (to Dublin)

Reel

G D G F G D | 1 C D | 2 C D | G D

L5 L5 L7 L5 L7 L5 L7 L5 L9 L5 L5 L7 L5 R6 R6 L10 L5 R2 R1 L5 R6 L10 L5 R2 R1 L10 R6 R6 R6 R6

↓ ↓ ↑ ↓ L5 ↓ ↑ L5 ↑ R2 L5 ↓ ↑ L5 ↑ ↓ L5 ↑ ↓ L9 ↑ ↑ L9 ↑ ↓ L9 ↑ ↑ L9 ↓ R6 ↑ ↓ R7 ↓ ↓ ↑ ↑

G D G D C D G D G D G D

L10 R6 R7 R6 L10 L10 R6 R6 R6 R6 R6 L10 L5 R2 R1 L10 R6 R6 R6 R6 L10 R6 R7 R6 R7 R6 R6 R6 R7 R6 R6 R7 R6 R6 L10 L5 R1 L5

↓ ↓ ↑ ↓ R6 ↓ ↓ ↑ ↓ R7 ↑ ↓ L9 ↑ ↑ L9 ↓ ↓ ↑ ↓ R7 ↓ ↓ ↑ ↓ R7 ↓ ↓ ↑ ↓ R7 ↑ ↓ L9 ↑ ↑ L9 ↓ ↓ ↑ ↓ R7 ↓ ↓ ↑ ↓ R7 ↑ ↓ L9 R2 L9 ↓ ↓ ↑ ↑ ↑ ↑

Source: ricker~3.abc, hnreel~1.abc(?)
 Transcription: Transcription:??, chords:Mike Long



Cross the fence

Reel

G C G C G Am D G C G

L3 R1 L5 L9 R1 L5 R2 R6 L10 R1 R1 L9 L10 R1 L5 R1 R1 L5 L5 L7 L10 L5 L5 L3 L3 L5 L5 L9 L10 R6 L10 L5

G D G D G C G Am D

L10 L9 L10 L10 L9 L5 L5 L7 L5 L5 L7 L9 R1 L5 L3 R1 L10 L9 L10 R1 R1 L5 L5 L7 L10 L5

G D G G D G G

L3 R1 L3 L9 L10 L10 R1 R1 L10 L9 L10 L10 L9 L5 L5 L7 R1 L10 R6 R6 R7 R6 R7 R7 R6

Am D G D G G D G

L10 R7 R3a R6 R6 L10 R1a L9 R1 L9 R1 L5 R1 L5 L5 L3 L3 L5 L9 L10 L9 L10 L10 L9 L5 L5 L7

>>

Source: Richard Darsie's web page

Transcription: Transcription, chords: Mike Long

Crossing the Shannon

Reel

(Ireland)

D A D G A D

D A D G A D D G D A

D D A D G D A D G A D

L7 L5 L5 R2 L10 L8 L10 L10 L8 L10 R6 L10 L10 L8 L10 L8 L10 L10 L8 L5 L7 L3 L4 L7 L5 R1 L5 R2 L10 L8 L10 L10

L8 L10 R6 L10 L10 L8 L10 R7 R6 L10 R7 R6 L10 L10 L10 L7 L5 L5 R2 L10 R6 R7 R6 L10 R6 R7 R6 L10 R6 L10 L10

L8 L10 L8 L7 L8 L5 L3 L4 L7 R1 L5 R2 R6 R7 L10 R6 R7 L10 R6 R1 L8 L10 R7 R6 L10 R7 R6 R1a L10

↑ ↓ L10 L10 L10 ↑ ↓ L7 ↓ ↑ L5 ↑ ↑ L10 ↑ ↑ R6 ↓ ↑ L10 L10 ↑ ↓ R6 ↓ ↑ R6 ↓ ↑ R6 ↓ ↑ R6 ↓ ↑ L10 L10 ↓

>>

Book: Music from Ireland Vol. 3
Source: Music from Ireland Vol. 3
Transcription: Transcription, chords: Mike Long

Crowley's

Reel

(Ireland)

The musical score for 'Crowley's' is presented in three systems, each with a treble clef, a key signature of two sharps (D major), and a common time signature. The music consists of eighth and sixteenth notes, with several triplet markings. Chords are indicated above the notes, and fingerings are indicated below the notes with letters L (left hand) and R (right hand) and numbers 1-5.

System 1: Chords: D G D (A) D G A (G) D G D (A). Fingerings include L5 R2 R1 L10, L5 L3 L4, L5 L3 L5, L5 R2 R1 L5 R1a, L10 L10 R6 L10 R1, L5 R2 R1 L10, L5 L3 L4, L5 L3 L5.

System 2: Chords: D G A (G) D G A D G. Fingerings include L5 R2 R1 L5 L9 R1a, L10 L10 R6 L10 L10, R6 R7 R6 R6 R6, L10 R1a L5 R2 L5 R1a, L10 R6 R6 R6 R6.

System 3: Chords: A (G) D G A D G A (G). Fingerings include R7 R6 R6 L10 R6 L10 L10, L10 R1a L5 R2 L5 R1a, R6 R7 R6 R6 R6, R7 R6 R6 L10 R6 L10 R1.

>>

Source: John Doyle Video & Pubscouts

Transcription: Mark Boronkay, Mike Long, Chords: Mike Long

The cup of tea

Reel

(Ireland)

The musical score consists of four systems of a treble clef staff in D major (one sharp). The music is in common time (C). Each system includes a line of notes with corresponding chord symbols above and fingerings below. Fingerings use letters R (Right), L (Left), and numbers 1-5. Arrows indicate up (↑) and down (↓) strokes. Some notes have triplets (3) above them. Chord symbols above the staff include Em, D, A, Bm, G, and D.

System 1:
 Chords: Em, D, Em
 Fingering: R1 L5 L7 L4 L7 L5 R1 L5 L4 | R1 L5 L5 L4 | L7 L3 L5 L3 | R1 L5 L7 L4 L7 L5 R1 L5 L4
 Stroke: ↑ ↑ L5 L5 L4 ↓ L4 L4 L4 | ↑ L5 L7 L4 L5 | ↑ ↑ L5 L7 L3 | ↑ ↑ L5 L5 L4 ↓ L4 L4 L4

System 2:
 Chords: D, D, A, D, Bm, D, G, A, D
 Fingering: R1 L5 L5 L9 | L10 L5 L7 L3 | L10 R6 R6 L10 | L10 R6 R6 L9 | L10 R6 R6 L10 R1a | L10 L5 L7 L3
 Stroke: ↑ L5 L7 L5 R1a ↓ R1 L5 L3 | ↓ L10 R6 ↑ L10 R1a | ↓ L10 R6 ↓ R1 | ↓ L10 R6 ↑ L10 | ↓ R1 L5 ↑ L3

System 3:
 Chords: D, G, D, A, D, G, A, D, D, A
 Fingering: L10 R6 R6 L10 R1a | L10 R7 R6 R6 | R7 R6 L10 R6 L10 R1a | L10 L5 L7 L3 | L7 L5 L5 L5 L5 | L7 L5 L5 L5 L4
 Stroke: ↓ L10 R6 ↓ L10 | ↓ R6 R6 ↓ R6 | ↑ R6 ↑ L10 | ↓ R1 L5 ↑ L3 | ↑ ↑ R2 L7 R2 | ↑ ↑ R2 ↓ L4

System 4:
 Chords: D, G, A, D, D, D, A, G, A, D
 Fingering: L7 L5 L5 R1 L5 R1a | L10 L5 L7 L3 | L7 L5 L5 L5 L5 | L7 L5 L10 R6 L10 | R6 L10 R1a R1 L7 | L5 R1 L5 L7 L3
 Stroke: ↑ ↑ R2 ↑ L9 ↓ | ↓ R1 L5 ↑ L3 | ↑ ↑ R2 L7 R2 | ↑ ↑ R2 ↑ L10 | ↑ ↓ L10 L10 L5 | ↓ L5 ↑ L3

Source: PubScout's & Irish Traditional Music Session Tunes
 Transcription: Transcription, arrangement, chords:Mike Long

The Curragh races

Reel

(Ireland)

Am G Am G Am Am

G Am G Em Am C C G

C G Am C C G

Am G Em Am

Chords: Am, G, Em, C, F#m

Fingerings: R7, L10, L9, L5, L5, R1, L5, R1, L10, L5, L10, L8, R1, R2, R6, L10, L5, L9, L5, R7, L10, L8, R1, R2, L9, L5, L5, R1, L5, R1, L9, L10, L5, R1, R3, L10, L10, R1, L5, R1, L9, L5, L5, R1, L9, L10, L10, R6, L9, L10, L9, L10, L10, R6, L9, L10, R6, R6, R7, R6, R6, L10, L10, R1, L5, R1, L9, L10, L9, L5, R1, R3, L10, L10, R1, L5, R1, L9, L5, L5

>>

Book: O'Neill's 1276

Source: O'Neill's 1276

Transcription: Trish O'Neil, Chords: Mike Long

The curvy road to Corinth

Reel

Larry Unger (USA)

The musical score consists of three staves of music in the key of D major (one sharp) and 2/4 time. The first staff contains measures 1-6 with chords Em, D, Em, C, D, and Em. The second staff contains measures 7-12 with chords D, C, G, D/B, C, G, and Am. The third staff contains measures 13-18 with chords Bm, C, G, D, and Bm. Each measure includes specific fingerings for the left and right hands, indicated by letters L and R with numbers 1-10 and arrows for up and down strokes.

>>

Book: The Portland Collection

Transcription: Transcription:Mike Long , chords:The Portland Collection

Dance around Molly

Reel

(USA)

System 1: A D A E A D
 L6 L6 L4 R2 L9 L5 L9 L7 L4 L6 L6 L4 R2 L9 L5 L9 L7 L4 L6 L6 L4 R2 L9 L5 L9 L7 L4
 ↑ ↑ L3a L5 ↓ R1a ↓ ↑ R1a L5 L4 ↑ ↑ L3a L5 ↓ R1a ↓ ↑ R1a L5 L4 ↑ ↑ L3a L5 ↓ R1a ↓ ↑ R1a L5 L4

System 2: A | 1 E A | 2 E A | A D A
 L10 R6 R1a L5 R1 L9 L5 R1 L9 L5 R2 R3a R7 R7 R7 R6 R6 L10 L5 L5 L4 R7 R7 R7 R6
 ↑ L10 L10 L9 ↑ L5 R1a ↑ ↑ L5 R1a ↑ ↓ R6 ↑ ↑ R7 R7 R3a ↑ ↑ R1a R1 L7 ↑ ↑ R7 R7 R3a

System 3: E A D A | 1 E A | 2 E A
 R6 L10 L10 R3a R7 R7 R7 R6 R6 L10 L5 L5 L4 L4 L7 L5 L5 L5 R6 R1a L5 R2 R3a R6 R1a L5
 ↑ ↑ L10 R6 ↑ ↑ R7 R7 R3a ↑ ↑ R1a R1 L7 ↓ ↓ L5 R1 R1a ↑ L10 L9 ↑ ↓ R6 ↑ L10 L9 ↑

>>

Source: Xerox of uncertain origin

Transcription: Transcription, chords: Mike Long

Dandy Denny Cronin

Reel

(Ireland)

A G A A G A A

L10 L8 L5 R2 L10 R6 R6 L10 R6 L10 L10 L10 R6 L10 L8 L5 R2 L10 R6 R6 L10 R6 L10 R1 L5 L5 R2 L5 L5 R2 L10 R6

G D G G A A G G A

R6 R6 R6 L10 L10 L10 L10 R6 R7 R6 L10 L10 R1 L5 L5 R7 L10 R6 R7 R6 L10 L10 L10 L10

A G (D) A A G G A D G G A

R7 L10 R6 R7 R6 L10 L10 R1 L5 L5 R7 L10 R6 R7 R6 L10 L10 L10 L10 L10 L10 R6 R7 R6 L10 L10 R1 L5 L5

>>

Book: O'Neill's 1467

Source: O'Neill's 1467

Transcription: Transcription:Bob Safranek, chords:Mike Long

Denis Lanctot's

Reel

Jerry Holland (Cape Breton)

<http://www.capebretonet.com/Music/Holland>

The musical score consists of four systems of music, each with a treble clef and a key signature of one sharp (F#). The time signature is common time (C). The chords and fingering are as follows:

- System 1:** Chords: D, C, D, A, G. Fingering: R6, R6 R2, L5, L3, L3 L3 L3, L7, L5, L5, L4, L3, L3, L4, L7, L5, R1, L5, L3, L7, L4, L3, L7, L5, L5, R2, R1a, L10, L10, R6, R6, R7, R7, R6.
- System 2:** Chords: D, C, D, G, A, D. Fingering: R6, R2, L5, L3, L3 L3 L3, L7, L5, L5, L4, L3, L3, L4, L7, L5, R1, L5, L5, L7, L3, L3, L3, L3, L7, L5, R1, L10, L10, R1a, L10, L10.
- System 3:** Chords: G/D, D, C, D, C, D. Fingering: R6, R6, R7, R7, R7, R7, L10, L10, L10, L10, R6, L9, L9, L9, R6, R6, L10, R6, R6, R7, R7, R7, L10, R6, R7, R6, L9, L10, R6, R6, L10, L10, R6.
- System 4:** Chords: G/D, D, C, D, C, D, C, D. Fingering: R6, R7, R7, R7, R7, L10, L10, L10, L10, R6, L9, L9, L9, L9, R6, R6, L10, R6, R6, R7, R6, R6, L9, L10, R6, R7, R6, R6, L10, R6, L10, L10.

>>

Source: toront~3.abc

Discography: Fiddler's Choice, Fiddlesticks Music

Transcription: Transcription:Paul Stewart Cranford, chords:Mike Long

Dick Gossip's reel

Reel

The musical score for 'Dick Gossip's reel' is presented in three staves, each with a treble clef and a key signature of two sharps (D major). The time signature is common time (C). The first staff begins with a repeat sign and contains the following chords: D, A, D, G, A, A, G, D, A. The second staff contains chords: D, G, A, followed by two first endings for G and D, and then G. The third staff contains chords: A, G, A, G, D. Fingerings are indicated by numbers 1-5 and arrows for up and down strokes. Some notes are marked with a tilde (~) for grace notes. The score concludes with a double bar line and repeat dots.

>>

Source: local sessions

Transcription: Transcription, arrangement, chords: Mike Long

Dinny O'Brien's reel

Reel

Staff 1: D C D Am C D C
 R6 L10 L8 L9 R2 L9 R2 L5 L4 L3 L7 L5 L7 L4 L7 L5 L9 L10 R6 R6 L10 L8 L9 R2 L9 R2 L5 L4
 ↑ ↓ L10 R1 L5 ↑ ↑ L5 L9 L5 ↑ ↑ L3 L3 L3 ↓ ↑ L5 R1 ↑ ↓ L10 ↑ ↓ L10 R1 L5 ↑ ↑ L5 L9 L5
 ↓ ↑ ↑ ↑ ↑ ↓ ↑ ↑ ↑ ↑ ↓ ↓ ↑ ↑ ↑ ↑ ↓

Staff 2: D C Am D D C
 L3 L4 L7 L3 L4 L7 L5 R1 L9 L5 L5 L4 L5 L3 L3 R6 L10 R1a L10 R6 R7 L10 R7 L10 R7 R6 L9 L9 R1 L9 L10 R6
 ↑ ↓ ↑ ↑ ↓ ↓ ↑ L5 ↑ ↑ ↑ ↓ ↓ ↑ ↑ ↑ ↓ ↓ L10 ↓ L10 R6 ↓ ↑ ↓ L10 ↑ ↓ R6 ↑ ↓ ↑ ↑ ↑ ↓ L10
 ↓ ↑ ↓ ↓ ↓ ↑ ↑ ↑ ↓ ↓ ↑ ↑ ↑ ↑ ↓ ↓ ↑ ↑

Staff 3: Am C D C D C Am D
 R6 L9 L9 R6 L9 L10 R6 L10 L8 R1 L9 L5 R2 L9 L5 R2 L9 L5 L4 L3 L4 L7 L5 R1 L9 L5 L5 L4 L5 L3 L3
 ↓ ↑ ↑ ↓ ↑ ↑ R6 ↑ ↓ L10 ↓ ↑ ↑ ↑ ↑ ↑ ↑ ↑ ↑ ↓ ↓ ↑ ↑ ↑ ↓ ↓ L5 ↑ ↑ ↑ ↓ ↓ ↑ ↑ ↑

>>

Source: Richard Darsie's web page
 Transcription: Transcription, chords:Mike Long

Dr. Gilbert's

Reel

The musical score for 'Dr. Gilbert's' Reel is presented in four staves. Each staff contains a line of music in treble clef with a key signature of one sharp (F#) and a common time signature (C). Above the notes are chord symbols, and below are detailed fingering instructions for the left and right hands, using letters R (Right) and L (Left) and numbers 1-7 to indicate fingerings. Some notes have a tilde (~) above them, indicating a grace note. The score includes repeat signs and a final double bar line.

Staff 1: Chords: Em, D, Em, G, Em, D, Em. Fingering: R6 ↓ R6 ↑; L10 ↑ R1 ↑ L5 R1 ↑ L10 ↓; R1 L10 ↑ L10 ↓ L5 L5 L7 ↑; L4 ↓ L3 L2 L3 ↓ L5 L7 L5 ↓; L4 ↓ L3 L2 L4 ↓ L3 L6 L6 ↑; L6 ↓ L4 L4 L3 L4 ↓ L3 L4 ↓.

Staff 2: Chords: G, D, G, D, Em, Em, D. Fingering: L5 L4 L7 L3 ↓ L4 L7 L5 L5 ↑; R1 L10 ↑ L10 ↓ L10 R7 ↓; R7 R6 L10 ↑ L10 R6 ↑; R6 R6 ↓; L10 ↑ R1 ↑ R3 R1 R1 ↓; L10 ↓ R6 R6 R7 R6 L10 ↓ L10 ↓ R6 ↑.

Staff 3: Chords: G, D, Am, Em, D, Bm, D, Am, G. Fingering: R6 ↓ R7 R6 ↑ R6 R6 R7 R6 ↑; L10 ↑ R6 R6 L10 ↓ L10 L10 L5 ↑; R7 R6 L10 ↑ L10 L10 R1a ↓; L10 ↓ L5 L7 L3 L7 L5 L7 ↑; L4 ↓ L5 L9 L5 ↑ R1 L10 R7 ↓.

Staff 4: Chords: D, Em. Fingering: R7 ↑ R6 ↑ L10 ↓ R6 ↑ L10 ↑.

>>

Book: Irish Fiddle Book
 Source: Irish Fiddle Book
 Transcription: Transcription, chords:Mike Long

Dr. Taylor

Reel

(Ireland)

G C G D G C C D G C

L5 L7 L5 L4 L5 L3 L7 L5 R1 L10 L9 R1 L5 L7 L5 L7 L5 L4 L5 L3 L9 R1 L9 L10 L9 L9 R1 L5 L7 L5 L7 L5 L4 L5 L3 L7

G D G C D G G C C D

L5 R1 L10 L9 R1 L5 L7 L5 L7 L5 L5 R1 L9 L10 R6 R6 L10 L5 R1 L5 L5 R6 L10 L10 L10 R1 L10 L9 L5 R1 L5 L5 L5 L4 L5

G C D G G C C D G C

R6 R6 R6 L10 L10 R1 L10 L10 L10 R1 L5 L5 R6 R6 R6 L10 L10 R1 L10 L9 R1 R1 L5 L5 L5 L4 L5 L3 L4 L5 L5 R1 L9 L10

D

R6 R7 R7 R6 R6 L10 L10 R1

>>

Book: O'Neill's 1359

Source: O'Neill's 1359

Transcription: Transcription: Trish O'Neil, minor arr., chords: Mike Long

The dogs among the bushes

Reel

(Ireland)

The musical score consists of three staves of music in treble clef, 2/4 time. The first staff contains six measures with chords G, G, C, G, F, G, C. The second staff contains four measures with chords G, F, G, F. The third staff contains four measures with chords G, F, F, F. Fingerings are indicated by numbers 1-5 and letters R (right hand), L (left hand), and L10 (left hand thumb). Arrows indicate the direction of finger movement: up for upstrokes and down for downstrokes.

>>

Book: O'Neill's 1274

Source: O'Neill's 1274

Transcription: Transcription, arrangement, chords: Mike Long

Dowd's #9

The cow with the crooked horn

Reel

(Ireland)

D G D A D G A D G D A

D G A D D G D A D G A D

D G D A G D 1 A D 2 A

>>

Book: Music of Corktown

Bulmer & Sharpley 4 (?)

Source: My arrangement from memory

Discography: Matt Molloy & Sean Keane: Contentment is Wealth

Davy Spillane: Shadow Hunter

Transcription: Transcription, arrangement, chords: Mike Long

Dowd's favorite

Reel

(The maid at the churn in 3 parts)

The musical score consists of four staves of music in 3/4 time, with a key signature of one flat (B-flat). The chords and fingerings are as follows:

Staff 1: Chords: Gm, F, Gm, (Eb), F, Gm, F. Fingerings: L3 L5 L8 L8 L4, L3 L4 L4 L4, L3 L4 L8, L5a L8 R2, L9 R3 L5 L5, L3 L5 L8 L8 L4, L3 L4 L4 L4.

Staff 2: Chords: Gm, (Eb), F, (Gm), Bb, Bb, F, Bb, F, Gm. Fingerings: L3 L4 L8, L5a L8 R2, L9 R3, L5 L5 L8, L5a L5a L5a L5a, L4 L5a L5a L5 L8, L5a L5a L5a L5a, L9 L4, L5a L8 L8.

Staff 3: Chords: Bb, Bb, F, Gm, F, Gm, F. Fingerings: L5a L5a L5a L5a, L4 L5a L5a L5 L5, L8 L5a L9 R3a R6, R3 L9 L5a L5a, R6 L10 R6 R7, R3 L9 R3 R7.

Staff 4: Chords: Gm, (Eb), F, Gm, F, Gm, (Eb), F. Fingerings: R6 L10, R6 R3a R6, R3 L9 L5a L5a, R6 R3 R6 R6, R3 R6 L10 L5, L8 L5a L9, L5a R3a R6, R3 L9 L5a L5.

>>

Source: Richard Darsie's web page
 Transcription: Transcription, chords: Mike Long

Down the broom

The crosses of Annagh

Reel

(Ireland)

Am
G
Em
G
Am

L4 L5 L5 R1
L10 R6 L10 L10
R1 L5 L5 L5
L4 L3 L3 L5 L5 L5
L4 L5 L5 R1
L10 R6 L10 L10

↓ ↑ ↓ ↑
↑ ↓ ↑ ↓
↑ ↓ ↑ ↓ ↓
↓ ↑ ↓ ↑
↓ ↑ ↓ ↑
↑ ↓ ↑ ↓
↑ ↓ ↑ ↓
↑ ↓ ↑ ↓
↑ ↓ ↑ ↓
↓ ↑ ↓ ↑
↓ ↑ ↓ ↑
↓ ↑ ↓ ↑

G
Em
Am
Am
G

L10 R6 L10 R7 R6
R6 L10 R1
R1 L5 L5
R7 L10 R7 R6 L10
R7 R6 R7 R6 R7 R6 L10
R6 L10 L9 R6 L10

↑ ↓ ↓ ↑ ↓
↓ ↑ ↓ ↑
↑ ↓ ↑ ↓
↑ ↓ ↑ ↓
↑ ↓ ↑ ↓
↑ ↓ ↑ ↓
↑ ↓ ↑ ↓
↑ ↓ ↑ ↓
↑ ↓ ↑ ↓
↑ ↓ ↑ ↓
↑ ↓ ↑ ↓
↑ ↓ ↑ ↓

Em
G
Am
G
Em
Am

R6 L10 R6 R6 L10 R6
R7 L10 R7 R6 L10
R7 R6 R7 R6 R7 R6 L10
L10 R6 L10 R7 R7
R6 L10 R1
R1 L5 L5

↓ ↑ ↓ ↑ ↓ ↑
↑ ↓ ↑ ↓ ↑ ↓
↑ ↓ ↑ ↓ ↑ ↓
↓ ↑ ↓ ↑
↓ ↑ ↓ ↑
↓ ↑ ↓ ↑
↓ ↑ ↓ ↑
↓ ↑ ↓ ↑
↓ ↑ ↓ ↑
↓ ↑ ↓ ↑
↓ ↑ ↓ ↑

>>

Book: Ceol Rince 3 #171

Source: bernie~1.abc

Discography: (S?) Paddy Canny and Peter O'Loughlin, Clare (fiddles)

Fintan Vallely: Traditional Irish Flute Music

Transcription: Transcription:Bernie Stocks, chords:Mike Long

Drag her round the road

The shores of Lough Graney

Reel

(Ireland)

Em Em D Em 1 G D 2 C D

R1 L4 L4 L3 L4 L5 L4 L4 L5 L4 L3 L4 L5 L5 R1 L4 L4 L3 L4 L3 L4 L5 L5 R1 L5 L5 R1 L5 L5 L5 L5 L5 R1 L5 L5 R1 L5 L5 R1 L5

G C D G D

L5 L7 L5 R1 L10 R1 L9 L5 R1 L9 L10 L10 L10 R1 L5 L5 R1 L10 L10 L10 R1 L5 R1 L5 R1 L5 R1 L5

G C D G C D

L5 L7 L5 R1 L10 R1 L9 L5 R1 L9 L10 L10 R6 R6 L10 L10 R1 L9 R6 L10 L10 R1 L5 R1 L5 L5 L5

>>

Book: Ceol Rince 1 n112

Source: hnreel~1.abc

Discography: Four Men and a Dog: Shifting Gravel

Molloy, Peoples, Brady

Transcription: Transcription:Henrik Norbeck?, chords:Mike Long

Drowsy Maggie 1

Reel

(Ireland, Scotland)

The musical score is presented in two systems, each with two staves of music. The first system includes a first ending and a second ending. The second system is an alternative ending (Alt. B). Chords are indicated above the notes, and guitar tablature is provided below the notes. The key signature is one sharp (F#) and the time signature is common time (C).

System 1:

- Staff 1: Chords: Em, Em, D, Em. Tablature: L4 R1 L10 R1, L4 R1 L5 L7 L7, L4 R1 L10 R1, R1 L5 R1a L10 L7, R1 L5 R1a L10 L7.
- Staff 2: Chords: D, A, D, A, D, A, G. Tablature: R2 R6 L10 R1a L10 R1a, L10 L10 R6 R6 R7 R6 R6 L10, L10 R6 L10 R1a L10 R1a, L9 L5 L9 R1a L10 L8 L7 L5.

System 2 (Alt. B):

- Staff 1: Chords: D, A, D, A, D, A, G. Tablature: L10 R6 L10 R1a L10 L10 R1a, L10 L10 R6 L10 R6 R7 R7 R6, L10 R6 L10 R1a L10 L10 R1a, L9 L5 L9 R1a L10 L8 L7 L5.
- Staff 2: Chords: D, A, D, A, G, A. Tablature: R2 R6 L10 R1a L10 L10 R1a, L10 L10 R6 L10 R6 R7 R7, R7 R6 R7 R6 R6 R6 L10 L10, R1 L5 L9 R1a L10 L8 L7 L3.

>>

Book: O'Neill's 1425

Lots o' books

Source: O'Neill's 1425

Transcription: Transcription, chords: Mike Long

Drowsy Maggie 2

The reel with the birl

Tom Clair's Maggie

Reel
APB The Chieftains

(Ireland)

The musical score consists of three staves of music in the key of D major (two sharps) and 4/4 time. Each staff includes a treble clef, a key signature of two sharps, and a common time signature. The music is a reel, characterized by its rhythmic patterns and melodic lines. Above the notes, chords are indicated: Em, D, G, and (A). Below the notes, fingerings are specified using letters L (left hand) and R (right hand) with numbers 1-5, and arrows indicating the direction of the stroke (up or down). Some notes are marked with a tilde (~) to indicate a grace note or a specific articulation. The score is divided into measures by vertical bar lines, and the final measure of the third staff ends with a double bar line.

Staff 1 Chords: Em, Em, D, Em, G, D, Em, Em, D

Staff 2 Chords: Em, G, D, G, (A), D, G

Staff 3 Chords: D, G, D, G, G, D

>>

Source: Chieftains 8
Transcription: Transcription, chords:Mike Long

The drunken landlady

Reel

(Ireland, Scotland)

The image shows a musical score for the reel 'The Drunken Landlady'. It consists of three staves of music in the key of D major (one sharp) and 4/4 time. The first staff contains the first line of music with chords Em, D, and Em. The second staff contains the second line of music with chords D, Bm, D, Em, Em, D, Bm, and D. The third staff contains the third line of music with chords Em, D, (Bm), D, Bm, D, and Em. Below each staff is guitar tablature with fret numbers and arrows indicating fingerings. Chord diagrams are placed above the staves to indicate the harmonic structure.

>>

Book: Session tunes 3

Source: My arrangement from various sources- mostly web abc's?

Transcription: Transcription, arrangement, chords:Mike Long

The Duke of Leinster's wife

The ladies' pantalettes

Reel

(Ireland)

Chords: G F G D G

Fingerings for first staff:
 Measure 1: R1 L10 L9 L5 L5 R1
 Measure 2: L5 L4 R1 L4 L10 L4 R1 L4
 Measure 3: R1 L10 L9 L5 L5 R6 L10
 Measure 4: R6 L10 L9 L5 R1 L5 L5
 Measure 5: R1 L5 L5

Chords: G D D G D G

Fingerings for second staff:
 Measure 1: R2 R6 R6 R6 R6 R6 R6
 Measure 2: R7 R7 R6 R6 L10 L10 L10
 Measure 3: R6 R6 R7 R6 R6 R7 R7 R6
 Measure 4: R6 L10 L9 L5 R1 L5 L5
 Measure 5: R1 L5 L5

Book: Music from Ireland Vol. 3

O'Neill's 1235 -The ladies' pantalettes

Source: Music from Ireland Vol. 3

Transcription: Transcription, chords:Mike Long

>>

The Dunmore lasses

The road to Knock

Reel

(Ireland)

The musical score is presented in four systems, each on a single treble clef staff with a key signature of one sharp (F#) and a common time signature (C). The notes are written in a rhythmic style typical of Irish reels. Chords are indicated above the staff, and fingerings are indicated by letters (R for right hand, L for left hand) and numbers (1-5) with arrows pointing to the notes. Trills and triplets are also marked.

System 1: Chords: Em, D, Em. Fingerings: L4 L4 L7 L5 L7 L5 L5, R1 L10, R1 L10, L4 L3 L4 L7 L5 L5 R1 L5, L5 R1 L9 R1 L5 L5 L4 L7 L3, L4 L4 L7 L5 L7 L5 L5.

System 2: Chords: G, D (first ending), D (second ending). Fingerings: R1 L10 L10 L10 L10 L10 R6, R6 R6 L10, L10 L10 L10 R1 L5, L5 R1 L9 R1 L5 L5 L4 L7 L3, L5 R1 L9 R1 L5 L5 L4 L10 R6.

System 3: Chords: Em, D, Em, Em, D, Am, (Em), Em, D. Fingerings: R6 R6 R6 R6 L10 L10, R1 L10 R1 L10, R6 R6 R6 R6 L10 R1, L5 R1 R1, L5 L4, R6 R6 R6 R6 L10 L10, L10 L10 L10 R6.

System 4: Chords: Em, G, D (first ending), D (second ending). Fingerings: R1 L10 L10 L10 L10 L10 R6, R6 R6 L10, L10 L10 L10 R1 L5, L5 R1 L9 R1 L5 L5 L4 L10 R6, L5 R1 L9 R1 L5 L5 L4 L7 L3.

>>

Book: Ceol Rince 1 n189

Source: My arrangement from various sources

Transcription: Transcription, arrangement, chords:Mike Long

The Earl's chair

Reel

(Ireland)

The musical score for 'The Earl's chair' is presented in three staves. The key signature is one sharp (F#) and the time signature is common time (C). The first staff begins with a treble clef and a common time signature. The chords above the first staff are Bm, D, and Bm. The second staff has a treble clef and a common time signature, with a first ending bracket over the first two measures and a second ending bracket over the next two measures. The chords above the second staff are D, A, D, A, D, and A, D. The third staff has a treble clef and a common time signature, with a first ending bracket over the first two measures and a second ending bracket over the next two measures. The chords above the third staff are A, D, Bm, D, A, Bm, G, D, A, and (D). Fingerings are indicated by numbers 1-5 and letters R (right hand) and L (left hand) with arrows showing the direction of the stroke. A triplet of eighth notes is marked with a '3' above it in the second staff.

>>

Book: Ceol Rince 1 n142

Transcription: Transcription:John B. Walsh ?,chords:Mike Long

Fair and forty

Reel

(Ireland)

The musical score for 'Fair and forty' is presented in three systems, each with a treble clef staff and a key signature of one sharp (F#). The time signature is common time (C). Above the notes are chords: G, C, G, C, G, Am, D, G, C, G in the first system; C, G, C, D, G, G, C, G, G in the second; and Am, D, G, C, G, G, C, D, G in the third. Below the notes are detailed fingering instructions using letters L (left hand) and R (right hand) with numbers 1-10 and arrows indicating the direction of the finger stroke. The first system has 16 measures, the second has 12 measures, and the third has 12 measures. The piece concludes with a double bar line and repeat dots.



Book: O'Neill's 1482

Source: O'Neill's 1482

Transcription: John B. Walsh, chords: Mike Long

Fair haired Mary

Reel

(Ireland)

The musical score for 'Fair haired Mary' is presented in three systems. Each system consists of a treble clef staff with a common time signature (C). Above the staff, chords are indicated: Gm, (Eb), F, Gm, F, Gm, (Eb), F in the first system; Gm, F, Gm, Gm, F, Gm in the second system; and F, Gm, F, Gm, Eb, F in the third system. Below the staff, fingerings are indicated with letters L (left hand) and R (right hand) and numbers 1-5, along with arrows pointing up or down to indicate finger direction. The score includes repeat signs and a final double bar line.

Book: O'Neill's 1474

Source: O'Neill's 1474

Transcription: Transcription:Bob Safranek, chords:Mike Long



Famous Ballymote

Reel

The musical score for 'Famous Ballymote' is presented in two staves. The first staff contains the first two measures of the melody, and the second staff contains the remaining four measures. The key signature is one sharp (F#), and the time signature is common time (C). Fingerings are indicated by numbers 1-5 and letters L (left hand) and R (right hand) with arrows showing the direction of the finger movement. Chords are indicated by letters D, C, G, and (G) above the notes.

Staff 1:

- Measure 1: Chord D. Fingering: L4 ↓, L7 ↑, L3 ↑, L5 ↑, L3 ↑, L7 ↑, L3 ↑, L5 ↑, R1 ↑.
- Measure 2: Chord C. Fingering: L9 ↑, R1 ↑, L9 ↓, L5 ↓, L4 ↓, L7 ↑, L5 ↓, L4 ↓.
- Measure 3: Chord D. Fingering: L7 ↑, L3 ↑, L5 ↑, L3 ↑, L7 ↑, L3 ↑, L5 ↑, R1 ↑.
- Measure 4: Chord C. Fingering: L9 ↑, R1 ↑, L9 ↓, L5 ↓, L4 ↓, L3 ↓, L3 ↑.

Staff 2:

- Measure 5: Chord D. Fingering: L4 ↓.
- Measure 6: Chord G. Fingering: L7 ↑, L3 ↑, L7 ↑, L5 ↑, R2 ↑, R1 ↑.
- Measure 7: Chord C. Fingering: L9 ↑, R1 ↑, L9 ↓, L5 ↓, L4 ↓, L7 ↑, L5 ↓, L4 ↓.
- Measure 8: Chord D. Fingering: L7 ↑, L3 ↑, L7 ↑, L5 ↑, R2 ↑, L10 ↑, L10 ↓.
- Measure 9: Chord C. Fingering: L9 ↑, L5 ↑, L5 ↓, L4 ↓, L4 ↓, L3 ↓, L3 ↑.
- Measure 10: Chord D. Fingering: L4 ↓.

Source: reels.abc

Discography: Bothy Band: 1975

Transcription: Transcription:??, chords:Mike Long

>>

Far from home

Reel

(Ireland)

The musical score is presented in three systems, each with a treble clef, a key signature of one sharp (F#), and a common time signature (C). The music is a reel, characterized by its 8-measure structure. The first system contains the first four measures, with chords G, Am, D, and G. The second system contains measures 5 through 8, with chords Bm, C, G D G, G D, and C. The third system contains measures 9 through 12, with chords G, Am, D, G, Bm, C, and G D G. Fretting diagrams are provided below each staff, using letters R (right hand) and L (left hand) with numbers 1-10 to indicate fingerings. Some notes are marked with a tilde (~) to indicate grace notes. A triplet of eighth notes is marked with a '3' in the second system. The score concludes with a double bar line and repeat dots.

>>

Book: O'Neill's 1261

NE Fiddler's

Source: O'Neill's 1261

Transcription: Transcription:Trish O'Neill, chords:Mike Long

Farewell to Erin

Miss McLeod of Rosses

The rakes of Strange

Reel

(Ireland, Scotland)

The musical score is written on a treble clef staff with a key signature of two sharps (D major) and a 4/4 time signature. It consists of three staves of music. Above the notes, chord symbols are provided: D, A, D, D, A, G, A, D, A on the first staff; D, G, A, D, A, D, D, A on the second staff; and G, A, D, G, D, A, D, G, A on the third staff. Below the notes, detailed fingerings are indicated using letters L (left hand) and R (right hand) with subscripts and arrows showing the direction of finger movement. Trills and triplets are also marked throughout the piece.

>>

Book: O'Neill's 1472

Source: My arrangement from various sources (mostly Kerr's Fourth- Miss McLeod of Rosses)

Transcription: Transcription, arrangement, chords: Mike Long

Farewell to Ireland

Reel

(Ireland)

The musical score consists of six systems of music, each with a treble clef and a key signature of one sharp (F#). The time signature is common time (C). Each system includes a line of music with notes and rests, and a line of fingerings below it. Chords are indicated above the notes. The fingerings use letters L (left hand) and R (right hand) with numbers 1-5. Some notes have a '3' above them, indicating a triplet. The score includes repeat signs and a double bar line with repeat dots at the end of the piece.

System 1: Chords: Am, G, Am, G, Am, Am, G. Fingerings: L6 L3 L4 L7, L5 L4 L3 L2 L2 L2 L3 L6, L6 L3 L4 L7, L5 L4 L3 L7, L4 L6 L6 L1, L6 L3 L4 L7, L5 L4 L3 L2 L3 R6.

System 2: Chords: Em, G, Am, Am, G, Am. Fingerings: L10 L10 R6 R7 R7 R7, R6 L10 R1 R1 L5 L5, R7 R7 R6 R7 R6 L10, R6 R6 R7 R6 L10 L10, R7 R7 R7 R7 R6 L10, R6.

System 3: Chords: G, Am, Am, G, Am, G, Em, Am. Fingerings: R6 L10 R1 R1 L5 L5, R7 R6 R6 R7 L10, L10 R1 L5 R1, L9 R1 R1 L9, R1a L10, R6 L10 R1 R1 L5 L5, L10 R6, L10.

System 4: Chords: Am, G, Am, G, Am, Am, G. Fingerings: R2 L5 L5 L5 L5, R2 R1 L5 L10, L10 L8 L5 L5 R7, R6 L10 R1 R1 L5, R2 L5 L5 L5 L5, R2 R1 L5 L10, R1.

System 5: Chords: Am, G, Em, Am, A, G, A. Fingerings: L9 R1 R1 L9, R1a L10, R6 L10 R1 R1 L5, R7 L10 L10 L10 L10, R7 R1a R7 R6, L9 L5 L5 L5 L5, L9, R1a L10, R6 L10 R6 R1, R7 L10 L10, R7.

System 6: Chords: G, A, A, G, G, Am, G, Em, Am. Fingerings: R6 L10 R1 R1 L5 L8 L10, R7 R6 L10 R6 L10, L10 L10 L5 L5 R1 L10, L9 R1 R1 L5 L9, R1a L10, R6 L10 R1 R1 L5 L5, L9, R1a L10, R6 L10 R6 R1, R7 L10 L10, R7.

>>

Book: Irish Traditional Music Session Tunes
 Source: Irish Traditional Music Session Tunes
 Transcription: Transcription, arrangement, chords: Mike Long

Farewell to London

Reel

Brendan McGlinchey

G C G D G D G D G C

L3 L5 R1 L9 R1 L5 L5 L5 L10 L10 L5 L5 L3 L5 L9 R1 L9 R1 L9 R1 L7 L5 L5 L5 L7 L5 L7 L5 L5 L5 L5 R1 L5

↑ ↓ ↑ ↑ ↑ ↓

G C D G G D G C G

R2 R6 R6 R6 R6 R7 R6 R6 L10 L5 L5 R1 L9 L10 R6 R6 R6 R7 R6 R6 L10 L5 L3 L2 L2 L2 L3 L5 L4 L3 L2 L3 L5 L4

↑ ↓

D G D G C G D G

L7 L5 L5 R1 L9 L5 R1 L9 L10 R6 R6 R6 R7 R6 R6 L10 L5 L3 L2 L2 L3 L3 L5 L4 L3 L2 L3 L5 R1 L9 L5 L7 L3 L5

↑ ↓ ↑ ↑ ↑ ↑ ↑ ↑ ↓

G C D G G D G C D G

R1 L9 L10 R6 L10 L9 R6 L10 R7 R6 L10 R7 R7 R6 L10 L5 L5 L3 L4 L5 L9 R2 R6 R6 L10 L9 R6 L10 R7 R6 L10

↑ ↓

G C 1 D G 2 D G G (D) G C G

R1 L9 R6 L9 L10 R6 R6 L10 L5 L5 R6 L10 L5 L8 L10 R7 R6 R7 L10 R6 L10 L5 L2 L2 L3 L5 L3 L2 L3 L4

↑ ↑ ↓

D G (D) G C G D G

L7 L5 L5 R1 L9 L5 R1 L9 L10 R7 R7 R6 R7 R6 L10 R6 L10 L5 L3 L2 L2 L2 L3 L5 L4 L3 L2 L3 L5 R1 L9 L5 L7 L3 L5

↑ ↓ ↓ ↑ ↑ ↑ ↑ ↑ ↓

>>

Source: IrTrad

Transcription: Transcription:N. Ishii, chords:Mike Long

Father Kelly's 1

The Rossmore jetty

Reel

(Ireland)

Chords: G C G Am C D G C

Chords: G 1 D G 2 D G G

Chords: C D G C G 1 D G

Chords: 2 D G

Fingerings: L5 L5, R1 L5 R1, L5 L5 L4 L5, L3 L5 L5 L7 L5, L5 R1, L9 R1 L5 R1 L9 R1 L5 L5, L4 L5 L5 L5, L7 L3 L5 L5, R1 L5 R1, L5 L5 L4 L5, L3 L5 L7 L5 L9, L10 L10 L10 L10, L9 L5 L5 L5, L9 L5 L5 L5 L9, L10 L10 L10 L10, L10 L10 L10 L10, L10 L9 R7 R6, L10 R6 R7 R6, L10 R1 R6 R1, L10 R1 R6 R1, L9 L5 R1 L5, L5 L5 L7 L5 L5 L9, L10 L9 R7 R6, L10 R6 R7 R6, L10 R1 R6 R1, L10 R1 R6 R1, L9 L5 R1 L5, L5 L5 L7 L5 L5 L9, L5 L5 L4 L7 L5

>>

Book: Music from Ireland Vol. 3

Source: Music from Ireland Vol. 3

Transcription: Transcription, slight arr., chords: Mike Long

Father Kelly's 2

Reel

(Ireland)

The musical score is written in G major (one sharp) and common time. It consists of three staves of music. Above the notes are chord symbols: G, D, G, Am, C, D, G, D, G on the first staff; Am, C, D, G, G, Am on the second staff; and D, C, D, G, Am, C, D, G on the third staff. Below the notes are detailed fingering instructions using letters L (left hand) and R (right hand) with numbers 1-5, and arrows indicating up and down strokes. The second staff includes a first and second ending bracket.

>>

Book: Music from Ireland Vol. 3

Source: Music from Ireland Vol. 3

Transcription: Transcription, slight arr., chords: Mike Long

The Fermoy lasses

Reel

(Ireland)

The musical score consists of three staves of music in the key of D major (one sharp) and 4/4 time. The first staff contains the first line of music with chords Em, Em, G, Em, D, Em, Em, D. The second staff contains the second line of music with chords G, D, G, G, C, G. The third staff contains the third line of music with chords D, G, G, C, G, D. Fretting diagrams are provided below each staff, using letters L (left hand) and R (right hand) with numbers 1-5 for fingers and arrows for direction.

>>

Book: O'Neill's 1310

Richard Darsie's web page

Source: My arrangement from various sources

Transcription: Transcription, chords: Mike Long

The ferry banks

Reel

(Ireland)

The musical score is presented in three systems, each with a treble clef staff and a common time signature (C). Fingerings are indicated by numbers 1-5 above or below notes, and directions (up/down) are shown with arrows. Chords are written above the staff.

System 1: Chords: Dm, C, Dm, Am, C, Dm, C. Fingerings: L3 L5 L4 L5 (up), L3 L3 L3 (down), L3 L4 L3 L3 L5 (down), L4 L4 (down), L3 L5 L4 L5 (up), L3 L3 L3 (down), L3 L3 L3 (down), L3 L5 L9 L5 L3 (down), L3 L5 L4 L5 (up), L3 L3 L3 (down), L3 L4 L3 L3 L5 (down).

System 2: Chords: F, C, [1 Am C] [2 Am C], D, A. Fingerings: L4 L3 L4 L3 (up), L3 L3 L4 L5 L9 L5 L4 L3 (down), L3 L3 L4 L5 L9 L5 L4 L3 (down), L10 L10 L10 (down), L10 L10 L10 (up), L9 L10 R3 R3 (up), L10 R6 L10 (up).

System 3: Chords: D, C, D, D, A, Dm, C, C. Fingerings: L10 L10 R3 L10 (down), L9 L10 L10 (up), L9 L5 L5 L4 L4 L3 L3 (up), L10 L10 L10 (down), L10 L10 L10 (up), L9 L10 R3 L10 (up), L10 R6 L10 (up), R3 R3 L10 L10 (up), L10 L10 (down), L9 L5 L5 L4 L4 L3 L3 (up).

>>

Source: Richard Robinson's web page/abc file
 Transcription: Transcription, chords: Mike Long

Fisherman's island

Reel

Ed Reavy

D G D A G A D A G D

L3 L4 L5 L10
↓ ↑ L7 R2 L8
↑ ↑ ↑ ↓ ↑

R1 L5 R1 L5 L7 L7
↑ ↑ L5 ↑ ↑ L3
↓ ↑

L5 L4 L3 L7 L5
↓ ↓ L4 L4 L5
↓ ↓ ↓ ↓ ↓ ↓

L9 R1a L10 R1a L5
↓ ↓ L10 L10 ↓ L5 R6
↓ ↓ ↓ ↑ ↑ ↓

R6 L10 L10 L5
↑ ↓ L10 ↑ R1a R1a
↓ ↓ ↓ ↓ ↓

L10 L8 R1 L5 L7
↓ ↑ ↑ ↑ L5
↓ ↑

G 1 A D 2 A D D A

L4 L7 L5 R1a L10
↓ ↑ L5 L9 L10 L10
↓ ↑ ↓ ↓ ↓ ↓ ↓

R1a L5 L4 L7 L4
↓ L5 L4 ↓ ↓ L3a
↑ ↓ ↓ ↓

R1a L5 L4 L3
↓ L5 L4 ↓ ↑ L3
↑ ↓ ↓ ↑

R6 L10 L8 L7 L3 L5 R6 R6
↑ ↓ L10 L7 ↑ L7 R2 L10
↓ ↑ ↑ ↑ ↑ ↑ ↑

R6 R1a R7 R1a
↓ L10 L10 L10 L10
↓ ↓ ↓ ↓ ↓ ↓ ↓

G A D G A D G 1 A D 2 A D

L10 L10 R1a L5
↓ R6 L10 ↓ L5 L4
↑ ↑ ↓ ↑ ↓ ↓

L3 L7 L5 R6
↑ ↑ L7 R2 L10
↑ ↑ ↑ ↑ ↓ ↓

R1 R3 L10 R1a
↑ ↓ R6 ↑ L10 L9
↓ ↓ ↓ ↓ ↓ ↓

L5 R2 R7 R6 R7 L10
↑ ↑ R6 ↓ ↓ L10
↑ ↑ ↓ ↓

R1a L5 L4 L3
↓ L5 L4 ↓ ↑ L3
↑ ↓ ↓ ↑

R1a L5 L4 L7 L4
↓ L5 L4 ↓ ↓ L3a
↑ ↓ ↓ ↓ ↓ ↓

>>

Source: Henrik Norbeck

Transcription: Henrik Norbeck(?), chords: Mike Long

The flax in bloom

Reel

(Ireland)

The musical score consists of four staves of music in the key of D major (two sharps) and 4/4 time. Each staff begins with a treble clef and a common time signature. The music is written in a single melodic line with various rhythmic patterns, including triplets and sixteenth-note runs. Above the notes, chords are indicated: D, G, A, and D. Below the notes, fingerings are provided using letters L (left hand) and R (right hand) with numbers 1-5 and 'a' for the thumb. Upward arrows indicate fingerings for notes that are beamed together or have specific articulation. The score is divided into four systems, each with a key signature change to D major. The first system has chords D, G, D, A. The second system has chords D, G, D, A, D. The third system has chords D, A, G, D, D, G. The fourth system has chords D, A, G, D, D, G, A, D. The piece concludes with a double bar line and repeat dots.

>>

Book: O'Neill's 1389

Source: O'Neill's 1389

Transcription: Transcription:Bob Safranek, Minor arr., chords:Mike Long

The flogging reel

Reel

(Ireland)

System 1: G D
 L10 L9 R1 L5 L5 R1 L5 R2 L5 R1 L5 L5 R1 L10 R6 L10 R1 L5 L5 R1 L10 L9 R1 L5 L5 L7 L5 L5 R1 L9 L5

System 2: G G D G D
 R6 R6 L10 R1 L5 R1 L10 R6 R6 R6 L10 R6 R6 R7 R6 R6 R6 L10 R1 L9 L10 R1 L5 L5 L7 L5 L5 R1 L9 L5

System 3: G G D G D
 R6 R6 L10 R1 L5 R1 L10 R6 R6 L10 R6 R6 R7 R6 R7 R6 R7 R6 R6 L10 L10 R1 L5 L5 L7 L5 L5 R1 L9 L5

System 4: G F
 R1 L10 R6 L10 R1 L9 L10 L10 R1 L10 R6 L10 R1 L5 L5 R1 L5 L9 R3 L9 L8 L5a R3 L9 L5 L9 R3 L9 L5 L4 L4 R1

System 5: G D
 R1 L10 R6 L10 R1 L9 L10 L10 R1 L10 L10 R6 R6 R6 R7 R7 R7 R6 R7 R6 R6 L10 L10 R1 L5 L5 L7 L5 L5 R1 L9 L5

>>

Book: O'Neill's 1206

Source: O'Neill's 1206

Transcription: Transcription, corrections, minor arr., chords:Mike Long

The four-hand reel

The five mile chase

Reel

(Ireland)

Chords: G D G C D G D

Chords: G C D G G D G D G C

Chords: C D G G C G D G C D (G)

>>

Book: O'Neill's 1554

Source: O'Neill's 1554

Transcription: John B. Walsh, arr., chords: Mike Long

The fox chased

Reel

(Ireland)

The musical score is written in G major (one sharp) and common time. It consists of three systems of music, each with a treble clef staff and a line of chords and fingerings below it. The chords are A, D, E, and G. The fingerings are indicated by numbers 1-5 and letters R (right hand) and L (left hand), with arrows showing the direction of movement.

System 1: Chords: A D E A D E A D. Fingerings: R3a ↓, R7 ↑, L10 ↑, R1a ↓, R6 ↓, L10 ↓, R1a ↓, L10 ↓, R7 ↓, R1 ↓, L9 ↓, R1a ↓, L10 ↓, L9 ↓, R1 ↓, L8 ↓, L5a ↓, L7 ↓, L5 ↓, L4 ↓, L5 ↓, L9 ↓, R1a ↓, R1a ↓, L10 ↓, L9 ↓, L5 ↓, L4 ↓, L3a ↓, L7 ↓, L3 ↓, L4 ↓, L3a ↓.

System 2: Chords: E A D E A D A E. Fingerings: L2 ↑, R1 ↑, L9 ↓, R1a ↓, L10 ↓, L9 ↓, L5 ↓, R1a ↓, L10 ↓, R1a ↓, L10 ↓, R6 ↓, R7 ↓, L10 ↓, L9 ↓, L5 ↓, R1a ↓, L5 ↓, L5 ↓, L4 ↓, L7 ↓, L4 ↓, L5 ↓, L4 ↓, L5 ↓, L5 ↓, L4 ↓, L5 ↓, L9 ↓, R1a ↓, L9 ↓.

System 3: Chords: A D E A D A E A D E. Fingerings: R1 ↑, L5a ↓, L7 ↓, L5 ↓, L5 ↓, L9 ↓, R1a ↓, R1a ↓, L10 ↓, L9 ↓, L5 ↓, L5 ↓, L7 ↓, L4 ↓, L4 ↓, L5 ↓, L5 ↓, L10 ↓, R1a ↓, L5 ↓, R7 ↓, R7 ↓, R1a ↓, L10 ↓, R6 ↓, R7 ↓, R1a ↓, L9 ↓, L8 ↓, L8 ↓, L4 ↓, L4 ↓, L10 ↓, L10 ↓, R1a ↓, L4 ↓, L5 ↓, L6 ↓, L10 ↓, L9 ↓, L5 ↓, R1 ↓, R7 ↓, R7 ↓, R3a ↓, L10 ↓, L5 ↓.

>>

Book: Kerr's Fourth p21

Source: Kerr's Fourth p21

Transcription: Transcription, chords:Mike Long

The foxhunter's reel

Reel

System 1: A A D A E D
 L10 R1a L5 R2 R1a L5 R2 R1a L5 R1 L5 L7 L5 R2 R1a L5 R2 R1a L5 R1 L10 R1a L5 R1 L5 L7 L5

System 2: A A D A E D
 L4 L4 R1a R1a L9 L5 L7 L4 L5 R1a L5 R1 L5 L7 L5 L4 L4 R1a R1a L9 R1a L5 R1 L10 R1a L5 R1 L5 L7 L5

System 3: A A E A E
 R7 R6 L10 R1a L5 R1a L10 R7 L10 R1a L10 R6 L9 R1 R7 R6 L10 R1a L5 L9 R1a L5 L9 R1a L10 L10 R6 L9 R1

System 4: A A D A D E
 L10 R7 R7 R3a R7 R7 L10 R7 R7 R6 R3a L10 R1a L10 R7 R7 R3a R7 L10 R6 R3a L10 R1a R1a L9 L9 R1a

System 5: A A E A D E
 L5 R1a L5 R2 L5 R1a L5 L5 R1a R1a L9 R1a L10 R1a L9 L5 R1a L5 R2 L5 R1a L10 R6 R3a L10 R1a R1a L9 L9 R1a

>>

Book: Ceol Rince 2 n205

Source: My arrangement from various sources including my fevered imagination...

Transcription: Transcription, arrangement, chords: Mike Long

Fred Finn's

Reel

(Ireland)

D A D A D Em G D A D A Bm D

L5 L7 L5 R1 L10 R6 L10 L10 L10 L10 R1 L4 L5 R1 L5 L7 L10 L5 L5 L7 L5 R1 L10 R6 L10 R1a L10 L10
 ↑ ↑ ↑ ↑ L10 ↑ ↓ ↑ R1a ↓ R1a ↑ ↓ L4 ↓ ↑ ↑ ↑ L7 ↓ L7 L7 ↑ ↑ ↑ L10 ↑ ↓ L10 ↓ R1a ↓ ↓

G D A D D D A Bm

R1 L5 L5 R1 L5 R1 L10 R6 R7 L10 R6 L10 R6 L10 L10 L10 L10 L10 L10 R7 R6 R6 R6 L10 R6 R7 R7 R7 R7 R7 R7
 ↑ ↑ ↓ ↑ ↑ ↑ ↓ L10 ↑ ↑ ↑ R6 ↓ ↓ L10 ↑ ↓ R7 ↓ R7 ↓ R7 ↓ ↓ R6 ↑ ↑ ↓ ↑ ↑ L10 ↑ ↓ ↓ ↓ ↓ ↓ ↓ ↓

(G) A D D A G D A D

R6 R7 R7 R7 R6 L10 R6 R6 L10 L10 L10 L10 L10 R7 R6 R6 R6 L10 R1 L5 L5 R1 L5 R1 L10 R6 R7 L10 R6 L10
 ↑ ↓ ↓ ↑ ↑ ↑ L10 ↑ ↓ R7 ↓ R7 ↓ R7 ↓ ↓ R6 ↑ ↑ ↓ ↑ ↑ L10 ↑ ↑ ↑ R6 ↑ ↓ L10 ↓ ↓

>>

Book: Irish Traditional Music Session Tunes 1 p19 (?)

Music from Ireland Vol. 3

Source: Music from Ireland Vol. 3

Transcription: Transcription, chords: Mike Long

Frenchie's reel

Reel

Ward Allen and Mel Lavigne

The musical score is written on a single treble clef staff in G minor (one flat) and common time. It consists of four lines of music. The first line contains the first 12 measures, with chords Bb, F, and Bb. The second line contains measures 13-18, with chords F, Eb, Bb, Eb, and Eb. The third line contains measures 19-24, with chords F, Bb, F, and a first ending box containing Bb, Eb, and Bb. The fourth line contains the second ending box with chords Bb, Eb, and Bb. Fingerings are indicated by numbers 1-5 above notes and arrows above the staff. A double bar line with repeat dots is used at the end of the second and fourth lines.

>>

Book: The Portland Collection

Source: jc_music.abc

My arrangement from various sources

Transcription: Transcription, arrangement, chords: Mike Long

The fun of the fair

Reel

(Ireland)

The musical score consists of two systems of music. The first system starts with a treble clef and a common time signature. The first measure is marked with the chord 'Am'. The second measure is marked with 'Dm' and 'Am'. The first ending is marked '1' and contains the chords 'G/E' and 'E'. The second ending is marked '2' and contains the chords 'E' and 'Am'. The second system starts with a treble clef and a common time signature. The first measure is marked with the chord 'C'. The first ending is marked '1' and contains the chords 'G', 'F', and 'G'. The second ending is marked '2' and contains the chords 'F' and 'G'. Below each system of music are fingerings for the left and right hands, indicated by numbers 1-5 and arrows for up and down strokes.

Book: Kerr's Fourth p21

Source: Kerr's Fourth p21

Transcription: Transcription, chords:Mike Long

>>

The Fyrish reel

Reel

David Gordon

Chords: Bm, D, A, G, Bm, D, A, G, D, A, G, Bm, D, A, G, G

Fingering: R1 L9 L10 L10, R6 R6 R6 R6 L10, R1a L5 R1a R2, R6 R7 R1a R1a L5, R1 L9 L10 L10, R6 R7 R6 R6 R6, R7 R7 L10 R7, R1a R7 R1a R1, R1a R7 R1a L9, L10 L10 L10 R6, R7 R6 R6 L10, L5 L5 R1a R1a, L10 L10 L10 L9, R1 L9 L10 L10, R6 R7 R7 L10, R7 R7 L10 R7, R1a R7 R1a L9, R1a R7 R1a R1, R10 L10 L10 L9, R1a R7 R1a R1, R10 L10 L10 L9 L5

>>

Source: The Cast

IrTrad

Transcription: Transcription: Juergen.Gier, chords: Mike Long

The gatehouse maid

Reel

(Ireland)

The musical score consists of two staves of music in treble clef, key of D major (one sharp), and common time (C). The first staff contains the first eight measures, and the second staff contains the remaining eight measures. Chords are indicated above the notes, and fingerings are indicated by numbers 1-5 with arrows showing the direction of the finger movement.

Staff 1:

- Measures 1-2: Am (L5 R1 L10 R1 / L10 L10 L5)
- Measures 3-4: G (L5 L7 L5 / L5 L4 L4)
- Measures 5-6: (Em) (L5 R1 L10 R1 / L10 L10 L10)
- Measures 7-8: Am (L10 L10 R1 L5 / R7 L10 R7 L10)

Staff 2:

- Measures 9-10: G (R6 L10 R1 R1 L5 / R7 R6 R7 R6 R6)
- Measures 11-12: (D) (R6 R7 / R6 L10 R1)
- Measures 13-14: Am (L10 R6 R7 R7 / L10 R7 R6 R6)
- Measures 15-16: G (R6 L10 R1 R1 L5 / R7 R6 R7 R6 R6)
- Measures 17-18: (Em) (R6 R7 / R6 L10 R1)
- Measures 19-20: G (L10 R6 R7 R7 / R6 L10 R1)
- Measures 21-22: (D) (R6 L10 R1 R1 L5 / R7 R6 R7 R6 R6)

Book: Music from Ireland Vol. 3

Source: Music from Ireland Vol. 3

Transcription: Transcription, chords: Mike Long

>>

Gerry Cronins

Reel

The musical score is presented in three systems, each with a treble clef and a common time signature (C). The notes are written on a five-line staff, and the chords are indicated by letters above the staff. Fingering is indicated by numbers 1-5 and letters L (left hand) and R (right hand) with arrows pointing up or down.

System 1: Chords: C, G, F, C, F, G, C, G, F. Fingering includes sequences like L9 R1 L5 L5 L4 L3 and L3 L6 L6 L1 L6 L3 L3.

System 2: Chords: C, F, G, C, C, F, C. Fingering includes sequences like L4 L5 L9 L10 R1 L9 L5 and L5 L4 L4 L3 L4 L3 L4 L5.

System 3: Chords: C, G, Am, G, F, C, F, G, C. Fingering includes sequences like R6 L10 L10 L10 L10 and R7 R6 L10 R6 L10 L10.

>>

Discography: Sean Smyth: The Blue Fiddle
 Transcription: Transcription, Arr., chords: Mike Long

The girl who broke my heart

Reel

(Ireland)

First system of musical notation for the first system of 'The girl who broke my heart'. It consists of three staves of music in G major. The first staff has a treble clef and a common time signature. The notes are: G4, A4, B4, C5, B4, A4, G4, F4, E4, D4, C4. The second staff has notes: D4, E4, F4, G4, A4, B4, C5, B4, A4, G4, F4, E4, D4, C4. The third staff has notes: G4, A4, B4, C5, B4, A4, G4, F4, E4, D4, C4, B4, A4, G4, F4, E4, D4, C4. Chords are indicated above the notes: G, C, G, G, C, F, G, C. Fingerings are indicated below the notes with letters L1-L5, R1-R6 and arrows indicating finger direction.

Arr. O'Neill's

Second system of musical notation for 'The girl who broke my heart'. It consists of three staves of music in G minor. The first staff has a treble clef and a key signature of one flat (F major/G minor). The notes are: G4, A4, B4, C5, B4, A4, G4, F4, E4, D4, C4. The second staff has notes: D4, E4, F4, G4, A4, B4, C5, B4, A4, G4, F4, E4, D4, C4. The third staff has notes: G4, A4, B4, C5, B4, A4, G4, F4, E4, D4, C4, B4, A4, G4, F4, E4, D4, C4. Chords are indicated above the notes: Gm, Cm, Gm, Dm, F, Cm, Gm, Cm. Fingerings are indicated below the notes with letters L1-L5, R1-R6 and arrows indicating finger direction.

Book: 2 O'Neill's 1176

Source: 1 Richard Darsie's web page

2 O'Neill's 1176

Transcription: 1 Transcription, slight arr., chords:Mike Long

2 Transcription:Trish O'Neil & Mike Long, chords:Mike Long

>>

The glass of beer

Johnny Maguire's

McFadden's

Reel

The musical score consists of two systems of music. Each system has a treble clef, a key signature of one sharp (F#), and a common time signature (C). The first system starts with a Bm chord and contains four measures of music. The second system starts with a D chord and contains four measures of music. Both systems include first and second endings. Fingerings are indicated by numbers 1-5 and arrows for up and down strokes. Chords are written above the notes.

System 1:

- Measure 1: Bm chord. Notes: F#4, A4, B4, A4, G4. Fingering: R6 (up), L9 (down), L9 (up), R6 (down), R7 (up).
- Measure 2: Bm chord. Notes: F#4, A4, B4, A4, G4. Fingering: R6 (up), L9 (down), R1 (up), L10 (down), L10 (up).
- Measure 3: Bm chord. Notes: F#4, A4, B4, A4, G4. Fingering: R6 (up), L9 (down), L9 (up), R6 (down), R6 (up).
- Measure 4: Bm chord. Notes: F#4, A4, B4, A4, G4. Fingering: R6 (up), L9 (down), L9 (up), R6 (down), R6 (up).

System 2:

- Measure 1: D chord. Notes: D4, F#4, A4, B4, A4, G4. Fingering: L10 (down), R1a (up), L10 (down), L10 (up), R6 (up), R6 (down), R6 (up).
- Measure 2: D chord. Notes: D4, F#4, A4, B4, A4, G4. Fingering: L10 (down), R6 (up), L10 (down), L10 (up), L5 (up), L8 (up).
- Measure 3: D chord. Notes: D4, F#4, A4, B4, A4, G4. Fingering: R2 (up), R1a (down), L10 (up), R6 (down), R6 (up), R6 (up), L10 (up).
- Measure 4: D chord. Notes: D4, F#4, A4, B4, A4, G4. Fingering: L10 (down), R7 (up), R6 (down), R6 (up), L10 (down), R1a (up), L10 (down).

>>

Source: Chieftain's 9, Trk. 8

Discography: Chieftain's 9, Trk. 8

Transcription: Transcription, chords: Mike Long

The glen road to Carrick

Reel

(Ireland)

APB Seamus Glackin

D D A D | 1 C G | 2 C G

L5 L7 L3 L7 L5 L7 L3 L5 L5 R2 L5 L7 L3 L3 L7 L4 L10 L9 L5 L9 L5 L4 L10 L9 L5 L9

↑ L5 ↑ ↑ L3 L3 L4 ↑ ↑ L7 ↑ ↑ L5 ↑ ↑ L3 L4 L3 ↓ ↓ ↑ L5 ↓ ↑ L5 ↓ ↓ ↑ L5 ↓ ↑

D D A D C G D D A

L5 R2 R1a R1a L5 L7 L5 R1a L5 L7 L5 R2 R1a L5 L3 L4 L10 L9 L5 L7 L7 L10 R1a R1a L5 L7 L5 R1a L5 L5 R1a

↑ ↑ L10 L5 L5 ↑ ↑ R2 ↑ ↑ L5 ↑ ↑ L10 L5 L7 ↓ ↓ ↑ L5 ↓ ↑ L5 ↑ ↓ L10 L5 L5 ↑ ↑ R2 ↑ ↑ L9 ↓ ↓

D C G D D A D C G

L10 R6 L8 L7 L7 L10 L9 L5 R6 R6 R6 L10 L10 L10 R6 L10 R6 R7 R7 R6 L10 L10 L10 R6 R7 L10 R6

↓ L10 L10 L5 L3 ↑ ↓ ↑ L5 ↓ ↓ L10 ↑ ↓ L10 L10 R6 ↑ ↓ R6 ↑ R7 R6 ↑ ↓ L10 L10 R6 ↓ ↓ R6 ↑ R6 L10

D D A D C G D

R6 L10 L10 R1 L5 L5 L7 L3 L3 L7 L5 L9 R1a L10 R6 L10 L5 L7 L3 L4 L10 L9 L5 L5 R6 L10 R6 R7 L10 L10 L5 L5

↑ ↓ L10 L10 ↑ ↓ ↑ ↑ ↑ ↑ ↓ ↓ ↓ L10 ↓ L8 ↓ ↑ ↑ ↓ ↓ ↑ ↑ ↓ ↓ R6 ↑ ↑ R6 L10 R1 ↑ ↓

D A D C G D D A D

L7 L3 L3 L7 L5 L9 R1a L10 R6 L10 L5 L7 L3 L4 L10 L9 L5 L5 L5 L9 R1a L10 L3 L5 L3 L3 L3 L3 L5 L9 R1a L10 L3 L5 L3 L3

↑ ↑ ↑ ↑ ↑ ↓ ↓ ↓ L10 ↓ L8 ↓ ↑ ↑ ↓ ↓ ↑ ↑ ↓ ↓ ↓ ↑ ↑ ↓ ↓ ↓ L3 ↑ ↑ ↑ ↑

C G D D A D C G

L5 L4 L3 L4 L5 L5 L9 R1a L10 L3 L10 R1a L10 L3 L5 L5 R1a L10 R6 L10 L5 L7 L3 L4 L10 L9 L5 L5 L9 L5 L5

↓ ↓ ↓ ↓ ↓ ↑ ↓ ↓ ↓ L3 ↑ ↓ L3 ↓ L3 ↓ ↓ ↓ ↓ ↑ ↑ ↑ ↑ L9 ↓ ↓ L10 ↓ L8 ↓ ↑ ↑ ↓ ↓ ↑ ↑ ↑

>>

Book: Ceol Rince 3 n182

Discography: Fiddlesticks

Transcription: Transcription, chords:Mike Long

>>

The golden keyboard

Reel

The musical score consists of four staves of music in the key of D major (two sharps) and common time. The chords and fingerings are as follows:

- Staff 1:** Chords: Em, G, Em, Em, G, D. Fingerings: R1 L5 L4 L7 L5 L7 L5 L5; R1 L5 R6 L5 R6 L5 R2 L5; R1 L5 L4 L7 L5 R1 L5 L5; L7 L3 L5 L3 R1 L3 L5 L3.
- Staff 2:** Chords: Em, G, D. Fingerings: L4 L3 L4 L7 L5 L7 L5 L5; R1 L5 R6 L5 R6 L5 R2 L5; R2 R1a L10 L10 R1 L5 L7.
- Staff 3:** Chords: Bm, Em, Em, Em, G, D, A. Fingerings: L3 L7 L5 L7 L5 L4 L4; R1 L10 L10 L10 R1 L10 L10 L10; R1 L10 L10 R6 L10 L10 L9 R1a; L10 L8 L5 R6 L5 R1a L10.
- Staff 4:** Chords: D, Bm, Em, G, D, Bm, D, Em. Fingerings: L10 R1a L10 R1 L5 L7; L4 L3 L4 L7 L5 L7 L5 L5; R1 L5 R6 L5 R6 L5 R2 L5; R2 R1a L10 R1 L5 L7; L3 L7 L5 L7 L5 L4 L4.

>>

Source: Richard Darsie's web page

Transcription: Transcription, chords: Mike Long

The gravel walks

Reel

(Ireland)

The musical score consists of five systems of music, each with a treble clef, a key signature of one sharp (F#), and a common time signature (C). The chords and fingerings are as follows:

- System 1:** Chords: Am, Am, G, Am, C, G, Am, Am, G. Fingerings: L5 R2 R1 R2, L5 R2 R1 L5 R1, L5 R2 R1 L10, R6 L10 L9 R1 L5 R1, L5 R7 R6 R6, L5 R2 R1 L5 R1.
- System 2:** Chords: Am, C, G, Am, Am, G, Am. Fingerings: L5 R7 L5 R6 L5 R2 R6, R6 R6 R6 L10 L10 L5 R1, L5 R7 L5 R6 L5 R6 L5, L5 R2 L5 R1 L5 R1, L5 R1 L9 L10 R6 R6 R7.
- System 3:** Chords: C, G, Am, Am, G, Am, C, G. Fingerings: R6 L10 L9 R1 L5 L5 R1, L9 L5 L5 L5 L5 L5 R1, L9 L5 L5 R1 L5 R1 L10, L9 L5 L5 L5 L5 R2 R6, R6 R6 R6 L10 L10 L5 R1.
- System 4:** Chords: C, C, G, C, C, G, C. Fingerings: L9 R6 L9 R7 L9 R6 L9, L9 R6 L9 R1 L5 L5 R1, L9 R6 L9 R7 L9 R6 R7, R6 L10 L9 R1 L5 L5 R1, L9 R6 L9 R7 L9 R6 L9.
- System 5:** Chords: C, G, Am, C, G, Am, Am, G. Fingerings: L9 R6 R1 L5 R1, L5 R1 L10 R6 R7, R6 L10 L9 R1 L5 R1, L5 R7 R7 L10, R7 R6 L10 L10 L5.

>>

Book: Fiddler's Fakebook

Pubscouts

Source: Pubscouts

Discography: Fiddlesticks CD- exact version...

Transcription: Transcription, chords: Mike Long

The green groves of Erin

Reel

(Ireland)

Am G Am Em G Am

G Am G Am Am Em Am

Em G Am Em G G

>>

Book: Krassen O'Neill's p136

O'Neill's 1429

Kerr's Second p25

Source: O'Neill's 1429

Transcription: Transcription, minor arr., chords:Mike Long

The green linnet

Glenlivet

Reel

(Ireland, Scotland)

Am G Am G Am Am G

Am G Am Am G Em (G)

Fingerings and directions are provided for each note in the melody.

Book: Krassen O'Neill's

O'Neill's 1262

Kerr's First p24

Source: My arrangement from various sources

Transcription: Transcription, arrangement, chords:Mike Long

>>

The groom in his shirt

Reel

(Ireland)

The musical score consists of two staves of music in G major (one sharp) and 4/4 time. The first staff contains the first eight measures, and the second staff contains the remaining eight measures. Chords are indicated above the notes, and fingerings are indicated below the notes with letters R (Right hand), L (Left hand), and numbers 1-10, along with up and down arrows.

Staff 1:

- Measure 1: Chord G. Fingering: R1 L5 L5 L3 (up, up, down, down)
- Measure 2: Chord G. Fingering: L5 L5 L7 L5 L9 (down, down, up, up, down)
- Measure 3: Chord D. Fingering: L5 L5 L7 L5 L9 (down, down, up, up, down)
- Measure 4: Chord G. Fingering: R1 L5 L7 L5 R2 (up, down, up, down, down)
- Measure 5: Chord C. Fingering: R6 R6 L10 R1 L10 L10 (down, down, up, down, down)
- Measure 6: Chord C. Fingering: R6 R6 L10 R1 L10 L10 (down, down, up, down, down)
- Measure 7: Chord D. Fingering: R6 R6 R7 L10 (down, down, up, down)
- Measure 8: Chord G. Fingering: R6 R6 R7 L10 (down, down, up, down)

Staff 2:

- Measure 9: Chord D. Fingering: R6 R6 R7 R7 (down, down, up, up)
- Measure 10: Chord C. Fingering: R6 R6 L10 R1 L10 R6 (down, down, up, down, up, down)
- Measure 11: Chord D. Fingering: R6 R6 L10 R1 L10 R6 (down, down, up, down, up, down)
- Measure 12: Chord G. Fingering: R6 R6 R7 L10 (down, down, up, down)
- Measure 13: Chord D. Fingering: R6 R6 R7 L10 (down, down, up, down)
- Measure 14: Chord G. Fingering: R6 R7 R6 R7 (down, down, up, up)
- Measure 15: Chord D. Fingering: R6 R7 R6 R7 (down, down, up, up)
- Measure 16: Chord C. Fingering: R6 R6 L10 R1 L10 L10 (down, down, up, down, down)
- Measure 17: Chord D. Fingering: R6 R6 L10 R1 L10 L10 (down, down, up, down, down)

Book: Kerr's Fourth

Source: Kerr's Fourth

Transcription: Transcription, chords:Mike Long

>>

The heathery breeze

Reel

(Ireland)

Chords: G, D, G, G/C, D, G, D, G, G D G, D G, D, G, D, G, G, D

Fingerings: L3 L5 R1 L5 R2 L5 R1 L5, L3 L7 L5 L7 L9 L7 L5 L7, L3 L5 R1 L5 R2 L5 R1 L5, R1 L5 L9 L5 R1 L5 L5 L7, L3 L5 R1 L5 R2 L5 R1 L5, D L3 L7 L7 L7 L7 L7, L3 L5 L5 L5 L5, R1 L10 L9 L5 L5 R2, R6 R6 R6 R7 R6, R6 R6 R6 R7, R6 R6 R6 R7, R6 R6 R6 R7, R6 L10 L5 R1 L5 L5, R6 R6 R6 R6 R7 R7 R6, R6 L10 L10 R6 R7 R6, L10 R6 R6 R7 R7 R6, R6 L10 L5 R1 L5 L5 L7, L9, L9, L10, L10, L9, L9

>>

Book: Joyce, P. W.; "Old Irish Folk Music and Songs" as "An Old Reel"

Kerr's Fourth p15- very elaborate 4 or 5 pt vsn.

Source: Richard Darsie's web page

Transcription: Transcription, minor arr., chords:Mike Long

Heathery cruach

Reel

D D A D G A D D D A

D G 1 G A D 2 G A D A

G A (D) A 1 G 2 G

>>

Source: Galt Barber

Discography: Altan- Island Angel ?

Transcription: Transcription, chords:Mike Long

The high road to Galloway
 All the way to Galway
 The Galway girls
 The march of the tribes to Galway
 Slash away the pressing gang

Reel

D A G A D A G (A) D

L10 R6 L10 L10 R1a L5 L5 R1a L9 L5 L5 L9 R1a L5 L5 R2 R6 L10 L10 R1a L5 L5 R1a L9 L5 L5 L7 L3 L3

D Am C D Am G D

L5 L5 L5 L5 R1 L9 L5 L5 L5 L7 L4 L7 L5 L4 L5 L5 L5 L5 R1 L9 R1 L5 L5 L7 L3 L3

>>

Book: Book- Music of Corktown -"Road to Galloway"- mdl

Winder

Ceol Rince 2,282

Roche 3 n109

Source: Richard Robinson's web page/abc file

Transcription: Transcription:Richard Robinson(?), Chords:Mike Long

The hills of Clogher

The flowers of Red Hill

Reel
Or use A major chords...

(Ireland)

Am (G) Am G Am G Am G Am G

Am G Em Am G Am G G (Em)

Book: Music from Ireland Vol. 3
 Irish Traditional Music Session Tunes 1
 Source: Richard Darsie's web page but same as above...
 My arrangement from various sources
 Transcription: Transcription, arrangement, chords:Mike Long

>>

The holly bush

Reel

Finbarr Dwyer (Ireland)

The musical score for 'The Holly Bush' is presented in three systems. Each system consists of a musical staff with notes and rests, and a line of text below it providing chord symbols and fingering instructions. The chords used are D, C, G, and (G). The fingering instructions use numbers 1-5 for fingers and letters L/R for left and right hands, with arrows indicating the direction of movement.

System 1: Chords D, C, C (G), D. Fingering includes sequences like L5 L7 L3 L5 and L7 R2 R6 L10.

System 2: Chords C, C, G, D, C. Fingering includes sequences like L9 L5 L5 and L9 L5 L5 L4.

System 3: Chords D, C, 1 G D, 2 C G. Fingering includes sequences like R7 L10 L9 L5 and L5 R2 L10.

>>

Source: My arrangement from various sources

Discography: Session tape - Milltown Malbay 1983- Connie Connel, Cork (fiddle)

BBC recording of Feakle Session 1987: Noel Hill & Tony Linnane

Joe McHugh & Barry Carroll: The Long Finger

Transcription: Transcription, arrangement, chords: Mike Long

Honey moon

Reel

(Ireland)

Staff 1: G G C G G D G
 L10 ↓ L9 ↑ R1 L5 L5 L3 L5 L5 R1 L10 R6 R6 L10 L9 R1 L5 L5 L3 L5 L5 R1 L10 R1 L5 R2 L9 R1 L5 L5 L3 L5 L5

Staff 2: G C G C C D Em Em C
 R1 L10 R6 R6 R6 R7 R7 R6 R7 R6 R6 R6 L10 L10 R6 L10 L5 R1 L10 L10 L10 R1 L5 R1 L10 R6 L10 L9

Staff 3: G G D Em Em C G C C D
 R1 L5 L3 L5 R1 L10 R1 L5 R1 L10 L10 L10 L10 R1 L10 L10 R6 L10 L5 R1 L10 R6 R6 R6 R7 R7 R6 R6 R6 L10 L10 R6 L10 L5

>>

Book: Kerr's Second p33

Source: several web abc's

My arrangement from various sources

Transcription: Transcription, arrangement, chords:Mike Long

Hughie Shorty's reel

Reel

Johnny Wilmot (Cape Breton)

Chord progression: G D G C G Am D G D G C G C D G G C G Am D G C G Am/C C G Am D C Bm Am G C G C D G

>>

Book: SF Scottish Fiddler's Handout
 Source: SF Scottish Fiddler's Handout
 Transcription: Transcription, chords: Mike Long

The humours of Scartaglen

Reel

(Ireland)

The musical score consists of three staves of music in the key of D major (one sharp) and 4/4 time. The first staff begins with a D chord and contains measures 1-4. The second staff contains measures 5-8, starting with an A chord. The third staff contains measures 9-12, starting with a D chord. Above each staff are chord symbols (D, A, G, D, A, G, D, A, G, D, D, A, D, D, A, D, G, A). Below the notes are detailed fingering instructions using letters R (Right hand), L (Left hand), and numbers 1-5, with arrows indicating the direction of finger movement. A double arrow '>>' is located to the right of the third staff.

Book: Music from Ireland Vol. 3 n21

Source: Music from Ireland Vol. 3 n21

Transcription: Transcription, arrangement, chords:Mike Long

The humours of Tulla

Reel

(Ireland)

Chords: D G D A D (G) G A

Fingerings for first staff:
 R6 L10 ↑ ↑ L10 L8 L10 R1 ↓ ↓ ↑ ↓ ↑ ↑ L10 R6 L10 L10 L8 R1 L5 ↓ ↑ ↓ ↑ ↑ ↑ ↑ R2 L5 R2 R1 L10 L8 L10 ↑ ↑ ↑ ↑ ↓ ↓ ↓ L9 R1a L10 R6 R6 ↓ ↓ ↓ ↓ ↓ ↑

Chords: D D A D G (A)

Fingerings for second staff:
 R6 R6 ↑ ↓ R7 R6 R6 L10 R6 R6 ↓ ↓ ↑ ↑ R7 R6 R6 R6 L10 L10 ↑ ↑ ↑ ↓ ↑ ↑ L10 R6 L10 L10 ↓ ↓ ↓ ↓ ↓ L9 R1a L10 R6 R6 ↓ ↓ ↓ ↓ ↓ ↑

Book: Music from Ireland Vol. 3

Source: Music from Ireland Vol. 3

Transcription: Transcription, slight arr. chords: Mike Long

>>

The humours of Westport

Reel

(Ireland)

F F C F B \flat C F

R3 R3 L10 L9 L5 L9 R3 R3 L10 R3 R7 R6 L10 R3 R7 R6 L10 L9 L5 L9 L5a L5 L8 L5a L10 R3 R3 L10 L9 L5 L9

F C F B \flat C F F B \flat

R3 R3 L10 R3 R7 R6 R3a R7 R3 R6 L10 L9 L5 L9 L5a L5 L8 L5a L9 L5a L8 L4 R1 L4 L10 R1 L4 L5 L4 R1 L4 L5a L9 L5a

F B \flat C F F B \flat F C B \flat (C)

L8 R1 L10 R1 L5a L5 L5a L9 L8 L4 L4 L4 L5 R1 L5a L9 L8 R3 R6 L10 L9 L5a L5 L5a L9 L10

↑ L4 L4 L4 L4 ↑ L8 L8 ↑ R2 L5a ↑ L4 L10 R1 ↑ L4 L4 ↑ R2 L5a ↑ L9 R7 ↓ ↑ R3 ↑ L8 L8 ↑ ↑ L10

↑ ↓ ↓ ↓ ↓ ↓ ↑ ↑ ↓ ↑ ↑ ↑ ↑ ↑ ↓ ↓ ↓ ↓ ↑ ↑ ↓ ↑ ↑ ↑ ↑ ↑ ↑ ↓ ↓ ↓ ↓ ↓ ↓

>>

Book: O'Neill's 1177

Krassen O'Neill's 2 p91

Source: My arrangement from various sources- mostly O'Neill's

Transcription: Transcription, arrangement, chords: Mike Long

The hunter's house

Reel

Ed Reavy

The musical score consists of three staves of music in G major (one sharp) and 4/4 time. The first staff contains measures 1-6 with chords G, D, G, G, D, G. The second staff contains measures 7-12 with chords G, C, D, G, G, D. The third staff contains measures 13-18 with chords D, (C), G, C, D. Fingerings are indicated by numbers 1-10 and arrows for up and down strokes. Some notes have accents (~).

>>

Source: Henrik Norbeck

Discography: Music at Matt Molloy's

Transcription: Transcription:Henrik Norbeck(?), chords:Mike Long

The ivy leaf

Reel

(Ireland)

The image shows a musical score for a reel titled "The ivy leaf" in the key of D major (two sharps) and 4/4 time. The score consists of two staves of music. Above the first staff, the chords A, A, G, A, G, A, and G are indicated. Above the second staff, the chords A, G, A, G, A, C, (D/G), and G are indicated. Below the notes, there are detailed fingerings for both hands, using letters L (left) and R (right) and numbers 1-5 to denote specific fingers. Some letters are accompanied by small triangles pointing up or down to indicate the direction of the finger stroke.

Book: O'Neill's 1371

Source: O'Neill's 1371

Transcription: Trish O'Neil, chords: Mike Long

>>

Jackie Coleman's 1

Reel

(Ireland)

Staff 1: Chords: D, Em, A, D. Fingerings: R1, L5 L7 L7, L4 L7 L3 L4, L7, L5 L7 R1 L7 L5 L7, L4 R1 L4 L10, R1 L4, L5 R1 L10, R6 L10, R1, L5 L7 L7, L4 L7 L3 L4.

Staff 2: Chords: Em, G, A, D, D. Fingerings: L7 L5 L7 R1 L7 L5 L7, L4 R1 R1 L5 R1 L5 R1, L5 R1 L10, R6 L10, L10, R6 L10, R1a, L10, R6 L10, L10, R7 R6.

Staff 3: Chords: A, D, G, A, D. Fingerings: L10, L5, R2 L5 R6 L5, R2 L5 L5, R1a, L10, R6, R6 L10, R1a, L10, R6 L10, L10, R7 R6, R6, R6 R6 R6 R7 R7 R6, R6 R7 L10, R6 L10.

>>

Source: My arrangement from various sources

Discography: Music at Matt Molloy's

Transcription: Transcription, arrangement, chords: Mike Long

Jackie Coleman's 2

Reel

(Ireland)

D D A D D G D D A
 L5 L7 L7 L5 L7 L4 L7 L3 L7 L7 L5 L9 R1a L10 L5 R2 R6 R6 R7 R6 L10 R1 L5 L5 L5 L7 L7 L5 L7 L4 L7 L3 L7 L7 L5 L9 R1a
 ↑ ↑ ↑ ↑ ↑ ↓ ↑ ↑ ↑ ↑ ↑ ↓ ↓ ↓ L8 ↑ ↑ ↑ ↓ ↑ ↑ ↑ L10 ↓ ↓ ↑ ↑ ↑ ↑ ↓ ↓ ↑ ↑ ↑ ↑ ↓ ↓

D G A D D C D
 L10 R1a L10 R6 R6 R7 R6 L10 R6 L10 R1 L10 R6 L10 L10 L10 L9 L10 L5 L9 L10 L10 R6 L10 L10 R7
 ↓ ↓ L10 ↓ L10 ↓ ↑ ↑ ↑ R6 ↑ ↓ L10 ↓ ↓ ↓ L8 ↓ R6 ↓ ↑ ↑ ↑ L9 ↓ ↑ ↑ L9 ↑ ↑ ↓ L9 ↓ ↑ ↓ L8 ↓ R6 ↑

A D D C D A A D
 R6 L10 R6 L10 L8 L10 R6 L5 R2 R6 L10 L9 L10 L5 L9 L10 L10 R6 R6 R7 R7 R6 R6 R7 L10 L10 L10
 ↓ ↑ R7 ↑ ↓ L10 ↓ R6 ↑ ↑ ↑ ↓ ↑ ↑ L9 ↓ ↑ ↑ L9 ↓ L10 ↓ L10 ↓ ↑ ↑ ↓ ↑ ↑ ↓ ↑ ↑ ↑ R6 ↓ ↓ R1

>>

Book: Music from Ireland Vol. 3
 Source: Music from Ireland Vol. 3
 Transcription: Transcription, chords:Mike Long

Jackson's The Dublin reel

Reel
APB Johnny Wilmot

Chords: G, D, A

Fingerings: L10, R6, L9, L5, R1, R3, R1, L10, L5, R3, R1, R3, R7, R6, R6, R6, R1, L7, L5, R1, L5, R1, L5, R1, L10, L5, L5, R1, L5, R7, R6, L10, R6, L10, R6, R7, L10, R7, R7, R7, L10, L10, L10, R7, L10, L10, R1, R6, R7, L10, R7, R7, L10, R6, L10, L5, L10, R6, L10, L5, R1, R6, R6, L10, R6, L10, R1, L5, R1, R3, R6, R6, R6, R7, R7, R6, R6, R6, L10, R6, L10, R1, L5, R1, R3, R6, R6, R6, R7, R7, R6, R6, R7, R6, L10, R6, L10, R1, L5, R1, R6, R7, R6, L10, R6, L10, L10, R6

>>

Book: O'Neill's 1374
 Source: Mike Long
 Discography: Johnny Wilmot- Another Side of Cape Breton
 Transcription: Transcription, chords:Mike Long

Jean's reel

Reel

Bobby MacLeod

Chord progression: G Am Am D G G C

Chord progression: G C D G G D

Chord progression: Em G C G G C D G

Chord progression: G D D C G

Chord progression: D C G G D

Chord progression: Em G C G G C D G

>>

Source: As Played By Natalie MacMaster- rearranged by mdl
oneilc~1.abc, gaskin.abc, ricker~2.abc

Transcription: Transcription:??, rearrangement, chords:Mike Long

Jenny picking cockles

Reel

(Ireland)

The musical score is written in G major (one sharp) and common time. It consists of three staves of music. Above the first staff are chords D, C, D, C, D, D. Above the second staff are chords C, Am, C, D, D, C, C. Above the third staff are chords D, Am, C, D, D, C, C, (Am), C, (D). The score includes detailed guitar fingering for both hands, indicated by numbers 1-10 and arrows for up and down strokes. A double bar line is present at the end of the second staff.

>>

Book: O'Neill's 1347

Krassen O'Neill's p123

Roche 1 n180

Source: O'Neill's 1347

Transcription: Transcription:Trish O'Neil, minor arr.,chords:Mike Long

Jenny Pippin

Reel

(Ireland)

Staff 1: D G D A D G | 1 D A |
 R1 ↑ R1 L5 L3 L5 R2 L5 L3 L5 ↑ ↑ ↑ ↑ ↑ ↑ ↑ ↑ R1 L5 L3 L5 R2 L5 L3 R1a ↓ L10 R1 L5 R6 L10 L10 ↓

Staff 2: 2 G A | D G D A D G |
 L10 R7 R7 R6 L10 L10 L10 ↓ ↓ ↑ ↑ ↑ ↓ ↓ L10 R6 R7 R6 R7 R6 R7 R6 L10 ↓ L10 R6 R7 R6 R7 R6 R6 L10 ↓ L10 R6 R7 R6 R7 R6 R7 R6

Staff 3: D A D G G A D G G A |
 L10 ↓ L5 R6 L10 L10 ↓ L10 R6 R7 R6 R7 R6 R7 R6 R7 R6 R6 R6 R6 R6 R7 R6 R6 L10 L10 L5 R1 ↑ L10 R7 R6 L10 L10 ↓ R7 ↑ ↑ ↑ ↓

>>

Book: Krassen O'Neill's p118

O'Neill's 1322

Source: O'Neill's 1322

Transcription: Trish O'Neil, chords: Mike Long

Jenny's wedding

Reel

(Ireland)

The musical score for 'Jenny's wedding' is presented in three staves. Each staff contains a line of music in G major (one sharp) and common time (C). Above the notes are chord diagrams for D, A, C, G, and D. Below the notes is guitar tablature with fret numbers (e.g., L3, L7, R1a) and arrows indicating finger direction (up and down). The first staff has a key signature change to G major. The second staff includes repeat signs. The third staff ends with a double bar line and repeat dots. A double arrow '>>' is located to the right of the third staff.

Book: O'Neill's 1479

Source: O'Neill's 1479

Transcription: John B. Walsh, chords: Mike Long

Jimmy's return

Reel

(Ireland)

The musical score for 'Jimmy's return' is presented in three staves. Each staff contains a sequence of notes in treble clef with a key signature of two sharps (F# and C#) and a common time signature (C). Above the notes are chord symbols: Bm, A, Bm, A, Bm, Bm, A, Bm, A, F#m, Bm, Bm, A, Bm, A, Bm, A, F#m, Bm. Below the notes are detailed fingering instructions using letters L (left hand) and R (right hand) with subscripts and arrows indicating finger placement and movement.

>>

Book: O'Neill's 1444

Source: O'Neill's 1444

Transcription: Transcription, slight arr., chords: Mike Long

John Bowes

Reel

Tom Anderson

Am G C F C F G C G

C F G G C C G C

F C F G C G C F G G C

L6 ↓ L6 ↑ L3 ↓ L4 ↓ L3 ↓ L2 ↑ L3 ↑ L5 ↓ L4 ↓ L4 ↓ R1 ↑ L9 ↓ R1 ↑ L9 ↓ L5 ↓ L4 ↓ L5 ↓ L4 ↓ L5 ↓ R2 ↑ L4 ↓ L4 ↓ L5 ↓ L9 ↓ L5 ↓ L4 ↓ L4 ↓ L3 ↓ L3 ↓ L2 ↑ L2 ↓ L6 ↓ L6 ↓ L3 ↓ L4 ↓ L3 ↓ L2 ↓ L3 ↓ L5 ↓ L4 ↓

L4 ↓ R1 ↑ L9 ↓ R1 ↑ L9 ↓ L5 ↓ L4 ↓ L5 ↓ L4 ↓ L5 ↓ R2 ↑ L9 ↓ R1 ↑ L5 ↓ L4 ↓ L3 ↓ L4 ↓ L3 ↓ L3 ↓ L2 ↓ L3 ↓ L10 ↑ R3 ↑ L10 ↓ R6 ↓ L10 ↓ R3 ↓ L10 ↓ L10 ↓ L9 ↓ R1 ↑ L10 ↓ L5 ↓ L4 ↓ L5 ↓

L4 ↓ L5 ↓ R2 ↑ L4 ↓ L4 ↓ L5 ↓ L9 ↓ L10 ↓ R3 ↓ L10 ↓ L9 ↓ L10 ↓ R3 ↓ R7 ↑ R6 ↓ L10 ↓ R3 ↓ L10 ↓ L10 ↓ L9 ↓ R1 ↓ L10 ↓ L9 ↓ L9 ↓ L5 ↓ L4 ↓ L5 ↓ L4 ↓ L5 ↓ R2 ↑ L9 ↓ R1 ↑ L5 ↓ L4 ↓ L3 ↓ L4 ↓ L3 ↓ L3 ↓ L2 ↓ L3 ↓

>>

Book: Mel Bay's Irish Session Tune Book p27

Source: Mel Bay's Irish Session Tune Book p27

Transcription: Transcription, slight arr., chords:Mike Long

John Kelly's

Reel

(Ireland)

Dm
(C)
Am
Dm
(C)
Am
Dm
(C)

L5 R2 R1 L9 L10 L9
L10 L9 R1 R1 R1
L5 R2 L9 L10 L9
L10 L9 R1 L10 L9
L5 R2 R1 L9 L10 L9

↑ ↑ L10 ↑ ↓ L10
↓ ↑ L5 L9 L5 L5
↑ ↑ L10 ↑ ↓ L10
↓ ↑ L5 L9 L10
↑ ↑ L10 ↑ ↓ L10

↓ ↑
↑ ↑
↑ ↑ ↑ ↑ ↓
↑ ↑ ↑ ↑ ↑
↓
↑ ↑
↑ ↑ ↑ ↑ ↓
↓ ↑
↑ ↑

Am
F
C
Am
Dm
Am
Dm

L10 L9 R1 L5
R3 L10 L10 L10
L9 L5 L5 L10 L9
L5 R2 L8 L9
L5 L5 L3 L4
L5 R2 L8 L9

↓ ↑ L5 L9 L5
↑ ↓ ↑ R6 L10
↑ ↑ L5 L9 L10
↑ ↑ L10 R1 R1
↑ ↓ L4 L4 L5
↑ ↑ L10 R1 R1

↑ ↑ ↑ ↑ ↑
↓ ↓ ↓
↑ ↓ ↓ ↓ ↑
↑ ↓ ↓ ↓ ↑
↓ ↓ ↓ ↓ ↓
↓ ↓ ↓ ↓ ↓
↓ ↑ ↑ ↑ ↑
↓ ↑ ↑ ↑ ↑

Am
Dm
Am
(G)
Dm
Am

L5 L5 L4 L3 L3 L4 L5
L5 R2 L10 L8 R1 L9 R1
L5 L5 L4 L3 L4 L5
L5 R2 L10 L8 R1 L9 R1
L5 L9 L5 L4 L3 L4 L5

↑ ↓ ↓ ↓ ↑ ↓ ↓
↑ ↑ ↓ ↑ ↑ ↑ ↑
↑ ↓ ↓ ↑ ↓ ↓ ↓
↑ ↑ ↓ ↑ ↑ ↑ ↑
↑ ↑ ↓ ↓ ↓ ↓ ↑ ↓ ↓

>>

Book: Music from Ireland Vol. 3
 Source: Music from Ireland Vol. 3
 Transcription: Transcription, chords: Mike Long

Johnny Allen's

Reel

The musical score is presented in three systems, each with a treble clef and a key signature of two sharps (D major). The time signature is common time (C). The first system contains the first two measures, with chords D, A, C, D, A, G, D, A, and G/D. The second system contains measures 3 through 6, with chords D, A, C, G, D, A, D, and D, A. The third system contains measures 7 through 10, with chords C, G, D, A, D, D, A, C, and G. Fingerings are indicated by numbers 1-5 and letters L (left hand) and R (right hand) with arrows showing the direction of the stroke. Some notes are marked with a tilde (~) for grace notes. A double bar line with repeat dots is used at the end of the second system. A double greater-than sign (>>) is placed at the end of the third system.

Source: Mark Boronkay

Discography: Seamus Creagh/Aidan Coffey

Transcription: Transcription, chords: Mike Long

Johnny has gone to France

Reel

(Ireland)

Chords: G D G C D G D

Fingerings: R6 R7 R6 L10 L5, L10 L9 L7 L5, R2 R6 R6 R6 L10 L5, L10 L9 R2 L9, R6 R7 R6 L10 L5, L10 L9 L7 L5, R2 R6 R6 R6 L10 L5 L9, R1 L5 L5, R2 R6 R6 R6 R7 R7 R6, R6 L10 L5 L7 L5 L5, R2 R6 R6 R6 R6 R7 R6, R6 L10 L5 L5 L5 L5, R6 R7 R6 R6 R6 R7 R6, R6 L10 L5 L5 L5 L5, R6 L10 L5 L5 L5 L5, R6 R7 R6 R6 R6 R7 R6, R6 L10 R1a L10 R6, R7 R7 R6 R6 R6 R7 R6, R6 L10 L5 L5 L5 L5, R6 L10 L5 L5 L5 L5

>>

Book: O'Neill's 1437

Krassen O'Neill's p138

Source: Galt Barber

My arrangement from various sources

Transcription: Transcription, arrangement, chords:Mike Long

Johnny Wilmot's fiddle

Reel

(Cape Breton)

The musical score is written on a single treble clef staff in the key of D major (two sharps) and 2/4 time. It consists of four lines of music. Above the staff, chords are indicated: Em, G, D, A, Em, G, D, A, Em, D, Em, D, D, A, Em, D, Em, Em, D, Em, D, Bm, Em, Em, D, Em, D, Bm, Em, G, D, A. Below the staff, detailed fingering instructions are provided for each measure, using letters R1-R9 and L1-L10 to denote finger positions on the right and left hands, with arrows indicating the direction of movement (up or down). Some measures include a '3' indicating a triplet. The score concludes with a double bar line.

>>

Source: SF Scottish Fiddlers Handout

Transcription: Transcription, chords: Mike Long

Johnny with the queer thing

The sailor on the rock

Reel

(Ireland)

The image shows a musical score for a reel in D major (one sharp) and common time. It consists of two staves of music. The first staff contains the first system, and the second staff contains the second system. Each system has five measures. Above the notes are chord symbols: D, G, D, D, G, 1 A G, 2 A D. Below the notes are fingering instructions using letters L (left hand) and R (right hand) with numbers 1-5 and arrows indicating finger direction. The first system includes a triplet in the second measure and a first ending bracket over the last two measures. The second system also includes a first ending bracket over the last two measures.

Book: Music from Ireland Vol. 3

O'Neill's 1294

Source: My arrangement from various sources

Transcription: Transcription: Trish O'Neil, arrangement, chords: Mike Long

>>

Johnny's wedding

Reel

(Ireland)

The musical score consists of three staves of music in G minor, 6/8 time. The first staff contains measures 1-6 with chords Gm, F, Gm, F, Gm, Gm. The second staff contains measures 7-12 with chords F, Gm, (Bb), D, Gm, Gm, F. The third staff contains measures 13-18 with chords Gm, D, Gm, Gm, F, Gm, (Bb), D, Gm. Fingerings are indicated by numbers 1-5 and letters L (left hand), R (right hand), and R3a (right hand 3rd alternative). Arrows indicate the direction of finger movement.

>>

Book: O'Neill's 1216

Source: O'Neill's 1216

Transcription: Transcription: Trish O'Neil, rearrangement, chords: Mike Long

The jolly weaver

Reel

(Ireland)

The musical score consists of three staves of music in treble clef, 4/4 time, with a key signature of one flat (B-flat). The first staff contains measures 1-8 with chords: Am, Am, G, F, G, Dm, Am, Am. The second staff contains measures 9-16 with chords: Am, G, F, G, Dm, Am, C, G, F, G. The third staff contains measures 17-24 with chords: Dm, Am, C, G, F, G, Dm, Am. Each measure includes a treble clef, a key signature of one flat, and a common time signature. Fingerings are indicated by numbers 1-5 above notes and arrows below. Trills are marked with '3'. Chords are written above the staff. The piece concludes with a double bar line and repeat dots.

>>

Book: O'Neill's 1459

Source: O'Neill's 1459

Transcription: Transcription:Bob Safranek, chords:Mike Long

The jug of punch

Reel

(Ireland)

The musical score consists of three staves of music in treble clef, 2/4 time, with a key signature of one flat (Bb). The first staff begins with a Dm chord and contains 16 measures. The second staff begins with an F chord and contains 16 measures, including a repeat sign. The third staff begins with an F chord and contains 16 measures, ending with a double bar line. Chords are indicated above the notes, and fingering instructions (L/R hand, finger number) are provided below the notes.

Staff 1: Dm Am C Dm
 L6 L3 L3 L3 L3 L4 L4 L5 L8 L5a L5a L5a L5 L5 L4 L3 L4 L3 L4 L3 L4

Staff 2: F C Dm Am F C Dm Dm Am
 L4 L4 L3 L3 L3 L4 L10 L10 L9 L5 L5 L4 L4 L3 L4 L3 L3 L3 L5 R2 L10 R3 R3 L10 L10 L10 L9 L5 L5 R1

Staff 3: F Am Dm Am F C F C Dm
 L5 L5 L9 L9 L10 R7 R6 L10 L8 L10 L10 R3 L10 L10 L9 L5 L9 R1 L5 L4 L5 L4 L4 L3 L3 L3

>>

Book: Krassen O'Neill's p160

O'Neill's 1542

Source: O'Neill's 1542

Transcription: Transcription, arrangement, chords: Mike Long

Julia Delaney

Reel

(Ireland)

Chords: Dm C Dm Dm C Dm C Dm

Chords: Dm | 1 C Dm | 2 Am Dm | F C

Chords: Bb Am F C Bb Am

Chords: 1 C Dm | 2 Am Dm

>>

Book: O'Neill's 1401

Source: Patti Walters, Galt Barber

Transcription: Transcription, arrangement, chords:Mike Long

The Killavil fancy

The farewell reel

Reel

(Ireland)

Chord symbols: G D C G D C G D C G D C G C D G C D G C D G C D

Fingering instructions: L3 L5 R1 L5 L5 R1 L5 L5 L4 L4 R1 L4 L5 L4 L3 L5 R1 L5 L5 R1 L5 L5 L4 L4 L3 L4 L7 L5 L5 R1 L10 L5 R1 L5 L5 L4 L4 R1 L5 L4 L5 L4 L3 L5 R1 L5 L5 R1 L5 L5 L4 L3 L2 L3 L5 L5 L5 L5 R1 L10 R6 L10 R1 L10 L5 R1 L5 R1 L10 R6 L10 R6 L10 R1 L5 R1 L5 L4 L3 L4 L5 R1 L10 L10 R6 L10 L10 R1 L10 R6 R7 R7 R7 R6 L10 R6 R7 R6 L10 R1 L5 R1 L5 L5

>>

Book: Bulmer and Sharpley

Ceol Rince 1 p82

Source: My arrangement from various sources

Discography: Pierre Schreyer - New Canadian Waltz

The Barra MacNeils - Traditional Album

Music at Matt Molloy's

Frankie Gavin & Alec Finn

Transcription: Transcription, arrangement, chords:Mike Long

Kilmaley

Reel

(Ireland)

System 1: G Am C D G
 L5 L3 L5 L4 L5 L3 L4 L5 R1 L5 L5 L4 L5 L5 L4 L5 L7 L5 L4 L5 L5 R1 L10 L10 R1 L5 L3 L5 L4 L5 L3 L4 L5 R1 L5 L5 L4 L3

System 2: C 1 D G 2 D G G Am
 L9 R1 L10 R6 L10 L10 L5 L5 L3 L10 L5 L5 R6 R6 L10 L10 L10 R6 R7 R7 L10 R7 L10 R6 L10 L9 R1 L10 R6 L10 R6 L10 L10 R6 L10 L10 R6 R7 R7 L10 R7 L10 R6 L10

System 3: Am D G C 1 D G 2 D G
 R7 R3a R7 R7 R6 R6 R6 L10 L10 L10 R6 R6 R6 L10 L9 R1 L10 R6 L10 L10 L5 L5 R6 L10 L5 L5 R6 L10 L5 L5 L7

>>

Source: Show the Ladies

Discography: Show the Ladies

Transcription: Transcription, chords: Mike Long

Kitchen girl

Reel

(USA)

A G D A A G E A G D A A E A

R7 R6 L10 L10 R1a L10 L10 R6 R7 R6 L10 L10 L5 R7 R6 L10 L10 R1a L10 L10 L10 R1a L5
 ↑ ↓ ↑ R6 L10 ↓ R1a ↑ R6 R7 R7 ↓ ↑ ↑ L8 ↑ ↓ ↑ R6 L10 ↓ R1a ↑ L8 ↑ R6 L10 ↓ L5
 ↑ ↑ ↓ ↓ ↓ ↑ ↓ ↓ ↓ ↑ ↑

C G Am Em Am G Am Am Em Am

R1a L9 L5 R1 L5 L4 L5 R1a L10 R6 L10 L9 R1a L9 L5 R1 L5 L4 R1a L9 R1a L9 L5 L5
 ↓ ↓ ↑ ↑ L5 L4 L5 ↑ L9 L10 ↑ ↑ L10 R1a ↓ ↓ ↓ ↑ ↑ L5 L4 L4 ↓ ↓ L5 ↓ ↑ L5 ↑

Source: robins~1.abc

Transcription: Transcription:Richard Robinson?,chords:Mike Long

>>

Kitty in the lane

Reel

(Ireland)

The musical score for 'Kitty in the lane' is presented in three systems. The first system contains two staves of music with chords D, C, C, D, C, C, D, and D above. The second system contains two staves with chords A, D, A, D, D, A, G, D, and A above. The third system contains one staff with chords G and D above. Each staff of music is accompanied by guitar tablature (L/R numbers with arrows) and a series of rhythmic flags (up and down arrows) indicating fingerings and strumming patterns.

>>

Book: Kerr's First p34

Source: Kerr's First p34

Transcription: Transcription, arrangement, chords:Mike Long

The knotted cord

Reel

(Ireland)

Am G Em G Am

L5 R1 L5 L4 L4 L5 R1 L10 R1 L10 L5 L5 L5 L4 L3 L4 L5 R1 L5 R2 L5 R1 L5 L5 R1 L5 L4 L4 L5 R1 L10 R1 L10

↑ ↑ ↑ ↓ ↓ ↑ ↑ L9 L10 ↓ R1 ↓ ↑ ↓ ↓ ↓ ↓ ↓ ↓ ↓ ↑ ↓ ↓ ↓ ↓ ↓ ↓ ↓ ↑ ↑ ↑ ↓ ↓ ↑ ↑ L9 L10 ↓ R1 ↑ ↓ ↓ ↑ ↑ ↑ ↑

G 1 Em G 2 Em Am G

L5 L9 R1a L10 R6 L10 R1 L5 R1 L5 R1 L10 R1 L5 L5 L10 R7 L10 R7 L10 R7 R3a R6 L10 L10 R6 R6 R6

↓ ↓ ↓ L10 R6 L10 ↓ ↑ L5 ↑ ↑ R2 ↓ ↑ L5 R1 L8 ↑ ↑ ↑ ↑ ↑ ↑ ↑ ↑ ↑ ↑ ↑ ↑ ↑ ↑ ↑ ↑ ↑ ↑ ↓ R7 ↓ R7 ↓ L10 ↑ R6 L10 R6 ↓ ↓ ↓ ↓ ↓ ↓ ↓ ↓

Am G 1 Em 2 Em G

R6 R6 R6 L10 L10 R7 L10 R7 L10 R7 R3a R6 L10 R1 L10 R7 R7 R6 L10 R1 L5 R6 L10 R1 R1 L5 R1

↑ ↓ ↓ ↓ ↓ ↓ ↓ ↓ ↑ ↑ ↑ ↑ ↑ ↑ ↑ ↑ ↑ ↑ ↓ R7 ↓ L10 ↑ ↓ R6 R7 ↓ ↑ ↓ ↓ ↓ ↓ ↓ ↓ ↓ ↑ L10 R1 L5 ↓ ↑ L10 ↑ ↑ R2 ↓ ↑ ↑ ↑ ↑

>>

Book: Pubscouts
 Ceol Rince 2 n229
 Source: Show the Ladies
 Discography: Show the Ladies
 Transcription: Transcription, chords:Mike Long

The Kylebrack rambler

Reel

APB Martin Hayes

Em Em D Em E A E D

E 1 A Em 2 A D E E D

A E B D 1 A 2 A

Source: Martin Hayes Concert- Santa Cruz 1999

Transcription: Transcription, chords:Mike Long

Lad O'Beirne's

Reel

Lad O'Beirne (Ireland)

Chords: G C G D G C G D G C G D G

Fingerings: L4, L3 L5 L5, L3 L5 R1 L5, L5 R1 R1 L5 L5 L5 L4 L5, L3 L5 L5 L7 L5 L5 R1 L10, L10 R6 R6 L10 R6 L10, L10 R1 L10 L5 R1, R1 L4 L4, L5 L4 L3 L2, L3 L4 L5 L5 R1 L10, L10 L5 L9 R1 L5 L5, L5, R1 L10 L10 L10, R6 R7 R6 R7 R6 L10, L3 L4 L5 L5 R1 L10, L10 L5 L9 R1 L5 L5, L10 R1 L5 R1 L10, R1 L4 L4 L5 L4 L3, R1 L10 L10 L10, R6 R7 R6 R7 R6 L10, L3 L4 L5 L5 R1 L10, L10 L5 L9 R1 L5 L5

Source: hnreel~1.abc mostly, + ricker~3.abc
 Discography: Arty McGlynn & Nollaig Casey: Lead the Knave
 Dervish: The Boys of Sligo
 Transcription: Transcription:Henrik Norbeck?, slight arr., chords:Mike Long

The lads of Leish

The lads of Leith

The lads of Laois

Reel

(Ireland)

Em D Em (C) G D Em

L4 L2 L2 L4 L5 L7 L4 L3 L6 L6 L3 L4 L7 L3 L5 L4 L4 L3 L4 L7 L5 L5 R1 L10 L10 L5 L7 L4 L2 L2 L4 L5 L7 L4

D Em G D Em Em D

L3 L6 L6 L3 L4 L7 L3 L4 R1 L4 L10 L5 L7 L3 L4 L7 L5 R1 L4 L4 L10 R1 R1 L10 R6 L10 L10 R6 R7 R6 R6 L10 L10 R6 L10

Em (C) D Em Bm/G C D

L9 R1a L10 L10 R6 L10 R6 R6 R6 R6 L10 L10 R1 L5 L7 L4 R1 L5 L10 R6 R6 L10 L10 R6 L10 L10 R1 L7

>>

Book: Ceol Rince 1, #192- Lads of Leith

Kerr's Fourth p13

Source: My arrangement from various sources

Transcription: Transcription, arrangement, chords: Mike Long

Lady Forbes

Reel

(Ireland)

The musical score for 'Lady Forbes' is presented in three systems, each with a treble clef, a key signature of one sharp (F#), and a common time signature (C). The music consists of eighth and sixteenth notes, often beamed together in groups. Above the notes, chords are indicated by letters: D, A, G, and D. Below the notes, detailed fingerings are provided using letters L (left hand) and R (right hand) with numbers 1-5, and 'a' for the thumb. Arrows indicate the direction of finger movement (up or down). The first system covers measures 1-6, the second system covers measures 7-12, and the third system covers measures 13-18, including a first and second ending. A double bar line with repeat dots is used to indicate the end of the piece.

>>

Book: O'Neill's 1411

Source: O'Neill's 1411

Transcription: Transcription, arrangement, chords: Mike Long

Lady from oceanside

Reel

James Kelly

The musical score is presented in three systems, each on a treble clef staff with a key signature of two sharps (D major) and a common time signature (C). The first system includes a first ending bracket over the final two measures. Chords are indicated by letters D, G, and A above the staff. Fingerings are indicated by numbers 1-5 and letters L (left hand) and R (right hand) with arrows showing the direction of the stroke. The second system continues the melody with similar chord and fingering notation. The third system concludes the piece with a final ending bracket. The notation includes various rhythmic values such as eighth and sixteenth notes, and rests.

>>

Source: from The Ring Sessions

Various web abc's

Transcription: Transcription, chords:Mike Long

The lady on the island

Reel

(Ireland)

The musical score consists of three staves of music in the key of D major (one sharp) and 4/4 time. Each staff begins with a treble clef and a key signature of one sharp (F#). The music is written in a single melodic line. Above the notes, chords are indicated: D, A, D, G, D, A, G, D, A in the first staff; D, G, D, A, G, D, A, D, G, D, A in the second staff; and D, A, D, A, D, G, D, A, G in the third staff. Below the notes, fingerings are indicated with letters R (Right hand) and L (Left hand) and numbers 1-5, along with arrows pointing up or down to indicate finger direction. The score concludes with a double bar line and repeat dots.

>>

Book: Fiddler's Fakebook (Same vsn.)

Source: Richard Darsie's web page

Discography: Chieftains 3 (?)

Mary Bergin- Traditional Irish Music- Shanachie (?)

Transcription: Transcription, chords:Mike Long

The lame fisherman The jolly clam diggers

Reel

(Ireland)

D A D G A D A D D A D

G A D A D D G D G A

D G D A D D G D G A D A D

The score consists of three staves of music in D major (two sharps). The first staff contains the melody and fingering for the first four measures of the first strain. The second staff contains the melody and fingering for the next four measures, including a repeat sign and a trill. The third staff contains the melody and fingering for the final four measures. Chord letters (D, A, G, F, R, L) and fingering arrows are provided below the notes. Trills are indicated by a '3' above the notes.

>>

Book: O'Neill's 1198

Kerr's Second p33 (Same vsn., but doubled...)

Source: O'Neill's 1198

Transcription: Transcription, minor arr., chords:Mike Long

The lane to the glen

The road to the glen

Reel

Ed Reavy

Chords: Dm G F F G Dm

Chords: F G 1 Dm F G Dm 2 Dm F G Dm

Chords: Dm C Dm F G Dm

Chords: C Dm F G Dm Dm C

Chords: Dm F G Dm C Dm F G Dm

>>

Book: The Collected Compositions of Ed Reavy

Source: Henrik Norbeck

Transcription: Transcription:Henrik Norbeck(?), chords:Mike Long

Larry Redican's 1

Reel
APB The Chieftains

Larry Redican (Ireland)

Chords: G G Em G G Em Em G D G

Chords: C G D G G C

Chords: D G C G C 1 D G 2 D G

>>

Source: Chieftains 9, Trk. 8
Discography: Chieftains 9, Trk. 8
Transcription: Transcription, chords:Mike Long

Larry Redican's 2

Reel

Chords: G, C, G, Am, D, G, C/A

Fingerings:
 L5 R1 R2 R1 ↓ ↑ L5 L5 L5
 L5 L9 R2 L9 ↑ ↑ L5 L5 L5
 L5 R6 R6 L10 L5 ↓ ↓ R6 L10 R1
 L5 R1 L5 L5 L7 ↑ ↑ ↑ ↓ L4
 L5 R1 R2 R1 ↓ ↑ L5 L5 L5
 L5 L9 R2 L9 ↑ ↑ L5 L5 L5

Chords: G, 1 D G, 2 D G, Em, D

Fingerings:
 L5 R6 R6 L10 L5 ↓ ↓ R6 L10 R1
 L5 L3 L5 L5 L3 L7 ↑ ↑ L7 ↓ ↑ L4
 L5 L3 L5 L5 L5 L10 ↑ ↑ L7 ↓ ↑ R1
 L10 L10 R6 R6 L10 L10 L10 R1a L10 R6 L8 R6
 ↑ ↓ L10 ↑ ↓ R6 R6 L10 L9 ↓ ↓ L10 L10 L10 L5
 ↑ ↑ ↑ ↑ ↓ ↓ ↓ ↓

Chords: Em, C, G, 1 D, 2 D

Fingerings:
 R2 R6 L8 R6 L10 L10 R6 R6 L10 L10 L10 L5 L5 L5 L9 R6 R7
 ↑ ↑ L10 L10 L10 ↑ ↓ L10 ↑ ↓ ↑ R6 L10 R1 ↓ ↑ R1 L10 R7 R7
 R6 L10 R1 R1 ↓ ↑ L10 L5 ↑ L10
 R6 L10 R1 R1 ↓ ↑ L10 L5 ↑ L5

>>

Book: Pubscouts

Source: Web abc

Transcription: Transcription:???, chords:Mike Long

Last night's fun

Reel

(Ireland)

D D A D G A D D A
 L10 L5 L3 L4 L5 R1 L5 L3 L3 L4 L7 R1 L5 L3 L5 R1a L10 R6 L10 R1 L10 R6 R6 L10 R6 L10 L10
 ↓ R1 ↑ ↑ L7 L3 L3 L3 ↑ ↑ L7 ↓ ↑ L5 ↑ ↑ L3 L9 L10 ↑ R6 L10 ↓ R1 L10 ↓ R6 R7 R6 ↓ L10 L10 ↑ L10 R6
 ↑ ↑ ↓ ↑ ↑ ↑ ↑ ↑ ↑ ↑ ↑ ↓ ↓ ↑ ↑ ↓ ↑ ↑ ↑ ↑ ↓ L10 L10 ↑ L10 R6
 ↑ ↑ ↓ ↑ ↑ ↑ ↑ ↑ ↑ ↑ ↑ ↓ ↓ ↓ ↓ ↑ ↑ ↓ ↑ ↑ ↑ ↑ ↓ ↑ ↓ ↓ ↑ ↑

D A G D D A D A G
 L10 R6 R7 R6 L10 R6 L10 L10 L5 L10 R6 R7 R6 L10 R6 L10 R6 R7 R6 R6 R6 R6 R6 L10 L9 R1a R1
 ↓ R6 ↑ R6 ↑ R6 R6 ↓ R1 R1 ↓ R6 ↑ R6 ↓ L10 L10 ↑ ↑ R6 ↑ ↑ R7 R7 L10 ↑ ↑ L10 ↓ ↓ L10
 ↑ ↑ ↑ ↑ ↓ ↑ ↑ ↑ ↑ ↓ ↓ ↑ ↑ ↑ ↑ ↓ ↓ ↑

Book: Bulmer & Sharpley 3
 Irish Traditional Music Session Tunes 3 p24
 Source: The First Month of Spring, John Vesey and Paul Brady ?
 My arrangement from various sources
 Discography: Noel Hill: The Irish Concertina ?
 Mary Bergin: Feadoga Stain ?
 Dervish: Playing with Fire ?
 The First Month of Spring, John Vesey and Paul Brady ?
 Transcription: Transcription, arrangement, chords: Mike Long

>>

Launching the boat

Reel

Francie Byrne

The musical score consists of three staves of music in the key of D major (one sharp) and 2/4 time. The first staff begins with a repeat sign and includes chords D, A, G, D, A, G, D, A, G. The second staff includes chords D, A, D, D, and Em. The third staff includes chords G, D, A, D, (A), D, A, D. Fingerings are indicated by numbers 1-5 and letters R (right hand) and L (left hand) with arrows showing the direction of the stroke. Some notes are marked with a tilde (~) for grace notes. A triplet of eighth notes is marked with a '3' above it in the second and third staves.

>>

Source: IrTrad, 27 Sep 1999, Juergen Gier

Transcription: Transcription: Juergen Gier ?, chords: Mike Long

Lawson's favourite Kennaw's reel

Reel

(Ireland)

The musical score is presented in three staves, each with a treble clef and a key signature of one sharp (F#). The time signature is common time (C). The first staff contains the first line of music, with chords D, C, D, C, D, D, and C indicated above the notes. The second staff contains the second line of music, including a first ending bracketed as '1 C D' and a second ending bracketed as '2 C D'. The third staff contains the final line of music, with chords C, D, D, C, D, and C indicated above the notes. Fingerings are indicated by numbers 1-5 and 3 for triplets. Rhythmic patterns are indicated by up (↑) and down (↓) arrows, often grouped in pairs or sets of four. Some notes have accents (^).

>>

Book: Ceol Rince 3 #126

Music of Corktown (as Lawson's)

Source: Ceol Rince 3 #126

Transcription: Transcription, chords: Mike Long

Leather buttons

Reel

(Ireland)

D (G) D A D G G A D (G)

L7 L3 L5 L3 R1 L3 L5 L3 L7 L3 L5 L7 L4 L4 L5 L7 L3 L5 L3 R1 L3 L5 L3 R1 L10 L10 L10 L5 L5 L7 L3 L5 L3 R1 L3 L5 L3

D A D G G A D D A D A

L7 L3 L7 L4 L4 L7 L3 L3 R1 L3 L3 R1 L10 R1a L10 L10 L10 R6 L10 R6 L10 R6 L10 L10 L10 R6 L10 R6 L10 R6

G A D A D A D G G A

R7 R6 R6 L10 L10 L9 R1a L10 R6 L10 L10 R6 L10 L10 R7 R6 L10 L10 R7 R6 R6 L10 L10 L9 L5 R1 L10 L10 L10 L5 L5

>>

Book: O'Neill's 1543

Source: O'Neill's 1543

Transcription: Transcription:John B. Walsh, chords:Mike Long

The Limerick lasses

Reel

(Ireland)

The musical score consists of four staves of music in the key of D major (one sharp) and 4/4 time. The first staff begins with a treble clef and a common time signature. Above the staff are chords: D, G, A, D, followed by a first ending bracketed '1 G D' and a second ending bracketed '2 G D'. Below the staff are fingerings: L10 L5 L7 L3 L4 L7, L5 L7 L5 L5 R1 L4 R1a, L10 L5 L7 L3 L4 L7, L5 R1 L5 L7 L3 L3 R1a, L5 R1 L5 L7 L5 L9 R1a. The second staff has chords D, A, G, D, G, A, D, D. Fingerings: L10 L10 R6 L10, R1a L10 R6 L9 L9 R1a, L10 R6 R7 R7 R7 R6, R6 R7 L10 R6 L10 R1a, L10 L10 R6 L10 L10. The third staff has chords A, G, G, A, D, D, D, A. Fingerings: R1a L10 R6 R6 R6 R7, R7 R1 R7 R1 R7 R7 R6, R6 R7 L10 R6 L10, L8 L10 L10 L10 L10, L8 L10 L10 R1a L10. The fourth staff has chords D, A, D, D, D, A, G, A, D. Fingerings: L5 R2 L10 L10 L10, L10 R6 R6 L10 R1, L5 R2 L10 L10 L10, L8 L10 L10 R1a L10, R6 R6 R1a R1a L5, R1 R1a R6 L10.

>>

Book: O'Neill's 1451

Source: O'Neill's 1451

Transcription: Transcription:Bob Safranek, chords:Mike Long

The Longford collector

Reel

The musical score is presented in three staves, each with a treble clef and a key signature of one sharp (F#). The time signature is common time (C). The chords and fingerings are as follows:

Staff 1:

- Measure 1: Chord G. Fingering: L5 L5 R1 L10 (down, up, up, down), L10 R6 (down, up, up).
- Measure 2: Chord Em. Fingering: L10 R1 (up, up), L10 L10 (up, down), R1 R1 (up, down).
- Measure 3: Chord G. Fingering: L5 L5 R1 L10 (down, up, up, down), L9 R1 (down, up).
- Measure 4: Chord Am. Fingering: L5 L9 L5 L4 L4 (up, up, up, down, down), R1 L5 L3 (up, down, up).
- Measure 5: Chord G. Fingering: L5 L5 R1 L10 (down, up, up, down), L10 R6 (down, up, up).
- Measure 6: Chord Em. Fingering: L10 R1 (up, up), L10 R6 (up, down).
- Measure 7: Chord D. Fingering: L10 R1 (up, up), L10 R6 (up, down).

Staff 2:

- Measure 1: Chord G. Fingering: R6 R7 R6 R6 L10 (down, down, up, up, down), R7 R6 L10 R1 (down, up, down, up, up).
- Measure 2: Chord Am. Fingering: L5 L9 R1 (up, up, up), L5 (down).
- Measure 3: Chord Em/C. Fingering: L4 L3 L4 (down, down, up).
- Measure 4: Chord G. Fingering: R6 R7 L10 R6 (down, up, down, up), R6 L10 (down, up).
- Measure 5: Chord Em. Fingering: L10 R1 (up, up), R1 (down).
- Measure 6: Chord D. Fingering: L10 L10 (up, up), R6 (up).
- Measure 7: Chord G. Fingering: R6 R7 R6 R6 L10 (down, up, down, up, down), R6 R7 L10 R1 (down, up, down, up, down).

Staff 3:

- Measure 1: Chord Am. Fingering: L5 L9 R1 L5 L5 L4 L4 (up, up, up, down, down, down).
- Measure 2: Chord G. Fingering: R6 R7 R6 L10 R6 (down, up, down, up, down), L10 (down).
- Measure 3: Chord Em. Fingering: L10 R1 R1 (up, up, up), L10 L10 (up, down).
- Measure 4: Chord D. Fingering: R6 R7 R7 R6 L10 R1 (down, down, up, down, up, down), R6 L10 (down, up).
- Measure 5: Chord G. Fingering: R6 R7 R7 R6 L10 R1 (down, down, up, down, up, down), R6 L10 (down, up).
- Measure 6: Chord Am. Fingering: L5 L9 R1 L5 (up, up, up, down).
- Measure 7: Chord Em/C. Fingering: L5 L4 L3 L4 (down, down, up, down).

>>

Book: Irish Traditional Music Session Tunes 2 n4

Ceol Rince 1 n184

Source: My arrangement from various sources

Discography: Michael Coleman

Davy Spillane: Shadow Hunter

Transcription: Transcription, arrangement, chords: Mike Long

The Longford tinker

The Furze bush

Reel

(Ireland)

The musical score is written in G major (one sharp) and common time. It consists of six systems of music, each with a treble clef staff. Chord progressions are indicated above the staves: Bm, A, D, G, and their inversions. Fingerings are indicated by numbers 1-5 and letters L (left hand), R (right hand), and R1a, R3a, R2, R4. Accents are placed over certain notes. A double bar line with '>>' is located on the right side of the third system.

Book: Irish Traditional Music Session Tunes 3 n49
Music from Ireland Vol. 3
Source: Music from Ireland Vol. 3
Transcription: Transcription: Mike Long

>>

Lucy Campbell

Reel

(Ireland, Scotland)

D D A D G D D

L5 L3 L3 L5 R2 R1 L5 L3 L7 L5 R1 L4 L4 L5 L3 L7 L5 R2 R6 R6 L10 L10 L5 L7 L5 L3 L3 L5 L3 L3 L5 R2 R1
 ↑ ↑ ↑ ↑ ↑ ↓ ↓ ↑ ↑ ↑ ↑ ↑ ↑ ↑ ↓ R1 ↑ ↑ ↑ ↑ ↑ ↑

D A D G D D D A

L5 L3 L7 L5 R1 L4 L4 L3 L4 L7 L5 R2 R6 R6 L10 L10 L5 L7 L5 L3 L3 L10 L5 R1 L10 R6 L10 L10 L5 R2 R1 L4 L4
 ↑ ↑ ↑ ↑ ↑ ↓ ↓ ↑ ↓ ↑ ↑ ↑ ↑ ↑ ↓ R1 ↑ ↑ ↑ ↑ ↑ ↓ R1 ↑ ↓ R6 ↑ ↑ ↓ R1 ↑ ↑ ↑ ↓ ↓

D A G D D Bm G D A G D

L5 L3 L5 R2 R6 L10 L5 L5 L3 L10 L5 L10 R6 L10 R1 R3 R1 L10 L5 L10 R6 L10 L5 L5 L3
 ↑ ↑ L7 ↑ ↑ L10 L10 ↓ R1 L7 ↑ ↑ L3 ↓ R1 R1 R6 L10 ↓ R1 ↓ R1 ↓ R1 ↓ R1 ↓ L10 L10 ↓ R1 L7 ↑ ↑ L3
 ↑

D D G D A G D D

R6 R7 R7 R6 L10 R6 R6 R7 L10 R7 R7 R6 L10 R6 R7 R7 R6 L10 R6 L10 L10 L5 L7 L5 L3 L3 R6 R7 R7 R6 L10 R6 R6
 ↑ ↑ ↑ ↑ ↓ L10 ↓ ↑ ↓ R6 ↑ ↑ ↑ ↑ ↓ ↓ ↓ ↑ ↑ ↑ ↓

D G G D G D D D A

R7 L10 R7 R7 R6 L10 R6 R6 L10 R6 R6 L10 L10 L5 L7 L5 L3 L3 L10 R6 L10 L10 L10 L10 R6 R7 R6 L10 R6 R6
 ↑ ↓ R6 ↑ ↓ ↓ ↑ R6 ↓ ↓ ↓ ↑ ↑ ↓ ↑ ↑ ↓

D G D D D A G D G D

L10 R6 R6 R6 L10 L5 L5 L3 L10 R6 R6 R6 R6 L10 L5 L7 L5 L3 L3 L10 R6 R6 R7 L10 R6 R6 R6 R6 L10 L10 L5 L3
 ↓ R6 L10 ↑ L10 ↓ R1 L7 ↑ ↑ L3 ↓ R6 L10 L10 L10 ↓ R6 L10 ↑ R6 R6 R6 R6 R6 R6 L10 L10 L5 L3
 ↑ ↑ ↑ ↑ ↑ ↑ ↑ ↑ ↑ ↑ ↓

>>

Book: Kerr's Third p4- 2 pt. Strathspey

Ceol Rince 2 n185

The Irish Fiddle book- very close to this vsn... perhaps nicer (because simpler)...

Source: Round the House

Discography: Bothy band: Live in concert

Round the House

Transcription: Transcription, chords:Mike Long

>>

Mackilmoyle reel

Reel

The musical score for 'Mackilmoyle reel' is presented in three staves. Each staff begins with a treble clef, a key signature of two sharps (F# and C#), and a common time signature (C). The music consists of eighth-note patterns. Above each staff, chords are indicated: D, A, D, D, G, D, A, D for the first staff; A, D, D, G, A, D, A for the second staff; and A, G, D, A, A, A, G, A, D for the third staff. Below the notes, detailed fingerings are provided using letters L (left hand) and R (right hand) with numbers 1-5 and 'a' for the thumb, and arrows indicating the direction of the stroke (up or down).

>>

Book: N.E. Fiddler's

The Portland collection

Transcription: Transcription, chords: Mike Long

Maggie's pancakes

The rainbow tune

Reel

Stuart Morison

The musical score is written in treble clef, D major (two sharps), and common time. It consists of three systems of music. Each system includes a staff of notes and a line of guitar chords and fingerings. The chords are: Bm, G, A, G, A, Bm, G, A, G, A, Bm, Bm, G, A, Bm, Bm, G, A, A, Bm. Fingerings are indicated by letters R (right hand) and L (left hand) with numbers 1-5 and 'a' for the thumb, and arrows for up and down strokes. The score includes a repeat sign in the second system and a final double bar line in the third system.

>>

Source: Various web abc's

Discography: Tannahill Weavers, "Dancing Feet"

Transcription: Transcription:??, minor arr., chords:Mike Long

The magpie's nest

Reel

(Ireland)

D G D A D | 1 G A | 2 A D | D G

L5 R2 L8 R1 L5 L5 R2 L5 L5 L7 L3 L7 L5 R1 L7 L7 L5 R1 L10 R6 L10 L8 R1 L10 R6 L10 R7 R7 R6 R6

↑ ↑ L10 ↑ ↑ L7 ↑ ↑ ↑ ↑ ↓ ↓ L4 ↑ ↑ L5 L5 L4 ↑ ↑ L10 ↑ L10 ↑ ↑ L10 ↑ ↓ L10 ↑ ↑ R6 ↓ ↓ L10 ↓ ↓

D A D G A D G D A G D A D

R6 R6 L10 L5 R7 R7 R6 L10 L5 R1 L10 R6 L10 R7 R6 R6 L10 R6 L10 L10 L5 L5 R1 L7 L5 L5 R1 L10 R6 L10

↑ ↑ L10 ↑ R1a ↑ ↑ R6 L10 R1 ↑ ↑ L10 ↑ L10 ↑ ↑ R7 ↓ ↑ R6 ↑ ↓ R6 ↑ ↓ R6 ↑ R1a L7 ↓ ↑ L5 ↑ ↑ L7 ↓ ↑ L10 ↑ ↓ L10 ↓ ↓

Book: O'Neill's 1365

Roche 1 n176

Source: O'Neill's 1365

Transcription: Transcription: Trish O'Neil, chords: Mike Long

>>

The maid behind the bar
 The green mountain
 The Cameronian
 Judy's reel

Reel

(Ireland)

D A D G A D A

L3 L4 L7 L5 L5 R1 L5 L7 L4 L3 L7 L5 L5 R1 L5 R1 L10 R6 L9 R1 L5 L9 R1a L10 R6 R6 R6 L10 R1 L5 L7 L5 R1 L5 L7 L4 L3

D G 1 A D 2 A D D

L7 L5 R1 R1 L10 R6 L9 L5 R1a R1 L5 L7 L7 L3 L5 L7 L7 L3 R7 R7 R6 L10 R6 R7 R6 L10

L7 L5 L5 L10 L9 L9 L10 L5 L7 L7 L3 L5 L7 L7 L3 L10 L10 L10 R6 R6 L10 L10 R6 R6 R7 R6 R6 L10 R6 L10 L10 L10 R6 L9 L5 R1a R1 L5 L7 L7 L3

L10 R6 R7 L10 R6 L10 L10 L10 R6 R6 R6 R7 R6 R6 L10 R6 L10 L10 L10 R6 L9 L5 R1a R1 L5 L7 L7 L3

>>

Book: Kerr's Fourth p16

Kerr's Second p25

O'Neill's 1205

Irish Traditional Music Session Tunes 2 p7

Source: My arrangement from various sources

Transcription: Transcription, arrangement, chords:Mike Long

Maid in the cherry tree

Reel

(Ireland)

The musical score consists of three staves of music in the key of D major (one sharp) and common time (C). The first staff begins with a repeat sign. Above the notes are chords: A, G, A, G, A, G, G, A. Below the notes are fingerings: R1a L10, L10 L8 L5 L7 L5, R1a L10, L10 L8 L5, R6 L10 R6 L10, L10 L8 L5 L7 L5, L9 R1a, L10 R1 R3 L9, L9 L5 L8. The second staff has chords: A, G, A, G, A, G, G, A. Fingerings: L10 R7 R7, R7 R7 R7 R6, L10 R7 R7 R6, L10 R6 L10 R6, L10 R7 R7, R7 R7 R7 R6, R6 L10 L10 L9, L9 L5 L8. A triplet of eighth notes is marked with a '3' and an upward arrow. The third staff has chords: A, G, A, G, G, G, (A). Fingerings: L10 R7 R7, R7 R7 R7 R6, L10 R7 R7 R6, R6 R7, R7 R6 R7 R6 R6, L10 R6 L10, L10 L10 R6 L9, L9 L5 L5. A double arrow '>>' is located to the right of the third staff.

Book: O'Neill's 1538

Source: O'Neill's 1538

Transcription: Transcription, minor arr., chords: Mike Long

The maid of Mt. Cisco

Reel

Am G Am

G/E G Am Am G Am G Em G

Am G Am G Em G Am G

Am Em G Am C G Am Em G Am

>>

Source: Richard Darsie's web page

Transcription: Transcription, chords: Mike Long

The maids Of Mitchellstown

Reel

(Ireland)

The musical score consists of two staves of music in the key of D major (one sharp) and common time (C). The first staff begins with a treble clef and a common time signature. Above the staff, chords are indicated: D, C, G, C, D, Am, followed by a first ending bracket containing G and C, and a second ending bracket containing C and D, ending with 'Fine'. Below the staff, fingerings are provided for each note, using letters L (left hand) and R (right hand) with numbers 1-5, and arrows indicating up (↑) and down (↓) strokes. The second staff continues the melody with chords D, Am, C, D, C, D, followed by a first ending bracket containing Am and D, and a second ending bracket containing G and C. Fingerings are also provided for this staff.

Book: O'Neill's 1410

Source: O'Neill's 1410

Transcription: Transcription:Bob Safranek, minor arr., chords:Mike Long

>>

The man from Bundoran

Reel

The musical score consists of three systems of treble clef notation in the key of D major (two sharps) and common time. The first system is marked with chords Em, A, and Em. The second system is marked with chords A and D. The third system is marked with chords A, D, and A. Each system includes a melodic line with various ornaments (accents and slurs) and a corresponding line of fingering instructions using letters R (Right hand), L (Left hand), and numbers 1-10, with 'a' indicating an accent. The notation includes a triplet of eighth notes in the second system.

>>

Source: Henrik Norbeck?

Discography: Four Men and a Dog: Barking Mad

Altan: Harvest Storm

John McHugh & Barry Carroll: The Long Finger

Transcription: Transcription:Henrik Norbeck(?), arrangement, chords:Mike Long

The man of the house

Reel

(Ireland)

The musical score consists of two staves of music in the key of D major (one sharp) and 2/4 time. The first staff contains the first 12 measures, and the second staff contains the remaining 12 measures. Chords are written above the notes, and fingerings are indicated by letters (L for left hand, R for right hand) and numbers (1-5) with arrows showing the direction of the finger movement.

Staff 1 Chords: Em G Em D Em G D A Em D C Em

Staff 2 Chords: Em D C D Em D C D G D G D A

Book: O'Neill's 1398

Source: O'Neill's 1398

Transcription: Bob Safranek, minor arr., chords: Mike Long



The maple leaf

Reel

The musical score for 'The maple leaf' is presented in three staves. Each staff contains a sequence of notes with corresponding chords and fingerings indicated below. The key signature is one sharp (F#) and the time signature is common time (C).

Staff 1: Chords: Em, G, D, Em, G, Am, Em, D, Em. Fingerings include L4, L4 L7 L5 L4 L4, R1 L5 R1 L5 L5 L4 L3, L4 L4 L7 L5 L7 L5 L5, R1 L10 R1 L9 R1 L5 L5, and L4 L7 L7 L5 L5 L4 L4.

Staff 2: Chords: G, D, Em, C, Am, Em. Fingerings include R1 L5 R1 L5 L5 L4 L3, R1 L10 R1 L5 L5 R1, L9 R1 L9 L5 L5 L4 L3, and R1 L10 L10 R6 R6 L10, R1 L10 R6 L10 R1 L5.

Staff 3: Chords: C, D, Em, C, Am. Fingerings include R1 L10 L10 R6, R7 R6 R6 L10 L5, R1 L10 L10 R6 L10, R1 L10 L10 R1, R7 R6 R6 R1, and L9 R1 L5 L5 L4 L3.

Source: Galt Barber

Transcription: Transcription, chords: Mike Long

Martin Wynne's

Reel

(Ireland)

The musical score is presented in three staves, each with a treble clef and a key signature of two sharps (F# and C#). The time signature is common time (C). The chords and fingerings are as follows:

Staff 1: Chords: Bm, A, Bm, D, Em, D, F#m, Bm, A, Bm, D. Fingerings: L7 R1 L7 L4 L7 (up, up, up, down, up, down); L3 L2 L3 L6 (up, up, up, down, up, down); L6 L4 L7 L3 (down, down, down, up, down, down); L7 L5 R1a L10 R1a L5 (up, up, down, down, down, down); L7 R1 L7 L4 L7 (up, up, up, down, up, down); L3 L2 L3 L6 (up, up, up, down, up, down).

Staff 2: Chords: Em, Bm, D, Em, D, Bm, A. Fingerings: L6 L4 L4 L7 L4 L3 L4 (down, down, down, up, down, up, down); L7 R1 R1 L5 R1 R1 L5 (up, up, up, up, up, up); L7 R1 L5 L7 L5 L7 L5 (up, up, up, up, up, up); R1 L10 R6 R6 L10 L10 (up, up, down, down, down, down); R6 R7 R6 L10 R6 L10 (up, up, up, up, up, up).

Staff 3: Chords: D, F#m, Bm, D, Em, D, Bm, A, D, A, Bm. Fingerings: L10 L5 R1 L5 L4 (down, down, up, up, down); L7 R1 L7 L5 L7 (up, up, up, up, up); R1 L10 R6 R6 L10 L10 (up, up, down, down, down, down); R6 R7 R6 L10 R6 L10 (up, down, up, up, down, up); L10 L5 L7 R1 R1 (down, up, up, up, up); R1 R1 L5 (up, up, down).

>>

Book: Irish Traditional Music Session Tunes 1 p18

Source: Irish Traditional Music Session Tunes

Transcription: Transcription, minor arr., chords: Mike Long

Mary Grace

Reel

(Ireland)

Am G Am C Am Am G Am

G Am G

1 C D 2 D C

Book: O'Neill's 1256

Source: O'Neill's 1256

Transcription: Transcription, slight arr., chords: Mike Long

>>

Mary of the grove

Reel

(Ireland)

The musical score consists of three staves of music in the key of D major (one sharp) and 4/4 time. The first staff contains measures 1-6 with chords Em, D, Em, D, Em, Em. The second staff contains measures 7-12 with chords D, Em, Bm, Em, Em, D. The third staff contains measures 13-18 with chords Em, G, A, Em, D, Em, G, A. Fingerings are indicated by numbers 1-5 and 9-10, and directions by arrows (up/down) and tilde symbols (~).

>>

Book: Music from Ireland Vol. 3 n15

Roche 1 n190

Source: Roche 1 n190

Transcription: Transcription, minor arr., chords:Mike Long

The mason's apron

Reel

The musical score is written in treble clef with a key signature of three sharps (F#, C#, G#) and a common time signature (C). It consists of three staves of music. Above the notes, chords are indicated: A, Bm, E, A, D, E, A, A, Bm, E, A, D, E, A. Below the notes, fingerings are indicated with letters L1-L10, R1-R7, and R1a-R3a, along with arrows pointing up or down. Some notes are grouped with a '3' indicating a triplet. The piece ends with a double bar line and repeat dots. To the right of the final staff, there is a double arrow symbol '>>'.

Book: Roche 1 n153

Kerr's First p23

O'Neill's 1343

Source: My arrangement from various sources

Transcription: Transcription, arrangement, chords:Mike Long

Master Crowley's

Reel

(Ireland)

Dm C Dm F C Dm C
 L6 L3 L6 L4 L3 L2 L1 L4 L6 L3 L3 L5 L4 L5 L5 L3 L3 L6 L3 L6 L4 L3 L2 L1 L4
 ↑ ↑ L3 ↑ L3 L3 ↓ ↑ L3 L3 L3 ↑ ↑ L3 ↓ L4 L4 ↓ ↓ L9 L4 L3 ↑ ↑ L3 ↑ L3 L3 ↓ ↑ L3 L3 L3
 ↑ ↑ ↑ ↑ ↓ ↓ ↓ ↓ ↑ ↑ ↑ ↑ ↑ ↓ ↓ ↓ ↓ ↓

Dm Bb C Dm Dm C Dm Bb
 L6 L3 L3 L2a L3 L4 L5 L9 L5 L4 L3 L3 L10 R7 R3a L10 L10 L10 L9 L5 L9 L10 L10 R7 R3a L10 L10
 ↑ ↑ ↑ ↑ ↓ ↓ ↓ ↓ ↓ ↑ ↓ ↓ R7 R3 R3 ↑ L9 ↑ ↓ ↑ ↑ L9 ↓ ↑ ↓ R3a L10 L10
 ↓

C Dm Dm C Dm F C (Dm)
 L9 L5 L5 L5 L5 L5 L3 L3 L10 R7 R3a L10 L10 L10 L9 L5 L9 L10 L3 L4 L4 L5 L5 L5 L5 L9 L5 L4 R1 L5 L4 L3 L3
 ↑ ↑ ↑ ↓ ↑ ↑ ↑ ↓ ↑ ↑ R7 ↑ R3 ↓ R3 ↑ L9 ↑ ↓ ↑ ↑ L9 ↑ ↑ ↓ ↓ ↓ ↓ ↓ ↓ ↓ ↓ ↓ ↓ ↓ ↓ ↓ ↓

Book: The Irish Fiddle Book
 Pubscouts (=Mel Bays Irish Session Tune Book)
 Mel Bays Irish Session Tune Book
 Source: Pubscouts
 Transcription: Transcription:?, chords:Mike Long

>>

Matt People's

Reel

The image shows a musical score for a reel in G major, 2/4 time. It consists of two staves of music. The first staff has a key signature of one sharp (F#) and a common time signature (C). The second staff also has a key signature of one sharp (F#) and a common time signature (C). The music is written in treble clef. The score includes two first endings and a second ending. Chords are indicated above the notes, and fingerings are indicated below the notes. The first staff has chords: Am, G, Am, G, Am, G. The second staff has chords: G, Am, G, Am, Am, G, Em, G. Fingerings are indicated by numbers 1-5 and letters L (left hand) and R (right hand) with arrows indicating up and down strokes.

Source: Henrik Norbeck?

Discography: Molloy, Peoples, Brady

Transcription: Henrik Norbeck(?), chords: Mike Long

>>

Maude Miller

Reel

(Ireland)

The musical score for 'Maude Miller' is presented in three systems, each with a treble clef staff and guitar tablature below. The key signature is G major (one sharp) and the time signature is common time (C). Chord diagrams are placed above the staff lines.

System 1: Chords D, C, D, A, D, D. Tablature includes notes like L10, L5, L7, L3, L7, R1a, L4, R1, L4, L10, R1, L4, L10, L5, L7, L5, L3, L7, L3, L10, R1a, L10, L10, L10, L5, L7, L5, L3, L7.

System 2: Chords C, D, A, D, D, C, D, A, D, C. Tablature includes notes like L4, R1, L10, R1, L10, L5, L7, L3, L3, L10, R1a, L10, R6, L10, R6, L10, R6, R7, R6, L10, R7, R6, R6, L10, R6, L10, R6, L10, R6.

System 3: Chords D, A, D, C, D, A, D, A, A. Tablature includes notes like R7, R6, R6, L10, R6, L10, R6, L10, R6, L10, R6, L10, R6, L10, R6, R6, R6, R7, R6, R6, L10, R6, L10, R1a, L5, R2, L10, L10, L10, R1a, R6, L10.

>>

Book: O'Neill's 1204

Source: O'Neill's 1204

Transcription: Transcription:Trish O'Neil, chords:Mike Long

McDermot's reel

All the way to Birmingham

Reel

Chords: G C G D G C G C D G G G C D G

Fingerings: L3, L3 L5 L5 L7 L5, R1 L10, L10 L10 L10 R1 L5, L5 L5 R1 L10 R1 L5, L5 R1 L5 L5 L4 L3, L3 L5 L5 L7 L5 R1 L10, L10 L10 L10 R6 R7, R7 R6 R6 R7 R6 L10, L10 L5 R1 L5, R2 L10 R6 R6 R6 R6 R7, R7 R6 R7 R6 L10 R1 L5, L5 R1 L10 R1 L5, L5 R1 L5 L5 L4 L3, L10 R6 R6 R6 R6 R7, R7 R6 R7 R6 L10 R1 L5, L5 L5 R1 L10 R1 L5, L5 L5 L7 L5 L5

>>

Source: Richard Darsie's web page
 Transcription: Transcription, chords: Mike Long

The merry blacksmith

Paddy on the railroad

Ike Forrester's reel

The boys of the lake

Policeman's cap

Reel

(Ireland)

D A D A D G A D A

D A D G A D D (A) D A

D G A D (A) D A D G A D

>>

Book: Kerr's Second p32

Kerr's Third p4

O'Neill's 1509

Source: O'Neill's 1509

Transcription: Transcription:rearrangement, chords:Mike Long

Michael Rilly's Twilight at Portroe The dawn

Reel

(Ireland)

G C D G C G C D G C D G

L2 L2 L2 L3 L4 L4
↓ ↑ L3 ↓ ↓ L5
↑ ↑

L3 L7 L7 L5 R1 R1
↑ ↑ L5 ↓ ↑ L10
↑ ↑ ↓ ↓

L9 L10 L10 L5
↑ ↑ L10 ↓ R1 R1
↑ ↓ ↓ ↓

L9 L5 L5 L5 L5 L3
↑ ↑ R1 ↑ ↓ L4
↑ ↓ ↓ ↓

L2 L3 L3 L4 L4
↑ ↑ L2 ↓ ↓ L5
↑ ↓ ↓ ↓

L3 L7 L7 L5 R1 R1
↑ ↑ L5 ↓ ↑ L10
↑ ↑ ↓ ↓

C G

1 D G 2 D G

G G C

L9 L10 L10 L5 R1
↑ ↑ L10 ↓ R1 ↑ ↑

L5 L9 R1 L5 R1 L5 L5
↑ ↑ ↑ ↑ ↓ ↓

L5 L9 R1 L5 R1 L5 L5
↑ ↑ ↑ ↑ ↓ ↓

R1 L10 L10 L10
↑ ↓ R1 ↑ R1 ↓ R1
↑ ↑ ↑

L5 R1 R1 L5 L4 L5 L4
↓ ↑ ↑ ↑ ↓ ↓ ↓ ↓

G C C D G G C G C D G

L3 L2 L3 L4 L7 R1
↑ ↓ L2 ↓ ↑ L5
↑ ↑ ↓ ↓

L9 L10 R6 R6 R6 L10
↑ ↓ L10 ↓ ↓ R6
↑ ↑ ↓ ↓

R1 L10 L10 L10
↑ ↓ R1 R1 R1
↑ ↑ ↑ ↓

L5 R1 L5 L4 L4
↓ ↑ R1 ↑ ↓ L5
↑ ↓ ↓ ↓

L3 L2 L3 L4 L7 R1
↑ ↓ L2 ↓ ↑ L5
↑ ↑ ↓ ↓

L9 L10 L9 R1 L5
↑ ↑ L10 ↑ ↓ L5
↑ ↑ ↓ ↓

>>

Book: Music from Ireland Vol. 3

Source: Music from Ireland Vol. 3

Discography: Matt Molloy & Sean Keane: Contentment is Wealth.

De Dannan: Mist Covered Mountain.

Transcription: Transcription, chords: Mike Long

The milliner's daughter

Up stairs in a tent

Reel

(Ireland)

See also: Paddy Canny's

Chords: G D G D G G F

Fingerings (Staff 1):
 L5 R1 L3 L5 R1 | L5 R2 R6 L9 L5 | L5 R1 L3 L5 R1 | L9 L5 L7 L5 R1 L5 L5 | R2 R6 L10 R6 | L10 R3 L10 R3

Chords: G D G D D F

Fingerings (Staff 2):
 L10 R6 R6 | L10 R1a L10 L10 L9 | R2 R6 R7 R7 | L10 R1a L10 L10 R6 | R7 R6 R6 L10 R1a | L10 R1a L10 R3 L9

Book: O'Neill's 1180

Roche 1 n179

Source: O'Neill's 1180

Transcription: Trish O'Neil, minor arr., chords: Mike Long

>>

The mills are grinding

The custom gap

Reel

(Ireland)

The musical score is presented in three systems on a treble clef staff with a common time signature (C). The first system contains the first line of music with chords: Dm, Am, Dm, Dm, (F), C, G, Dm. The second system contains the second line of music with chords: Am, Dm, Dm, C, Dm, Dm, C, Dm, Am, Dm, C. The third system contains the third line of music with chords: Am, Dm, Dm, C, Dm, Am, Dm, followed by a first ending (1) with chords C, Dm and a second ending (2) with chord C. Fingerings are indicated by numbers 1-5 and letters L (left hand), R (right hand), and R6 (right hand thumb). Accents are shown as tilde (~) over notes. Trills are indicated by a '3' over a note. The bottom of each system features a sequence of fingerings with arrows indicating the direction of the finger stroke (up or down).

>>

Book: Roche 1 n146

O'Neill's 1379

Source: My arrangement from various sources

Transcription: Transcription, arrangement, chords: Mike Long

Miss Betsy Robertson Molly Malone

Reel

(Scotland, Ireland)

Arr. Kerr's

Chords: G Am D G D G G C G D C

Rhythmic patterns (up/down arrows) are provided for each measure of the melody.

Arr. O'Neill's

Chords: G Am D G (C) D G G

Rhythmic patterns (up/down arrows) are provided for each measure of the melody.

>>

- Book: Kerr's Second p15
- Source: 1 Kerr's Second p15
- 2 O'Neill's 1468
- Transcription: 1 Transcription, chords:Mike Long
- 2 Transcription:Bob Safranek, chords:Mike Long

Miss Galvin

Reel

The image shows a musical score for the reel 'Miss Galvin'. It consists of three staves of music in the key of D major (one sharp) and 2/4 time. The first staff contains the first two measures, the second staff the next two measures, and the third staff the final two measures. Above each staff are chord diagrams for D, A, D, D, Em, G, A, D, A, D. Below the notes are guitar tablature instructions using numbers 1-10 and letters R (right hand) and L (left hand) with arrows indicating finger direction. Some measures include a '3' indicating a triplet. The score ends with a double bar line and the word '(fin)' above the final notes.

>>

Source: Richard Darsie's web page
 Transcription: Transcription, chords:Mike Long

Miss McLeod's

Reel

(Scotland, Ireland)

A E A

L5 R7 R6 L10 R7 R1a R1a R1a R1a L5 R7 R6 L10 R7 R1 R1 L5 R1 L10 L9 L5 R7 R6 L10 R7 R1a R1a R1a L10

D E A

R6 R3a L10 L10 R3a R7 R6 L10 L9 L10 L9 L5 L9 R1a L10 L5 L9 R1a R1a R1a R1a L5 R1a R2 L5 R1a

E A D E

R1 R1 L5 R1 L10 L9 L5 L9 R1a L10 L5 L9 R1a R1a R1a L10 R6 R3a L10 L10 R3a R7 R6 L10 L9 L10 L9 R1 R1 L5 R1 L10 L9 L5 L9 R1a L10 L5 L9 R1a R1a R1a L10

Arr. Roche

A E A

L5 R7 R3a L10 R7 R1a R1a R1a R1a L5 R7 R3a L10 R7 R7 R7 R3a L10 R1a L5 R7 R3a L10 R7 R1a R1a R1a L10

D E A

R6 R3a L10 L10 R3a R7 R6 L10 L9 L10 L9 L5 R1a R2 L5 R1a R1a R1a R1a R1a L5 R1a R2 L5 R1a

E A D E

L9 L9 L5 R1 L10 L9 L5 R1a R2 L5 R1a R1a R1a R1a L10 R6 R3a L10 L10 R3a R7 R6 L10 L9 L10 L9 L9 L9 L5 R1 L10 L9 L5 R1a R2 L5 R1a R1a R1a R1a L10 R6 R3a L10 L10 R3a R7 R6 L10 L9 L10 L9 R1a R1a R1a L10

Book: O'Neill's 1418

Roche 1 n148

Source: 1 Richard Darsie's web page

2 Roche 1 n148

Transcription: Transcription, arrangement(?), chords:Mike Long

>>

Miss Monaghan

Reel

(Ireland)

The image displays a musical score for the reel 'Miss Monaghan'. It consists of two systems of music. The first system contains three staves of music, and the second system contains two staves labeled 'B repeat alternative'. Each staff includes a treble clef, a key signature of two sharps (F# and C#), and a common time signature (C). Above the notes, chord symbols (D, G, A) are placed. Below the notes, detailed fingering instructions are provided using letters L (left hand), R (right hand), and R1 (right hand thumb), with numbers 1-5 and 'a' for accidentals. Upward arrows indicate finger presses, and downward arrows indicate finger releases. Some notes are grouped with a '3' and a slur, indicating a triplet. The first system ends with a repeat sign and a double bar line. The second system also ends with a repeat sign and a double bar line. A double right-pointing arrow (>>) is located to the right of the second system.

Book: O'Neill's 1312

Roche 1 158- first two parts only

Fiddler's Fakebook- first two parts only

Ceol Rince 3 n93- first two parts only written out multiple times...

Source: My arrangement from various sources, mostly O'Neill's 1312

Discography: Round the house

Transcription: Transcription, arrangement, chords:Mike Long

Miss Patterson

Reel

(Ireland)

Em (G) D Em C D Em Em (G)

L2 L4 L4 L2 L4 L4 L7 L3 L3 L3 L3 L2 L4 L4 L2 L4 L4 L7 L3 L3 L4 L4 L2 L4 L4 L2 L4 L4

↑ ↓ L6 ↑ ↓ L5 ↑ ↑ ↑ ↑ ↑ ↑ ↑ ↓ ↓ ↑ ↓ L6 ↑ ↓ L5 ↑ ↓ L6 ↑ ↓ L5 ↑ ↓ L6 ↑ ↓ L5 ↑ ↓ L5 ↓ ↓ ↑ ↑

D D G D Em Em D

L7 L3 L6 L3 L6 L3 L7 L3 L3 L7 L5 L3 L5 R1 L5 R1a L10 L5 L7 L4 L4 L10 R7 R6 R7 R6 L10 R6 L10 L10 L10 L10

↑ ↑ ↑ ↑ ↑ ↑ ↑ ↑ ↑ ↓ ↓ ↑ ↑ ↓ ↓ ↓ ↓ ↓ ↑ ↓ R6 ↑ ↓ R7 ↓ R7 ↓ R7 ↓

Em D Em Em (C) D G D Em

L10 R7 R7 L10 L10 R1a L7 L4 L4 L10 R7 R7 R6 L10 R6 L10 L10 L10 L10 L8 L5 R1a R1a R1 L5 L7 L7 L4 L4

↑ ↓ R6 R6 R6 ↓ ↓ L10 ↓ ↓ ↑ ↓ R6 ↑ ↑ R6 ↑ ↓ R7 R7 R7 ↓ ↓ L9 ↓ L10 L10 ↑ ↑ L10 ↓ ↓

>>

Book: O'Neill's 1407

Krassen O'Neill's

Ceol Rince 3 n180

Source: O'Neill's 1407

Transcription: Transcription:Bob Safranek, chords:Mike Long

Miss Wallace

The moving bog

Reel

(Ireland)

The musical score consists of three staves of music in G major, 4/4 time. The first staff contains the first two measures, the second staff contains measures three through five, and the third staff contains measures six through eight. Chords are indicated above the notes, and fretting diagrams are provided below the notes. The score includes triplets and various rhythmic patterns.

Staff 1: Chords: G, D, G, (C), D, G, D. Fretting diagrams: L3 ↑, L5 R1 ↓, L7 L5 ↑, L5 L5 ↓, L7 L7 ↑, L3 L7 ↑, L3 L3 ↑, L3 L3 ↑, L3 L5 ↑, L7 L5 ↓, L5 L9 ↑, L10 ↓, R1a ↓, L10 L10 ↓, L9 L9 ↑, L5 R1 ↓, L7 L7 ↑, L3 L7 ↑, L3 L3 ↑, L4 L4 ↑.

Staff 2: Chords: G, (C), D, G, D, G. Fretting diagrams: L3 L5 ↑, L5 L7 ↓, L5 L5 ↑, R1 L9 ↑, L10 ↓, L10 R6 ↓, L10 L9 ↑, L5 L5 ↓, R2 R6 ↑, R6 R6 ↓, R6 R7 ↓, R7 R6 ↓, R6 L10 ↑, R6 L10 ↓, L5 L5 ↓, R2 R6 ↑, R6 R6 ↓, R6 R6 ↓, R6 R6 ↓.

Staff 3: Chords: D, G, D. Fretting diagrams: R7 R6 ↓, R7 R6 ↓, R6 L10 ↑, L10 ↓, R6 R6 ↓, R6 R7 ↓, R7 R6 ↓, R6 R6 ↓, L10 L10 ↓, R6 R6 ↓, R7 R6 ↑, R6 L10 ↓, L10 L10 ↓, R1a ↓, L10 L10 ↓, R6 L10 ↑, L5 L5 ↓, R6 R6 ↑, R6 L9 ↓.

>>

Book: O'Neill's 1452

Ceol Rince 1 n130

Music of Corktown n59

Source: O'Neill's 1452

Transcription: Transcription:Bob Safranek, minor arr., chords:Mike Long

Molly put the kettle on Polly put the kettle on

Reel

(Ireland)

The musical score consists of three staves of music in treble clef, 4/4 time. The first staff contains measures 1-6 with chords Am, G, Am, G, E, Am, Am. The second staff contains measures 7-12 with chords G, Am, G, E, Am, G, Am. The third staff contains measures 13-18 with chords G, Am, G, Am, (C), Am, E, Am. Fingerings are indicated by numbers 1-5 and letters R (right hand) and L (left hand) with arrows showing the direction of the stroke.

>>

Book: Roche 1 n196

O'Neill's 1363

Source: O'Neill's 1363

Transcription: Trish O'Neil, minor arr., chords: Mike Long

Money musk

Monymusk

Reel

(Ireland, Scotland)

The image shows two staves of musical notation for a reel. The key signature is two sharps (F# and C#) and the time signature is common time (C). The first staff contains the first line of music, with chords A, D, A, E, A, D, E, A written above the notes. Below the staff are fretting instructions: R6 (up), L10 L8 R1a L5 (up, up, down, up), R2 L5 R2 R6 (down, up, up, up), L10 L8 R1a L5 L9 R1a L10 R6 (up, up, down, up, down, down, down, up), L10 L8 R1a L5 R1a L10 L10 R7 (up, up, down, up, down, down, up, up), and R6 L10 R1 L10 R1a L5 L5 (up, down, up, up, down, up, up). The second staff contains the second line of music, with chords A, A, E, A, D, E, A written above the notes. Below the staff are fretting instructions: R3a (down), R7 L10 R6 R7 L10 R7 R1a R7 (up, up, up, up, up, up, down, up), R7 L10 L10 R7 R1a R7 R1 R3a (up, up, down, down, down, up, up, down), R7 L10 R6 R7 L10 R7 R1a R7 (up, up, up, up, up, up, down, up), and R6 L10 R1 L10 R1a L5 L5 (up, down, up, up, down, up, up).

Book: Kerr's Second p14 (as a Strathspey...)

Fiddler's Fakebook

NE Fiddler's- (3 pt reel)

Source: My arrangement from various sources

Transcription: Transcription, arrangement, chords:Mike Long

>>

The morning dew

The hare among the heather

Reel

(Ireland, Scotland)

Em Em D Em G D Em Em D

L4 L4 R1 L7 L4 R1 R1 L5 L3 L3 L4 L4 R1 L7 L9 R1a R1 L5 L3 L3 R1 L10 R6 L10 L9 R1a R1 L5 L3 L5
 ↓ ↓ R1 L5 L3 ↓ ↑ L4 ↑ ↑ L7 ↓ ↓ L10 ↑ ↑ L7 ↑ ↑ L9 L9 R1 ↓ ↓ L10 ↑ ↑ L7 ↓ ↓ L10 ↑ ↑ L7

Em G D Em Em D G D

R1 L10 R6 L10 L10 L10 L5 L3 L5 R1 L10 R6 L10 R1 L10 L5 L3 L5 L9 R1a L10 R6 L10 L10 L10 L5 L7
 ↑ ↑ L9 L9 R1 ↓ R1a R1 ↑ ↑ L7 ↑ ↑ L9 L9 R1 ↑ ↓ R1 ↑ ↑ L7 ↓ ↓ L10 R6 L10 R1a ↓ R1a R1 L3 L5

Em Em D Em 1 G D 2 D

R1 L5 L7 L7 L5 R1 L5 R1 L5 L3 L5 R1 L5 L7 L7 L5 L9 R1a R1 L5 L3 L5 L9 R1a R1 L5 L3
 ↑ ↑ L5 L4 L5 ↑ ↑ L5 ↑ ↑ L7 ↑ ↑ L5 L4 L5 ↓ ↓ L10 ↑ ↑ L7 ↓ ↓ L10 L5 L7

>>

Book: Kerr's Fourth

Source: My arrangement from various sources

Discography: Mulvahill- The Morning Dew

Transcription: Transcription, arrangement, chords: Mike Long

The Morpeth rant

Reel

(England)

The musical score for 'The Morpeth rant' is presented in three staves. The key signature is one sharp (F#) and the time signature is common time (C). The first staff begins with a treble clef and a key signature of one sharp. The melody is written in a single line with various rhythmic values and rests. Above the notes, chords are indicated: D, G, A, D, (G), A, D. Below the notes, detailed fingering is provided using letters L (left hand) and R (right hand) with numbers 1-10 and 'a' for artificial harmonics. Some notes are marked with a '3' indicating a triplet. The second staff continues the melody with chords G, A, D, A, D, D, G. The third staff concludes the piece with chords A, D, D, G, A, D. The score includes repeat signs and a double bar line at the end.

>>

Book: New England Fiddler's Repertoire

Fiddler's Fakebook

Source: My arrangement from various sources

Transcription: Transcription, arrangement, chords:Mike Long

The mountain lark

Reel

(Ireland)

The musical score for 'The mountain lark' is presented in three staves. Each staff contains a line of music in treble clef with a key signature of one sharp (F#) and a common time signature (C). Above the notes are chord symbols: Bm, D, Em, and G. Below the notes are detailed fingering instructions using letters L (left hand) and R (right hand) with numbers 1-5 and arrows indicating finger direction (up/down).

Staff 1: Chords: Bm, Bm, D, Em, D, Em, Bm. Fingerings include sequences like L3 R1 L5 R1 L10 R6 and L10 L10 L10 L8 L7 L3 L7.

Staff 2: Chords: Bm, D, Em, D, Em, Em, D, Em, G. Fingerings include sequences like L10 L10 L10 L8 L7 L7 and L4 R1 R1 L10.

Staff 3: Chords: D, Em, Em, D, Em, G, D, Em. Fingerings include sequences like R6 L10 R6 L10 L10 and L10 R1 R1 L10 R6 L10.

>>

Book: O'Neill's 1243

Source: O'Neill's 1243

Transcription: Transcription: Trish O'Neil, minor arr., chords: Mike Long

The mountain road

Reel

(Ireland)

D (G) D A D (G) G A D (G) D A
 L7 L5 R1 L7 L7 L7 L5 L4 L7 L4 L7 L5 R1 L7 L7 L5 L7 L4 L7 L4 L7 L5 R1 L7 L7 L7 L5 L4 L7 L4
 ↑ ↑ L7 ↑ ↑ L5 ↑ ↑ L7 ↓ ↑ L3 ↑ ↑ L7 ↑ ↑ L5 ↓ ↓ L5 ↓ ↑ L3 ↑ ↑ L7 ↑ ↑ L5 ↑ ↑ L7 ↑ ↑ L3 ↓ ↓ L3

D (G) G D D (A) D A D (A) G A
 L7 L5 R1 L7 L7 L5 R1 L10 R6 L10 L10 L10 L5 L7 R2 R1a L10 R6 R6 L10 L10 L5 L7 L5 L4 L3 L4 L3 L3
 ↑ ↑ L7 ↑ ↑ L5 ↑ ↑ L10 ↓ ↓ L10 ↓ ↓ R1a R1 ↑ ↑ L5 ↑ ↓ L10 ↑ R7 L10 ↓ R1a R1 ↑ ↑ L5 ↓ ↓ L7 ↓ ↑ L2 ↑ ↑

Book: Robin Williamson

Source: Denis Murphy and Friends: Traditional Irish Music

Discography: Sharon Shannon ?

Denis Murphy and Friends: Traditional Irish Music

Transcription: Transcription, chords: Mike Long

>>

The mountain rose

Reel

(Ireland)

The musical score is presented in three systems, each on a single treble clef staff with a key signature of one sharp (F#) and a common time signature (C). The first system contains six measures with chords Am, G, Am, Em, G, and Am. The second system contains six measures with chords G, Am, G, Em, Am, and G. The third system contains six measures with chords Am, C (D), G, Am, G, Em, and Am. Fingerings are indicated by numbers 1-5 for the right hand and letters L, R, and 8 for the left hand. Upstrokes are marked with upward arrows and downstrokes with downward arrows. Trills are marked with a tilde (~) and triplets with a '3' over the notes. A double bar line with repeat dots is used in the second system. A double greater-than sign (>>) is placed at the end of the third system.

Book: Krassen O'Neill's p161

O'Neill's 1549

Source: O'Neill's 1549

Transcription: Transcription:John B. Walsh, slight rearrangement, chords:Mike Long

The mouth of the Tobique

Reel

(Canada)

Chords: G D G D G D G D C D G D G G C G C G D G D G

Fingerings: L3 L7, L5 L7 L5 L10 L10, R1 R1 L3 R1, L5 R1 L7 L7 L7, L5 L5 L9 L10 L4, L5 L7 L5 L10 L10, R1 R1 L3 R1, L5 R1 L7 L7 L7, L5 R1 L5 L7 L5, R2, R6 R6 R7 L10 R3, R6 L10 L10 R6, L10 L5 L7 L3 L7, L5 L5 L9 L10 R6, L5 R1 L7 L7 L7, L5 R1 L5 L7 L5, R6 L10 L10 R6, L10 L5 L7 L3 L7, L5 L5 L9 L10 R6, R6 R6 R7 L10 R3, R6 L10 L10 R6, L10 L5 L7 L3 L7, L5 L5 L9 L10 R6, L3 L7 L5, L7 L5 L5 R1 L9 L5 L7 L3, L5 L5 R1 L9 L10 L3 L7, L5, L7 L5 L5 R1 L9 L5 L7 L3, L5 R1 L5 L7 L5

>>

Book: The Portland Collection

Source: Pubscouts...

My arrangement from various sources

Transcription: Transcription, arrangement, chords: Mike Long

The moving bogs

Reel

(Ireland)

See also: Miss Wallace

Chord progression: G D G C D G

Chord progression: D G D G G D G D

Chord progression: G D G D G D Em C D

Footwork instructions: L5 L4 L3 L4 L5 L4 L5, L5 L3 L7 L3 L3 L7 L3, L5 L4 L3 L4 L5 R1 L10, L10 R6 R1 L5 L5 R1 L5, L5 L4 L3 L4 L5 L4 L5, L5 L3 L7 L4 L3 L5 L3 L7 L4 L3, L5 L4 L5 R1 L10, L10 R6 L10 L5, R2 R6, R6 R7 R7 R7, R6 R7 R7 R6 R7 R6 L10, R6 R7 R7 R6 R7, R6 R7 R7 R7, R6 R7 R7 R7, R6 R7 R7 R7, L10 L10 L10 R1, R6 L10 R1 L5 L9 R1, R6 L10 R1 L5 L9 R1, R6 L10 R1 L5 L9 R1

>>

Book: Ceol Rince 3 n120

Source: Ceol Rince 3 n120

Transcription: Transcription, chords:Mike Long

The moving cloud

Reel

The musical score is presented in three systems, each with a treble clef and a key signature of one flat (Bb). The time signature is common time (C). The first system includes chords: F, C#, F, Dm, Bb, F, C, Bb, F, C#, F, Dm. The second system includes chords: Gm, Bb, C, F, C, F, F, Gm. The third system includes chords: Bb, C, F, Gm, Bb, C, F. Fingerings are indicated by numbers 1-5 above or below notes, and directions (up/down) with arrows. Some notes have accents (~) or slurs.

Source: ricke~11.abc ?

Transcription: Transcription:?, Chords:Mike Long

>>

Music in the glen

Reel

(Ireland)

The musical score is presented in three systems, each with a treble clef and a key signature of three sharps (F#, C#, G#). The time signature is common time (C). The notes are written in a rhythmic style typical of Irish reels. Above the notes, chords are indicated by letters: A, D, A, E, A, D, E, A, A, A, E, A, A, E, A, D, E. Below the notes, fingerings are indicated by letters (L, R) and numbers (1-5) with arrows showing the direction of the finger movement.

System 1: A D A E A
 System 2: D E A A A E A
 System 3: A E A A E D E

>>

Book: O'Neill's 1183

Source: O'Neill's 1183

Transcription: Transcription:Trish O'Neil, chords:Mike Long

The musical priest

Reel

(Ireland)

The musical score is presented in three staves, each with guitar chords and fingerings. The key signature is two sharps (F# and C#), and the time signature is common time (C). The chords are: Bm, A, Bm, A/F#, Bm, D, A, Bm, D, A, F#m, D, A, Bm, G, A, Bm, Bm, A, Bm, A, Bm.

Staff 1: Chords: Bm, A, Bm, A/F#, Bm, D. Fingerings: R1 ↑ L5 ↑, L7 ↑ R1 ↑ L5 ↑ L5 L10 ↓, R1a L5 L10 L9 ↓ L9 R6 R1a L5 ↓, L7 ↑ R1 ↑ L5 ↑ L5 L10 ↓, R1a L9 L7 R1 ↓ L5 ↓ ↑, L9 ↓ R1a ↓ L10 L10 L10 ↓.

Staff 2: Chords: A, Bm, D, A, F#m, D, A. Fingerings: R1a L5 L5 R6 L5 R2 L5 ↓ L9 R2 ↑ ↑ ↑ ↓ ↑, R2 L10 L10 L10 ↓ R1a ↓ R6 ↑ L10 ↓, R1a L5 L5 L7 R1 L9 R1a ↓ L9 ↓ ↑, L10 L10 L10 L10 ↓ R1a R6 ↑ L10 ↓, R1a L5 L5 R6 L5 R2 L5 ↓ L9 R2 ↑ ↑ ↓ ↑.

Staff 3: Chords: Bm, G, A, Bm, Bm, A, Bm, A, Bm. Fingerings: R2 R1a R1a L10 R7 ↓ L9 ↓ ↓, R7 R6 ↓ ↑ ↑, L10 R1a R1 ↑ L10 L10 ↓ ↓, L9 ↓ R1a ↓ ↓, L10 R1 R7 R6 ↓ ↑ R1 R7 R7 ↑ ↑ ↑ ↓ ↓, R7 L10 L5 L10 ↑ R6 R1a R1a R1a ↑ ↑ ↓ ↓ ↓, L10 R1 R7 R6 ↓ ↑ R1 R7 R7 ↑ ↑ ↓ ↓ ↓, R7 L10 L9 ↓ ↑ R6 R1a ↓ ↑ ↑ ↓ ↓.

>>

Book: Irish Traditional Music Session Tunes
 Source: Irish Traditional Music Session Tunes
 Transcription: Transcription, chords:Mike Long

Mutt's favourite

Reel

Jerry Holland (Cape Breton)

The musical score consists of two staves. The first staff shows the fiddle melody with a treble clef, a key signature of one sharp (F#), and a common time signature (C). The melody is composed of eighth and sixteenth notes. The second staff shows the guitar accompaniment with a treble clef, a key signature of one sharp, and a common time signature. It includes a double bar line with repeat dots. Chords are indicated above the staff: Am, G, Am, tr, C/E, G, Am, G. Fingerings are indicated by numbers 1-4 (L for left hand, R for right hand) and arrows (↑ for upstroke, ↓ for downstroke).

Book: Jerry Holland's collection of fiddle tunes
 Source: Jerry Holland's collection of fiddle tunes
 Transcription: Transcription, chords:Mike Long

>>

My Maryanne

Reel

(Ireland)

The musical score for 'My Maryanne' is presented in three staves. Each staff contains a line of music with chords written above and fingerings indicated by letters (R, L) and numbers (1-5) with arrows showing the direction of the stroke. The first staff has chords C, G, C, F, G, C. The second staff has chords Dm, G, C, F, G, Am, Dm. The third staff has chords G, Am, Dm, G. The music includes various rhythmic patterns, including triplets and slurs, and is set in a common time signature.

>>

Book: O'Neill's 1194

Source: Martin Hayes Concert- Santa Cruz 1999

Transcription: Transcription, minor arr., chords: Mike Long

My sweetheart Jane

Reel

(Ireland)

The musical score consists of three staves of music in G major (one sharp) and 2/4 time. Each staff contains a sequence of notes with corresponding chords and fingerings indicated below.

Staff 1: Chords: G, C, D, G, C, D, G, C. Fingerings: L3 L5 L5 L7, L5 R2 L10, L10, L8 R1 L9 L5, R2 R1 L9 L5, L3 L5 L5 L7, L5 R2 L10, L10, R6 L10, L5 R1 L5 L5 L7, L3 L5 L5 L7, L5 R2 L10, L10.

Staff 2: Chords: D, G, C, D, G, G, D. Fingerings: L8 R1 L9 L5, R2 R1 L9 L5, L3 L5 L5 L7, L5 R2 L10, L10, R6 L10, L5 L5 L5 L5, R2 R6 R6 R6 R6 R7 R6, R6 L10, L10, R6 R7 R6, L10, L10, R6, L9, L10, R6.

Staff 3: Chords: G, C, D, G, D, G, C, D (G). Fingerings: L10 R6, R6 R7, R6, L10 R6, R6 R7, R6, R6 L10, L5 R1 L5, R2 R6, R6, R7, R6 L10, L10 R6, R7, R6 L10, L10, R6 L10, L5, L5 L5, L10, R6, R6, L9, R2, L9, L10, R6, L9, L5, L5.

>>

Book: O'Neill's 1546

Source: O'Neill's 1546

Transcription: John B. Walsh, chords: Mike Long

Nellie O'Donovan

Kate Kelly's fancy

Twin Katy's reel

Reel

(Ireland)

G D G D G D D C G G D G D

G D D C G D C D D C

D C G D C D D C G

>>

Book: O'Neill's 1394 -Nellie O'Donovan

O'Neill's 1207 -Kate Kelly's fancy

Krassen O'Neill's 2 p131

Kerr's Second p 29 -Twin Katy's reel

Source: O'Neill's 1394

Transcription: Bob Safranek, chords:Mike Long

Never was piping so gay

Reel

Ed Reavy

G
D
G
D
C
G
G
D

L2 L2 L5 L10
L9 R7 L10 L5 L5
L5 R1 L3 R1
L5 L7 L5 L9 L5
L5 R1 L3 R1
L10 L10 R1a L10
R6 L10

↓ ↑ L3 R1 R1
↑ ↑ R6 L9 L7
↓ ↑ L5 L5 L5
↑ ↑ L7 ↑ ↑ R1
↓ ↑ L5 L5 L9
↓ R6 L10
↓ L10 R6

↑ ↓ ↑ ↓ ↑
↑ ↓ ↑ ↑ ↑
↓ ↓ ↓ ↓ ↓
↑ ↑ ↑ ↑ ↑
↓ ↓ ↓ ↓ ↑
↓ ↓ ↓
↓ ↓ ↑

G
1 D C
2 D G
G
G
D
G

R6 L10 R1a R1
L7 L5 L7 L5 L4 L2
L7 L5 L7 L5 R1
R6 L10 R1a R1
L3 L5 L10 L9 L5 L5
L5 R1 L5 L5 L9

↓ ↓ ↓ L10 L5
↑ ↓ L5 ↓ ↓ L3
↑ ↓ L5 ↓ ↑ L10
↓ ↓ ↓ L10 L5
↑ ↓ R1 ↑ ↑ L7
↓ ↑ R1 R1 R1

↓ ↓ ↓
↑ ↑ ↑
↑ ↓ ↓
↑ ↑ ↓
↑ ↓ ↓
↑ ↓ ↓
↑ ↓ ↓

G
D
G
G
D
G
C
1 D G
2 D C

L10 L10 R1a L10
R6 L10 R1a R1
L3 L5 L10 L9 L5 L5
R1 L5 L9 L5
R1 L10 L5 L5 R1
R1 L10 L5 L5 L4 L2

↓ R6 L10 ↓ L10 R6
↓ ↓ ↓ L10 L5
↑ ↓ R1 ↑ ↑ L7
↑ ↓ L5 ↑ ↑ L5
↑ ↓ L9 ↓ ↑ L10
↑ ↓ L9 ↓ ↓ L3

↓ ↓ ↓
↓ ↓ ↑
↑ ↓ ↓
↑ ↓ ↓
↑ ↓ ↓
↑ ↓ ↓
↑ ↓ ↓

>>

Source: Henrik Norbeck

Discography: Stockton's Wing: Light in the Western Sky

Transcription: Transcription:Tommy McCarthy ?, chords:Mike Long

The new copperplate

Reel

The musical score is presented in three staves, each with a treble clef and a key signature of one sharp (F#). The time signature is common time (C). The chords and fingerings are as follows:

- Staff 1:** Chords: G, Am, Am, D, G. Fingerings: L5 R2 R1 R2, L5 R2 R1 L7 L5, L5 R2 L9 L5 R2, L5 R2 L9 L5 L7 L5, L5 R2 R1 R2, L5 R2 R1 L7 L5.
- Staff 2:** Chords: Am, C, Am, D, G, Am. Fingerings: L5 R1 L9 L10 L10 R6 L10, R7 R6 L10 L9 L5 L7 L5, R6 R7 R6 L10, R6 L10 L9 R1 L5 L8, L10 R7 R7 R6 R7 R6 L10.
- Staff 3:** Chords: C, D, G, Am, C, 1 C D, 2 Am D. Fingerings: R7 R6 L10 R1a L10, R6 R7 L10 R6, R6 L10 R1 L5, L5 R1 L10 L10 R6, R7 R6 L10 R1a L10, R7 R6 R1 L9 L5 L5.

>>

Source: hnreel~1.abc

"Cooking With Turf" xerox

My arrangement from various sources

Discography: Tommy Keane & Jacqueline McCarthy: The Wind among the Reeds (?)

Shaskeen: Music for Set Dances

Transcription: Transcription, arrangement, chords: Mike Long

The new Custom house

Reel
APB Martin Hayes

Dm Am F G Dm Am F G Dm Am



F G Dm Am C Dm Dm Am C



Dm Am Dm Dm Am C



Dm (Am/F) C Dm



>>

Source: Martin Hayes Concert- Santa Cruz 1999
Transcription: Transcription, chords:Mike Long

The new-mown meadows

The threepenny bit

Reel

(Ireland)

Chords: Dm Am D C Dm

Chords: Am C G C G D C

Chords: G D C G D C C G C

>>

Book: Joyce, P. W.; "Old Irish Folk Music and Songs"

O'Neill's 1367

Source: O'Neill's 1367

Transcription: Transcription:Trish O'Neil, minor arr., chords:Mike Long

The nine points of roguery

The black mare of Fanad

Reel

(Ireland)

The image displays a musical score for a reel in the key of D major (one sharp) and 4/4 time. It consists of three staves of music. Above the notes, chords are indicated: D, A, D, D, A, G, A, D, A on the first staff; D, D, A, D, C, G, D on the second staff; and D, A, G, A, C, G, D, D, A, D on the third staff. The score includes triplets and repeat signs. Below the notes, detailed fingering is provided using letters L (left hand), R (right hand), and numbers 1-5. Upward arrows (↑) indicate finger lifts, and downward arrows (↓) indicate finger presses. A double arrow (⇕) indicates a double lift. The score concludes with a double bar line and repeat dots.

>>

Book: Irish Traditional Music Session Tunes (3 part)

Fiddler's Fakebook

Ceol Rince 2 n264

Source: Richard Darsie's web page

Transcription: Transcription, chords:Mike Long

Nora O'Neill

Reel

(Ireland)

C C G C F G C C
C G C F G C C C G C
G C C C G F G C

R6 R6 R6 R6 L10 L10 L9 L10 R6 R7 R6 L10 R3 L10 L10 R6 R6 R6 R6 L10 L10 L9 L10 R3 R7 R6 R3 L10 L9 R6 R6 R6 R6 L10 L10
R6 R7 L10 R3 L10 R3 L10 R6 R7 R3 L10 R3 R7 R3 L10 L9 L5 R1 R1 L9 L10 L5 L9 L10 R3 L10 L8 R1 R1 L9 L10
R1 R7 R6 R3 L10 L9 L5 R1 L4 R1 L5 L9 L10 L5 L9 L10 R3 L10 R7 R6 R3 L10 L10 L9 R1 R7 R6 R3 L10 L9

>>

Book: Krassen O'Neill's p142

O'Neill's 1453

Source: O'Neill's 1453

Transcription: Bob Safranek, chords: Mike Long

Octopus' pipes

Reel

The image shows a musical score for a reel titled "Octopus' pipes". It consists of two staves of music in treble clef, 4/4 time. The first staff contains the first six measures, and the second staff contains the remaining six measures. Above the notes, chords are indicated: G, D, G, G, D, C, D, G, F, C in the first staff; and G, F, C, G, F, C, G, F, C in the second staff. Below the notes, specific fingerings are provided for each measure, using letters L1-L10 and R1-R10 with arrows indicating up and down strokes. A triplet of eighth notes is marked with a "3" in the fourth measure of the first staff.

Source: Midi found on the web...

Transcription: Transcription, chords:Mike Long

>>

O'Keefe's reel

Tom Billy's reel

Speed the plough

Reel

See also: The magpie's nest

D G D A D G A D G D A

L10 L8 R1 L5 R1 L5 L7 L4 L7 L4 L7 L5 L5 R1 L5 R1 L10 L10 R6 L10 L8 R1 L5 R1 L5 L7 L4 L7 L4

↓ ↑ ↑ ↑ L7 ↑ ↑ L7 ↓ ↑ L3 ↑ ↑ L7 ↓ ↑ L5 ↑ ↑ L10 R6 L10 ↓ ↑ ↓ ↓ ↑ ↑ ↓ ↓ ↑ ↑ ↑ ↑

D G A D D G A D

L7 L5 L7 L5 R1 L5 L5 R1 L10 R6 L10 R6 R7 R7 R6 R7 R6 L10 R6 L10 L10 L10 R1 L10 R6 R7 R7 R6 R7 R1

↑ ↑ ↑ ↓ ↑ ↓ ↑ ↑ ↓ L10 ↑ ↓ L10 ↑ ↑ ↑ ↑ ↑ ↓ R6 ↓ ↑ R6 ↓ ↑ L10 ↓ ↑ ↑ ↑ ↑ ↑ ↑

G/E A D G A D G A D

L5 R1 L10 R6 L10 R6 R7 R7 R6 R7 R6 L10 R6 L10 L10 L10 R1 L5 L7 L5 L7 L5 R1 L5 L5 R1 L10 R6 L10

↑ ↑ ↓ L10 ↑ ↑ L10 ↑ ↑ ↑ ↑ ↑ ↑ ↓ R6 ↓ ↑ R6 ↓ ↑ L10 ↑ ↑ ↑ ↑ ↓ ↑ ↓ ↑ ↑ ↓ L10 ↑ ↓ L10 ↓

>>

Book: Ceol Rince 3 n92

Source: Richard Darsie's web page

Transcription: Transcription, chords: Mike Long

The old bush

Reel

(Ireland)

The musical score is presented in three systems, each with a treble clef and a key signature of one sharp (F#). The first system consists of six measures with chords Am, D, Am, D, Am, and D. The second system consists of six measures with chords D, Am, D, Am, Am, and D. The third system consists of six measures with chords D, Am, Am, Am, D, and D. Each system includes a treble clef, a key signature of one sharp, and a common time signature. Fingerings are indicated by numbers 1-5 above or below notes. Chords are indicated by letters (Am, D) above the staff. A double bar line with repeat dots is used in the second system. A first and second ending bracket is used in the third system. A triplet of eighth notes is marked with a '3' above it in the third system.

Am D Am D Am D

1 D Am | 2 D Am | Am Am Am D

D Am Am Am D D 1 D Am | 2 D

>>

Book: Ceol Rince 1 n105

Transcription: Transcription, chords: Mike Long

Old French

Reel

(Canada)

The musical score for 'Old French' is presented in three staves. Each staff contains a melodic line in treble clef with a key signature of two sharps (D major) and a common time signature. The music includes triplets and repeat signs. Above the notes, chords are indicated: D, G, D, A, G, D, A, D, G on the first staff; D, A, G, D, A, D, A, G on the second staff; and A, A, G, A on the third staff. Below the notes, detailed fingering instructions are provided using letter notation (L for left hand, R for right hand) and numbers (1-5) with arrows indicating the direction of the stroke.

>>

Book: NE Fiddler's n127

Fiddler's Fakebook

Source: NE Fiddler's n127

Transcription: Transcription, chords:Mike Long

The old grey gander

Reel

(Ireland)

Am G Am (C) | 1 G | 2 G Am | Am

L4 L5 R1 R1 R1 L5 L5 L9 R1 L5 L4 R1 L9 L10 R6 R6 L10 R1 R1 R6 L10 R1 R1 L5 R7 L10 R7 L10
 ↓ ↑ L5 L9 L5 ↑ ↓ L5 R1 L10 ↑ ↓ L5 ↑ ↓ L10 ↓ ↑ L10 L9 L5 ↓ ↑ L10 ↑ ↑ L5 ↑ ↑ R7 R6
 ↑ ↑ ↑ ↑ ↑ ↓ ↑

G Am G Am Am G Am (C) G Am

L10 L5 L10 R7 L10 R7 R7 R6 L10 R1 R1 L5 R7 L10 R7 L10 L10 L5 L10 L4 L5 R1 L9 L10 R6 R6 L10 R1 R1 L5
 ↓ R1 R1 L10 ↑ ↑ R7 R7 ↓ ↓ L10 ↑ ↑ L5 ↑ ↑ R7 R6 ↓ R1 R1 L10 ↓ ↑ L5 ↑ ↓ L10 ↓ ↑ L10 ↓ ↑ L10 ↑ ↑ L5
 ↑ ↓ ↓ ↓ ↓ ↑ ↑ ↑ ↑ ↓ ↓ ↑ ↑ ↓ ↓ ↓ ↑ ↑ ↑ ↑ ↓ ↓ ↓ ↑ ↑ ↑ ↑ ↑ ↑

Book: Krassen O'Neill's p122

O'Neill's 1345

Source: O'Neill's 1345

Transcription: Transcription: Trish O'Neil, chords: Mike Long

>>

The old torn petticoat

Reel

The musical score consists of four staves of music in G major (one sharp) and 4/4 time. The chords and fingerings are as follows:

Staff 1: Am G Am G Am Am G
 L5 ↑ R1 ↑ L9 R1 L5 L4 ↓ L5 R1 R2 R1 ↓ L9 R1 L5 L4 L5 L5 L5 L5 L5 L5 L9 R1 L5 L4 L5 R1 R2 R1

Staff 2: Am G Em Am Am G Em Am G Am
 L9 L5 L5 L5 L5 L3 L4 L5 L5 L5 L5 L5 L9 L10 R6 R6 L10 R7 R6 L10 R1 R1 L9 L10 R6 R6 L10 L10 R7 R6 L5

Staff 3: Am G Em Am G Em Am Am G Em
 L9 L10 R6 R6 L10 R7 R6 L10 R1 R1 L9 L5 L5 L5 L5 L3 L4 L5 L5 L5 L5 L5 L9 L10 R6 R6 L10 R7 R6 L10 R1

Staff 4: Am G Am G (Em) Am G Em Am
 L9 L10 R6 R6 L10 L10 R7 R6 R6 R7 R6 R6 L10 L10 L10 L10 R1 R1 L9 L5 L5 L5 L5 L3 L4 L5 L5 L5

>>

Source: My arrangement from various sources (?)

Transcription: Transcription, arrangement, chords: Mike Long

The otter's holt

Reel

Junior Crehan (Ireland)

The musical score is presented in three staves. Each staff contains a line of music in treble clef with a key signature of one sharp (F#) and a common time signature (C). Above the notes are chord symbols: Bm, A, Bm, A, Bm, Bm, A, D, A, F#m, Bm, D, D, A, D, D, A, Bm, A, Bm. Below the notes are detailed fingering instructions using letters L (left hand) and R (right hand) with numbers 1-7, and arrows indicating the direction of finger movement (up or down). Some notes have a tilde (~) above them, indicating a grace note. The score concludes with a double bar line.

>>

Book: In Bulmer and Sharpley as "the Aughdarra" (sic)

Source: My arrangement from various sources

Discography: Tommy Peoples, Donegal (fiddle) Demo tape - 197?

Music at Matt Molloy's.

Bothy Band: "Old Hag You Have Killed Me" 3rd tune in the "Music in the Glen" Set

Transcription: Transcription, arrangement, chords: Mike Long

Ould Mike

Reel

(Ireland)

The image shows a musical score for the reel 'Ould Mike'. It consists of two staves of music in treble clef, 4/4 time. The first staff has a key signature of one sharp (F#) and a common time signature. The second staff has a key signature of one sharp (F#) and a common time signature. The score includes two first endings and two second endings. Chords are written above the notes, and fingerings are indicated by numbers 1-5 and letters L (left hand) and R (right hand) with arrows indicating direction.

Staff 1:

- Chords: Am, Dm, E, Am
- First Ending: 1 E Am E
- Second Ending: 2 E Am G

Staff 2:

- Chords: C, G, C
- First Ending: 1 G C G
- Second Ending: 2 E Am E

Book: Kerr's Fourth p21

Source: Kerr's Fourth p21

Transcription: Transcription, chords: Mike Long

>>

Our highland cousins

Reel

(Ireland)

The image shows a musical score for a reel titled "Our highland cousins". It consists of two staves of music in treble clef, 4/4 time. The first staff contains the first line of music, and the second staff contains the second line. Above the notes are chord symbols: G, F, G, C, F, G, G, F. Below the notes are detailed fingering instructions using letters R (Right hand) and L (Left hand) with numbers 1-5 and arrows indicating up and down strokes. The second staff has chords G, F, G, G, F, G, F, G and corresponding fingering instructions.

Book: O'Neill's 1400

Source: O'Neill's 1400

Transcription: Transcription:Bob Safranek, chords:Mike Long

>>

Over the bridge to Peggy

Reel

(Ireland)

The musical score is written on a treble clef staff with a key signature of one sharp (F#) and a common time signature (C). It consists of three staves of music. Above the notes, chords are indicated: D, G, A, and D. Below the notes, fingerings are indicated with letters L (left hand) and R (right hand) and numbers 1-10, along with arrows pointing up or down to indicate finger direction. The first staff contains 16 measures, the second staff contains 16 measures, and the third staff contains 16 measures. The final measure of the third staff is marked with a double bar line and a repeat sign.

>>

Book: O'Neill's 1234

Source: O'Neill's 1234

Transcription: Trish O'Neil, chords: Mike Long

Over the moor to Maggie

Reel

The musical score consists of six systems of notation, each with a treble clef and a key signature of one sharp (F#). The time signature is common time (C). The chords and fingerings are as follows:

- System 1:** Chords: G, C, G, Am, Am, D. Fingerings: L3 L4 L7, L5 L5 L5 R1 L5 R1 L10, L10 R6 R6 L10 L10 R1 L5 L5, L4 L5 L5 L5 L5 R1 L5 L5, L4 L5 L5 L5 L5 L9 R1 L5.
- System 2:** Chords: G, C, G, C, Am, D, G. Fingerings: L5 L5 L5 R1 L5 R1 L10, L10 R6 R6 L10 L10 R1 L5 L5, L4 L5 L5 L7 L5 L5 L5 L4, L3 L5 L5 L7 L5.
- System 3:** Chords: G, D, C, G, Am, (C), D. Fingerings: R6 R7, R7 R7 R6 R7 R7 R7 R6, R6 R6 L10 L10 R1 L10, L10 R7 R7 R6 R7 R7 R7 R6, L10 R7 R7 R6 R7 R6 R7.
- System 4:** Chords: G, D, C, G, C, Am, D, G. Fingerings: R7 R6, R7 R6, R6 R7 L10 L10 L10, L10 R6 R6 R7 L10, L10 R6 R6, L10 R6 R6 R6, L10 L9 L10 R1.
- System 5:** Chords: C, G, Am, Am, D, C, G, Am, G, C, G. Fingerings: L9 L9 R1 L5, L4 L5 L5 R1 L5, L4 L5 L5 L5 R1 L10, L10 L9 L10 L10, L9 L5 R1 L5, L4 L5 R1 L5 L5.
- System 6:** Chords: C, G. Fingerings: L4 L5 L5 L7 L5, R1 L10, L4 L5 L5 L7 L5.

>>

Source: My arrangement from various web ABCs

Discography: Oisín: Over the Moor to Maggie

Music at Matt Molloy's.

Transcription: Transcription, arrangement, chords: Mike Long

Over the waterfall

Reel/Polka

(USA)

System 1: D A D D A D D A
 L10 R6 R7 R6 R6 R6 L10 L10 R1 L5 R2 L10 R6 R7 R6 R6 R6 L10 L10 L10 L10 R6 R7 R6 R6 R6 L10
 ↓ ↑ ↑ ↓ ↑ ↑ ↓ ↑

System 2: D C | 1 G | 2 G | D G D D A
 L10 R1 L5 L5 L9 L9 R1 L5 L5 L5 L5 L7 L5 L5 L7 L5 L5 R1 R1 L5 R1 L5 L7 L5 L5 R2 R1a L10
 ↓ ↑ ↑ ↑ R1 ↑ ↑ ↑ ↑ ↓ ↓ ↓ ↓ ↑ L5 ↑ ↑ ↑ ↑ ↑ ↑ L5 L7 ↑ L5 ↑ ↑ ↓ L10 ↓ ↑

System 3: D D G D D A | 1 D | 2 D
 L10 L10 L7 L5 L5 L5 R1 R1 L5 R1 L5 L5 L7 L7 L5 L5 L7 L5 L4 L3 L3 L7 L5 L3 L3
 ↑ R6 ↑ R6 ↑ ↓ ↑ ↑ ↑ ↑ ↑ ↑ ↓ ↑ ↓ ↓ ↑ ↑ ↓ ↓ ↑ ↑ ↓ ↓ ↑ ↑ ↓ ↑

>>

Source: My arrangement from various sources
 Transcription: Transcription, arrangement, chords: Mike Long

Paddy Canny's

Eileen O'Callaghan's

Reel

(Ireland)

See also: The milliner's daughter

Chord progression: G G D G C/D D G G D

Chord progression: G D G D G C

Chord progression: D G D G D

>>

Book: Irish Fiddle Book

Bulmer & Sharpley 1,15 (?)

Source: Bernie Stocks ABC (Sharon Shannon,,?)

Discography: Session tape, Doolin 1987

Transcription: Transcription:Bernie Stocks, chords:Mike Long

Paddy Fahy's 1

Reel

(Ireland)

Chords: Dm A Dm F C C Am Dm A Dm

Fingerings: L3 L6 L4 L4, L5 R2 R1a L10 L10

Chords: F C Am Dm D C D

Fingerings: R3 R6 R3 L10 L9 L5, R2 L9 L5 L5 L4 L3 L3

Chords: C D D C Am Dm F A Dm

Fingerings: L9 R1 L9 L10 L10 L10, R7 R3a L5 R1 L9 L5

>>

Source: Richard Robinson's web page/abc file

Transcription: Transcription:Richard Robinson(?), Chords:Mike Long

Paddy Fahy's 2

Reel

(Ireland)

The musical score is presented in three systems, each with a treble clef and a common time signature (C). The notes are written in a rhythmic style typical of Irish reels. Chords are indicated by letters above the staff, and fingerings are indicated by letters (L, R) and numbers (1-5) with arrows showing the direction of the stroke.

System 1: Chords: C, F, C, B \flat , C, C, G, C. Fingerings: L9, L9, R1, L9, L5, L4, L5; L4, L5, L3, L4, L4, L4, L5, L8; L5a, L5a, L9, R1, L9, L10; L10, L10, R1, L5, L5, R1; L9, L9, R1, L9, L5, L4, L5.

System 2: Chords: F, C, B \flat , G, G, C, C. Fingerings: L4, L3, L4, L4, L4, L5, L8; L5a, L8, L5, R1, L5, L4, L4; L3, L2, L2, L3, L3, L4, L5; L9, R1, L9, L10, R6, R7, R6; R6, R6, L10, L5, L4, L4, L5.

System 3: Chords: F, C, G, C, F, C, G, C. Fingerings: L4, L3, L4, L4, L4, L5, L5; R1, L9, L10, R3, R1, L9, R1, L10, R6, R6; R6, L10, L5, L4, L4, L5, L4, L3, L4, L4, L3, L4; L3, L2, L2, L3, L3.

>>

Source: Richard Robinson's web page/abc file

Transcription: Transcription:Richard Robinson(?), Chords:Mike Long

Paddy Fahy's 3

Reel

Paddy Fahy

Chords: Gm F G G F D G G F G G F D G D

Fingerings: L8, L5a R2 L9 L9, R1 L5 L3 L4, L5 L5 L5 L9 L9, R1 L5 L7 L3 L5 L5, R1 L9 R1 L9 L10, R1 L5 L3 L4, L5 L5 L5 L9 L9, R1 L5 L7 L5 L5, L10 R6 R6 R6 R6, L10 R7 R6 L10 R1, L9 R3 R3 R3, L9 R7 R3 L9, R2 R6 L10 L9, L10 R7 R6 L10 R6, R6 R7 R6 R7 L10, R6 L10 L5 L5 R1, R6 L10 L5 L5 L5

Book: Music from Ireland vol.3 n34

Source: Ricker ABC as #13

Transcription: Transcription:??, slight arr., chords:Mike Long

>>

Paddy Lynn's delight

Reel

(Ireland)

The musical score is written on a treble clef staff in common time. It consists of three systems of music. Each system contains a melodic line with various ornaments (accents and slurs) and a corresponding set of fingerings indicated by numbers 1-10 and directions (up/down). Chords are placed above the staff to guide the accompaniment.

System 1: Chords: Am, G, Am, Em/C, G, Am. Fingerings: L10 L8 L5 L9 R1 L5 L5, L4 L5 L5 L5 L5 L4 L5, R2 L5 L5 L9 R1 L5 R1, L9 L10 L10 L10 R7 R6, L10 L8 L5 L9 R1 L5 L5.

System 2: Chords: G, C, G, Am G Am, C, C, G, C. Fingerings: L4 L5 L5 L4, L9 L10 R6 R7 R6 L9, L5 L9 R1 L5 L5, L9 R6 R7 R6, L9 L10 R6 R7 L10 L10, L9 R6 R7 R6.

System 3: Chords: G, Am, C, C, G, C, G, Am G Am. Fingerings: L10 L10 L10, L9 L5 L5 R1, L9 R6 L9 R7 L9 R6 L9, L9 L10 R6 R7 R6 L10, R6 R8 R7 R7 R6 L10 R1, L5 L9 R1 L5 L5.

>>

Book: Music from Ireland Vol. 3

Source: Music from Ireland Vol. 3

Transcription: Transcription, chords:Mike Long

Paddy on the turnpike

Cronin's favorite

The mills are grinding

Reel

The musical score is presented in three systems, each on a single staff with a treble clef and a key signature of one flat (Bb). The time signature is common time (C). Above the staff, chords are indicated: Gm, F, Gm, (Bb), F, Gm, F, Gm, Gm, F, Gm, (Bb), F, Gm, F, Gm. Below the staff, guitar tablature is provided, using letters L (left hand) and R (right hand) with numbers 1-10 to indicate frets. Arrows indicate the direction of the stroke: up for an upstroke and down for a downstroke. The score includes repeat signs and a double bar line at the end of the third system.

>>

Book: NE Fiddler's
 Fiddler's Fakebook (vsn A)
 O'Neill's 1555
 Roche 1 n140
 Source: Richard Darsie's web page
 Transcription: Transcription, chords:Mike Long

Paddy Ryan's dream

The humours of Ennistymon

Miss Lyall

Reel

(Ireland, Scotland)

Am G F G Am G

F G Am Am G Am F

G Am G F G Am

>>

Book: The Fiddle Music of Scotland p191

Krassen O'Neill's p92

Kerr's Fourth p20

O'Neill's 1181

Source: O'Neill's 1181

Transcription: Trish O'Neil, arrangement, chords: Mike Long

Paddy's trip to Scotland

Reel

(Ireland)

The musical score is presented in three staves, each with guitar chords and fretting diagrams. The first staff contains the first two measures, with chords D, Bm, G, A, G, A, D, A, D, Bm, G, A. The second staff contains measures 3-6, with chords G, A, D, A, D, D, A, D, A. The third staff contains measures 7-10, with chords A, G, D, A, G, G, A, D, G, A, D. Fretting diagrams are provided for each note, using letters L (left hand), R (right hand), and numbers 1-10 for frets. Some notes are marked with a tilde (~) for grace notes. Measure 6 includes first and second endings. Measure 10 includes a triplet of eighth notes.

>>

Book: Mel Bay's Irish Session Tune Book- same version, more or less...

Source: Altan: Celtic Collections

Discography: Altan: Celtic Collections

Transcription: Transcription, chords:Mike Long

Pat Touhy's reel

Reel

(Ireland)

Em D Em G 1 A 2 A (Em)

R1 L4 R1 L7 L3 L7 L3 L3 L3 R1 L4 R1 L5 L5 L9 R1a L10 R6 L10 L9 R1a L10 R6 L10 L10

Em D Em G D

L10 R6 R6 L10 L10 R6 L10 L10 L10 R6 R6 R7 R6 R6 R6 L10 R6 R6 L10 R7 L10 R6 L10 L10 L10 R6 R6 L10 L10 L10 L10 R7 R6 L10 L10 L10

Em D G A

L10 R6 R6 L10 L10 R6 L10 L10 L10 R6 R6 R7 R6 R7 R7 R7 R6 R7 R6 R6 L10 R6 L10 L9 R1a L10 R6 R6 L10 L10

>>

Book: O'Neill's 1340

Krassen O'Neill's p122

Source: My arrangement from sources above

Transcription: Transcription, arrangement, chords:Mike Long

Patsy Campbell

Reel

(Ireland)

D C D D A D D C

L10 L5 L5 R1
↓ L8 L7 L5
↑ ↑ ↓ ↓ ↑ ↑

L9 L5 L9 L10
↑ ↑ R1 L10 L9
↑ ↑ ↓ ↓ ↑ ↑

L10 L5 L7 L5
↓ R1a L5 L5
↓ ↓ ↓ ↓ ↓ ↑

R6 R7 R6 L10 L10
↑ ↑ ↓ L10 ↓ R6
↑ ↑ ↑ ↑

R6 L10 R6 R7
↑ ↓ L10 R6 R6
↓ ↓ ↓ ↓ ↑

L10 L9 L10 R6
↑ ↑ L9 ↑ R6 L10
↑ ↑ ↓ ↑

D A D G D A

R6 L10 R6 R6 R7 R6
↑ ↓ L10 ↑ ↓ ↑ ↑
↓

L10 R1a L5 R2
↑ L10 L9 ↑ ↓
↓ ↓ ↓ ↓

R6 R7 R6 R7
↑ ↑ ↑ ↑

R6 R7 R7 R6 R6 R6 R6
↓ ↓ ↑ ↑ ↓ ↓ ↑ ↓

R7 R7 R6 R6 R6 R6 L10
↑ ↑ ↓ ↑ ↓ ↑ ↑

L10 L10 R6 R7 R6 L10
↓ L10 L10 ↑ ↑ ↑ ↑
↑ ↓ ↑ ↑

Book: Music from Ireland Vol. 3

Source: Music from Ireland Vol. 3

Transcription: Transcription, minor arr., chords:Mike Long

>>

The peeler's jacket

The flannel jacket

Reel

(Ireland)

The musical score is written in G major (one sharp) and 2/4 time. It consists of three systems of music. Each system contains a staff of music with notes and rests, and a line of fingerings and chords below it. The chords are indicated by letters G, D, and C. The fingerings are indicated by letters L (left hand) and R (right hand) with numbers 1-5, and arrows indicating the direction of the stroke (up or down).

System 1: G D (C) G D G D (C)

System 2: G D G G G D G

System 3: D G G G D G C D

>>

Book: O'Neill's 1184

Roche 1 n141- much simpler version...

Source: O'Neill's 1184

Transcription: Trish O'Neill, chords: Mike Long

Peggy on the settle

Kitty Clover

Boil the breakfast early

Reel

(Ireland)

Chords: C D Am G Am C D Am G Em G Em G

Fingerings: L10 R6 L10 L10 L8 R2 L10 L10 L10 L8 R2 R6 R6 L10 L10 L8 R1 L5 L9 L5 L10 L10 L10 R6 R6 R7 L10 L10 R6 R6 L10 L10 L10 R6 R6 R6 R7 R7 R6 R6 L10 L10 L10 L10 R6 R6 R7 L10 L10 R6 R6 L10 L10 R6 L10 R6 R7 R7 R6 R6 R1

Book: O'Neill's 1245

Source: O'Neill's 1245

Transcription: Transcription: Trish O'Neil, arrangement, chords: Mike Long

>>

The Pig Town

Reel

The musical score for 'The Pig Town' is presented in two staves. The first staff contains the first two measures of the reel, with a first ending bracket over measures 3 and 4, and a second ending bracket over measures 5 and 6. The second staff contains the remaining six measures of the reel. Above the notes, chords are indicated: G, G D, G, D, Em, D, G, Em, D, Em, Em, D, C, Em, D, Em, Em, D, G. Below the notes, specific fingerings are provided for each note, using letters R (Right hand) and L (Left hand) with numbers 1-5, and arrows indicating the direction of the stroke (up or down).

Book: Kerr's Second p29

Source: Kerr's Second p29

Transcription: Transcription, chords:Mike Long

>>

The pigeon on the gate

Gallagher's best

Reel

(Ireland)

Em D Em

L10 R1a
↓ ↓

R1 L4 L4 R1 L4 L10
↑ ↓ ↓ ↓ ↓ ↓ ↓ ↓

R1 L4 L4 R1 L5 L7 L4
↑ ↓ ↓ ↓ ↓ ↓ ↓ ↓

L3 L7 L3 L3 L7 L4
↑ ↓ ↓ ↓ ↓ ↓ ↓ ↓

L3 L4 L7 L5 R1 L5 L7 L5
↑ ↓ ↓ ↓ ↓ ↓ ↓ ↓

R1 L4 L4 R1 L4 L10
↑ ↓ ↓ ↓ ↓ ↓ ↓ ↓

Em D A Em (G) D

R1 L4 R1 L7
↑ ↓ ↓ ↓ ↓ ↓ ↓ ↓

L3 L7 R2 L10
↑ ↓ ↓ ↓ ↓ ↓ ↓ ↓

L10 L5 L4
↑ ↓ ↓ ↓ ↓ ↓ ↓ ↓

L7
↑ ↓ ↓ ↓ ↓ ↓ ↓ ↓

R1 L10 L10 R6 L10
↑ ↓ ↓ ↓ ↓ ↓ ↓ ↓

L9 R1a L10 R6 L10
↓ ↓ ↓ ↓ ↓ ↓ ↓ ↓

L10 R6 R6 L10
↓ ↓ ↓ ↓ ↓ ↓ ↓ ↓

L9 R1a L10 R1a R1
↓ ↓ ↓ ↓ ↓ ↓ ↓ ↓

(Bm) Em (G) D A

L5 L7 L7 L3 L4 L7 L5
↑ ↓ ↓ ↓ ↓ ↓ ↓ ↓

R1 L10 L10 L10
↑ ↓ ↓ ↓ ↓ ↓ ↓ ↓

L9 R1a L10 R6 R6
↓ ↓ ↓ ↓ ↓ ↓ ↓ ↓

L10 R6 R6 L10
↓ ↓ ↓ ↓ ↓ ↓ ↓ ↓

R7 R6 R6 L10 L10 R1a
↑ ↓ ↓ ↓ ↓ ↓ ↓ ↓

L10 L5 L7 L4
↓ ↓ ↓ ↓ ↓ ↓ ↓ ↓

APB Neillidh Boyle, APB Sean Ryan

G F G

R1 R1a
↑ ↓ ↓ ↓ ↓ ↓ ↓ ↓

L10 L5 R2 L5 R2 L5
↓ ↓ ↓ ↓ ↓ ↓ ↓ ↓

R2 R1a L10 L9 L5 L5
↑ ↓ ↓ ↓ ↓ ↓ ↓ ↓

L7 L5 R1a L7
↑ ↓ ↓ ↓ ↓ ↓ ↓ ↓

L5 R1a L10 L7 L5 R1a
↑ ↓ ↓ ↓ ↓ ↓ ↓ ↓

L10 L5 R2 L5 R2 L5
↓ ↓ ↓ ↓ ↓ ↓ ↓ ↓

F (C) F G G

R2 R1a L10 L9 L5 L5
↑ ↓ ↓ ↓ ↓ ↓ ↓ ↓

L7 L5 R1a R6 R7 R6 L10
↑ ↓ ↓ ↓ ↓ ↓ ↓ ↓

R6 L10 L5 L5 L5 L9 R1a
↑ ↓ ↓ ↓ ↓ ↓ ↓ ↓

L10 R6 R6 R6 R6
↓ ↓ ↓ ↓ ↓ ↓ ↓ ↓

L10 R6 R7 R6 R7 R6
↓ ↓ ↓ ↓ ↓ ↓ ↓ ↓

C F G C F G

L10 R1a R3 R1a R6
↑ ↓ ↓ ↓ ↓ ↓ ↓ ↓

R6 R6 R6 L10 L5
↑ ↓ ↓ ↓ ↓ ↓ ↓ ↓

R2 R6 R6 R6 R6 R6
↑ ↓ ↓ ↓ ↓ ↓ ↓ ↓

L10 R6 R7 R6 R7 R6
↓ ↓ ↓ ↓ ↓ ↓ ↓ ↓

L10 R1a R3 R1a R6
↑ ↓ ↓ ↓ ↓ ↓ ↓ ↓

R6 L10 L5 L5 L5 L9 R1a
↑ ↓ ↓ ↓ ↓ ↓ ↓ ↓

Book: Kerr's Fourth p20

O'Neill's 1406

Etc.

Source: 1 My arrangement from various sources

2 Sean Ryan, fiddle Chris Delaney collection

2 IrTrad, 20 Oct 1999, Paul de Grae

Transcription: 1 Transcription, arrangement, chords: Mike Long

2 Transcription: Paul de Grae?, chords: Mike Long

>>

The pinch of snuff

Reel

(Ireland)

D A D A D A G A D D A
 D G A D G C C
 D A D A D A G A D D A
 D G A D G C C

>>

Book: Ceol Rince 2, #182

Source: Fiddle Sticks CD

Discography: Irish Dance sets

Transcription: Transcription, slight arr., chords: Mike Long

The piper's despair

Curly Mike

Reel

Em G D A Em G

L4 L7 L5 L5 L5 L9 R1a L8 L10 L5 L3 L7 L3 L3 L5 L9 R1a L8 L10 L5 L4 L7 L5 L5 L5 L9 R1a L8 L10 L5
 ↓ ↑ L5 R1 L7 ↓ ↓ L10 R1 R1 L7 ↑ ↑ L4 L5 L7 ↓ ↓ L10 R1 R1 L7 ↓ ↑ L5 R1 L7 ↓ ↓ L10 R1 R1 L7
 ↑ ↑ ↑ ↑ ↑ ↑ ↓ ↓ ↓ ↓ ↓ ↓ ↑ ↑ ↑ ↑ ↑ ↑ ↓

D 1 A 2 A Em G D

L3 L4 L5 R6 R6 R6 L10 R1 L10 R6 L10 R1 L10 L10 R6 L10 L10 R6 L10 R6 R7 R7 L10 R6 R6 L10 R6 R6
 ↑ ↓ L7 R2 R7 ↓ R6 L10 L10 ↓ R6 L10 L10 L10 ↑ ↓ R6 R7 R6 ↑ R6 R7 R6 R6 ↓ R6 R7 R6
 ↑ ↑ ↑ ↑ ↑ ↑ ↑ ↓ ↓ ↓ ↓ ↓ ↓ ↑ ↓ ↓ ↓ ↓ ↓ ↓ ↓ ↓ ↓ ↓ ↓ ↓ ↓ ↓ ↓

A Em G D 1 A 2 A

L10 R6 R6 R6 L10 R6 L10 L10 R6 L10 R6 R7 R7 L10 R6 R7 R6 R6 R6 L10 R1 L10 R6 L10 R1 L10
 ↓ R6 R7 L10 ↑ ↓ R6 R7 R6 ↑ R6 R7 R6 R6 ↓ ↑ R7 R7 ↓ R6 L10 L10 L10 ↓ R6 L10 L10
 ↑ ↑ ↑ ↑ ↓ ↓ ↑ ↓

>>

Book: O'Neill's 1657
 Ceol Rince3 n109
 Source: Henrik Norbeck
 Discography: Matt Molloy & Sean Keane: Contentment is Wealth
 Milestone at the Garden (Denis Murphy)
 Transcription: Transcription:Henrik Norbeck(?), chords:Mike Long

The pleasures of home

Reel

(Ireland)

The musical score is presented in three systems, each with a treble clef and a key signature of one flat (B-flat). The first system consists of two measures with chords Gm and F. The second system consists of four measures with chords Gm, F, Gm, and Bb. The third system consists of eight measures with chords F, Dm, F, Gm, D, Gm, F, and Gm. Each measure includes a sequence of notes and a set of fingering instructions using letters L1-L10, R3, and R6, with arrows indicating finger direction.

>>

Book: Krassen O'Neill's p95

O'Neill's 1200


Source: O'Neill's 1200

Transcription: Transcription, chords: Mike Long

The Providence


Reel

A G D G D G D A G




L4 L4 L7 L3 L4 L7 L5 R2 R6 L10 L10 L10 L10 R1 L10 L8 L9 L10 R1 L10 L5 L7 L3 L3 L7 L4 L4 L7 L3 L4 L7 L5
↓ ↓ ↑ ↑ ↓ ↓ ↑ ↑ ↑ ↓ ↓ ↓ ↓ ↑ ↓

D G A | 1 G D | 2 G D | D D A



R2 R6 R6 R6 L10 R1 L8 L7 L9 R1a L8 L7 L3 L7 R1 L10 L5 L7 L3 R6 L10 R6 R6 R6 L10 L10 L5
↑ ↑ L10 L10 L10 ↓ ↓ L10 L5 ↓ ↓ L10 L3 ↓ ↓ L8 ↑ ↑ L3 ↓ ↓ L10 L10 L10 ↑ ↓ L10 ↑ R1a R2
↓ ↓

D G A D D A G D A D



R6 L10 R6 R6 L10 R1a R7 R6 L10 L10 R6 R6 R6 R6 L10 L10 L5 L5 L7 L5 L10 R6 L10 R6 L10
↑ ↓ L10 ↓ ↑ L10 ↓ L10 R6 ↑ ↓ L10 ↑ ↓ R7 ↓ R6 R1a ↓ R1 L7 ↑ L5 ↑ ↑ L5 R1 L10 ↑ R7 R6 ↑ ↓ L10
↓ ↓

>>

Source: My arrangement from various sources

Transcription: Transcription, arrangement, chords: Mike Long

The Punter's graveyard

Reel

Daniel Compton

Chords: Bm, D, A, A, F#m, Bm, D, A, A, G, Bm, G, A, Bm, A (G), Bm, G, A, Bm, A, G

Fingerings (R=L, r=l):

Staff 1: L9 ↓, R1a ↓, R1 ↓, L9 ↓, R6 ↑, R6 ↑, R6 ↑, L10 ↑, R1a ↓, R1 ↓, L5 ↓, L9 ↓, R1a ↓, R1a ↓, L9 ↓, L5 ↓, L9 ↓, R1a ↓, R1a ↓, L5 ↓, L5 ↓, R1 ↑, L9 ↓, R1a ↓, R1 ↓, L9 ↓

Staff 2: R6 ↑, R6 ↑, R6 ↑, L10 ↑, L10 ↓, R3a ↓, R7 ↑, L5 ↑, L5 ↑, R1a ↓, R1a ↓, L10 ↓, L10 ↓, R1a ↓, R1 ↓, L5 ↓, R1 ↑, L7 ↓, L7 ↓, L5 ↓, R1 ↓, L10 ↓, L5 ↓, R1a ↓, R1a ↓, R1a ↓, R1a ↓

Staff 3: R7 ↓, R6 ↑, R7 ↓, R7 ↓, L10 ↑, R1a ↓, L10 ↑, R6 ↓, L10 ↓, R1 ↑, L7 ↓, L5 ↓, R1 ↓, R1 ↓, L5 ↓, R1a ↓, R1a ↓, R1a ↓, R1a ↓, R7 ↓, R6 ↑, R7 ↓, R7 ↓, L10 ↑, R6 ↓, R1 ↓, L5 ↓

>>

Book: The Portland Collection
 Source: The Portland Collection
 Transcription: Transcription, minor arr., chords:Mike Long

The pure drop

Tom Steele

Hand me down the tackle

Reel

(Ireland)

D **D** **G** **D** **A** **G** **D** **D** **G**

L10 L3 L7 L7 R2 L10 R6 R6 L10 L10 L3 L7 L7 R1 L4 L5 L5 R1a L10 L3 L7 L7 R2 L10 R6 R6
 ↓ ↑ L3 ↑ L3 L5 ↑ ↑ R6 ↓ ↓ R6 ↓ ↑ L3 ↑ L3 L5 ↑ L4 L7 ↓ ↑ L9 ↓ ↑ L3 ↑ L3 L5 ↑ ↑ R6 ↓ ↑ R6

D **A** **G** **D** **D** **G** **D**

R7 R6 R6 L10 L10 L10 R1 L4 L4 L7 L5 L5 L9 R1a L10 R6 L10 L10 L10 L10 L10 R6 R6 L10 L10 R6 L10 L10 L10
 ↑ ↑ ↓ ↓ ↑ R6 ↓ L10 ↑ ↓ ↓ ↓ ↓ ↓ ↓ ↓ ↓ ↑ ↓ R7 ↓ R6 ↓ ↓ ↑ R6 ↓ R6 ↓ ↑ ↓ ↑ ↓ ↓ ↓ ↓ ↓ ↓ ↓ ↑ ↓ R7 ↓ R6 ↓

A **G** **D** **D** **G** **D** **A** **G**

R1 L4 L4 L7 L5 L5 L9 R1a L10 R6 L10 L10 L10 L10 L10 R6 R6 R6 R7 R6 R6 L10 L10 L10 R1 L4 L4 L7 L5 L5 L9 R1a
 ↑ ↓ ↓ ↓ ↓ ↓ ↓ ↓ ↓ ↑ ↓ R7 ↓ R6 ↓ ↓ ↑ ↓ R6 ↓ R6 ↓ ↑ ↑ ↓ ↓ ↓ ↓ ↓ ↓ ↑ ↓ ↓ ↓ ↓ ↓ ↓ ↓ ↑ ↓ ↓ ↓ ↓ ↓ ↓ ↓

Arr. 2

D **D** **A** **D** **G** **A** **D** **G**

L10 L3 L7 L7 R2 R6 R6 R6 L10 L10 L3 L7 L7 L5 L7 L7 L5 L5 R1a L10 L3 L7 L7 R2 R7 R6 R6
 ↓ L3 ↑ L3 L5 ↑ ↑ R7 ↓ R6 R1a ↓ L3 ↑ L3 L5 ↓ ↑ L4 ↓ ↑ L9 ↓ L3 ↑ L3 L5 ↑ R6 R6 ↓ ↑ L10

D **A** **G** **A** **D** **D** **A** **D**

L10 L10 L10 L9 L5 L5 L4 L7 L5 L5 L9 R1a L10 R6 L10 L10 L10 L8 L10 L10 R1 L5 L9 R1a L10 R6 L10 L10 L10
 ↓ ↓ R1a ↓ R1a ↑ ↓ ↓ ↓ ↓ ↓ ↓ ↓ ↓ ↓ ↑ ↓ R6 ↓ R6 ↓ ↑ ↓ R6 ↓ R6 ↓ ↓ ↑ ↓ ↓ ↓ ↓ ↓ ↓ ↓ ↑ ↓ R8 ↓ R6 ↓

G **A** **D** **D** **G** **D** **A** **G** **A**

R1 R1 L5 R1 L5 L9 R1a L10 R6 L10 L10 L10 L8 L10 L10 R6 R6 R6 R7 R6 R6 L10 L10 L9 L5 L5 L4 L7 L5 L5 L9 R1a
 ↑ ↑ ↑ ↑ ↓ ↓ ↓ ↓ ↓ ↓ ↓ ↓ ↓ ↓ ↑ ↓ R6 ↓ R6 ↓ ↑ ↑ ↓ ↓ ↓ ↓ ↓ ↓ ↓ ↓ ↓ ↓ ↓ ↓ ↓ ↓ ↓ ↓ ↓ ↓ ↓ ↓ ↓ ↓

Book: O'Neill's 1305 -The pure drop

O'Neill's 1271 -Tom Steele

Sully's Irish -Hand me down the tackle (?)

Source: 1 O'Neill's 1305

2 Richard Robinson's web page/abc file- Hand down the tackle

Transcription: 1 Transcription:Trish O'Neill, minor arr., chords:Mike Long

2 Transcription:Richard Robinson(?), Chords:Mike Long

>>

The rambling sailor

Reel

(Ireland)

The musical score consists of five staves of music in G major (one sharp) and 2/4 time. Each staff includes a treble clef, a key signature of one sharp (F#), and a common time signature (C). The music is written in a single melodic line. Above each staff, chords are indicated: G, A, D, D/G, A, G, A, G, A, D on the first staff; D, A, G, A, D, A, D, G, A on the second; D, A, G, A, G, D, G, A on the third; D, G, A, D, G, A, D, G (D) on the fourth. Below the notes, detailed fingerings are provided using letters L (left hand) and R (right hand) with numbers 1-10 and 'a' for the thumb. Some notes have a tilde (~) above them, indicating a grace note. The score includes repeat signs and a double bar line at the end.

>>

Book: O'Neill's 1502

Source: O'Neill's 1502

Transcription: John B. Walsh, slight arr., chords: Mike Long

Rathlin Island

Reel

The image shows a musical score for the Reel 'Rathlin Island'. It consists of two staves of music in G major (one sharp) and common time (C). The first staff contains the first six measures, and the second staff contains the remaining six measures. Chords are indicated above the notes, and fingering instructions (L10, L10, R1, L10, L8, L5, R2, L10, R1, L5, L5, R1, L10, L10, L10, R1, L10, L8, L5, R2, R1, L10, R1, L5, L5) are provided below the notes. The score includes repeat signs at the beginning and end of the piece.

Source: IrTrad

Transcription: Transcription:Jorgen Fischer(?), chords:Mike Long

>>

The red crow

Reel

Mairiad Ní Mhaonaigh (Ireland)

The musical score for 'The red crow' is presented in five staves. Each staff contains a line of music in treble clef with a key signature of one sharp (F#) and a common time signature (C). The music is a reel, characterized by its 8/6 time signature and rhythmic patterns. Chords are indicated above the notes, and fingerings are indicated by numbers 1-5 and letters L (left hand) and R (right hand) with arrows showing the direction of the stroke. The score includes various musical notations such as accents, slurs, and repeat signs with first and second endings. The chords used are Am, G, D, Em, F, and E.

>>

Source: ricke~11.abc,tunesf~1.abc

Discography: Altan: The Red Crow

Transcription: Transcription:??, corrections, chords:Mike Long

Rediggan's

The glen of Aherlow

Lafferty's

The woman I never forgot

Reel

(Ireland)

The musical score is presented in three systems, each with a treble clef and a key signature of two sharps (D major). The time signature is common time (C). Above the staff, guitar chords are indicated: Bm, Em, (G), Bm, D, A, Bm, Em, G, Em, D, Bm, A, Em, D, Em, (G), D, A, Em, D, Em, G, D, A. Below the staff, detailed fingerings are provided for each note, using letters R (Right hand) and L (Left hand) with numbers 1-5, and arrows indicating the direction of the stroke (up or down).

>>

Book: Music from Ireland Vol. 3

Source: Music from Ireland Vol. 3

Discography: Planxty- Four Men and a Dog: Shifting Gravel.

Kevin Burke, Promenade

Transcription: Transcription, chords: Mike Long

Reel Beatrice

Reel
APB Sharon Shannon

(Canada)

Am

L6 L6 L3 L6 L3 L4 L3 L4 L5 L4 L4 L5 L5 L4 L5 R1 L9 L5 L9 L10 L8 L9 L10 R7 L10 L10 R7 L10 L10 R7 R7

Dm E

1 Am 2

R8 R7 R7 R6 R3 L10 L9 L10 R1 L10 R1 L10 L10 L10 R1a R3 L10 L10 R1 L5 L6 L6 L5 L6 L6 R7

Dm Am E Am

R7 R3 R7 R7 R7 R3 R7 R7 L10 R1a L10 R7 L10 L10 R1a L10 L10 R1a L10 L10 R3 L10 L10 L10 L9 L10 L9 R1 L9 L5 L5

>>

Dm Am E

1 Am 2 Am G

R7 R3 R7 R7 R7 R3 R7 R3 L10 R1a R7 L10 L10 L10 L10 R3 L10 L9 R1 L5 L6 L6 R7 L5 L5 R1

C G C G

L9 L5 L4 L5 L9 L10 L9 L5 L5 L4 L5 L9 L10 L10 R1 R1 L5 R1 L10 R1 L9 R8 R7 R7 R6 R3 L10 L10

C G

1 C G C 2 C G G

L9 L5 L4 L5 L9 L10 R1 L4 L5 R1 L4 L5 L9 L10 L10 R1 L5 R1 L10 L9 R1 L10 L9 L10 L9 R1 L10 L9

Source: Sharon Shannon: Out the Gap

Discography: Sharon Shannon: Out the Gap

Transcription: Transcription, chords:Mike Long

>>

Reel de lapin

Reel

Chords: G C D G D G

Fingerings and notes for first staff:
 L3 ↑ L5 ↓ R1 ↑ L10 ↓ R7 ↑ R6 ↓ R6 ↑ L10 ↑ L9 ↓ R1 ↑ L5 ↑ R1 ↑ L5 ↑ L7 ↑ L3 ↓ L4 ↓ L7 ↓ L5 ↓ L5 ↑ R1 ↑ L5 ↑ L7 ↓ L5 ↓ L5 ↑ R1 ↑ L9 ↓ L10 ↓ L3 ↓ L5 ↓ R1 ↓ L10 ↓ R7 ↑ R6 ↓ R6 ↑

Chords: C D D G G G D

Fingerings and notes for second staff:
 L10 ↑ L9 ↓ R1 ↑ L5 ↑ R1 ↑ L5 ↑ L7 ↑ L3 ↓ L4 ↓ L7 ↓ L5 ↓ L5 ↓ R2 ↓ L10 ↓ R1 ↓ L5 ↓ L5 ↓ R1 ↓ L9 ↓ L10 ↓ L5 ↓ R1 ↓ L3 ↓ L5 ↓ R1 ↓ L9 ↓ L10 ↓ L5 ↓ R1 ↓ L5 ↓ L5 ↓ R1 ↓

Chords: D D G G G D D D G

Fingerings and notes for third staff:
 L9 ↑ L5 ↑ L7 ↑ L5 ↓ L3 ↓ L7 ↑ L5 ↑ R1 ↑ L9 ↑ L5 ↑ L7 ↑ L5 ↓ R2 ↓ R1 ↓ L9 ↓ L10 ↓ L5 ↓ R1 ↓ L3 ↓ L5 ↑ R1 ↓ L9 ↓ L10 ↓ L5 ↓ R1 ↓ L5 ↓ L5 ↓ R1 ↓ L9 ↑ L5 ↓ L7 ↓ L5 ↓ L3 ↓ L10 ↓ L10 ↓ R1 ↓ L5 ↓ L5 ↓

>>

Source: Richard Darsie's web page
 Transcription: Transcription, chords: Mike Long

Reel de Ti=Jean

Reel

The musical score for 'Reel de Ti=Jean' is written in D major (two sharps) and 4/4 time. It consists of three staves of music. The first staff begins with a D chord and contains 12 measures. The second staff begins with a G chord and contains 12 measures, including a repeat sign. The third staff begins with a G chord and contains 12 measures, also including a repeat sign. Fingerings are indicated by numbers 1-5 with arrows showing the direction of the finger movement. Chords are indicated by letters G, A, and D above the staff.

>>

Book: N.E. Fiddler's

Transcription: Transcription, chords: Mike Long

Reel Ti=M

Reel

Marcel Messervier

D
Em
A

R6 R6 R7 R6 R7 R6 R7 R6 L10 R6 R6 R6 L10 L5 L5 L7 L5 R2 L5 L7 L5 R2 R6 L10 L10 R6 R6 R6 R7 R6 R6 L10
 ↑ ↓ ↑ ↑ ↓ ↑ ↓ ↑ ↓ ↓ ↑ ↑ ↑ ↓ ↓ ↓ ↓ ↓ ↓ ↑ ↑ ↓ ↓ ↓ ↓ ↓ ↓ ↓ ↓ ↓

A
D
D

R1a R1a R1a L9 L5 L9 R1a L5 R6 R6 R6 R7 R7 R7 R3a R6 L10 R7 R6 R7 R6 R7 R6 L10 R6 R7 R6 L10 L10 R1 L5 L5
 ↓ L9 ↓ L10 ↓ ↓ ↓ ↓ ↓ ↓ ↓ ↓ ↓ ↑ ↓ R6 ↑ ↑ ↓ ↑ ↑ ↑ ↓ L10 ↑ ↑ ↑ ↑ R6 ↑ L10 ↓ ↓ ↓

Em
A

L7 L5 R2 L5 L7 L5 R2 R6 L10 L10 R6 R6 R6 R7 R6 R6 L10 R1a R1a R1a L9 L5 L9 R1a L5 R6 L5 L9 R1a
 ↑ ↑ ↑ ↑ ↑ ↑ ↑ ↑ ↑ R6 ↓ ↓ ↓ ↓ ↓ ↓ ↓ ↓ ↓ ↓ ↓ ↓ ↓ ↓ ↓ ↓

1 D A D
2 D A D
D
G
A

L10 L10 L10 L10 L10 L10 L3 L7 R2 L7 L5 R1 L9 R1 L5 L5 L5 R6 L5 R6 L5 R6 R1a
 ↓ R6 ↑ R1a ↓ ↓ R6 ↑ R1a ↓ ↑ ↑ L5 L5 L5 ↓ ↑ L5 ↑ L5 L5 ↑ ↑ R2 L5 L5 ↓ L5 R6 L10 L5

D
G
A
1 A D
2 A D

L3 L7 L5 R2 L5 L7 L5 L5 R1 L5 L9 L5 R1 L5 L5 L5 R2 L5 L5 R6 L5 L5 R6 L10 L10 L10 R6 L10 L10 L10
 ↑ ↑ ↑ ↑ ↑ ↑ ↑ ↓ ↑ ↓ ↑ ↓ ↑ ↓ ↑ ↑ ↓ ↑ ↑ ↑ ↑ ↓ ↑ R1a ↓ ↓ ↑ R1a ↓

>>

Book: The Portland Collection
 Source: The Portland Collection
 Transcription: Transcription, chords: Mike Long

Repeal of the Union

Kate Gaynor's fancy

Gurtaglanna reel

Roll her in the rushes

Reel

(Ireland)

D C D C D D Am C

L5 L3 L5 L5 L4 R1 L10 R1 L5 L3 L5 L5 L4 R1 L4 L3 R1 L5 R2 L10 L10 L9 L5 R1 L5 R2 R1
↑ ↑ L3 ↑ ↓ ↓ ↓ L4 L4 L4 ↑ ↑ L3 ↑ ↓ ↓ ↓ L4 ↓ ↑ L3 ↑ ↑ L10 R6 L10 ↑ ↑ L9 ↑ ↑ L9

D C D D Am C Am C D

L5 R2 L10 L10 L5 L5 L4 L4 L4 L3 R1 L5 R2 L10 L10 L9 L5 R1 L10 L10 R6 R7 R6 L10 L10 L9 L5 L4 L4 L3 R1
↑ ↑ L10 R6 L9 ↓ ↓ R1 ↓ ↑ L3 ↑ ↑ L10 R6 L10 ↑ ↑ L9 ↑ R6 ↑ ↑ R6 L10 L10 ↑ ↑ L5 ↓ ↑ L3

>>

Book: Krassen O'Neill's p92

O'Neill's 1179

Ceol Rince 1 n129- very similar

Roche

Kerr's Fourth p20

Source: Richard Darsie's web page

Transcription: Transcription, arrangement(?), chords:Mike Long

Richard Dwyer's

Reel

(Ireland)

Am G Em Am G G Am

L5 L4 L5 L9 L10 L9 L10 L10 R1 L5 L5 L4 L5 L7 L4 L5 L9 L5 R1 L10 R6 L10 R7 R6 R7 R7 R6 L10 R3 L10 L9 L5 L5

G Am G Am Am G Am

R6 L10 R1 L9 L5 L4 L4 L4 L10 L10 R1 L4 L5 R7 L10 R8 L10 R6 L10 R7 L10 R7 R6 L10 L10 L10

G Am Am G Am G Am

L9 R1 R1 L5 L4 L5 L5 R7 L10 R8 R7 L10 R6 R7 R6 L10 R1 L5 R1 L5 R1 L9 L10 R7 R7 R6 R6 L10 R6 L10 L8 L5

3

>>

Book: Music from Ireland Vol. 3

Source: Music from Ireland Vol. 3

Transcription: Transcription, chords: Mike Long

The road to the glen

Reel

Ed Reavy

Chords: Dm G F F G Dm

F G | 1 Dm F G Dm || 2 Dm F G Dm

Dm C Dm C Dm Dm

F G Dm C Dm Dm C

Dm F G Dm C Dm F G Dm

>>

Source: ricker~3.abc

Transcription: Transcription:Henrik Norbeck?, chords:Mike Long

Rolling down the hill

Reel

(Ireland)

The musical score consists of three staves of music in G major (one sharp) and 2/4 time. The first staff contains six measures with chords Am, G, Am, G, Am, G. The second staff contains five measures with chords Am, G, C, Am, C. The third staff contains seven measures with chords Am, G, C, Am, C/E, Am, G. Fingerings are indicated by numbers 1-10 and arrows for up and down strokes.

>>

Book: Krassen O'Neill's p152

O'Neill's 1508

Source: O'Neill's 1508

Transcription: John B. Walsh, arrangement, chords: Mike Long

Rolling in the barrel

Reel

(Ireland)

See also The youngest daughter

The musical score is presented in three systems, each with a treble clef and a key signature of one sharp (F#). The time signature is common time (C). The first system contains six measures with chords Em, Bm, Em, G, A, Em, and Bm. The second system contains five measures with chords Em, D, A, Em, and D. The third system contains six measures with chords D, A, Em, D, G, and D. The score includes various rhythmic patterns, including eighth and sixteenth notes, and triplet markings. Fingerings are indicated by letters L (left hand) and R (right hand) with numbers 1-5, and arrows indicating up and down strokes. A double arrow symbol >> is located at the end of the third system.

Source: Paddy Canny and P.J. Hayes

irtrad-1, J. Walsh, 10/94

Transcription: Transcription:J. Walsh,chords:Mike Long

Rolling on the ryegrass

The Shannon breeze

The Rathkeale hunt

Maureen playboy

Old Mollie Ahern

The piper's lass

Reel
Third part O'Neill's...

(Ireland)

The musical score consists of four staves of music in the key of D major (one sharp) and 4/4 time. Each staff includes a treble clef, a key signature of one sharp, and a common time signature. The music is written in a fiddle style with various rhythmic patterns and ornaments. Above each staff, chords are indicated by letters (D, G, A). Below each staff, detailed fingerings are provided for both the left and right hands, using letters L1-L10 and R1-R7, with arrows indicating the direction of the stroke (up or down).

Staff 1: Chords D, G, D, G, A, D, G. Fingerings include L10, L5 L5 L3 L5, L5 L4 L5 L10, R1 L5 L5 L7 R2, R1 L5 L5 L4 L3, L7 L5 L7 L7 L7, L5 L4 L5 L10.

Staff 2: Chords D, G, A, D, D, G, D, D, A. Fingerings include R1 L5 L7 L5 L3 L7 L5 R2, R1 L5 L7 L5 L4 L3, L5 R1 L10 R6, R6 L10 L10 L10 L10, L8 R1 L10 R6 R6, R7 R6 R6 L10 L10.

Staff 3: Chords D, G, D, D, A, D, G, G. Fingerings include L8 R1 L10 R6, R6 L10 L10 L10 L10, L8 R1 L10 R7 R7, R7 R6 R6 L10 L10, L8 L5 L9 R1 L5 L5 L7, L5 L5 R1 L10 L5 L5.

Staff 4: Chords D, G, D, A, D, G, G, D, A. Fingerings include L7 L5 L9 R1 L5 R1, L5 L7 L7 L4 L3, L7 L5 L9 R1 L5 L7, L5 L5 L9 R1 L5, L7 L5 R1 L10 R7, R7 L10 L10 L10, R7 R6 R6 L10 L10.

>>

Book: O'Neill's 1553

NE Fiddlers

Source: My arrangement- essentially O'Neill's 1553

Transcription: Transcription, arrangement, chords: Mike Long

The Roscommon reel

Reel

(Ireland)

Em D Em G | 1 D | 2 D

Em D Em C D Em G D

D C D Em D Em G

D Em D Em G D

Source: Henrik Norbeck
 Discography: The Gathering (Matt Molloy)
 Paddy Glackin: Ceol ar an bhFidil le Paddy Glackin.
 Transcription: Transcription:??, chords:Mike Long

>>

The sailor's bonnet

Reel

(Ireland)

The image shows a musical score for the reel 'The sailor's bonnet'. It consists of two staves of music in the key of D major (one sharp) and 4/4 time. The first staff has a key signature of one sharp and a common time signature. The second staff also has a key signature of one sharp. Above the first staff, the chords D, D, G, D, G, D, D, D, G are indicated. Above the second staff, the chords Bm, G, A, Bm, D, D, G, D, G, D are indicated. Below each staff, there are two lines of fingerings: the first line contains letters L, R, and numbers 1-7, and the second line contains arrows pointing up or down to indicate finger direction.

Book: Irish Traditional Music Session Tunes 2 n5

Source: My arrangement from various sources

Discography: Michael Coleman ?

Davy Spillane: Shadow Hunter ?

Bothy Band: 1975 ?

Transcription: Transcription, arrangement, chords:Mike Long

>>

The sailor's return

Eileen Curran

Reel

(Ireland)

The musical score is written in treble clef with a common time signature. It consists of three systems of music. Each system includes a staff of music with notes and rests, and a line of chord symbols and fingerings below it. The chords are: Gm, F, Gm, Bb, Gm, F, Gm, F, Gm, F, Gm, F, Gm, F, Gm. The fingerings are indicated by numbers 1-5 and letters L (left hand) and R (right hand), with arrows showing the direction of the finger movement. There are also some triplets marked with a '3' and a slur.

>>

Book: O'Neill's 1375

Source: O'Neill's 1375

Transcription: Transcription, chords: Mike Long

Book: 1 New England Fiddler's Repertoire

Source: 1 New England Fiddler's Repertoire

2 ? Mando book?

Transcription: 1 Transcription:Mike Long & the Pubscouts, Chords:Mike Long

2 Transcription, chords:Mike Long

>>

The Salamanca

Reel

(Ireland)

The musical score for 'The Salamanca' is presented in three systems. Each system consists of a treble clef staff with a key signature of one sharp (F#) and a common time signature (C). The first system includes triplets and is accompanied by chords D, Em, and Bm. The second system includes repeat signs and is accompanied by chords Bm, G, D, G, A, D, D, G, D, A. The third system concludes the piece with a double bar line and repeat sign, accompanied by chords D, Bm, Em, A, D, G, D, A, D, G, A, D. Fingerings are indicated by numbers 1-5 and letters L (left hand) and R (right hand) above or below notes. Upstrokes are marked with upward arrows and downstrokes with downward arrows.

>>

Book: Roche 1 n134- similar...

O'Neill's 1348

Kerr's First p45 as a hornpipe

Source: My arrangement from various sources

Transcription: Transcription, arrangement(?), chords:Mike Long

The sally gardens

Reel

(Ireland)

The musical score for 'The sally gardens' is presented in three staves. The first staff begins with a treble clef, a key signature of one sharp (F#), and a common time signature (C). The melody is written on a single staff with various note values and rests. Above the staff, chords are indicated: G, G, C, D, (C), G. Below the staff, detailed fingering instructions are provided, including letter codes (L1-L9, R1-R9) and arrows indicating finger direction (up/down). The second staff continues the melody, featuring a triplet of eighth notes marked with a '3' below. Chords above include G, C, D, G, G. Fingering instructions continue below. The third staff concludes the piece with a double bar line and repeat dots. Chords above include Am, (D), G, G, C, D, G. Fingering instructions are provided for the final measures.

>>

Book: Fiddler's Fakebook

Source: My arrangement from various sources

Transcription: Transcription, arrangement, chords:Mike Long

Sally in the Garden

Reel

(USA)

Am C G Am G Em Am

C G Am (C) G 1 Am 2 Am

Am C G Am Am C G Em Am

C G Am (C) G 1 Am 2 Am

Source: E.P.Band (Boiled in Lead ?)

Richard Robinson's web page/abc file

Transcription: Transcription:Richard Robinson(?), Chords:Mike Long

>>

Sarah

Reel

Lee Anne Welch (USA)

D A D G D A G (A) D

L6 L3 L7 L4 L3 L4 L5 L6 L3 L7 L4 L3 L4 L6 L6 L3 L7 L4 L3 L4 L5 L5 R1 L5 L4 L5 L4 L3

D G D A D G D A D

L5 R1a L10 R1a L8 L5 R1 L5 L10 R1a L8 L4 L5 L10 R1a L8 L5 R1 L5 L7 L5 L4 L5 L4 L3

Source: Lee Anne Welch

Transcription: Transcription, chords: Mike Long

>>

Sawney dear

Reel

(England)
Lancashire

Chords: F#m, Bm, F#m, E, A, Bm

Fingerings: L5 L9 L7 L7, L7 L7 L7 L7, L5 R1a L7, L10 R1a L9, L5 R1a R1a, L5 R1a L8, L5a L5a R1 L8 L5a, L8 L9 R1a L10, L10 R6 L10 R1a, L5 L9 R1a L10, L10 L10 L10, R6 L10 L10 R1a, L10 L9 R1a L5, L7 R1 L9 R1a L10 R1a L9

Book: Winder

Source: Richard Robinson

Transcription: Transcription:Richard Robinson(?), Chords:Mike Long

>>

The scholar

Reel/Hornpipe

(Ireland)

D G D G (Em) A G D G D

G (Em) | 1 A D | 2 A D | D D G C

C A D D G C G | 1 D A D | 2 A D

>>

Book: O'Neill's 1640 (Hornpipe)

Krassen O'Neill's p.91

Kerr's First p34

Source: My arrangement from various sources

Transcription: Transcription, arrangement, chords:Mike Long

Scotch Mary

Reel
APB The Chieftains

(Ireland)

Chords: C, C, G, C, G, Am, C, C, G, C, G, Am, Am, Am, G, Am, G, Am, Am, Am, G, Em, G, Am

Fingering instructions: L5 R1, R1 L4 L4, R1 L10 L10, R1 L4 L4, L5 L5 R1, R1 L4 L4, R1 L10 L10, L9 L5 R1 L5, L5 L5 R1, R1 L4 L4, R1 L10 L10, R1 L4 L4, L5 L5 R1, L9 L5 R1 L5, L5 L5 R1, R1 L9 L10, L10 L10, L9 L5 R1 L5, L5, R2, L10 R7 R7 R6 L10, L10, R1 L9 L10 R6 R6 R6, L10 R7 R6 R6 L10, L10, R1 L9 L10 R6 R6, R7 R6 R6 R6 L10, L9 L5 R1 L5, L5 R1 L10, L10 R7 R6 R6 L10, R1 L9 L10 R6 R6, L9 L5 R1 L5, L5 L5 R1, L9 L10, R7 R6 R6 L10, L10

>>

Book: O'Neill's 1510

Source: The Chieftains- Boil the breakfast early

Discography: The Chieftains- Boil the breakfast early

Transcription: Transcription, chords:Mike Long

Sculley's reel

Reel

The musical score for 'Sculley's reel' is written in G major (one sharp) and 2/4 time. It consists of three staves of music. Chords and fingerings are indicated above and below the notes.

Staff 1:

- Chords: Em, G, Em, D, Em
- Fingerings: L2 (up), L4 (down), L3 (down), L4 (down), L7 (down), L5 (down), L7 (down), L5 (down), L5 (down); R1 (up), L9 (up), R1 (up), L5 (down), L5 (down), L7 (down), L5 (down), L5 (down); R1 (up), L4 (down), L4 (down), L5 (down); L7 (down), L5 (down), L7 (down), L4 (down), L3 (down), L7 (up); L4 (down), L3 (down), L4 (down), L7 (down), L5 (down), L7 (down), L5 (down), L5 (down)

Staff 2:

- Chords: G, Bm, Em, Em, G, Am
- Fingerings: R1 (up), L9 (up), R1 (up), L5 (down), L7 (down), L5 (down), L5 (down); R1 (up), L9 (up), R1 (up), L5 (down), L7 (down), L5 (down); L5 (down), L4 (down), L4 (down); R1 (up), L10 (up), R6 (down), R6 (down), L10 (down), R1 (up), R1 (up); L10 (up), R6 (down), R6 (down), L10 (down), R1 (up), R1 (up); R3 (down), R6 (down), L9 (down); L9 (up), R1 (up), L5 (down), L5 (down)

Staff 3:

- Chords: D, Em, G, Bm, Em
- Fingerings: L7 (down), L5 (down), L5 (down), L7 (down), L3 (down), L7 (up); L4 (down), L3 (down), L4 (down), L7 (down), L5 (down), L7 (down), L5 (down), L5 (down); R1 (up), L5 (down), R1 (up), L10 (down), L10 (down), L10 (down); R1 (up), L9 (up), R1 (up), L5 (down), L7 (down), L5 (down); L5 (down), L4 (down), L4 (down)

>>

Source: Richard Darsie's web page
 Transcription: Transcription, chords: Mike Long

Sean sa cheo

Sean in the fog

Jack and Jill

Reel

A A G A G A
 L10 L10 L10 R1 L10 L10 R6 L10 R1 L5 R1 L10 L10 L10 L10 R1 L10 L10 L8 R1 L10 R1a L5 R1a R1 L10
 A G A 1 G 2 G A
 R1a L5 R2 L5 R1 R1a L5 L4 L5 L5 R1 R3 L10 R1 R1 R3 L10 R6 R7 R4a R7 R4a R7 R4a L10 R6
 G A G
 R6 R7 R6 R6 R7 R6 R6 R7 R6 L10 R6 R7 R4a R7 R4a R7 R4a L10 R6 R6 R7 R7 R6 L10 R6 L10 R1 L10

>>

Book: Ceol Rince 2 n297

Source: Richard Darsie's web page

Transcription: Transcription, chords: Mike Long

Sergeant Early's dream

Reel

(Ireland)

The musical score is written on a treble clef staff in common time. It consists of three systems of music. Each system includes a melodic line and a set of fingerings below it. Chords are indicated above the staff.

System 1: Chords: Dm, C, Dm, Am, Dm. Fingerings: L9 R1, L5 L3 L4 L4 L5 L9 L5, L5 L4 L3 L3 L4 L4 L4, L3 L6 L3 L4 L4 L4 L5, L5 R2 L10 R3 L10 L9, L5 L3 L4 L4 L5 L9 L5.

System 2: Chords: C, Dm, C, Dm, Dm. Fingerings: L5 L4 L3 L3 L4 L3 L4 L4, L3 L6 L3 L4 L4 L5 L9 L5, L5 L4 L4 L4 L3, L4 L5, L5 R2 L10 R1a L10 R3 L10 L9 L5 L5 L4.

System 3: Chords: C, Am, (C), Dm, Am, C, Dm. Fingerings: L4 L3 L5 R1 L10, L10 L9 L9 L5 L9 L9, L5 R2 R1a L10 R3 L10 L9 L5, L5 L4 R1 L4, L3 L4 L4 L3.

>>

Book: O'Neill's 1419

Music from Ireland Vol. 3

Source: 1 Music from Ireland Vol. 3

2 O'Neill's 1419

Transcription: 1 Transcription, arrangement, chords: Mike Long

2 Transcribed by Bob Safranek, rjs@bell-labs.com"

Sheehan's The black eyed sailor Wellington's

Reel

(Ireland)

Staff 1: Chords: G, D, G, Am, C, D, G. Fretting: L5 R1 L5 L3 L5 R1 L5; L5 R1 L9 L5 R1 L5 L5 R1; L8 L5a R1 L9 R1 L9 L5; L4 L5 L5 L5 L7 L3 L4 L7; L5 R1 L5 L3 L5 R1 L10.

Staff 2: Chords: C, (D), G, C, D, G, G, G, D. Fretting: L9 R1 L5 R1; L9 L10 R6; R6 L10 R1 L9 R1 L9; L10 L9 L5 R1 L5 L5; R6 R7 R6 L10 R7 R6; R6 R7 R7 R6 R6 L10 L10.

Staff 3: Chords: F, F, C, G, G, D, G, C, D, G. Fretting: R3 R7 L9 R7; R3 R6 L10 L10 R6; R6 R7 L10 R7; R6 R7 R6 R6 L10 R6; R6 L10 R1 L9 R1; L10 L9 R1 L5.

>>

Book: Ceol Rince 3 n110

O'Neill's 1475

O'Neill's 1213

Source: O'Neill's 1213

Transcription: Bob Safranek, arr., chords: Mike Long

Shetland fiddler

Reel

The musical score is written in treble clef with a key signature of one sharp (F#) and a common time signature (C). It consists of three staves of music. Above the first staff are the chords D, A, D, Em, A, D, A. Above the second staff are D, G A D, A G A. Above the third staff are A G A D A D G A D. The music includes various rhythmic patterns, including triplets, and is accompanied by detailed left-hand fingering instructions (L1-L8, R1-R8) and bowing directions (up and down strokes) indicated by arrows.

>>

Source: My arrangement from various sources

Transcription: Transcription, arrangement, chords: Mike Long

The ships are sailing

Take her out and air her

Reel

(Ireland, USA)

The musical score is presented in three systems, each with a treble clef and a key signature of two sharps (F# and C#). The time signature is common time (C). The score includes chords and guitar-specific notation such as triplets and slurs. Below the notes is a detailed guitar tablature using letters R (Right hand), L (Left hand), and numbers 1-7 to indicate fret positions. Arrows indicate the direction of the pick stroke (up or down). The first system contains 16 measures. The second system contains 16 measures, including a first and second ending. The third system contains 16 measures, also including a first and second ending.

>>

Book: O'Neill's 1264

Roche n199

Source: My arrangement from various sources

Transcription: Transcription, arrangement, chords: Mike Long

The silver spear

The top of the cliff

The new mown meadows

Reel

The musical score is presented in three systems, each with a treble clef, a key signature of one sharp (F#), and a common time signature (C). The notes are written on a five-line staff. Above the notes, chords are indicated by letters: D, A, G, (A), D, A, G, (A), D, A, G, (A), D, A, G, (A), G, (A), G, D, G, A, D, A, G, (A), D, A, G, (A), G, D, G, A. Below the notes, fingerings are indicated by numbers 1-7 and letters L (left hand) and R (right hand), with arrows pointing up or down to show the direction of the finger movement.

System 1: D A G (A) D A G (A) D A
 System 2: G (A) G D G A D A G (A)
 System 3: D A G (A) D A G (A) G D G A

>>

Book: Ceol Rince 1 n141

Source: John B. Walsh

Transcription: John B. Walsh(?), chords: Mike Long

My slight variation, mdl

The silver spire
 La grondeuse
 John Brennan's reel
 The great eastern reel

Reel

(Canada)

D G D A D

L3 L7 L4 L3 L7 L5 R2 R1a L10 L10 L7 L5 R1 L5 L7 L5 L7 L4 L7 L5 L4 L7 L3a L6 L3 L7 L4 L3 L7 L5

G D A D A

R2 R1a L10 L10 L7 L5 R1 L5 L7 L5 L7 L4 L3a L3a L3 L6 L6 L3a L4 L7 L5 L7 L4 L3 L4 L7 L5 L5 L9 R1a

D D A D A G D G D A D

L10 L10 L5 L9 R1a R6 R7 R6 L10 L8 L10 R6 R1a L10 L9 R1a R1 L5 L7 L3 L7 L5 R1 L7 L5 L7 L4 L3a L3a L7

>>

Book: New England Fiddler's Repertoire
 Source: New England Fiddler's Repertoire
 Transcription: Transcription, chords:Mike Long

The silver tip

Reel

(Ireland)

The musical score consists of two staves of music in the key of D major (one sharp) and 2/4 time. The first staff begins with a treble clef and a common time signature 'C'. The melody is written in eighth and sixteenth notes, with a triplet of eighth notes in the second measure. Chords are indicated above the staff: D, C, D, (Am), C, D, D, C, D, Am. Fingerings are indicated by numbers 1-5 and arrows for up and down strokes. The second staff continues the melody with similar notation and chords: D, C, G, D, D, C, D, Am, G, D, C, D. The piece concludes with a final cadence.

Book: O'Neill's 1185

Source: O'Neill's 1185

Transcription: Transcription:Trish O'Nei, chords:Mike Long

>>

Six mile bridge

The Queen County lasses

Reel

(Ireland)

D D A D A G D G D A

L5 ↑ L5 L7 L3 L5 R6 L10 L10 L10 L5 L7 L3 L5 R6 L10 L5 L5 R2 R6 R6 R6 R6 R7 R7 R6 L10

↓ ↑↑↑↑ ↓↑↑↑ ↑↑↑↑ ↓↑↑↑ ↓↑↑↑ ↑ ↑↑↓↓ ↓↓ ↓↑↑↑ ↑↑↑ ↓↑↑↑ ↓↑↑↑

D G D A/G D G D A D A G

R6 R6 R6 R6 R7 R7 R6 R6 R7 R7 R6 R6 R7 L10 R6 R6 L10 L10 L5 L7 L3 L5 R6 L10 L5 L5

↑↑ L10 ↓↓ L10 ↑↑ R6 ↓↑ R6 ↑↓ R7 ↓↓ R6 ↑↓ R6 ↑ R1a L5 ↑↑ L7 R2 ↑ L10 ↑ R1a L7 ↓

↓ ↑ ↑ ↓ ↑↑ ↓↑ ↓↑ ↓↑ ↓↑ ↓↑ ↓↑ ↓↑ ↓↑ ↓↑

Book: Kerr's First p35
Joyce, P. W.; "Old Irish Folk Music and Songs" n94
Source: Kerr's First p35
Transcription: Transcription, chords:Mike Long



The Skibbereen lasses

Reel

(Ireland)

The musical score consists of three staves of music in the key of D major (two sharps) and common time. Each staff includes a treble clef, a key signature of two sharps, and a common time signature. The music is written in a single melodic line. Above the notes, chords are indicated by letters: A, G, and (D). Below the notes, fingerings are indicated by letters L10, R1a, L5, L9, R6, L1, R7, L8, and R6, with arrows pointing up or down to indicate the direction of the finger movement. The score is divided into measures by vertical bar lines. The first staff has 12 measures, the second staff has 12 measures, and the third staff has 12 measures. The final measure of the third staff ends with a double bar line and a repeat sign. To the right of the third staff, there is a double arrow symbol >>.

Book: O'Neill's 1469

Source: O'Neill's 1469

Transcription: Transcription:Bob Safranek, arrangement, chords:Mike Long

The Skylark

Reel

James Morrison (Ireland)

The musical score for 'The Skylark' is presented in three systems, each with a treble clef staff and a corresponding line of chords and fingerings. The key signature is one sharp (F#) and the time signature is common time (C).

System 1: Chords: D A D G D D A. Fingerings: R6 ↑, R7 ↓, R6 ↓, R6 ↓, L10 ↑, L10 ↓, R6 ↓, R1 ↑, L5 ↑, L7 ↑, L7 ↑, L3 ↑, L7 ↑, L5 ↑, R2 ↑, R1 ↓, L5 ↓, L5 ↓, L4 ↓, L7 ↓, L5 ↓, L4 ↓, L7 ↑, L5 ↑, L7 ↓, L5 ↓, R2 ↓, R6 ↓, R7 ↓, R6 ↓, R6 ↓, L10 ↑, L10 ↓, R6 ↓, R1 ↑.

System 2: Chords: D G D A D D A. Fingerings: L5 ↑, L7 ↑, L7 ↑, L3 ↑, L7 ↑, L5 ↑, R2 ↑, R1 ↓, L5 ↓, L5 ↓, L4 ↓, R6 ↓, R7 ↓, R6 ↓, R6 ↓, L10 ↑, R6 ↓, L10 ↓, R6 ↑, L10 ↓, R6 ↓, R7 ↓, R6 ↓, L10 ↓, L10 ↓, L10 ↓, L10 ↓, L10 ↓, R1a ↓, L5 ↓, R6 ↓, L10 ↑, R6 ↑, L10 ↓, L5 ↑, L5 ↑.

System 3: Chords: D G A D G A G D G A D. Fingerings: R7 ↑, R6 ↓, R7 ↓, R6 ↓, L10 ↑, R1 ↑, L10 ↓, L10 ↓, R6 ↓, R6 ↓, R6 ↓, R6 ↓, R6 ↓, R7 ↓, R6 ↓, L10 ↓, L5 ↓, L7 ↑, L5 ↑, L7 ↓, L5 ↓, R1 ↓, L10 ↓, R1a ↓, R7 ↓, R6 ↓, L10 ↓, L10 ↓, R6 ↓, L10 ↓, L10 ↓.

>>

Book: Ceol Rince 1

Source: My arrangement from various sources

Discography: Noel Hill & Tony Linnane

Paul McGrattan: The Frost Is All Over

The Professor, Viva Voce (2 cassette set)

Tommy Basker, The Tin Sandwich

Transcription: Transcription, arrangement, chords: Mike Long

Sleepy Maggie

Reel

(Ireland, Scotland)

Chords: Bm, A, D, F#m

Fingerings: R6, L10, R6, L10, R6, L10, L10, R1a, R6, L9, R6, L10, R6, R3a, R6, L10, R1a, R6, L9, L9, L9, L10, R6, L9, L10, R1a, L10, R1a, R1a, L10, R6, R7, R7, L10, R1a, R6, L9, L9, L9, L10, R6, L9, R1, R7, R1a, R6, L9, R1, R1, L9, R6, L9, R1, R7, R1a, R6, L9, R1, R7, R1a, R6, R3a, R6, L10, R1a, R6, L9, R7, R7, R3a, R6, L10, R1a

Striking directions: ↑ ↓ L10 L9 L10, ↑ ↓ R6 ↑ L8 L10, ↑ ↓ L9 L9 L10, ↑ ↓ R7 ↑ L8 L10, ↑ ↓ L10 R6 L10, ↑ ↓ R1 ↑ L8 L10, ↑ ↓ L10 R6 L10, ↑ ↓ R7 ↑ L8 L10, L10 R1a R1a L10 R6, ↓ ↓ L9 ↓ L10 R3a, ↑ R7 R6 L8 L10, ↑ ↓ R7 R6 L10, ↑ ↓ R7 R7 R3a, ↑ ↓ R3a ↑ L5 L10, ↑ ↓ R7 ↑ L8 L10

>>

Book: O'Neill's 1424

Kerr's Fourth p19

Source: My arrangement from various sources

Transcription: Transcription, arrangement, chords: Mike Long

The Sligo lasses

Reel

(Ireland)

The musical score consists of three staves of music in G major (one sharp) and 2/4 time. The first staff includes a first ending and a second ending. Fingerings are indicated by numbers 1-5 and directions (up/down). Chords are written above the notes.

Staff 1: Chords: G, D, G, C, 1 D, 2 D (G). Fingerings: L5 R1 L3 R1, L3 L7 L3 L8 L5, L5 R1 L3 L5 R6, R6 R6 L10 R1 L5, R6 R6 L10 R1 L5.

Staff 2: Chords: G, D, G, D, G. Fingerings: R6 R7 R6 L10 R6 R7 R6, R6 R6 R7 R6 R6 L10 L10 R6, R6 R7 R6 L10 R6 R7 R6, L10 L10 R6 R7 R7 R6 R6.

Staff 3: Chords: G, D, G, C, D. Fingerings: L10 R6 R7 R6 L10 R6 R7 R6, R6 R6 R7 R6 R6 L10 L10 R6, R6 R7 R7 R7 R6 L10 L10 L9, R1 L9 L10 L5 L7 L3 L4 L7.

>>

Book: O'Neill's 1392

Source: O'Neill's 1392

Transcription: Transcription:Bob Safranek, Chords:Mike Long

The Sligo maid

Reel

(Ireland)

Am C G Em Am

C G Em Am G

Em G Am G (Am)

>>

Book: Irish Traditional Music Session Tunes 2 n8

Ceol Rince 1 n124

Fiddler's Fakebook

Source: pubsco~4.abc, walshs~2.abc, Norbeck

My arrangement from various sources

Transcription: Transcription, arrangement, chords:Mike Long

Speed the plough

Reel

(Ireland, Scotland, England, USA)

A D A E A

D A E A A

D A E A D A E A

>>

Book: Kerr's First p24

Fiddler's Fakebook p254

New England Fiddler's Repertoire

Ceol Rince 2 n160

Source: My arrangement from various sources,
mostly New England Fiddler's Repertoire

Transcription: Transcription, minor arr., chords:Mike Long

The Spike Island lasses

Reel

(Ireland)

The musical score consists of five staves of music in the key of D major (one sharp). The first staff includes a first and second ending. Chords are indicated above the notes, and fiddle fingering (L10, L9, L5, R1, L5, L3, L4, L7, L3, L3, L3, R2, L9, L5, R1, L5, L5, L7, L5, R2, L10, R6, L10, L10, L8, L10, R1a, L10) is shown below the notes with arrows indicating finger direction. The second staff continues the melody with chords D, C, D, A, D, A, A, D, C, D, A and corresponding fingering. The third staff includes a first ending and a second ending with a triplet, with chords D, A, D, C, D, G, C, Am, A, D and fingering. The fourth staff continues with chords C, D, G, C, Am, A, D, D, D, C and fingering. The fifth staff concludes with chords D, D, A, D, D, G, D, C, G and fingering.

>>

Book: Play 50 Reels

50 Fiddle Solos- Keane

Source: My arrangement from various sources

Transcription: Transcription, arrangement, chords: Mike Long

The spinners delight

Reel

(Ireland)

A E A D E A

E A E A E A A E

A E D A D A E A E A

>>

Book: Krassen O'Neill's p128

O'Neill's 1380

Source: O'Neill's 1380

Transcription: Transcription:Bob Safranek, slight arr., chords:Mike Long

The sporting boys

Reel

(Ireland)

The musical score consists of three staves of music in G major, 2/4 time. Each staff includes a treble clef, a key signature of one sharp (F#), and a common time signature. The music is written in a single melodic line. Above the notes, chords are indicated: G, D, G, C, G, D, G, C, G, D, G, C on the first staff; G, D, G, C, G, Em, G, C, G, D on the second staff; and G, C, G, Em, G, C, G, D, G, C on the third staff. Below the notes, fingerings are indicated with letters R (Right hand), L (Left hand), and numbers 1-5. Some letters are accompanied by arrows pointing up or down to indicate the direction of the stroke.

>>

Book: O'Neill's 1350

Source: O'Neill's 1350

Transcription: Trish O'Neil, chords: Mike Long

Sporting Molly

Colonel McBain

Seán Frank

Reel

(Ireland)

Em D Em D Em Em

D Em D Em G D

Em D Em G D Em G D Em

Book: Ceol Rince 182

Roche 1, 156

O'Neill's 1403

Source: Roche 1, 156

Transcription: Transcription, minor arr., chords: Mike Long

Sporting Paddy

Irish Pat

Reel

(Ireland)

The musical score is presented in three systems, each with a treble clef, a key signature of one sharp (F#), and a common time signature (C). The notation includes eighth and sixteenth notes, rests, and dynamic markings like accents (~). Above each system, chords are indicated: Am, G, Am, G, Am, G, Em, G, Am, G in the first system; Am, G, Am, G, C, D, C, G, C, D in the second; and C, G, C, D, C, G, C, D, G, C, C, G in the third. Below the notes, fingerings are specified using letters L (left hand), R (right hand), and numbers 1-5, with arrows indicating the direction of the stroke (up or down).

>>

Book: Ceol Rince 1 n133

Transcription: Transcription, chords: Mike Long

Sporting Peggy

Pretty Peg

Bill Clancy's delight

Reel

(Scotland, Ireland)

The musical score is written in treble clef, key of D major (two sharps), and 2/4 time. It consists of three systems of music. Each system includes a staff of music with notes and rests, and a line of fingerings and chords below it. The chords are indicated by letters: D, A, G, (G), and R6. The fingerings are indicated by numbers 1-5 and letters L (left hand) and R (right hand), with arrows pointing up or down to indicate the direction of the finger movement. There are several triplet markings (3) over groups of notes. The score ends with a double bar line.

System 1 Chords: D A D A D A G A

System 2 Chords: D (G) D D A D (G) D A D

System 3 Chords: D G A D G A D

>>

Book: Kerr's Second p17

Kerr's Fourth p10

O'Neill's 1465

Source: Kerr's Fourth

Transcription: Transcription, minor arr., chords:Mike Long

The Star of Munster

Reel

(Ireland)

The musical score consists of three staves of music in G major (one sharp) and 2/4 time. The first staff contains the first line of music with chords Am, G, Am, G, Am, Am, G, Am, G, Am, G. The second staff contains the second line of music with chords Am, G, Am, Am, G. The third staff contains the third line of music with chords (Em), G, Am, G, (Em). Fingerings are indicated by numbers 1-5 and letters L (left hand), R (right hand) with arrows showing the direction of the finger stroke.

>>

Book: Roche 1 n136

O'Neill's 1218

Pubscouts

Fiddler's Fakebook

Source: My arrangement from various sources

Transcription: Transcription, arrangement, chords:Mike Long

Style of the Ballylanders

Reel

(Ireland)

The musical score is presented in three systems, each with a treble clef, a key signature of one sharp (F#), and a common time signature (C). The music consists of eighth and sixteenth notes, with some triplets and slurs. Chords are indicated above the staff, and fingerings are indicated by numbers 1-5 and letters R (right hand) and L (left hand) with arrows showing the direction of the stroke.

System 1: Chords: Em, D, A, Em, D, A, Em, G. Fingerings include R1, L4, L4, L10, R1a, L9, L5, R1, L7, L5, L7, L3, L4, L7, L5, R1, L4, L4, L10, R1a, L9, L5, R1, L7, L5, L7, L4, L7, L5, L5, R1, L4, L4, R1, L5, L9, R1a.

System 2: Chords: D, A, G, D, A, Em, D, D, A, D. Fingerings include L10, L5, L3, L4, L5, R1, L5, R1a, L10, L10, L10, L5, R1, L4, L3, L7, R2, R1, L5, L7, R1, L5, L3, L7, R2, L10, R1, L7, L7, L7, L7, L5, R1a, L8.

System 3: Chords: G, A, D, A, G, D, A, G, A. Fingerings include R1, L7, L5, L7, L4, L5, L7, L4, L3, L7, L5, R2, R1a, L10, R6, L10, R1a, L10, R6, R6, R7, R6, R6, L10, R6, L10, R6, L10, L5, L7, L4, L4, L7, R1, L10.

>>

Book: Music from Ireland Vol. 3
 Roche 1 n178 -The stile of the Ballylanders (sic)
 Source: Music from Ireland Vol. 3
 Transcription: Transcription, chords:Mike Long

The swallow's tail

The pride of the ball

Reel

(Ireland)

Am G Am

R6 R6 L10 L8 L9 L5 L5 L9 L5 L9 L10 R6 R6 L10 R1 L5 R1 L5 R2 L5 R1 L5 L9 L10 R6 R6 R6 R6 L10 L8 L9 L5 L5 L9 L5

G Em Am Am

L9 L10 R6 R6 R6 R6 R7 R6 R6 L10 R1 L5 R1 L9 L5 R1 L5 L5 L9 L10 L10 R7 R7 R6 R7 R7 R6 L10 L10 R6 L10 R1 L9 L10 R6 R6 R6 R6 L10 R6 R6 R7 R6 L10 R1 R1 L9 L5 L5 L5

G Am G Em Am

L5 R1 R2 R1 L9 L10 R6 R6 L10 R7 R6 R7 R6 L10 L10 R6 R6 R7 R6 L10 R1 R1 L9 L5 L5 L5

Arr. P.W. Joyce

D C D

L9 R1 L5 L7 L3 L5 L7 L3 L4 L5 L5 R1 L9 R1 L9 L5 L5 L4 L3 L5 L4 L3 L4 L5 L5 R1 L9 R1 L9 L5 L7 L3 L5 L7 L3 L4 L5 L5 R1 L9 R1 L9

C G D D C

L10 L9 L5 R1 L5 L5 L7 L5 R1 L5 L7 L3 L7 L5 L5 R2 L10 L10 L5 L5 L7 L3 L5 R1 L9 R1 L5 L5 L4 L3 L5 L4 L3

D C G D

L4 L5 L5 R1 L9 R1 L9 L5 R2 L10 L10 L9 L5 L5 L7 L5 L5 R1 L9 R1 L9 L10 L10 R1 L9 L5 R1 L5 L5 L7 L5 R1 L5 L7 L3

Book: O'Neill's 1268

Kerr's Second p25

2 Joyce, P. W.; "Old Irish Folk Music and Songs"

Source: 1 My arrangement from various sources

2 joyce.abc

Transcription: 1 Transcription, arrangement, chords:Mike Long

2 Transcription:??, chords:Mike Long

>>

Sweeney's buttermilk

McGlinchey's

Charlie's Buttermilk Mary

Reel

Brendan McGlinchey (Ireland)

Chords: Bm G A Bm A F#m Bm A

Chords: Bm A F#m Bm Bm A Bm

Chords: A G Bm A Bm A F#m Bm

Source: ??

Discography: Brian Mulvahill/Donna Long- The Morning Dew track 2

Chieftains...?

Transcription: Transcription, chords:Mike Long

>>

Sweeney's dream

Reel

Staff 1: D G A D D A D G A
 L10 L7 R1 R6 ↓ L7 L5 L10 ↑ ↑ ↑ ↑ ↓ ↑
 R6 R6 R6 R6 L9 ↓ ↑ L10 ↑ L10 R1a ↓ ↓ ↓ ↓
 L10 L7 R1 R1 ↓ L7 L5 L10 ↑ ↑ ↑ ↑ ↓ ↑
 L5 L7 L7 L4 L7 L3 ↑ ↑ L3 ↓ ↑ L4
 R6 R7 R7 L10 ↑ ↑ R7 R6 R6 ↓ ↑ ↑ ↓ ↑
 R6 R6 L10 R1a L10 ↓ ↑ L10 ↓ L10 R6 ↑ ↓ ↓ ↑ ↓

Staff 2: D G A D G A D G F#m
 R6 R7 R7 R6 ↑ ↑ R7 ↓ R6 ↑ ↑ ↑ ↑
 R6 R6 R6 R6 L10 ↓ ↑ L10 ↑ L10 L10 ↓ ↓ ↓ ↓
 R6 R7 R7 R6 ↑ ↑ R7 ↓ R6 ↑ ↑ ↑ ↑
 R6 R6 R6 R6 L9 ↓ ↑ L10 ↑ L10 R1a ↑ ↓ ↓ ↓ ↓
 L10 L7 L5 L10 ↓ L7 ↑ R1 R6 ↑ ↑ ↑ ↑
 R6 R6 R6 R6 L10 ↓ ↑ L10 ↑ ↑ ↑ ↓

Source: Chieftains 9, Trk. 8

Discography: Chieftains 9, Trk. 8

Transcription: Transcription, chords:Mike Long

>>

Sweeney's wheel

Reel

(Ireland)

The score is written in G major (one sharp) and 4/4 time. It consists of five systems of music, each with a treble clef and a key signature of one sharp. The notes are written on a five-line staff, and the fretted guitar notation below each staff indicates fingerings and pick directions (up and down strokes). Chord progressions are indicated by letters above the staves.

- System 1:** Chords Bm, G, A, Bm. Measure 1: A, G. Measure 2: A, G.
- System 2:** Chords A, A, G, A, A, G.
- System 3:** Chords D, A, G, D. Measure 1: A, G. Measure 2: A, G.
- System 4:** Chords D, D, A, D. Measure 1: A, G. Measure 2: A.
- System 5:** Chords D, D, A, D, A, (G).

The notation includes various rhythmic patterns such as eighth notes, sixteenth notes, and triplets. Pick directions are indicated by up and down arrows. Fingering numbers (1-5) are shown above notes. The score concludes with a double bar line and repeat dots.

>>

Source: Celtophile Trk 8-Jackie Daly & Patrick Street
 Discography: Celtophile Trk 8-Jackie Daly & Patrick Street
 Transcription: Transcription, chords:Mike Long

Sweet Biddy of Ballyvourney

Reel

(Ireland)

The musical score is presented in three staves. Each staff begins with a treble clef, a key signature of one sharp (F#), and a common time signature (C). The music is a reel, characterized by its 3/4 time signature and continuous eighth-note patterns. Chords are indicated above the staff: G, C, D, G, D, G, C, D, G, D, G, G, D, G, C, D, G, G, D. Fingering instructions are provided below the notes, using letters L (left hand) and R (right hand) with numbers 1-10 and arrows indicating finger direction (up/down).

>>

Book: O'Neill's 1301

Source: O'Neill's 1301

Transcription: Transcription:Trish O'Neil, arrangement, chords:Mike Long

The tailor's thimble

Reel

(Ireland)

Chords: A A G A A G G

Rhythmic patterns (Left Hand):

- Staff 1: R1a ↓ L10 ↓
- Staff 1: R1a L5 L5 L5 R2 L9 ↓ L5 ↑ ↑ ↑ ↑ ↓
- Staff 1: R1a L5 R2 R1 L5 L9 ↓ L5 ↑ ↑ ↑ ↓ ↓
- Staff 1: R1a L5 L5 L5 L9 R1a ↓ L5 ↑ ↓ ↓ ↓ ↓ L10 ↑
- Staff 1: L10 R6 L10 L10 L5 R1 ↑ R6 ↓ ↑ ↓ R1 ↓ ↑
- Staff 1: R7 R6 R7 R7 R6 R7 ↓ ↓ ↓ ↓ ↓ ↑
- Staff 2: R7 R6 L10 L10 ↓ R7 L10 R1 R6 ↑ ↑ ↑ ↓ ↓ ↓
- Staff 2: R7 R6 R7 R6 ↓ ↓ R7 R7 ↓ ↓ ↓ ↓ ↓
- Staff 2: R7 R6 L10 L10 ↓ R7 L10 R1 R6 ↑ ↓ ↓ ↓ ↓ ↓
- Staff 2: R7 R6 R7 R6 ↓ ↓ R7 ↑ R7 ↓ ↓ ↓ ↓ ↓
- Staff 2: R7 R6 L10 L10 ↓ R7 L10 R1 R6 ↓ R6 ↑ R6 ↓ ↓ ↓ ↓ ↓
- Staff 2: R7 R6 R7 R6 L10 R6 L10 L5 ↑ R6 ↓ L10 R1 R1 ↑ ↑ ↓ ↓ ↓ ↑

Book: Ceol Rince 1 n125

Music of Corktown n53 (with key sig of G)

Source: Ceol Rince 1 n125

Transcription: Transcription, chords:Mike Long

>>

Tam Lin

The howling wind

Reel

Dm Bb C Bb C Dm Bb

C 1 Dm 2 Dm Dm C

Am Dm (F) Bb 1 C 2 C (Dm)

Arr. 2- And chords for Am version

Am 3 F G F G Am 3 F

G 1 Am 2 Am Am G

Em Am (C) F 1 G 2 G (Am)

Source: 1 Session in Sligo 1991
 2 Paddy O'Brien Tune Collection
 2 ricke~11.abc
 Transcription: 1 Transcription:?, Chords:Mike Long
 2 Transcription:?, Chords:Mike Long

Tarbolton Lodge

Reel

(Ireland)

Em D Em

L7 L4 L10 R1a R1 L5 L5 R1 L5 L7 L5 L4 L4 L7 L3 L10 R1a L8 L7 L5 R1 L5 L5 L7 L3 L3 L7 L4 L10 R1a R6 R6 R7

D Bm G D Bm Em Em

R6 L10 R6 L10 R1 L5 L5 L5 L5 L7 L5 L7 R1 L5 L7 L5 L4 R6 R6 R6 R6 L10 L10 R6 R7 R6 L10

D G D Em G D Bm Em

L10 R6 R7 R6 L8 L5 L7 L3 L5 R1 L7 L5 L4 L10 R6 L10 L10 L9 R1a R1 L5 L5 L5 R1 L5 L7 L5 L4

>>

Book: Kerr's First p12

Source: Kerr's First p12

Transcription: Transcription, chords:Mike Long

Tear the calico Rip the calico

Reel

(Ireland)

D G A D G A

L10 R6 L10 L10 R6 L10 L10 L10 R1 L10 L10 R6 R6 L10 L10 R6 L10 L10 R6 L10 R1 L5 L5

G G A G G A

R2 R1 R1 R3 L10 R6 L10 L10 L10 L9 R1a L10 R6 R6 L10 L10 R1 R1 R3 L10 R6 L10 L10 R6 L10 R1 L5 L5

D G G A D G 1 G A 2 A G

R6 R7 R6 R6 R6 L10 L10 R1 L10 R6 L10 R6 R7 R6 R6 R6 L10 L10 L10 L5 L5 R2 L10 R6 R6

↑ ↑ R7 ↓ ↑ L10 ↑ L10 L10 ↑ R6 R6 ↑ ↑ R7 ↓ ↑ L10 ↑ R6 R1 ↑ ↑ ↓ L10 R6 ↓ ↑ L10 ↓ ↑ ↑ ↓ ↑ ↓ ↓ ↑ ↑

>>

Book: O'Neill's 1255- sections in different order...
 Source: My arrangement from various sources
 Transcription: Transcription, arrangement, chords:Mike Long

The temperance reel

The teetotaller's reel

Reel

(Ireland)

The musical score is presented in three systems, each with a treble clef and a key signature of one sharp (F#). The time signature is common time (C). The first system contains the first four measures, with chords G, Em, D, and G. The second system contains measures 5 through 8, with chords Em, D, G, and Em. The third system contains measures 9 through 12, with chords D, Em, D, and G. Fretting diagrams are provided below each measure, using letters L (left hand) and R (right hand) with numbers 1-10 to indicate fingerings. Arrows indicate the direction of the stroke (up or down).

>>

Book: New England Fiddler's Repertoire

Source: New England Fiddler's Repertoire

Transcription: Transcription, rearrangement, chords: Mike Long

The tent at the fair

Poldwilly bridge

Reel

(Ireland)

D D A D A G D D A

L5 R2 L5 L3 L8 L10 L7 L4 L10 L5 R2 L5 L3 L8 L10 L5 R1a L10 L8 L10 L10 L10 L10 R7 L10 L10 R1a L10

↑ ↑ ↑ L7 L10 L7 ↓ L8 ↓ ↑ R1a ↑ ↑ L7 L10 L7 ↑ R1a L9 ↓ L10 ↓ R6 R7 R6 ↑ ↓ R6 ↓ L10 R6

↑ ↑ ↑ ↑ ↑ ↑ ↑ ↑ ↑ ↑ ↑ ↑ ↑ ↑ ↓ ↓ ↓ ↓ ↓ ↓ ↓ ↓ ↓ ↓ ↑ ↓ ↓ ↑ ↑

D G A D D G D A G A

L10 L10 L10 R7 R6 R6 L10 R1a L10 L10 L10 R7 R6 R7 L10 L10 R7 L10 R7 R7 R6 L10 R6 L10 R6 R6 L10 R1a L9

↓ R6 R7 R6 ↓ ↑ L10 ↓ L10 R6 ↓ R6 L10 L10 L10 ↑ ↓ R6 ↓ ↓ R6 ↑ ↑ R6 ↑ L10 R6 ↓ ↑ L10 ↓ L5 R1a

↑ ↓ ↓ ↓ ↑ ↑ ↓ ↑ ↓ ↓ ↑ ↓ ↓ ↓ ↓ ↑ ↓ ↑ ↓ ↓ ↓ ↓

Book: Kerr's First p.24

O'Neill's p1517

Source: My arrangement from various sources

Transcription: Transcription, arrangement, chords:Mike Long

>>

Tie the bonnet The rambler's rest Upstairs in a tent In and out the harbour

Reel

(Ireland)

Chords: A D Am G A D G A G A A G A D G

Fingerings and directions are indicated by numbers 1-5 and letters L (left) and R (right) with arrows showing the direction of the stroke.

>>

Book: Krassen O'Neill's p124

Ceol Rince 3, 96

O'Neill's 1351

O'Neill's 1415

Source: My arrangement from various sources- mostly O'Neill's 1351

Discography: Michael Tubridy: The Eagle's Whistle (?)

Transcription: Transcription, arrangement, chords: Mike Long

Tim Moloney's

Reel

The image displays a musical score for a reel in G major, 2/4 time. The score is divided into three systems, each with a treble clef and a key signature of one sharp (F#). Above the staff, chords are indicated: G, Bm, C, C, D, G, Bm in the first system; C, C, D, G, Bm, C in the second system; and D, G, Bm, C, C, D in the third system. Below the staff, specific fingerings are provided for each note, using letters L (left hand), R (right hand), and numbers 1-5. Arrows indicate the direction of the stroke (up or down). The score includes repeat signs and a final double bar line.

>>

Book: Ceol Rince 1 n88

Source: Norbeck

My arrangement from various sources

Transcription: Transcription, arrangement, chords:Mike Long

Timour the Tarter

Peter Street

Reel

(Scotland, Ireland)

Chords: A A D A E A

Chords: A D A (D) E A E

Chords: A A D A D A D E

>>

Book: O'Neill's 1325

Krassen O'Neill's

NE Fiddlers

Kerr's First p18

Skye collection p6

Source: My arrangement from various sources, essentially the Scottish version

But all essentially the same- O'Neill's has an interesting variation

in the A part...

Transcription: Transcription, minor arr., chords:Mike Long

Tom Ward's downfall

Reel

(Ireland)

APB Johnny Wilmot, more or less

Chords: G C G D G C G [1 D G] [2 D G] G D D G D.C.

Fingerings: L10 L9, R1 L5 L5 L7 L5 L4 L3 L5, L4 L3 L2 L4 L5 L4 L5 L4, L3 L4 L5 L5 R1 L5 R1 L10, L10 L10 L10 R1 L10 R6 L10, R1 L5 L5 L7 L5 L4 L3 L5, L4 L3 L2 L4 L5 L4 L4, L3 L4 L5 L5 R1 R1, L10 R6 L9 R1 L5 L5 L5, R6 L10 L9 R1 L5 L5 R1, L10 R6 R6 R6 R6 R6 L10 L10, L10 R7 R7 R6 R7 R7 R6 R7, R7 R7 R6 R7 R6 R6 R7 R7 R6, R6 L10 L10 L9 R1 L5 L5, R6 R7 R6 R6 R7 R6 R6 L10 L10, L10 R7 R7 R6 R7 R7 R6 R7, R7 R7 R6 R7 R6 R6 R7 R7 R6, R6 L10 L10 R1 R1 L5 L5 L5

Book: Music from Ireland Vol. 3

Source: Johnny Wilmot: Another side of Cape Breton

Discography: Johnny Wilmot: Another side of Cape Breton

Transcription: Transcription, chords: Mike Long

Tommy Peoples' 1

Reel

(Ireland)

Staff 1:
 Measure 1: G (L5 ↓, R1 ↑, L5 ↓, L9 ↑, L5 ↓, R1 ↑, L5 ↓)
 Measure 2: D (L5 ↑, L3 ↑, L7 ↑, L5 ↓, L5 ↓, L7 ↑)
 Measure 3: G (L5 ↓, R1 ↑, L5 ↓, L9 ↑, L5 ↓, R1 ↑, L5 ↓)
 Measure 4: C (L5 ↑, R2 ↑, L10 ↓, L5 ↓, L5 ↓, L7 ↑, L5 ↓)
 Ending 1: D (L5 ↑, R2 ↑, L10 ↓, L5 ↓, L5 ↓, L9 ↑)
 Ending 2: G (L5 ↑, R2 ↑, L10 ↓, L5 ↓, L5 ↓, L9 ↑)

Staff 2:
 Measure 5: G (R6 ↓, L10 ↓, L10 ↑, L10 ↓, R6 ↑, R6 ↓, R6 ↓)
 Measure 6: G (R6 ↓, R7 ↓, R6 ↓, R6 ↓, R6 ↑, R7 ↑, R6 ↑)
 Measure 7: D (R6 ↓, L10 ↓, L10 ↑, L10 ↓, R6 ↑, R6 ↓, R6 ↓)
 Measure 8: G (L9 ↑, R1 ↑, L5 ↑, R2 ↑, R1 ↓, L5 ↓, L5 ↓)
 Ending 1: C (L9 ↑, R1 ↑, L5 ↑, R1 ↓, L5 ↓, L5 ↓)
 Ending 2: D (L9 ↑, R1 ↑, L5 ↑, R1 ↓, L5 ↓, L5 ↓, L7 ↑, L5 ↓)

Source: My arrangement from various sources

Transcription: Transcription, arrangement, chords: Mike Long

>>

Tommy Peoples' 2

Reel

(Ireland)

Bm Bm (G) Bm A G Bm
 R1 L9 R1a L10 L10 R1 L7 L9 R1a L10 R6 L10 R1 L10 L10 L10 L5 R1 L10 R6 L10 L10 L9 R1a R1 L5 R2
 ↑ ↓ ↓ ↓ ↓ ↑ ↑ ↓ ↓ ↓ ↑ ↓ ↓ ↓ ↓ ↑ ↑ ↓ ↓ ↓ ↑ ↑ ↓ ↓ ↓ ↓ ↓ ↓ ↓ ↓

Bm (D) G A D D G
 R1 L7 L9 R1a L10 L10 R1 L5 R1 L10 L10 L10 L5 R1 L10 R6 L10 L10 R6 R7 R6 R7 R6 L10 R7 R6 R6 R6 R6
 ↑ ↑ ↓ ↓ ↓ ↑ ↓ ↑ ↓ ↓ ↓ ↓ ↓ ↓ ↓ ↓ ↓ ↓ ↓ ↓ ↓ ↓ ↓ ↓ ↓ ↓ ↓ ↓ ↓ ↓

D G A D D D G D A G
 R7 R6 L10 L10 R1 L5 R1 L10 R6 L10 L10 R6 R7 R7 L10 R6 R6 L10 R6 R7 R6 L10 R6 L10 R1 L7 R1a R6 L10
 ↑ ↑ R6 ↓ ↑ ↑ ↑ L10 ↑ ↓ L10 ↓ L10 R7 R6 R6 ↓ ↑ ↓ ↑ R6 ↑ ↑ R6 ↑ ↑ L10 ↑ ↑ L9 L10 L10
 ↓ ↑ ↓ ↓ ↑ ↑ ↓ ↓ ↓ ↓ ↓ ↓ ↓ ↓ ↓ ↓ ↓ ↓

>>

Source: Private tape - Milltown Malbay 1985 -Dermot Diamond, Belfast fiddle
 bernie~1.ab

Discography: Altan: Island Angel

Private tape - Milltown Malbay 1985 -Dermot Diamond, Belfast fiddle

Transcription: Transcription:Bernie Stocks?,slight arr., chords:Mike Long

Torry Burn lasses

Comely Jane Downing

Reel

(Scotland, Ireland)

Chords: G C G C D G D C G

Fingerings (Staff 1):
 L5 R1 R1 L10 ↓ ↑ L5 L10 R1 ↓ ↑ ↓ ↓ ↓ ↑
 L9 L10 L10 R6 ↑ ↑ L9 R6 ↑ ↑ ↑ ↓
 L5 R1 R1 L10 ↓ ↑ L5 L10 R6 ↓ ↑ ↓ ↓ ↓ ↓
 L10 L9 L5 L5 ↑ L10 R1 ↑ ↓ ↓ ↑ ↑
 R6 R7 R7 R6 L10 ↓ ↓ R6 ↑ ↑ L10 ↓ ↑
 L10 L10 R6 L10 L10 ↑ L10 R6 ↓ ↓ R1 ↓ ↑

Chords: G D C G G C G C G D (G)

Fingerings (Staff 2):
 R6 R7 R7 R6 L10 ↓ ↓ R6 ↑ ↑ L10 ↓ ↑ ↓ ↓ ↓ ↓
 L10 L10 R6 R6 ↑ L10 R6 ↓ ↓ R7 ↓ ↑ ↑
 R7 R7 R6 R6 L10 ↓ ↑ R6 R6 L10 ↓ ↑ ↓ ↓ ↓ ↓
 L10 L10 R6 L10 L10 ↑ L10 R6 ↓ ↓ R1 ↓ ↑ ↑
 L9 R1 L10 R6 L10 ↑ ↑ L9 L10 R6 ↑ ↑ ↑ ↑ ↓ ↑
 L10 L5 L5 L5 ↓ R1 R1 ↑ ↓ ↓ ↑ ↑

Book: O'Neill's 1461 (=Kerr's)

Kerr's First p23

Source: Kerr's First p23

Transcription: Transcription, chords:Mike Long

>>

Toss the feathers

Reel

(Ireland)

APB The Chieftains, more or less

Chords: Em, Em, D, Em (G), 1 D (A), 2 D (A), Em, D, Em, D, Em, D, G, D, A (G)

Book: O'Neill's- 1224, played in C, and transposed up...

Source: 1 Chieftains 9 (Boil the Breakfast early) a tad simplified...

Discography: Chieftains 9 (Boil the Breakfast early)

Transcription: Transcription, chords:Mike Long

>>

Trim the velvet

Reel

(Ireland)

The musical score consists of four systems of music, each with a treble clef and a key signature of one sharp (F#). The time signature is common time (C). Above the notes, chords are indicated by letters G, C, and D. Below the notes, fingerings are indicated by letters L (left hand) and R (right hand) with numbers 1-5, and arrows pointing up or down to indicate the direction of the finger stroke. Some notes have a tilde (~) above them, indicating a grace note. The first system has a repeat sign at the end. The second system has a repeat sign at the end. The third system has a repeat sign at the beginning and a repeat sign at the end. The fourth system has a repeat sign at the end.

System 1: G D G D G D C D G G D
 System 2: G C D G G D G C C D
 System 3: G D G D G C D G G D
 System 4: G C D G D G C C D

>>

Book: O'Neill's 1320

Source: O'Neill's

Transcription: Transcription: Trish O'Neil, minor arr.(?), chords: Mike Long

The trip to Durrow

Reel

(Ireland)

D D G G G A D D G

L3 L7 L3 L3 L5 R2 L10 L10 R1 L9 L10 R1 R2 R1 L7 L5 L4 L7 L4 L3 L7 L3 L3 L5 R2 L10 L10 R1 L9

↑ ↑ L4 L5 L7 ↑ ↑ R6 ↑ ↓ R1a ↓ R1 L5 R1 L5 ↑ ↑ L3 ↑ ↓ L4 ↑ ↑ L4 L5 L7 ↑ ↑ R6 ↑ ↓ R1a

G G A D D A

L10 R1 L7 R2 L5 L7 L5 L4 L7 L3 L10 L10 R6 R7 L10 R6 L10 R1a L10 R6 R7 R6 R7 R6 L10

↓ R1 L5 L5 R1 ↑ ↑ ↓ ↓ ↑ ↑ L3 ↓ ↑ R6 ↓ ↑ R6 R6 R6 L10 ↓ L10 R6 L10 L10 ↓ L10 L10 R6 R1a

D A G A D D A D D A G

L10 L10 R6 R6 R7 L10 R6 L10 R1a L10 R6 R7 R6 L10 L10 L10 L10 R6 L10 L10 L10 R6 L10 L10 R1 L9

↓ R1a L10 ↓ ↑ R6 R6 R6 L10 ↓ L10 R6 R7 R6 ↑ ↓ ↑ R1a ↓ L10 ↑ ↓ ↑ R1a ↓ L10 ↑ ↓ L10 ↑ ↓ R1a

G G A D D G G G A D

L10 R1 R2 R1 L7 L5 L4 L7 L4 L3 L7 L3 L3 L5 R2 L10 L10 R1 L9 L10 R1 L7 R2 L5 L7 L5 L4 L7 L3

↓ R1 L5 R1 L5 ↑ ↑ L3 ↑ ↓ L4 ↑ ↑ L4 L5 L7 ↑ ↑ R6 ↑ ↓ R1a ↓ R1 L5 L5 R1 ↑ ↑ ↓ ↓ ↑ ↑ L3

>>

Book: Ceol Rince 1 n127

The Portland Collection

Source: The Portland Collection

Discography: Noel Hill: The Irish Concertina

Transcription: Transcription, chords: Mike Long

A trip to Pakistan

Reel

The image displays a musical score for a reel titled "A trip to Pakistan". It consists of two systems of music, each with a main melody line and a corresponding fretting diagram below it. The first system includes chords Em, G, D, Em, G, D, Em, Em, C, G, D. The second system includes chords Em, C, G, D, Bm, Em, D, D, Em. Below the second system, there is a section labeled "Arr. 2" with chords Bm, A, Bm, D, A, Bm, Bm, G, D, A, Bm, G, D, A, F#m, Bm, A, A, Bm. The fretting diagrams use letters L1-L10, R1-R7, and arrows to indicate fingerings and string bends. A double arrow symbol ">>" is located to the right of the second system.

Source: IrTrad; Juergen Gier, 3/97

1 oneila~1.abc

2 George

Discography: The Bees'Knees

Transcription: 1 Transcription:?:chords:Mike Long

Transcription, minor arr.,chords:Mike Long

The turnpike gate 1

Reel

(Ireland)

The musical score consists of three staves of music in G major, 4/4 time. Each staff includes guitar chords and fretting diagrams. The fretting diagrams use letters L (left hand) and R (right hand) with numbers 1-10 and arrows indicating finger placement and direction.

Staff 1: Chords: G, C, G, C, D, G. Fretting: L5 ↓, R1 ↑, L10 ↓, L8 ↓, R1 ↑, L10 ↓, L10 ↓, R7 ↑, R7 ↑, L10 ↓, R6 ↓, R6 ↓, L5 ↓, R1 ↑, L10 ↓, L8 ↓, R1 ↑, L10 ↓, L10 ↓, R6 ↑, L10 ↓, R1 ↑, R1 ↑, L5 ↑, L5 ↑, R1 ↑, L5 ↓, R1 ↑, L10 ↓, L8 ↓, R1 ↑, L10 ↓.

Staff 2: Chords: C, G, C, D, G, C. Fretting: L10 ↓, R7 ↑, L10 ↓, R6 ↓, R6 ↓, R7 ↑, R7 ↓, R6 ↓, R6 ↓, L10 ↓, L10 ↓, L10 ↓, R1 ↑, L10 ↓, R6 ↓, R1 ↑, L5 ↑, L5 ↑, R6 ↓, L10 ↓, L10 ↓, L10 ↓, L10 ↓, L10 ↓, L8 ↓, R1 ↑, L5 ↓, R1 ↓, L10 ↓, L10 ↓.

Staff 3: Chords: G, C, D, G, C, G, C, D. Fretting: R6 ↓, L10 ↓, L10 ↓, L10 ↓, L10 ↓, L10 ↓, R1 ↑, R6 ↓, R1 ↑, R1 ↑, L5 ↑, L5 ↑, R6 ↓, L10 ↓, L10 ↓, L10 ↓, L10 ↓, L10 ↓, R1 ↑, L10 ↓, R1 ↓, R6 ↓, R6 ↓, R7 ↑, R7 ↓, R6 ↓, R6 ↓, L10 ↓, L10 ↓, L10 ↓, L10 ↓, L10 ↓, L5 ↓, R6 ↓, R1 ↑.

>>

Book: Roche 1 n194

Roche 1 n195

Source: Roche 1 n195

Transcription: Transcription, chords:Mike Long

The Virginia reel

Reel

Bm **D** **Bm**
 L3 R1 L5 L5 R1 R2 L5 L4 L3 L7 L5 R1 L5 R1 L5 L4 L3 R1 L5 L5 R1 R2 L5 L10
 ↑ ↑ R1 R1 ↑ ↑ L5 R1 L7 L7 ↑ ↑ L7 ↑ ↑ L7 L7 L7 L7 ↑ ↑ R1 R1 ↑ ↑ L5 R1 R1 L10
 ↑ ↑ ↑ ↑ ↓ ↓ ↑ ↑ ↑ ↑ ↓ ↓ ↑ ↑ ↑ ↑ ↓ ↓ ↑ ↑ ↑ ↑ ↓ ↓

D **A** **D** **Bm** **D**
 R6 L10 L10 L10 L10 L5 L7 R1 L4 L4 L10 R6 L10 L8 R1 L5 L7 L5 R2 L5 L7 L5 R2 L10 L10 L10 R6
 ↑ ↑ L10 R6 ↑ ↓ R1 ↑ ↑ ↓ ↓ ↓ ↓ ↓ L10 ↑ L10 ↑ ↑ ↑ ↑ ↓ ↓ ↑ ↑ R6 ↑ L10 R6 ↓
 ↓ ↑ ↑ ↓ ↑ ↑ ↑ ↑ ↓ ↓ ↓ ↓ ↓ ↓ ↓ ↓ ↓ ↓ ↓ ↓ ↓ ↓ ↓ ↓

A **D** **Bm** **D** **A**
 R7 R7 R6 R7 R6 L10 R6 L10 L10 L10 L5 L7 L7 L5 R1 L10 R6 L10 L10 L10 L10 L5 L7 R1 L4 L4
 ↑ ↓ ↑ ↑ ↑ ↑ ↓ R6 ↑ ↓ R6 ↑ R6 ↓ R1 ↑ ↑ ↑ ↑ ↓ L10 ↑ ↑ L10 R6 ↑ ↓ R1 ↑ ↑ ↑ ↓ ↓ ↓
 ↓

>>

Source: My arrangement from various web files, mostly Norbeck...

Discography: Dervish: Harmony Hill

Transcription: Transcription:?, minor arr., chords:Mike Long

Wake up to Cape Breton

Reel

Brenda Stubbert (Cape Breton)

Chords: E D E A E D Bm E D E A

Chords: E D Bm E E D Bm E Em D

Chords: Em C D Em Em D G D Em

Source: Tune of the Month. May, 1998.

Discography: Jerry Holland, Fiddler's Choice

Transcription: Paul Stewart Cranford, chords: Mike Long

>>

Walker Street

The traveller

Reel

(Ireland)

Chord symbols: G C D G C D G C D

Chord symbols: G C D G G G D G

Chord symbols: C D G G D G C

First endings: 1 D G, 2 D

Book: Cole p.45

New England Fiddler's Repertoire

O'Neill's 1495

Source: O'Neill's 1495

Transcription: John B. Walsh, arr. chords: Mike Long

The watchmaker

Neil Gow's wife

Reel

(Ireland, Scotland)

The musical score consists of two staves of music in treble clef, 4/4 time. The first staff begins with a key signature of one flat (B-flat) and a common time signature. The second staff continues the melody and includes a key signature change to one sharp (F#) for the Bm chord. Chords are indicated above the notes. Fingerings are indicated by numbers 1-5 and arrows for up and down strokes. A triplet of eighth notes is marked with a '3' in the first staff.

Chords: Am, G, Am, Am, G, Em, C, G, C, Am, C, Bm, Am, G, Am, G, Em.

Fingerings: L10, L9, L5, L9, R1, L5, R1, L9, L5, R1, L10, L10, L9, L5, L9, R1, L5, R1, L9, R1, R1, L4, L5, L9, L10, R6, L10, L5, R1, R2, R1, L9, L10, R6, L10, L5, R1, R1, L4, L5, L9, L10, R6, L10, L5, R1, R1, L4, L5, R1.

Book: Krassen O'Neill's

O'Neill's 1539

Kerr's First

Source: O'Neill's 1539

Transcription: Transcription:John B. Walsh, chords:Mike Long

>>

Welsh reel 1

Reel

(Wales)

G C G (C) D G C G D G

L3 ↑ L5 L5 R1 ↓ ↓ L5 L5 ↑ ↑ ↓ L9 L9 L5 ↑ ↑ R1 L9 ↑ ↑ ↑ R1 L5 L5 L5 L9 ↑ ↓ ↓ ↑ R1 ↑ ↑ L10 L7 ↓ L8 L3 ↑ ↑ ↑ L5 L5 R1 ↓ ↓ L5 L5 ↑ ↑ ↓ L9 L9 L5 ↑ ↑ R1 L9 ↑ ↑ ↑ R1 L5 L7 L5 L7 ↑ ↓ ↑ ↓ L5 ↑ ↑ L5 L5 ↓ ↓

G D G (C) D G C G D G

L5 ↑ R1 L10 L9 ↑ ↓ L10 R1 ↓ ↑ ↑ L5 L9 L5 ↑ ↑ R1 ↑ ↑ R1 L5 L5 L5 L9 ↑ ↓ ↓ ↑ R1 ↑ ↑ L10 L7 ↓ L8 L3 ↑ ↑ ↑ L5 L5 R1 ↓ ↓ L5 L5 ↑ ↑ ↓ L9 L9 L5 ↑ ↑ R1 L9 ↑ ↑ ↑ R1 L5 L7 L5 L7 ↑ ↓ ↑ ↓ L5 ↑ ↑ L5 L5 ↓ ↓

Source: Richard Robinson's web page/abc file

Transcription: Transcription:Richard Robinson(?), Chords:Mike Long

>>

Welsh reel 2

Reel

(Wales)

G C G D G C G (C) D

L5 L5 R1 L5 L9 R1 L9 L5 L5 L5 R1 L5 L7 L5 L7 L3 L5 L5 R1 L5 L9 R1 L9 L5 R1 L10 L9 R1 L5 L7 L5 L7 L3

↓ ↑ ↑ ↓ ↑ ↑ ↑ ↑ ↓ ↑ ↑ ↓ ↑ ↑ ↑ ↑ ↑ ↓ ↑ ↓ ↑ ↓ ↑ ↓ ↑ ↓ ↑ ↓

C D C D (C) D

L4 R1 L9 L5 L4 R1 L5 L4 L7 L10 L8 L7 L10 L7 L4 R1 L9 L5 L4 R1 L5 L4 L7 L10 L9 R1 L5 L7 L5 L7 L3

↓ ↓ ↑ ↓ ↓ ↓ ↓ ↓ ↑ ↓ L10 ↑ ↑ ↓ L8 ↑ ↓ ↓ ↓ ↓ ↓ ↑ ↓ ↑ ↓ ↑ ↓

Source: Richard Robinson's web page/abc file

Transcription: Transcription:Richard Robinson(?), Chords:Mike Long

>>

The wheels of the world

Reel

(Ireland)

The musical score consists of three systems of treble clef notation. Each system includes a melodic line with various ornaments (accents and slurs) and a corresponding set of fingerings indicated by letters (L for left hand, R for right hand) and numbers (1-10). Chords are written above the staff.

System 1: Chords: D, C, D, C, D, D, C. Fingerings: L10 L3 L7 L5 L5 L7, L4 L3 L3 L4 L7 L5 L5, R2 L3 L3 L7 L5 L5 L7, L4 L3 L3 L4 L3 L7 L5, R2 L3 L3 L7 L5 L5 L7, L4 L3 L3 L4 L7 L5 L9.

System 2: Chords: Am/G, C, D, D, C, D. Fingerings: L5 R2 L10 L9 R1 L5 L5, L4 L3 L5 L4 L3, R1 L10 L10 R7 R6 L10, L10 R6 L9 R7 L9 R6 L10, L10 L10 R7 R6 L10, L8 R6 L9.

System 3: Chords: C, D, D, C, Am, D, C, D. Fingerings: L10 L9 L10 L10 L8, L10 L10 R7 R6 L10, L10 R6 L9 R7 L9 R6 L10, R7 R7 R7 R6 L10 R6 L10, R6 R7 R6 L10 L10.

>>

Book: Ceol Rince 1, n168

Source: Ceol Rince 1

Transcription: Transcription, chords: Mike Long

Whiskey before breakfast

Reel

(USA)

D G D A D

L6 L6 L3 L4 L3 L7 L5 L5 R1 L5 L5 L7 L3 L4 L7 L5 R1 L5 L7 L5 L7 L4 L3 L4 L7 L4 L3 L2 L2 L6 L6 L3 L4 L3 L7 L5

G D A D D A

L5 R1 L5 L5 L7 L3 L4 L7 L5 R1 L5 L7 L5 L7 L4 L3 L4 L7 L3 L10 L5 R1 L10 R1a L10 L10 R1a L5 L10 R1 L10 L9 L5

G A D A G D G D A D

R2 L10 L10 L10 R6 R6 L10 R1a L9 R1a L10 R6 L10 R1a L10 L9 L5 L9 R1a L10 L5 L7 L5 R1 L5 L7 L5 L7 L4 L3 L4 L7 L3

Book: Fiddler's Fakebook etc.

Source: My arrangement from various sources

Transcription: Transcription, arrangement, chords:Mike Long

Whistler from Rosslea

Reel
APB Martin Hayes

Ed Reavy

The musical score is presented in three staves, each with a treble clef and a key signature of two flats (B-flat and E-flat). The time signature is common time (C). The first staff contains the first 10 measures, with chords Cm, Bb, F, Cm, and Bb. The second staff contains measures 11-16, with chords Gm, Eb, Bb, Gm, Cm, and Cm. The third staff contains the final 8 measures, with chords Bb, F, Cm, Eb, Cm, Eb, Bb, and Cm. Fingerings are indicated by numbers 1-5 above notes, and directions (up/down arrows) are provided for many notes. A repeat sign is present at the end of the second staff.

>>

Source: ricke~11.abc

Transcription: Transcription:?? & Mike Long, chords:Mike Long

The wild Irishman

Reel

(Ireland)

The musical score is presented in three staves, each with a treble clef and a key signature of one sharp (F#). The time signature is common time (C). The first staff begins with a D chord and contains 14 measures. The second staff begins with a D chord and contains 10 measures. The third staff begins with a G chord and contains 10 measures. Above each staff, chords are indicated by letters (D, A, G). Below each staff, specific fingerings are provided using letters (R, L) and numbers (1-5) with arrows indicating the direction of the stroke. Some notes have a tilde (~) above them, indicating a grace note or a specific articulation. The score concludes with a double bar line.

>>

Book: Irish Traditional Music Session Tunes 2 n6

Source: Tommy Peoples, from a 70's demo tape

Transcription: Transcription:Bernie Stocks, slight arr., chords:Mike Long

The wind that shakes the barley 1

Reel

(Ireland)

The musical score consists of two staves of music in the key of D major (one sharp) and 2/4 time. The first staff begins with a treble clef, a key signature of one sharp (F#), and a common time signature (C). The music is divided into two systems. The first system contains the first two measures of the first system, with chords D, G, and D above the notes. The second system contains the first two measures of the second system, with chords 1 A G and 2 G A above the notes, followed by D and G. The second staff continues the melody with chords D, A, D, G, A, D, G, D, A, D, A, and G above the notes. Below the notes are detailed fingering instructions using letters R (Right hand), L (Left hand), and numbers 1-5, along with arrows indicating the direction of finger movement (up or down).

Book: Kerr's First p4

Roche 199

O'Neill's 1518

Source: My arrangement from various sources- pretty much Roche...

Transcription: Transcription, arrangement, chords:Mike Long

>>

The wind that shakes the barley 2

Reel
APB The Chieftains

(Ireland)

The musical score consists of three staves of music in the key of D major (two sharps) and 4/4 time. The first staff begins with a D chord and contains two triplet figures. The second staff continues with D, G, D, A, D, A, and G chords. The third staff concludes with D, G, D, A, D, and G chords. Fingerings are indicated by numbers 1-5 and directions (up/down arrows). Chords are written above the notes.

Staff 1: D, 3, 3, G, 3, D, 3, A, G

Staff 2: D, G, D, A, D, A, G

Staff 3: D, G, D, A, D, G

>>

Book: O'Neill's 1518

Source: Chieftains 8

Transcription: Transcription, chords: Mike Long

The windmill

Reel

Ciaran Tourish (Ireland)

The musical score is presented in three systems, each with a treble clef and a key signature of two sharps (D major). The time signature is common time (C). The first system contains the first line of music with chords D, A, G, D, Bm, D, A, D, A, G, D. The second system contains the second line of music with chords G, Bm, A, D, A, D, G. The third system contains the third line of music with chords Em, G, D, A, D, A, G. Each system includes a staff of music with notes and rests, and a corresponding line of fingerings (L10, L9, L8, L7, L5, L4, L3, L2, L1, R1, R2, R3, R4, R5, R6, R7, R8, R9, R10) with arrows indicating the direction of the stroke (up or down). The second system includes first and second endings for the A D G phrase.

>>

Source: Altan: Island Angel

Discography: Altan: Island Angel

Transcription: Transcription:Dwight Muller,chords:Mike Long

Wissahickon Drive

Reel

Liz Carroll (USA)

The musical score consists of three staves of music in treble clef, key of D major (two sharps), and common time. The notes are primarily eighth and sixteenth notes. Above the notes are chord letters: A, D, D, E, A on the first staff; D, A, [1 E A] [2 E A], A, D, A on the second staff; and A, E, A, D, A, [1 E A] [2 E A] on the third staff. Below the notes is ABC notation, which is a shorthand for guitar fingering, using letters L-R for left and right hands and numbers 1-5 for fingers. Arrows indicate the direction of the stroke (up or down).

>>

Book: The Portland Collection

Source: Henrik Norbeck ABC

My arrangement from various sources

Transcription: Transcription, minor arr., chords: Mike Long

The woman of the house

The cows are a-milking

Reel

(Ireland)

The musical score consists of four staves of music in G major (one sharp) and 2/4 time. Each staff includes a treble clef, a key signature of one sharp (F#), and a common time signature (C). The music is written in a single melodic line. Above the notes, chords are indicated: G, C, G, D, G, C, D, G, C, G, D, G, Am, D, G, G, C, G, G, C, D, G, Em, C, G, G, Am, D, G, G, C, C, G, G, C, D, G, C, G, G, Am, D, G. Below the notes, fingerings are indicated with letters L (left hand) and R (right hand), and numbers 1-5. Arrows indicate the direction of finger movement: up (↑) and down (↓). Some notes have a tilde (~) above them, indicating a grace note or a specific articulation. The score ends with a double bar line.

>>

Book: Ceol 1 n71 mistress of the house

Ceol 1 n86

Joyce, P. W.; "Old Irish Folk Music and Songs"

O'Neill's 1300

Source: My arrangement from O'Neill's

Transcription: Trish O'Neil, arrangement, chords: Mike Long

The women's rock

The green gates

Reel

(Ireland)

Chords: G Am Am D G C D G G Am Am D G C D G

Fingerings: L5, L5 R1 R6 R6 L10, L5 R1 R6 R6 L10, L10 L8 L5 R2 L5, R1 L9 L10 R6 L10 R1, L5 R1 R6 R6 L10, L5 L10 L10 L10 R1, L9 L10 R6 L10 L9, R1 L9 L5 L5 L5, R1, L10 R6 R7 R6, L10 R6 R6 L10, L10 L8 R2 L5, L10 L10 L10 R1, L9 L10 R6 L10 L9, R1 L9 L5 L5 L5, L10 R6 R6 L10 L10 R1, L9 L10 R6 R6 L10 L9, R1 L9 L5 L5 L5

Book: O'Neill's 1550

Source: Show the Ladies

Discography: Conal O'Grada: Top of Coom (?)

Show the Ladies

Transcription: Transcription, chords: Mike Long

The woodchoppers reel

Reel

The musical score is presented in three systems, each with a treble clef and a key signature of two sharps (F# and C#). The time signature is common time (C). The first system contains two measures with chords D, A, A, (G), and D. The second system contains two measures with chords A, G, D, D, D, G, D, D, D, G, D. The third system contains two measures with chords A, (G), A, D, D, G, D, D, D, G, D, A, (G), and D. Fingerings are indicated by numbers 1-5 and letters R (right hand) and L (left hand). Striking directions are shown with up (↑) and down (↓) arrows. Trills are marked with '3' and triplets with '3' over the notes.

>>

Source: My arrangement from various sources

Transcription: Transcription, arrangement, chords:Mike Long

The yellow tinker

The drunken tinker

Dick Cosgrove's reel

Reel

(Ireland)

The musical score consists of three staves of music in the key of D major (one sharp) and 2/4 time. Each staff includes a treble clef, a key signature of one sharp (F#), and a common time signature (C). The music is written in a single melodic line. Above the notes, chords are indicated: Am, D, Am, G, Am, Am, D, Am, G, A, A, G, A, G, A, C, G. Below the notes, fingerings are indicated with letters L (left hand) and R (right hand) and numbers 1-5, along with arrows pointing up or down to indicate the direction of the finger movement.

Staff 1: Am, Am, D, Am, G, Am
 Staff 2: Am, D, Am, G, A, A, G
 Staff 3: A, G, A, A, G, A, C, G

>>

Source: from Altan, The Red Crow

Discography: Altan, The Red Crow Green Linnet 1109

Transcription: Alan Ng, chords: Mike Long

The youngest daughter

In the tap room

Cock your pistol, Charlie

Sweet Molly

Reel

(Ireland, Scotland)

The musical score consists of two staves of music in G major (one sharp) and common time. The first staff contains the first six measures, and the second staff contains the remaining six measures. Chords are indicated above the notes, and fingerings are indicated below the notes with letters L (left hand) and R (right hand) and numbers 1-5. Some notes have a tilde (~) above them, indicating a grace note. The piece ends with a double bar line.

Chords for the first staff: Em, D, Em, D, Em, D.

Chords for the second staff: Em, C, D, Em, D, D, C, D.

Fingerings for the first staff:

- Measure 1: L4 R1 L10 R1 (down up down down down up), L4 L4 L10 (down down down up)
- Measure 2: L10 L5 L3 L7 (down R1 L7 L4 L3), L4 R1 L10 R1 (down up L4 L4 L10)
- Measure 3: L10 L5 R1 L4 (down R1 L7 L4), L4 L10 R6 R6 L10 (down up L10 R6 L10)
- Measure 4: R1 L10 L7 L4 L3 (up down L8 L3 L7), L4 L10 R6 R6 L10 (up down up down up down)

Fingerings for the second staff:

- Measure 5: L4 L10 R6 R6 L10 (down up L10 down up L10), R1 L10 L7 L4 (up down L8 R1 L4)
- Measure 6: L4 L10 R6 R6 L10 (down up L10 R6 L10), R1 L10 L7 L4 L5 (up down L8 L3 L7)
- Measure 7: R7 R6 L10 R6 L10 (up up R6 up down L10 down), R1a (down up)
- Measure 8: L10 L5 R1 L4 (down R1 L7 L4), L10 L5 R1 L4 (up up up down)

>>

Book: The Skye Collection p91

Joyce, P. W.; "Old Irish Folk Music and Songs"

Kerr's First p 6

O'Neill's 1217

Source: O'Neill's 1217

Transcription: Transcription:Trish O'Neil, chords:Mike Long

The ale is dear

Reel

(Scotland)

The musical score for 'The ale is dear' is presented in two staves. The key signature is G major (one sharp) and the time signature is common time (C). The first staff contains the first line of music, and the second staff contains the second line. Chords are indicated above the notes: Bm, A, Bm, A, Bm in the first staff, and Bm, A, Bm, A, Bm in the second staff. Fingering is indicated by numbers 1-5 with arrows showing the direction of the finger movement.

Staff 1:

- Chords: Bm, A, Bm, A, Bm
- Fingering: R6 ↑, L10 ↑, R6 ↑, L9 ↓, R6 ↑, L10 ↑, R6 ↑, R7 ↑, L10 ↑, R6 ↑, R1a ↑, L5 ↓, L5 ↓, R1a ↓, R6 ↑, L10 ↑, R6 ↑, L9 ↓, R6 ↑, L10 ↑, R6 ↑, R7 ↑, L10 ↑, R1a ↓, L9 ↓, L9 ↓, R1a ↓

Staff 2:

- Chords: Bm, A, Bm, A, Bm
- Fingering: L9 ↓, R1 ↑, L9 ↓, R1a ↓, L10 ↓, R1a ↓, L9 ↓, L5 ↑, L5 ↑, L5 ↑, L9 ↓, R1a ↓, L5 ↓, L9 ↓, R1a ↓, L9 ↓, R1 ↑, L9 ↓, R1 ↑, L9 ↓, R1a ↓, L10 ↓, R1a ↓, L9 ↓, R6 ↑, L10 ↑, R1a ↓, L9 ↓, R1 ↑

Source: Sessions, Toby A. Rider, Fiddle-L, 8/97

Transcription: Transcription:?, Chords:Mike Long

>>

Alley Crocker

Reel

(Scotland)

D G A D A G D

G A D A G D G A

A G D D (A) G D A G D

>>

Book: Kerr's First p22

NE Fiddler's

Source: Kerr's First p22

Transcription: Transcription:Richard Robinson(?), Chords:Mike Long

Because he was a bonny lad

Reel

(Scotland)

See also The bonnie boy

The musical score consists of three systems of music. Each system begins with a chord above the staff: A, D, A, D, E, A, D, A, D, E, A for the first system; A, D, E, A, D, A for the second system; and A, D, E, A, D, E, A for the third system. The notes are written in treble clef with a key signature of two sharps (F# and C#) and a common time signature (C). Below the notes are detailed fingerings for both the left and right hands, using letters L and R and numbers 1-5, with arrows indicating the direction of the finger movement. The first system has 10 measures, the second has 6 measures, and the third has 6 measures. The piece concludes with a double bar line.

>>

Book: Kerr's Second p4

Source: Kerr's Second

Transcription: Transcription, chords:Mike Long

Break yer bass drone

Reel

Gordon Duncan (Scotland)

A E A A A E A
 E A A D E A A
 D E E D A D E A

>>

Source: Scots-L, Ted Hastings, 9/97

Various abc's

Discography: Gordon Duncan, "Just for Seamus", Duncan Chisholm, "Redpoint"

Transcription: Transcription:??, chords:Mike Long

Coire an Lochan

Reel

(Scotland)

Am G Em G Am

C G Em Am C G

C C Am C G Em Am

Fingerings: L5 R2 L10, L10 L10 R6 L10, R1 L5 L10 L5, R1 L9 R1 L10 R1, L5 L5 R2 L10, L10 L10 R7 R7, L10 L10 R6 L10, L10 L10 R7 R7, L10 R6 L10 L9, R1 L5 R1 L5 L5 R1 L9, L10 R6 L10 L10, L9 L9 R6 R6 R6 L9, R7 R6 L10 R6 L10 L9, R1 L5 R1 L5 L5 R1 L9, L10 L5 R1 R3 L10 L5, L9 L9 R6 R6 R6 L9, L9 L10 R6 R7 R7 R6, L10 R6 L10 L10, L9 L10, L10 L10, L5 L5 L5

>>

Source: Silver Apple News, 1992

Discography: Fiddler's Friend, Barbara Magone

Transcription: Paul Stewart Cranford, chords: Mike Long

Cutty Sark

Reel

(Scotland)

The musical score for 'Cutty Sark' is presented in three staves. Each staff contains a line of music in G major (one sharp) and 2/4 time. Below the notes are fingerings (L for left hand, R for right hand, with numbers 1-5) and rhythmic directions (upward arrows for downbeats, downward arrows for upbeats). Chords G, C, and D are indicated above the music.

Staff 1: Chords G, C, D, G. Fingerings: L3, L5 R1 L5 L5, L3 R1, L5 R1 L5 R2 L5 R1 R3, L5 R1 L5 L5, L5 R1, L9 L5 R1 L5, L5 L3 L7 L5, L5 R1 L5 L5, L3 L7.

Staff 2: Chords C, D, G. Fingerings: L5 L5 R1 L9, L10 L8 R1 R3, R7 R7 R6 R6 R6, L9 L10, L9 L5 R1 L5, L5 L3 L7 L5, R2 R1 R3, L10 R1 R3, R6, L9 L9, L10 R1, L10 R6.

Staff 3: Chords C, D, G, G, C, C, D. Fingerings: L5 L5 R1, L10 R3, L10 L9 R1, L5 L3 L7 L5, R2 R1, L10 R3, R6, L9 L9, L10 L10, R7 R7, R6, L10 L10, L9 R7, R3, L5 L3 L7 L5.

>>

Book: Kerr's First p8

Source: Kerr's First p8

Transcription: Transcription, chords:Mike Long

Devil's dream

The Devil among the tailors

Reel

(Scotland)

Chords: A, Bm, (D), E, A

Tablature: L10 R7 R7 R7 R7 R7 R7 R6 L10 R7 R7 R7 R7 R7 R7 R6 L10 L10 R1a L10 R6 R6 R6 R6 R6 L10 R6 R7 R3a R6 R7 R7 R7 R7 R7 R7 R7 R7

↓ ↑ ↓ ↑ ↓ ↑ ↓ ↑ ↓ ↑ ↓ ↑ ↓ ↑ ↓ ↓ ↑ ↓ ↑ ↓ ↑ ↓ ↓ ↑ ↓ ↑ ↓ ↑ ↓ ↓ ↑ ↓ ↑ ↓ ↑ ↓ ↓ ↑ ↓ ↑ ↓ ↑ ↓ ↓ ↑ ↓ ↑ ↓ ↑ ↓ ↓ ↑ ↓ ↑ ↓ ↑ ↓ ↓ ↑ ↓ ↑ ↓ ↑ ↓ ↓ ↑ ↓ ↑ ↓ ↑ ↓ ↓ ↑ ↓ ↑ ↓ ↑ ↓ ↓ ↑ ↓ ↑ ↓ ↑ ↓ ↓ ↑ ↓ ↑ ↓ ↑ ↓ ↓ ↑ ↓ ↑ ↓ ↑ ↓ ↓ ↑ ↓ ↑ ↓ ↑ ↓ ↓

Chords: D, E, A, A

Tablature: R7 R3a L10 L10 R1a L10 L10 R6 R3a R6 L10 R1a L5 R2 R1a L8 L10 L10 L10 R1a L8 L10 L10 R1a

↓ ↑ ↓ ↑ ↓ ↑ ↓ ↑ ↓ ↑ ↓ ↑ ↓ ↑ ↓ ↓ ↑ ↓ ↑ ↓ ↑ ↓ ↓ ↑ ↓ ↑ ↓ ↑ ↓ ↓ ↑ ↓ ↑ ↓ ↑ ↓ ↓ ↑ ↓ ↑ ↓ ↑ ↓ ↓ ↑ ↓ ↑ ↓ ↑ ↓ ↓ ↑ ↓ ↑ ↓ ↑ ↓ ↓ ↑ ↓ ↑ ↓ ↑ ↓ ↓

Chords: Bm, (D), E, A, D, A, E, A

Tablature: L10 R6 R6 R6 R6 L10 R6 R7 R3a L10 R1a L8 R1a L8 R1a L8 R6 L10 L10 L10 L10 L10 L10 R1a L10 L10 R1a L5 R6 L10 L10 L10 R1a L9 L8 R1 L5

↓ ↑ ↓ ↑ ↓ ↑ ↓ ↑ ↓ ↑ ↓ ↑ ↓ ↑ ↓ ↓ ↑ ↓ ↑ ↓ ↑ ↓ ↓ ↑ ↓ ↑ ↓ ↑ ↓ ↓ ↑ ↓ ↑ ↓ ↑ ↓ ↓ ↑ ↓ ↑ ↓ ↑ ↓ ↓ ↑ ↓ ↑ ↓ ↑ ↓ ↓

Arr. 2

Chords: A, Bm, Bm, E, A

Tablature: R7 L10 R7 L10 R7 L10 R6 L10 L10 R6 R6 R6 R6 L10 R6 R7 R3a R6 R7 L10 R7 L10 R7 L10 R6 L10 R7 L10 R6 L10

↓ ↑ ↓ ↑ ↓ ↑ ↓ ↑ ↓ ↑ ↓ ↑ ↓ ↑ ↓ ↓ ↑ ↓ ↑ ↓ ↑ ↓ ↓ ↑ ↓ ↑ ↓ ↑ ↓ ↓ ↑ ↓ ↑ ↓ ↑ ↓ ↓ ↑ ↓ ↑ ↓ ↑ ↓ ↓ ↑ ↓ ↑ ↓ ↑ ↓ ↓

Chords: D, A, E, A, A, Bm, Bm, E

Tablature: R6 R3a R6 L10 L9 L4 R1 R1 L5 L5 R2 R1a L8 R1a L8 R1a R7 R6 L10 L10 L10 L10 L10 R3a L10 R1a L10 R6 R6 R6 R6 L10 R6 R7 R3a L10

↓ ↑ ↓ ↑ ↓ ↑ ↓ ↑ ↓ ↑ ↓ ↑ ↓ ↑ ↓ ↓ ↑ ↓ ↑ ↓ ↑ ↓ ↓ ↑ ↓ ↑ ↓ ↑ ↓ ↓ ↑ ↓ ↑ ↓ ↑ ↓ ↓ ↑ ↓ ↑ ↓ ↑ ↓ ↓ ↑ ↓ ↑ ↓ ↑ ↓ ↓

Chords: A, D, A, E, A, A

Tablature: R1a L8 R1a L8 R1a R7 R6 L10 R6 R3a R6 L10 L9 L4 R1 R1 L5 L8 L10 R7 R1a R6 R1a R7 R1a R6 L10

↓ ↑ ↓ ↑ ↓ ↑ ↓ ↑ ↓ ↑ ↓ ↑ ↓ ↑ ↓ ↓ ↑ ↓ ↑ ↓ ↑ ↓ ↓ ↑ ↓ ↑ ↓ ↑ ↓ ↓ ↑ ↓ ↑ ↓ ↑ ↓ ↓ ↑ ↓ ↑ ↓ ↑ ↓ ↓ ↑ ↓ ↑ ↓ ↑ ↓ ↓

Chords: Bm, Bm, E, A, D, A, E, A

Tablature: R7 R6 R6 R6 R6 R7 R6 R6 R7 R6 R7 R1a R6 R1a R7 R1a R6 L10 R6 R3a R6 L10 L9 L4 R1 R1 L5 L5

↓ ↑ ↓ ↑ ↓ ↑ ↓ ↑ ↓ ↑ ↓ ↑ ↓ ↑ ↓ ↓ ↑ ↓ ↑ ↓ ↑ ↓ ↓ ↑ ↓ ↑ ↓ ↑ ↓ ↓ ↑ ↓ ↑ ↓ ↑ ↓ ↓ ↑ ↓ ↑ ↓ ↑ ↓ ↓ ↑ ↓ ↑ ↓ ↑ ↓ ↓

Book: Skye collection

Kerr's First

Many others...

Source: 1 My arrangement from various sources

Skye collection, primarily- third part especially

Transcription: 1 Transcription, arrangement, chords:Mike Long

2 Transcription, arrangement, chords:Mike Long

>>

Dinky Dorian's

Dinky's

Reel

Francie Dearg Byrne (Scotland)

The musical score is written in G major (one sharp) and 2/4 time. It consists of four staves of music. Each staff has a treble clef and a key signature of one sharp (F#). The time signature is 2/4. The music is a reel, characterized by its rhythmic pattern of eighth and sixteenth notes. Fingerings are indicated by numbers 1-5 above or below notes. Chords are indicated by letters A, G, E, and D above the staff. The score ends with a double bar line.

Staff 1: Chords A, G, A. Fingerings: L10, R1a, R1a, L9, L10, L10, R6, L10, R1, R6, L9, R3, R7, R3, R1, R3, L10, R1a, R1a, L9, L10, L10, R6, L10, R1.

Staff 2: Chords G, E, A, A, G. Fingerings: R6, R6, L10, R6, L10, R1a, L9, R1a, L5, R2, R7, L5, R7, R7, R7, L5, R7, L10, R6, L9, R1, R3, R7, R3, R1, R3, L10.

Staff 3: Chords A, G, E, A, A. Fingerings: R7, L5, L5, R7, L5, R7, L5, R7, L5, L5, R7, R6, L10, R6, R6, R6, L10, R6, L10, R1a, L9, R1a, L5, R2, R6, R7, L5, L5, R7, L5, R7, L5, R7, L5, L5, R7, R6, L10.

Staff 4: Chords G, A, G, D, A, G, E, A. Fingerings: R6, L9, R1, R3, R1, R7, R1, R3, R1, R1, R3, R6, L10, R7, L5, L5, R6, L5, L5, R6, L5, L5, R2, L10, R6, R6, R6, R6, L10, R6, L10, R1a, L9, R1a, L5.

>>

Source: My arrangement from various sources- I think...

Transcription: Transcription, arrangement, chords: Mike Long

Donald McLeod's reel

Reel

(Scotland)

The musical score is presented in three systems, each with a treble clef and a key signature of one sharp (F#). The time signature is common time (C). The first system consists of six measures with chords Am, G, Am, Em, Am, and G. The second system consists of six measures with chords Am, Em, Am, and G. The third system consists of five measures with chords Em, Am, G(Em), Am(G), and Em(Am). Fingerings are indicated by numbers 1-5 and letters L (left hand) and R (right hand) above or below notes, with arrows indicating the direction of the stroke.

System 1: Am G Am Em Am G

System 2: Am Em Am G

System 3: Em Am G(Em) Am(G) Em(Am)

>>

Source: Richard Robinson's web page/abc file
 Transcription: Transcription, chords:Mike Long

Drive home the mainlanders

Reel

(Scotland)

Em A Em (G) A Bm

Bm A Bm G A Bm

R7 ↓ R1 ↑ R1 ↑ R3 ↓ R1 ↑ R1 ↑ L10 ↓ L9 ↓ R1a ↓ R2 ↓ R1a ↓ L5 ↓ R2 ↓ R1a ↓ L9 ↓ R1 ↑ R3 ↓ R1 ↑ R1 ↓ L10 ↓ L9 ↓ R1a ↓ R2 ↓ R1a ↓ L9 ↓ R1 ↓ R1 ↑

R7 ↑ R1 ↑ R1 ↑ L10 ↓ L9 ↓ R6 ↓ L9 ↓ L10 ↓ L9 ↓ R1a ↓ L10 ↓ R7 ↑ L10 ↓ L8 ↓ R1a ↓ L5 ↓ L9 ↓ R1a ↓ L9 ↓ R6 ↓ L9 ↓ L10 ↓ L9 ↓ R1a ↓ R2 ↓ R1a ↓ L9 ↓ R1 ↓ R1 ↑

Book: Kerr's Fourth

Source: Kerr's Fourth

Transcription: Transcription, chords: Mike Long

>>

Dundee

Reel

(Scotland)

Chords: D D A D G A D

Fingerings: L5 L5 L7 L3 L4 L7 L5 L5 L5 L7 L5 L4 L4 R1 L5 L5 L7 L3 L4 L7 L5 R1 L10 R1a L10 R6 L10 L10 R6

Chords: D G D D A D G A D

Fingerings: R6 L10 L8 L10 R1 L10 L8 R7 R6 L10 L10 R6 R6 L10 L10 R7 R6 L10 L8 L10 R1 L10 R6 R7 R7 R6 R6 L10 R6 L10 L10 R6 R6 L10 R6 L10 L10 R6

Book: Kerr's Fourth

Source: Kerr's Fourth

Transcription: Transcription, chords: Mike Long

>>

East Neuk of Fife

Reel

(Scotland)

Chords: G, Am, C, D, G, Am, Em, G, C, D, G, Am, Em

Fingerings (L: Left hand, R: Right hand):

Staff 1:

- Measure 1: L3 ↑, L5 L5 R1 ↓ ↓ L5 L9 ↓
- Measure 2: L10 L5 L10 L5 ↓ R1 R1 R1 R1 ↑ ↑ ↑ ↑ ↑ ↑ ↑
- Measure 3: L5 L5 R6 ↑ ↑ L5 R6 ↑
- Measure 4: L10 L10 L10 R6 ↑ L10 ↑ R6 L10 ↑ ↓ ↑ ↓ ↑
- Measure 5: L10 R1 L5 R1 ↓ L9 L5 L5 L9 ↓ R1 R1 L9 ↑ ↑ ↑ ↓ ↑ ↑ ↑
- Measure 6: L10 L5 L10 R1 ↓ R1 R1 L9 ↑ ↓ ↑ ↓ ↑ ↑ ↑
- Measure 7: L5 R1 L10 L9 R1 ↑ ↑ L9 R1 L5 ↑ ↓ ↑ ↑ ↑ ↑ ↑

Staff 2:

- Measure 1: L5 L4 ↓ ↓ L4 ↓
- Measure 2: L10 ↓ L9 ↑
- Measure 3: R1 L5 R2 ↑ ↓ L5 L9 ↓ ↓ ↑ ↑ ↓ ↓ ↓ ↓ ↓
- Measure 4: R1 L5 L10 ↑ L5 R2 ↑ ↑ L5 R6 ↑ ↑ ↓
- Measure 5: L9 L5 R6 ↑ ↑ L5 R6 ↑ ↑ L5 L9 ↑ ↑ ↑
- Measure 6: L10 R1 ↓ L8 L5 ↓
- Measure 7: R6 R6 L10 ↓ R6 L10 R1 ↑ ↓ ↑ ↓ ↑ ↑ ↑
- Measure 8: L5 R1 L10 L9 R1 ↑ ↑ L9 R1 L5 ↑ ↓ ↑ ↑ ↑ ↑ ↑
- Measure 9: L5 L4 ↓ ↓ L4 ↓

Book: Kerr's First p23

Source: Kerr's First p23

Transcription: Transcription, chords:Mike Long

>>

Eight o'clock train

Reel

(Scotland)

See also: The Star of Munster

The musical score for 'Eight o'clock train' is presented in four staves. Each staff contains a line of music with fingerings indicated by numbers 1-5 and letters L (left hand) and R (right hand). Chords are written above the notes. The key signature is two sharps (D major) and the time signature is common time (C).

Staff 1: A E C G A D G D A E
 Staff 2: C G A D G A A
 Staff 3: G G D A G D
 Staff 4: G D A E C G A D G D

>>

Book: Kerr's Fourth

Source: Kerr's Fourth

Transcription: Transcription, chords: Mike Long

Glen Ogle

Reel

(Scotland)

D G A D D G A D D G A (D)

L5 ↑ R2 R6 ↑ L10 ↑ R1 L10 ↑ L10 ↓ R1a L9 ↓ L5 R1a ↓ L8 L3 ↑ L10 L10 R1 L10 ↓ R6 ↑ L10 ↓ R1a L9 L10 ↓ L5 R1a ↓ L10 ↑ L10 R6 L10 R6 R6 L10 R1a L9 L10 L8 L3 ↓ L7 ↑ ↑

D G A D D G A (D) D A G (A) D

R6 L10 ↑ ↓ R6 ↓ ↑ L10 ↓ R1a L9 ↓ L5 R1a ↓ L10 ↑ R6 L10 ↑ ↓ R6 ↓ ↑ L10 ↓ R1a L9 ↓ L5 R1a ↓ L10 L8 L3 ↑ L7 ↑ L10 L10 R1a R1a ↓ R6 R6 ↓ L10 L5 ↑ R1 R3 ↑ ↓ L10 R1a L10 ↓ L10

Book: Kerr's First p24

Source: Kerr's First p24

Transcription: Transcription, chords: Mike Long

>>

Glen Tilt Lodge

Reel

(Scotland)

A (F#m) D E A (F#m) D E A

R1 L5 R7 L10 R6 L10 L10 R6 R7 R1a R1a R1 L5 R7 L10 R6 L10 L10 R6 R3a L10 L9 L5 L9 R1a L5 L5

D E A D E A D E A F#m D E

L10 L10 L9 R1a L9 R6 R1a L10 R1a L5 L5 L5 R2 R2 L10 L10 L9 L5 R6 R1a L9 R1a L5 L5 L5 R2 R2 L10 L10 L9 R1a L9 R1a R3a R7 R7 R6 R7 R7 L10 L10 L9 L9 R1a R1 R7 R7 L5

Book: Kerr's Fourth

Source: Kerr's Fourth

Transcription: Transcription, chords: Mike Long

>>

Greig's pipes

Reel

(Scotland)

The musical score is presented in three systems, each with a treble clef and a key signature of three sharps (F#, C#, G#). The time signature is common time (C). The first system consists of two measures, the second of four measures, and the third of four measures. The second system also consists of two measures, the second of four measures, and the third of four measures. The third system consists of two measures, the second of four measures, and the third of four measures. Chords are indicated above the notes, and fingerings are indicated below the notes with numbers 1-5 and letters L (left hand) and R (right hand). Some notes have 'a' or 's' as a suffix, likely indicating an accent or a specific fingering technique.

>>

Book: Kerr's Fourth p16 (minor)

The Skye Collection p5

Transcription: Transcription, chords:Mike Long

Haud the lass till I come at her

Reel

(Scotland)

The image shows two staves of musical notation for a reel in D major (one sharp). The first staff contains the first four measures, and the second staff contains the next four measures. Above each measure are the chord names: A, (D), A, G, A, D, G. Below the notes are detailed fingerings for the left hand (L) and right hand (R), including specific fingers (1-5) and techniques like slurs and accents. The notation includes a treble clef, a key signature of one sharp (F#), and a common time signature (C).

Book: Kerr's Fourth

Source: Kerr's Fourth

Transcription: Transcription, chords:Mike Long

>>

The high road to Linton

Jenny's gone to Linton

Reel

Parts C and D by Bobby Macleod (Scotland)

The musical score is written in treble clef with a key signature of two sharps (D major) and a common time signature (C). It consists of three staves of music. Above the notes, chord names (A, D, E) are indicated. Below the notes, fingerings are indicated with letters (R1a, L10, R7, L9, L5, R6, R7, L10, R7, L10, R1a, L10, R7, R7, L10, R6, R7, L10, L9, L5, R1a, L10, R6, R6, L10, R6) and arrows (↑, ↓) indicating the direction of the finger movement.

Book: ?

Source: ?

Transcription: Transcription, chords: Mike Long

Highland black laddie

Reel

(Scotland)

Staff 1: A (E) Bm D E | 1 A | 2 A E A
 R7 L10 R1a R2 R1a R6 L9 R1a L9 R7 L10 R1a R2 L10 L5 L10 L5 L5 L9 L10 L10 R1a L5
 ↑ ↑ L8 L5 ↓ ↓ ↑ ↓ L9 R6 R1 ↑ L8 L5 ↓ R1a ↑ ↑ ↓ ↓ ↑ ↑ ↑ ↑ ↑ ↑

Staff 2: F#m/A E Bm D E | 1 A | 2 A E A
 R7 R6 L10 R7 R6 R1a R6 L9 R1a L9 R7 R6 L10 R7 R6 R1a L10 L5 L10 L5 L5 L9 L10 L10 R1a L5
 ↑ ↑ ↑ R6 ↑ L10 ↑ ↓ L9 R6 R1 ↑ ↑ R6 ↑ L10 ↑ L8 R1a L8 ↑ ↓ R1a ↑ L9 ↓ L5 ↑ ↑ ↓ ↓ ↓ ↑

Book: Kerr's Fourth

Source: Kerr's Fourth

Transcription: Transcription, chords: Mike Long

>>

The highlandman kissed his mother

The highlandman that kissed his granny

Reel

(Scotland, Ireland)

Chords: C, C, G, C, Am/A, G

Fingerings: L9 R6 R6 L10 R6 L9 R6 L10, L9 R6 R6 L10 L10 R1 L5 R1, L9 R6 R6 L10 R6 L9 R6 L10, R7 R6 R6 L10 L10 R1 L5 R1

Chords: Am, Am, G, Am, C/A, G

Fingerings: L9 L10 L8 L5 R1 L9 R1, L9 L10 L8 L10 L10 R1 L5 R1, L9 L10 L8 L5 R1 L9 L10, L10 R7 R6 L10 L10 R1 L5 R1

Book: Kerr's First p7

The Skye Collection

Source: My arrangement from various sources

Discography: Altan: Horse with a Heart

Tommy Peoples Demo tape - 197?

Transcription: Transcription, arrangement, chords:Mike Long

>>

Ian Powrie

Reel

(Shetland Islands, Scotland)

The musical score is presented in three systems, each with a treble clef and a key signature of two sharps (D major). The time signature is common time (C). Above each system are the chords: D, G, D, A, D; G, D, A, D, D, G, D, G, D; and A, D, G, D, G, D, A, D. Below the notes are detailed fingerings for both hands, using letters L (left) and R (right) with numbers 1-5 and 'a' for the thumb, and arrows indicating up and down strokes.

System 1 Chords: D G D A D

System 2 Chords: G D A D D G D G D

System 3 Chords: A D G D G D A D

>>

Source: Richard Robinson

Transcription: Transcription:Richard Robinson(?), Chords:Mike Long

Jenny Dang the weaver

Reel

(Scotland)

The musical score is presented in three systems, each with a treble clef and a key signature of one sharp (F#). The time signature is common time (C).

System 1:

- Chords: D, G, G, A, D
- Fingerings: L10, L10 L5 L5 L5, L10 L5 R6 L10, L10 R1 R1 R1, L8 R1 L10 R6 L10, L10 L5 L5 L5, L10 L5 R6 L10

System 2:

- Chords: G, A, D, A, D, A, D, A
- Fingerings: L10 R1 R1 L5 R1 L10, L8 R1 L10 R6 L10, L10 R6 L10 L10 R6 L10, L10 R6 L10 L10 L10, L10 R6 L10 L10 R6 L10

System 3:

- Chords: G, A, D, A, D, A, D, A, G, A
- Fingerings: R7 R7 R7 R6 R6 L10, L10 R6 L10 L10 R6 L10, R6 L10 R6 L10 R1 L5, R2 L10 L10 L10 R6 L10, R7 R7 R6 R7 R6 R6 L10

>>

Book: Kerr's First p6

Source: Sessions- very similar to above...

Transcription: Transcription, chords: Mike Long

Jenny Nettles

The tailor's daughter

Reel

(Scotland, England)

The musical score consists of four staves of music in G major (one sharp) and 2/4 time. Each staff includes a treble clef, a key signature of one sharp (F#), and a common time signature (C). The music is written in a single melodic line. Above each staff are chord symbols: Am, G, Am, Em for the first two staves; C, C, G, C, G, Am for the third staff; and Am, G, Am, Em for the fourth staff. Below the notes are fingerings indicated by numbers 1-5 and letters L (left hand) and R (right hand), with arrows pointing up or down to indicate finger direction. The score includes repeat signs at the beginning and end of each staff.

>>

Book: Kerr's First p9

Riley's Flute Melodies

Winder

Source: Winder ?

Richard Robinson's web page/abc file

Transcription: Transcription:Richard Robinson(?), Chords:Mike Long

Jenny's chickens

Reel

(Scotland)

The musical score for 'Jenny's chickens' consists of three systems of music in the key of D major (two sharps) and common time. Each system includes a treble clef staff with notes and rests, accompanied by chord names and fingerings.

System 1: Chords are Bm, Bm, A, Bm, F#m, A. Fingerings include R6, R6, R3a, R6, L10, R1a, L10, R6, L10, R6, R7, L10, L8, R1a, L10, R6, R6, R3a, R6, L10, R1a, L10, R6, R3a, R7, R6, L10, L8, R1a, L10.

System 2: Chords are Bm, Bm, A, Bm, F#m, A (first ending), F#m, A (second ending). Fingerings include R6, L9, L5, R1a, R6, L9, L10, R1a, R6, L9, L5, R1a, R6, R3a, R6, L10, R1a, R6, R3a, R6, L10, R1a, R6, R3a, R6, L10, R1a.

System 3: Chords are Bm, Bm, A, Bm, F#m, A (first ending), F#m, A (second ending). Fingerings include R1, R7, R7, R3a, R1, R7, L10, R1a, R1, R7, R7, R3a, R6, R3a, R6, L10, R1a, R6, R3a, R6, L10, R1a.

>>

Source: Richard Robinson's web page/abc file

Transcription: Transcription, arrangement, chords: Mike Long

John Cheap the chapman

The man with the money

Reel

Nathaniel Gow (Scotland)

Chords: Gm Gm F Gm (Bb) F Gm Gm F

Fingerings: L5, L5, R2, L5a, L5a, L5, R2, L8, L4, L5, R2, L5a, L9, L5a, L8, L9, L5, L4, L5, L5, L5, R6, R2, L9, L5a, L8, R6, L5a, L4, L5

Chords: Gm (Bb) F Gm Gm F Gm C F

Fingerings: L5, R6, R2, L5a, L9, L5a, L8, R3, L5, L4, L5, R6, R2, L9, L5a, L8, R6, L5a, L4, L5, L5, R6, R6, R7, R6, L10, R3, R2, L8, L4

Book: O'Neill's 1360

Kerr's First p13

The Gow Collection (=Kerr's)

Source: Kerr's First p13

Transcription: Transcription, chords:Mike Long

>>

Johnnie Sullivan's

Reel

The image shows a musical score for a reel titled "Johnnie Sullivan's". It consists of two staves of music in the key of D major (one sharp) and 2/4 time. The first staff contains the first eight measures, and the second staff contains the remaining eight measures. Above the notes, chords are indicated: Em, D, Em, G, D, Em, Em, D, G, D, Em. Below the notes, detailed fingering instructions are provided for both the left and right hands, using letters L (left) and R (right) and numbers 1-5 to denote specific fingers. Some notes have accents or slurs. The piece concludes with a double bar line.

Book: Traditional Celtic Fiddle Music of Cape Breton- Dunlay/Reich (?)

Source: SF Scottish Fiddlers Handout

Transcription: Transcription, chords:Mike Long

>>

Keep the country bonny lassie Through the wood of Favie

Reel

(Scotland)

Chords: A E A D E A

Fingerings (Staff 1):
 Measure 1: R6 ↑, L10 L8 R1a L5 ↓, L9 R1a L10 R6 ↑
 Measure 2: L10 L8 R1a L5 ↓, R2 L5 R1a L5 ↑
 Measure 3: R2 R6 R1a L10 L9 ↓, R1a L10 R6 ↑
 Measure 4: L10 R1a R7 ↓, R1a L10 ↑

Fingerings (Staff 2):
 Measure 5: R3a ↓, R7 ↑, L10 R1a L10 L9 ↓, R1a L10 R3a ↑
 Measure 6: R7 ↑, L10 R1a L10 R4a L10 R1a L10 ↓
 Measure 7: R7 ↑, L10 R1a L10 L9 ↓, R1a L10 R6 ↑
 Measure 8: L10 R1a R7 ↑, R1a L10 ↓

Book: Kerr's Second p4

Kerr's Second p14

Source: Kerr's Second p4

Transcription: Transcription, minor arr., chords:Mike Long

>>

The King's reel

Reel

(Scotland, Cape Breton)

The musical score for 'The King's Reel' is presented in three systems. Each system includes a fiddle part (treble clef) and a guitar part (treble clef). The first system features a melody line with chords A and G. The second system features a bass line with chords A, A, F/C, and G. The third system features a bass line with chords A, C, G, and G. Fretboard diagrams are provided below each system, using letters L (left hand) and R (right hand) with numbers 1-10 and 'a' for accidentals, and arrows indicating finger direction. Some diagrams include a '3' for a triplet.

>>

Source: SF Scottish Fiddlers Handout

Transcription: Transcription, chords: Mike Long

Kissing is the best of a'

Reel

(Scotland)

Staff 1: G G C G F G
 L9 ↑ R1 L5 ↓ L9 ↓ L5 ↓ L5 ↓ R1 L5 ↑ R1 ↓ R3 L10 ↓ L9 ↓ R1 L5 ↑ L9 ↓ L5 ↓ L5 ↓ L5 ↓ L4 ↓ L5 ↑ R1 ↑ R1 L9 ↑ L10 ↓ R6 ↓ L10 ↓ R1 L10 ↑ R6 ↓ R6 ↓

Staff 2: F G C G F
 R1 L10 ↑ L9 ↓ L10 ↓ R6 ↓ L10 ↓ L5 ↑ L4 ↑ L5 ↑ R1 ↑ R1 L9 ↑ L10 ↓ R6 ↓ L10 ↓ R1 L10 ↑ R6 ↓ R6 ↓ L10 L10 ↑ L9 ↓ R6 ↓ R6 ↓ L5 L4 ↑ L5 ↑ R1 ↑ L9 L10 ↑ L5 ↑

Book: Kerr's Third p10

Source: Kerr's Third p10

Transcription: Transcription, chords:Mike Long

>>

Lady Gordon of Gordonstown

Reel

(Scotland)

The musical score consists of three staves of music in the key of B-flat major (one flat) and 2/4 time. The first staff contains measures 1-4 with chords C, Bb, C, Bb, C, C. The second staff contains measures 5-8 with chords Bb, C, Bb, Gm, C, C, Bb. The third staff contains measures 9-12 with chords C, Bb, C, C, Bb, Gm, Bb, C. Fiddle technique annotations include fingerings (L4, L3, L2a, L2a, L2a, L4, L3, L3, L4, L4, L5, L4, L3, L2a, L3, L4, L3, L3, L4, L4, L3, L3, L4, L5, L4, L4, L3, L3, L9, L10, R2, L5a, R7, R6, R3, L10, L10, L9, R7, R6, L10, L5, L9, L10, R3, L5a, L5a, L5a, R3) and bowings (upstrokes ↑, downstrokes ↓). Some notes have accents (~). The score concludes with a double bar line and a right-pointing arrow (>>).

Book: Jerry Holland's collection of fiddle tunes
Source: Jerry Holland's collection of fiddle tunes
Transcription: Transcription, chords: Mike Long

Largo's fairy dance

Fairy dance

The fairy reel

Reel

Niel Gow (Scotland)

The musical score is presented in four systems, each with a treble clef and a key signature of one sharp (F#). The first system contains two staves of music. The first staff has a key signature change to two sharps (F# and C#) and a common time signature. It features two measures of music with chords D, D, A, D, G, followed by two first endings (1 and 2) with chords A and (G). The second staff continues with chords D, G, G, A, D, G and another two first endings. Fingerings are indicated by numbers 1-5 and letters R (right hand) and L (left hand) above or below notes. The second system is titled "The fairy reel" and consists of two staves. The first staff has chords G, C, D, G, C, D, G, C, D. The second staff has chords G, C, D, G, C and includes two first endings with chords D, G. The third system has chords D, G, C, C, D, G, C and includes two first endings with chords D, G.

Book: 1 Kerr's First p 10

Source: 1 Darsie's web page? pretty close to Kerr's vsn...

2 hreel~1.abc

Discography: Paddy Moloney & Sean Potts: Tin Whistles.

Transcription: 1 Transcription:Mike Long?, Chords:Mike Long

2 Transcription, chords:Mike Long

Leaps and bounds

Reel

Alisdair Fraser (Scotland)

The image shows a musical score for a reel in D major, 2/4 time. It consists of three systems of music, each with a treble clef staff and a corresponding fretboard diagram below it. The fretboard diagrams use letters (L, R) and numbers (1-5) to indicate fingerings and positions, with arrows showing the direction of the stroke. The first system has a key signature of one sharp (F#) and a common time signature. The second system includes first and second endings. The third system also includes first and second endings. The notes in the staff are: System 1: A, A, D, A, E, A, A, D. System 2: A, G, A, A, G, D, A, A. System 3: G, A, G, D, A, D, A, G, A.

Source: SF Scottish Fiddlers 1995 handout
Transcription: Transcription, chords: Mike Long

>>

Loch Leven castle

The humours of Tuaimgreine

Reel

(Scotland)

>>

Book: Richard Darsie, Richard Robinson Web pages/ABCs
 Fiddle Music of Scotland
 Kerrs First p11
 Source: Kerrs First p11
 Transcription: Transcription, chords:Mike Long

Lord Elcho

Reel

Robert Mackintosh (Scotland)

G C G D G C G D G G C G D

L10 L10 L9 R6 L9 R1 R3 R1 L9 L5 L3 L10 L9 R6 L9 R1 L10 L8 L9 R1 L5 R1 L3 L5 L5 L5 L5 L5 L3 L5 L5 L5 L5 R1

G C G D G G C G D G C D G

L3 L5 L5 L5 L5 L5 L3 L4 L3 L3 L2 L2 L5 L3 L5 L5 L5 L5 L5 L3 L5 L5 L5 L5 R1 R1 L5 L7 L5 L7 L3 L4 L7 L5 R1 L5

Book: The Fiddle Music of Scotland
 Source: The Fiddle Music of Scotland
 Transcription: Transcription, chords:Mike Long

>>

Major Mole

Reel

(Scotland)

The image shows a musical score for the reel 'Major Mole'. It consists of two staves of music in treble clef, 4/4 time, with a key signature of one sharp (F#). The first staff contains the first 12 measures, and the second staff contains the next 12 measures. Above each staff are chord symbols: Am, F, Am, G, Am, C, G, Em, Am, F, Am, G for the first staff; and Am, F, G, Am, F, Am, G, Am, C, G, Em for the second staff. Below the notes are detailed fingering instructions using letters L (left hand), R (right hand), and numbers 1-5, along with arrows indicating up and down strokes.

Book: Kerr's Second p9

Kerr's First p19 as a Scottiche

Source: Kerr's Second

Transcription: Transcription, chords:Mike Long

>>

Malts on the optics

Reel

Hamish Moore

The image shows two staves of musical notation for a reel. The key signature is one sharp (F#) and the time signature is common time (C). The first staff contains four measures of music with chords Bm, Bm, A, Bm, G, and A. The second staff contains four measures of music with chords Bm, Bm, A, Bm, G, and A. Fingering instructions are provided below each note, using letters L (left hand) and R (right hand) with numbers 1-5 and 'a' for the pinky, and arrows indicating finger direction.

Staff 1:

- Measure 1: Bm (R1, L9, R6, L9, L9, R6, L10, R1a)
- Measure 2: Bm (L9, L9, R6, L9, R1, L10, R1a, L5)
- Measure 3: Bm (R1, L9, R6, L9, L9, R6, L10, R1a)
- Measure 4: G (L10, R1a, L9, L10, R1a, L5, L9, R1a)

Staff 2:

- Measure 1: Bm (L9, R6, R6, L10, R6, L10, R6)
- Measure 2: Bm (R6, L10, R6, R6, L10, L10, R1)
- Measure 3: Bm (L9, R6, R6, L10, R6, L10, R6)
- Measure 4: A (R6, L5, R1, L10, R1a, L5, L9, R1a)

Source: George

Transcription: Transcription, chords: Mike Long

>>

The mill burn

Reel

(Scotland)

The image shows a musical score for a reel titled "The mill burn" from Scotland. It consists of two staves of music in the key of D major (two sharps) and 2/4 time. The first staff contains the first eight measures, and the second staff contains the remaining eight measures. Above the notes, letters A, D, E, and R indicate chords. Below the notes, numbers 1-10 and letters R, L, and S indicate fingerings and hand positions. The score includes a repeat sign after the fourth measure of the first staff.

Book: Kerr's Third p11

Source: Kerr's Third p11

Transcription: Transcription, chords:Mike Long

>>

Miss McLean

Reel

(Scotland)

The image shows a musical score for the reel 'Miss McLean'. It consists of two staves of music in G minor, 2/4 time. The first staff contains the first 10 measures, and the second staff contains the remaining 10 measures. Above the notes are chord symbols: Gm, F, Gm, Bb, F, Gm, Gm, F, Gm, Bb, F, Gm. Below the notes are detailed fingering instructions for both hands, using letters L (left) and R (right) with numbers 1-5 and 'a' for accidentals, and arrows indicating finger direction.

Book: Kerr's Third p21

Source: Kerr's Third

Transcription: Transcription, chords:Mike Long



Miss Ratray

Reel

(Scotland)

D G A D G A D D G A

L10 L5 L3 L5
↓ L8 L7 L7

R1 L10 L10 R1a L9
↑ ↑ L10 ↓ L5 R1a

L10 L5 L3 R6
↓ L8 L7 L3

R6 L10 L10 L10 L9
↑ ↓ ↑ R1a ↓ L8 R1a

L10 L5 L3 L5
↓ L8 L7 L7

R1 L10 L10 R1a L9
↑ ↑ L10 ↓ L5 R1a

D G A D D Em A D

L10 L10 R1 L5 L5 L5
↓ R1a L8 ↑ ↓ ↓ ↓

L7 L3 L4 L7 L3 L7 L5
↑ ↑ ↓ ↑ ↑ ↑ ↑

R2 L10 R6 R7 R6 L10
↑ ↑ R6 ↓ ↑ ↑ ↓ L8

L5 R1 L10 R1a L5 R2
↓ ↑ ↑ L10 ↓ L5 ↑ ↓

R6 R6 R7 R6 L10 L7 L5
↑ ↓ ↑ ↓ ↓ L8 ↑ ↑

G A D D Em A D G A D

L5 R1 L10 L10 L10
↓ ↑ ↑ R1a ↓ R1a L10

R6 R6 R7 R6 L10 L7 L5
↑ ↓ ↑ ↓ ↓ L8 ↑ ↑

L5 R1 L10 R1a L5 R2
↓ ↑ ↑ L10 ↓ L5 ↑ ↓

R6 L10 L10 R7 R6 R7 R6
↑ ↓ R6 ↑ ↑ ↑ ↓ ↓

R6 L10 R1a L10 L9 R1a
↑ ↓ L10 ↓ L8 ↓ ↓

>>

Book: Jerry Holland's collection

Skye collection

Athole collection

Source: Richard Darsie's web page

Transcription: Transcription, chords: Mike Long

Miss Susan Cooper

Reel

Ronnie Cooper (Shetland Islands)

The musical score is presented in three staves, each with a treble clef and a key signature of one sharp (F#). The time signature is common time (C). The first staff contains the first line of music, with chords D, G, D, G, A, D, G. The second staff contains the second line, with chords D, D, G, A, D, Bm, Bm, A. The third staff contains the third line, with chords A, G, A, D, G, D, D, G, A, D. Fingerings are indicated by numbers 1-5 and letters L (left hand), R (right hand), and R1a (right hand first alternative). Arrows indicate the direction of finger movement (up or down). A repeat sign is present at the end of the second staff, and another at the end of the third staff. A double arrow symbol >> is located to the right of the third staff.

Source: ricke~11.abc

Transcription: Transcription:??, chords:Mike Long

The moving bog

Reel

(Scotland)

D D A G | 1 G A | 2 A D | D

L6 ↑ L3 L7 R2 L7 R2 R6 R6 L10 L10 L5 L5 L5 R1 L7 L5 L7 L5 R1 L7 L3 R6 R7 R6 L10 L10
 ↑ ↑ ↑ ↑ ↑ ↑ ↑ L10 ↓ R6 R1a ↓ R1a R1 L7 ↓ ↑ L5 ↑ ↓ L4 ↓ ↑ L5 ↑ ↑ R6 ↑ ↑ L10 R6 R6
 ↑ ↑ ↑ ↑ ↑ ↓ ↓ ↓ ↓ ↓ ↓ ↑ ↑ ↑ ↑ ↓ ↑ ↑ ↑ ↑ ↓ ↑ ↓ ↓ ↓ ↓ ↓ ↑

G D A D D G D A D

R7 R6 R6 R6 R7 R6 L10 L10 R6 R7 L10 R6 R7 R6 L10 L10 R7 R6 R6 R6 R7 R6 L10 L10 L7 L5 R1 L7 L3
 ↓ ↓ L10 R7 R7 ↑ ↑ L10 R6 R6 ↓ L10 R6 ↓ R6 ↑ ↑ L10 R6 R6 ↓ ↓ L10 R7 R7 ↑ ↑ R6 R6 L8 ↓ ↑ L5 ↑
 ↑ ↓ ↓ ↓ ↓ ↓ ↓ ↓ ↓ ↓ ↑ ↑ ↑ ↓ ↓ ↓ ↓ ↓ ↓ ↓ ↓ ↓ ↓ ↓ ↑ ↑ ↑ ↑ ↓ ↑ ↑

Book: Kerr's Fourth

Source: Kerr's Fourth

Transcription: Transcription, chords: Mike Long

>>

Mrs Dundas of Arniston

Reel

Wm. Gow (Scotland)

The musical score consists of two staves of music in C major, 2/4 time. The first staff contains the first 12 measures, and the second staff contains the remaining 12 measures. Chords are indicated above the notes, and fingering instructions (L/R hand, finger number, and direction) are provided below the notes.

Staff 1 Chords: C G F C F C G C C G F Em

Staff 2 Chords: F C F G C C G F Em F C G C

Book: Fiddle Music of Scotland

Kerr's Second p13

Source: Kerr's Second p13

Transcription: Transcription, chords:Mike Long

>>

The new-rigged ship

Reel

(Scotland, USA)

The musical score consists of two staves of music in the key of D major (two sharps) and 4/4 time. The first staff contains the first two measures of the piece, with chords Am/A, G, D, A, G, A, and (E). The second staff contains the remaining measures, with chords A, G, A, Am, G, Am, (Em), Am, G, and Am. Fretting diagrams are provided below the notes on both staves, using letters L (left hand) and R (right hand) with numbers 1-5 to indicate fingerings. Arrows indicate the direction of finger movement.

Book: R. Robinsons tunebook

Source: My arrangement from various sources

Transcription: Transcription, arrangement, chords:Mike Long

>>

The old grey cat

Reel

(Scotland)

The image shows a musical score for the reel 'The old grey cat'. It consists of two staves of music in G major (one sharp) and 2/4 time. The first staff contains the first 16 measures, and the second staff contains the next 16 measures. Chords are indicated above the notes, and fingerings are indicated below the notes with letters L (left hand), R (right hand), and numbers 1-5. Some notes have a 'a' superscript, likely indicating an accidental or a specific fingering.

Chords for the first staff: Em, D, Em, D, Bm.

Chords for the second staff: Em, Em, D, Em, D, Bm, Em.

Book: Kerr's First p28- almost exactly this version...

Source: Nottingham Music Database

Leslie Dolmen, via EF

Transcription: Transcription:?, slight arr., Chords:Mike Long

>>

The Peerie house ahint the burn

Reel

(Shetland Islands)

Chords: G C G D G C

Fingerings: L10 ↓ R1 ↑, L5 L5 L9 R1 ↓ ↑ R1 L10 L5 ↑ ↑ ↑ ↓ ↓, R6 R6 L10 L10 ↓ ↑ R6 ↓ L9 ↑, R1 L5 L10 L5 L5 ↑ ↓ R1 L9 R1 ↑ ↓ ↑ ↑ ↑ ↓ ↓, L5 R1 L5 L3 ↑ ↑ L5 L4 ↑, L5 L5 L9 R1 ↓ ↑ R1 L10 L5 ↑ ↑ ↓ ↓ ↓, R6 R6 L10 L10 ↓ ↑ R6 ↓ L9 ↑

Chords: G D G D G C G D

Fingerings: R1 L5 R1 L10 L9 L5 L7 L5 ↑ ↓ ↓ ↓ ↓ ↑ ↑ ↑ ↑ ↑, L5 L5 L5 R2 ↓ ↓ ↓ ↑, R6 L10 R6 R7 R6 L10 ↑ ↑ R6 ↓ ↑ ↑ ↓ ↓, R6 R6 R6 L10 L10 ↓ ↑ ↓ ↑ ↓ L9 ↑, R1 L5 R1 L10 L5 R1 L5 ↑ ↓ ↓ ↓ ↓ L9 ↑ ↑ ↓ ↓ ↓, L5 R1 L5 L5 L4 L3 ↑ ↑ ↑ ↓ ↓ ↑

Chords: G C G D G D G C

Fingerings: L10 R6 R6 R7 R6 L10 ↓ L10 ↓ ↑ ↑ ↓ ↓, R6 R6 R6 L10 L10 ↓ ↑ ↓ ↑ ↓ L9 ↑, R1 L5 R1 L10 L9 L5 L7 L5 ↑ ↓ ↑ ↓ ↑ ↑ ↑ ↑, L5 L5 L5 R6 ↓ ↓ ↓ ↓ ↓, R6 L10 R6 R7 R6 L10 ↑ ↑ R6 ↓ ↑ ↑ ↓ ↓, R6 R6 R6 L10 L10 ↓ ↑ ↓ ↑ ↓ L9 ↑

Chords: G D G C G D G

Fingerings: R1 L5 R1 L10 L5 R1 L5 ↑ ↓ ↓ ↓ ↓ L9 ↑ ↑ ↓ ↓ ↓, L5 R1 L5 L5 L4 L3 ↑ ↑ ↑ ↓ ↓ ↑, L5 L5 R1 L9 L10 L5 ↓ ↑ ↑ ↑ ↓ R1 ↓, R6 R6 R6 L10 L10 ↓ ↑ ↓ ↑ ↓ L9 ↑, R1 L5 R1 L10 L9 L5 L7 L5 ↑ ↓ ↓ ↓ ↓ ↑ ↑ ↑ ↑ ↑, L5 L5 L5 ↓ ↓ ↓ ↓ ↓

>>

Book: Robin Williamson p46

Source: Richard Robinson's web page/abc file

Transcription: ReTranscription, arrangement, chords:Mike Long

Petronella

Reel

(Scotland, England, USA)

Staff 1: D A D A D A D
 L10 ↓ L8 ↑ L7 L5 L7 L4 L5 L7 L3 L3 L3 L7 L5 R2 R1a L10 L10 R1a L9 R1a R2 L5 L7 L5 L7 L4 L5 L7 L3 L3 L3 L7 L5
 ↓ ↑ ↓ ↑ ↓ ↑ ↓ ↑ ↓ ↑ ↓ ↑ ↑ ↓ ↓ ↓ ↑ ↑ ↑ ↑ ↑

Staff 2: D A D D G A
 R2 R1a L10 R1a L10 L10 L10 L8 L7 R6 L10 L8 R7 R6 R6 R6 R6 L10 L10 R1a L5 R2 R1a R6 L10
 ↑ ↓ L10 ↑ ↓ ↓ ↓ ↓ ↓ ↓ ↑ ↑ ↓ ↑ ↑ ↑ ↓ ↓ ↓ ↑ ↓ ↓ ↓ ↓ ↓ ↓ ↑ ↓ ↑

Staff 3: D A D G A D
 R6 R6 L10 L8 L10 L8 L7 L3 R6 L10 L8 R7 R6 R6 R6 R6 L10 L10 R1a L9 L5 R2 R1a L5 R6 L10 R1a L10 L10
 ↑ ↑ ↓ ↑ ↓ ↑ ↑ ↑ ↑ ↑ ↓ ↓ ↓ ↓ ↓ ↓ ↓ ↓ ↓ ↓ ↓ ↓ ↓ ↓ ↓ ↓ ↓ ↓ ↓

>>

Book: NE Fiddlers
 Kerr's First p22
 Kerr's First p22
 Transcription: Transcription, chords:Mike Long

The Pitnacree ferryman

Reel

(Scotland)

Staff 1: D D G D G A
 R6 R7 L5 L5 L5 L5 R6 L10 L10 L10 R6 L10 R6 L10 R1 R1 R3a R7 L5 L5 L5 L5 R6 L10 L10 L10 R6 L10 L10 R1 L5 L5 L5 L5

Staff 2: D A G D G A
 R1 L5 L7 L5 R1 L10 L10 R6 L10 L10 L10 R6 L10 L10 L10 R1 L10 L8 L7 L5 R1 L10 L10 R6 L10 R6 L10 L10 R1 L5 L5 L5 L5 R1

Staff 3: D A G D G/E A
 L5 L7 L5 R1 L10 L10 R6 L10 L10 L10 R6 L10 L10 L10 R1 L10 L8 L7 L5 R1 L10 L10 R6 R7 L10 R6 L10 R1 L5 L5 L5 L5

>>

Book: Kerrs First p11

Source: Kerrs First p11

Transcription: Transcription, chords:Mike Long

Puirt-a-beul

Reel

The image displays two staves of musical notation for the reel 'Puirt-a-beul'. The key signature is one sharp (F#) and the time signature is common time (C). The first staff contains the first five measures, with chords A, G, A, G, and A indicated above the notes. The second staff contains the next five measures, with chords A, Em, G, Am, G, Em, and Am indicated above the notes. Below each staff, a sequence of letters (L5, L5, R2, etc.) and arrows (up and down) indicates the specific fingerings and bowing directions for each note.

Source: SF Scottish Fiddlers Handout
Transcription: Transcription, chords:Mike Long

>>

The return from India

Reel

(Scotland)

The musical score is written in treble clef with a key signature of two sharps (F# and C#) and a common time signature (C). It consists of three staves of music. Above the first staff, the chords A, A, E, A, D are indicated, followed by a first ending bracket containing E and A. Above the second staff, the chords E, A, A, D, E, A are indicated, followed by a second ending bracket containing E and A. Above the third staff, the chords D, A, A, D, A, E, A, D, E, A are indicated. Fingerings are shown as numbers 1-5 for left hand and a, b, c, d, e for right hand. Arrows indicate the direction of finger movement (up or down). The score ends with a double bar line and repeat dots.

>>

Book: Kerr's First p8

Source: Kerr's First p8

Transcription: Transcription, chords:Mike Long

The St. Kilda wedding

Reel

(Scotland)

The musical score is presented in three staves, each with a treble clef and a key signature of three sharps (F#, C#, G#). The time signature is common time (C). The first staff contains measures 1-6 with chords A, E, D, A, D, and A. The second staff contains measures 7-12 with chords E, D, A, D, A, and D. The third staff contains measures 13-18 with chords A, A, E, A, D, A, and E. Below each staff, specific fingerings are indicated with letters L (left hand) and R (right hand), and numbers 1-10. Upward arrows (↑) indicate fingerings for notes that are accented or have a specific articulation, while downward arrows (↓) indicate other fingerings. Some notes are marked with a tilde (~) to indicate a grace note or a specific articulation.

>>

Book: Fraser's "Airs and Melodies..." n7
 Source: Fraser's "Airs and Melodies..."
 Transcription: Transcription, chords:Mike Long

Sir John Malcolm

Reel

(Scotland, England)

Chords: D (A) D D (A) G D (A) D

Fingerings (Staff 1):
 L10 ↓ L8 ↑ R1 ↑ L10 ↓ R6 ↓ L10 ↑ R6 ↓ L5 ↑ L5 ↑ L5 ↑ R2 ↑ L5 ↑ R1 ↑ L10 ↑ R6 ↓ L10 ↑ R6 ↓ L9 ↑ R1 ↓ L10 ↑ R1 ↓ R7 ↓ R7 ↑ R7 ↓ R6 ↓ L10 ↑ L10 ↓ R6 ↓ L5 ↑ L5 ↑ L7 ↑ L5 ↑

Chords: D (A) G D (A) D D (A) Em/G G

Fingerings (Staff 2):
 R7 ↑ R7 ↓ R6 ↓ L10 ↑ L10 ↓ R6 ↓ L9 ↓ R1 ↓ L10 ↑ R1 ↓ R7 ↓ R7 ↑ R7 ↓ L10 ↑ L10 ↓ R6 ↓ L5 ↑ L5 ↑ L5 ↑ R2 ↑ L5 ↑ R1 ↑ L10 ↑ R6 ↓ L10 ↑ R6 ↓ L10 ↓ R1 ↓ L8 ↓ R1 ↓

Book: Aird's Airs and Melodies vol 2

Source: Richard Robinson

Transcription: Transcription:Richard Robinson(?), Chords:Mike Long

>>

Sister Jean

Reel

(Shetland Islands)

Staff 1:
 Chords: D, G, D, D, A, 1 A G, 2 G
 Fingerings: L5 R1 L10, R6 R6 L10, R6 R6 L10 R6, R6, R6 L10 R6 L10 L10, L10 L10 L10 L10, L10 L10 L10 R6 R6
 Strokes: ↑ ↑ ↓ L10 ↑ ↓ ↓ ↓ ↑ ↑ ↓ ↑ ↑ R6 ↓ ↑ R1a ↑ ↓ ↓ ↑ ↑ ↓ ↓ ↓ ↓ ↓ ↓ ↓ ↓

Staff 2:
 Chords: D, G, D, D, A, 1 A G, 2 G
 Fingerings: R7 L5 L5 L7 L5 R2, R1 L5 L5 R6, R6 L10 R6 L10 L10, L10 L10 L10 R6 R6, L10 L10 L10
 Strokes: ↑ ↑ ↑ ↑ ↑ ↑ ↑ ↓ ↓ ↓ ↓ ↓ ↓ ↓ ↓ ↓ ↓ ↓ ↓ ↓ ↓ ↓ ↓ ↓

Source: Richard Robinson

Transcription: Transcription:Richard Robinson(?), Chords:Mike Long

>>

Skye barbeque

Reel

Alisdair Fraser (Scotland)

F#m E F#m E F#m

A E 1 F#m 2 F#m A D E A

D E A D E A 1 D A 2 E A

Fingerings and bowings are indicated by letters (R1a, L10, etc.) and arrows (↓, ↑) below the notes.

>>

Source: SF Scottish Fiddlers 1995 handout

Transcription: Transcription, chords: Mike Long

Spey in space

Reel

J. Scott Skinner (Scotland)

The musical score for 'Spey in space' is presented in three staves. The key signature is D major (two sharps) and the time signature is common time (C). The first staff begins with a D chord and contains two measures of music, each with a triplet of eighth notes. The second staff continues with a G chord, followed by two measures of music, each with a triplet of eighth notes. The third staff concludes with an Em chord and two measures of music, each with a triplet of eighth notes. Chord changes are indicated above the staves: D, Em, A, D, G, A, D, G, A, D. Fingering instructions are provided below the notes, using letters L (left hand) and R (right hand) with subscripts 1-10 and 'a' for accidentals, and arrows indicating finger direction.

>>

Book: Jerry Holland's collection p36
 Source: Jerry Holland's collection
 Discography: Natalie MacMaster ??
 Transcription: Transcription:?, Chords:Mike Long

Spootiskerry

Reel

Ian Burns (Scotland)

The musical score for 'Spootiskerry' is presented in four staves, each with a treble clef and a key signature of one sharp (F#). The time signature is common time (C). The music is a reel, characterized by its 4/4 meter and continuous eighth-note patterns. Above each staff, chords are indicated by letters: G, C, G, D, G, C, D, G, Em, C, G, D, Em, C, G, D, G, C, D, G. Below the notes, detailed fingerings are provided using letters L (left hand), R (right hand), and numbers 1-5, along with arrows indicating the direction of the stroke (up or down).

>>

Discography: Silly Wizard?

Transcription: Transcription: WM Aug 1997 from a sheet from Sandy's old book

Chords: Mike Long

Tail toddle

Reel

(Scotland)

D G D A D G G A

L5 ↑ R2 ↑ R6 ↑ L10 ↓ R6 ↓ L10 ↑ L10 ↓ R6 ↑ L10 L10 ↓ R1a ↓ L5 ↑ R2 ↑ R6 ↑ L10 ↓ R6 ↓ L10 ↓ L10 ↑ L10 R6 ↓ R6 ↑ R7 ↑ L10 ↑ R1a ↓ L5 ↑

G G A G A (D) A

R6 ↓ L10 ↓ R1 ↑ R1 ↑ R3 ↓ L10 ↓ R1 ↓ R3 ↓ L10 ↓ R1 ↓ L10 ↓ R1a ↓ L5 ↑ R6 ↓ L10 ↓ R1 ↑ R1 ↑ R3 ↓ L10 ↓ R1 ↑ L5 ↑ L5 ↑ L5 ↑ R7 ↑ R6 ↑ L10 ↑ R1a ↓ L5 ↑

Book: Kerr's Fourth p10

Source: Kerr's Fourth p10

Transcription: Transcription, chords:Mike Long

>>

Wooden whale

Reel

Alisdair Fraser (Scotland)

Chord progression: Bm A F#m A Bm

Chord progression: Bm A F#m | 1 A Bm | 2 A Bm

Chord progression: Bm A F#m A

Chord progression: Bm A F#m | 1 A Bm | 2 A (Bm)

>>

Source: SF Scottish Fiddlers handout
 Transcription: Transcription, chords:Mike Long

Wullafjord

Reel

(Shetland Islands)

The musical score for 'Wullafjord' is presented in three staves. Each staff contains a line of music in treble clef with a key signature of one sharp (F#) and a common time signature (C). The notes are primarily eighth and sixteenth notes. Below the notes, specific fingerings are indicated using letters L (left hand) and R (right hand) with numbers 1-5, and letters A, D, G, and R with numbers 6-7. Some letters are accompanied by arrows pointing up or down to indicate the direction of the finger movement. Above the first staff, the chords D, G, D, A, D, and G are written. Above the second staff, the chords A, D, D, G, and D are written. Above the third staff, the chords A, D, G, A, and D are written. The score concludes with a double bar line and repeat dots.

>>

Source: Richard Robinson

Transcription: Transcription:Richard Robinson(?), Chords:Mike Long

Alec Dan MacIsaac's

Strathspey

Am G Am G Am G C G Em

L5 L5 L5 R1 L5 L5 R1 L5 R1 L5 R2 L9 L5 R1 L5 L5 R1 L5 L5 L10 L9 L5 R1 L5 L5 L4

C G Em Am C G Am Em

R7 R6 L10 R6 L10 L10 R3 L10 L10 R6 R7 R7 R7 L10 R6 L10 L10 L5 L5 R1 L10 L9 L5 R1 L5 L5 L5 L4

C G Em Am G Am G Em

R7 R6 L10 R6 L10 L10 R3 L10 L10 R6 R7 R7 R7 L10 R6 R7 L10 L5 L5 R1 L10 L9 L5 R1 L5 L5 L5 L4

>>

Book: Jerry Holland's collection of fiddle tunes
 Source: Jerry Holland's collection of fiddle tunes
 Transcription: Transcription, chords:Mike Long

The Athole cummers

Highland Schottische
Highland schottische

(Scotland)

The musical score consists of two staves of music in 2/4 time. The first staff contains the first six measures, and the second staff contains the remaining six measures. Chords are indicated above the notes: Am, Am, G, Am, C, G in the first staff; Am, Am, G, Am, G, C, G in the second staff. Fretting instructions are provided below the notes, using letters L (left hand) and R (right hand) with numbers 1-10 and arrows indicating finger placement and direction.

Book: Kerr's Third p24
Source: Kerr's Third p24
Transcription: Transcription, chords:Mike Long

>>

Betty's apron

Strathspey

(Scotland)

Am Am C F E

L6 L6 L3 L3 L3 L3 L4 L5 L9 R1 L5 L4 L6 L6 L3 L3 L3 L4 L4 L3 L4 L3 L2 L4

Am Dm Am G F E

L6 L6 L3 L3 L3 L3 L4 L5 L9 R1 L5 L9 L10 L10 L10 L10 L9 L5 L9 L10 L9 R1 L9 R1 L8 L5a R1 L10

Am Am G Am G G F G

L10 R7 R7 R6 L10 R7 R6 L10 L10 L10 R1 L5 R2 L10 R6 L10 R6 R6 L10 L10 R1 L9 R1 L5 L5 R3

Am Am G Am Dm Am E Am

L10 R7 R7 R6 L10 R7 R6 L10 L10 L10 R1 L5 L9 L10 L10 L10 L9 L10 R7 L10 L10 R1 L5

>>

Book: Kerr's Fourth

Source: Kerr's Fourth

Transcription: Transcription, chords: Mike Long

Bog an Lochan

Strathspey

(Cape Breton)

The musical score for "Bog an Lochan" is presented in seven systems, each with guitar chords and fretting diagrams. The key signature is one sharp (F#) and the time signature is 4/4. The score includes first and second endings for several sections.

System 1: Chords: Em, Em, D, Em. Fretting: L7, L4 L4 L4 L4 L7 L7, L4 L4 L4 L7 L3 L5 L7, L4 L4 L4 L4 L7 L5, R1 L10 L8 L10 L7 L3 L7.

System 2: Chords: G, D, Em, Em, D, Em, D. Fretting: R1 L10 L8 L10 L7 L3 L10, R1 L4 R1 L5 L4 L4 L10, R1 L4 R1 L5 L7 L3 L3 L10, R1 L4 R1 L5 R2 L10 L10.

System 3: Chords: G, D, G, D, Em, Em, D. Fretting: L10 R1a L5 R2 L5 L3 L3 L10, L10 R1a L5 R2 L5 L3 L3 R6, L10 L10 L10 R6 R6, L10 L10 L10 R6 L10 R6.

System 4: Chords: Em, C, D, Em, Em, D. Fretting: L10 L10 L10 L10 R6 R7 R6, R6 L10 R7 L10 L10 L10 R7 R6, R6 L10 L10 L10 R7 L10, R6 L10 R7 L10 L10 R6 R7 R6.

System 5: Chords: Em, D, G, D, Em, Em, D. Fretting: R6 L10 R7 L10 L10 L10, L10 R1a L5 R2 L5 L3 L3 L10, R1 L4 R1 L5 L4 L10, R1 L4 R1 L5 L7 L3 L3 L10.

System 6: Chords: Em, D, G, D. Fretting: R1 L4 R1 L5 R2 L10 L10, L10 R1a L5 R2 L5 L7 L3 L3 L10, L10 R1a L5 R2 L5 L7 L3 L3.

>>

Source: Sandy MacIntyre
wilmac~1.abc
San Francisco Scottish Fiddlers handout
Transcription: Transcription, chords:Mike Long

>>

Bonnie Charlie

Strathspey

(Scotland)

The musical score for 'Bonnie Charlie' is presented in two staves. The first staff contains the first eight measures, and the second staff contains the final four measures. Chords are indicated above the notes, and fingerings are indicated below the notes with arrows and numbers.

Staff 1:

- Measure 1: Chord G. Fingering: L5 ↓, L5 ↑, R1 ↑, L5 ↓, L4 ↓, L5 ↓, L3 ↑.
- Measure 2: Chord G. Fingering: L10 ↓, L10 ↑, L10 ↓, R1 ↑, R1 ↑, L5 ↑, L5 ↑, R1 ↑.
- Measure 3: Chord G. Fingering: L5 ↓, L5 ↑, R1 ↑, L5 ↓, L4 ↓, L5 ↓, L3 ↑.
- Measure 4: Chord G. Fingering: L10 ↓, L10 ↑, L10 ↓, R1 ↑, L5 ↑, L5 ↓.

Staff 2:

- Measure 5: Chord G. Fingering: R1 ↑, L10 ↓, L10 ↓, L10 ↓, L10 ↓, L10 ↓, L10 ↓.
- Measure 6: Chord G. Fingering: R6 ↓, R6 ↑, L10 ↓, L10 ↓, L10 ↓, L9 ↓, R1 ↑, L5 ↑, R1 ↑.
- Measure 7: Chord G. Fingering: L5 ↓, L5 ↑, R1 ↑, L5 ↓, L4 ↓, L5 ↓, L3 ↑.
- Measure 8: Chord G. Fingering: L9 ↓, L10 ↓, L10 ↓, R1 ↑, L5 ↑, L5 ↓.

Book: Kerr's Fourth p16

Kerr's Third p11 up in A

Source: Kerr's Fourth p16

Transcription: Transcription, chords:Mike Long

>>

The braes of Mar

The Devil's dead

Highland Schottische
Highland schottische

(Scotland)

Chord progression: D G D G D A D

Chord progression: D G D G D A D

Chord progression: A G D G D A D

Chord progression: D G D G D A D

Chord progression: D A G D D D A D

Book: Kerr's First p19- two part...
Source: SF Scottish Fiddlers handout
Transcription: Transcription, chords:Mike Long

Captain Campbell

Strathspey

(Scotland)

The musical score is presented in three systems, each with a treble clef and a 4/4 time signature. The chords and fingerings are as follows:

- System 1:** Chords: Am, G, Am, G, Am. Fingerings: L5 ↓, L4 ↓, L5 ↑, L5 ↑, R1 ↑, L9 ↑, L5 R1 ↑, L5 ↓, L3 ↓, L5 ↑, L5 ↓, L5 R1 ↑, L9 R1 ↑, L5 ↓, L4 ↓, L5 ↑, L5 ↑, R1 ↑, R1 ↑, L10 ↑, L10 ↓, R3 ↓, R1 ↑, L5 ↑, L5 ↑.
- System 2:** Chords: Am, G, Am, G, Am. Fingerings: R1 ↑, L5 ↑, R7 ↑, R7 ↑, R6 ↓, L10 ↑, L10 ↓, L10 ↑, L10 ↓, L10 ↑, L9 R1 ↑, L5 ↑, L5 R1 ↓, L5 ↑, R7 ↑, R7 ↑, R6 ↓, L10 ↑, L10 ↓, L10 ↑, L10 ↓, L9 R1 ↑, L10 ↓, R1 ↓, R3 ↓, R1 ↑, L5 ↑, L5 R1 ↑.
- System 3:** Chords: Am, G, Am/C, G, Am, G, Am. Fingerings: L5 ↑, R7 ↑, R7 ↑, R6 ↓, L10 ↑, L10 ↓, L10 ↑, L10 ↓, L10 ↑, L9 R1 ↑, L5 ↑, L5 R1 ↓, L9 ↑, L5 ↑, R2 ↑, R1 ↑, L10 ↑, L10 ↓, L10 ↑, L10 ↓, L9 R1 ↑, L10 ↓, R3 ↓, R1 ↑, L5 ↑, L5 ↑.

>>

Book: Kerr's First p9

Source: Kerr's First p9

Transcription: Transcription, chords: Mike Long

Captain MacKenzie

MacKenzie's Rant

Strathspey

(Scotland)

The image shows a musical score for 'MacKenzie's Rant' in 4/4 time. It consists of two staves of music. The first staff has four measures with chords Am, G, Am, and Am G Am. The second staff has five measures with chords Am, G, Am, Am (C), and Am G Am. Fingerings are indicated by numbers 1-5 and letters L (left) and R (right) with arrows pointing up or down. The score is written in treble clef.

Book: Kerr's Second p9

Kerr's Fourth p17

Source: Kerr's Fourth

Transcription: Transcription, chords:Mike Long

>>

The Clachan

Strathspey

(Scotland)

D G D A D G A D

L5 R6 L5 R1 R3 R1 L5 R6 L10 R1a L10 L10 L8 R6 L5 R1 R3 R1 L5 R1 L5 L7 L10 L10

D G D A D G 1 A D 2 A G D G

R7 R6 L10 R1 L10 R7 R7 R6 L10 R1a L10 L10 L8 L5 R6 L5 R1 R1 R3 R1 L5 R1 L5 L7 L10 L10 L8 R1 L5 L7 L3 R6 L10 L9

Book: Kerr's Fourth p10

Source: Kerr's Fourth p10

Transcription: Transcription, chords:Mike Long

>>

Cutting ferns

The weary maid

Strathspey

(Scotland)

The musical score consists of three systems, each with a treble clef staff and a 4/4 time signature. The chords and fingerings are as follows:

System 1: Am G (Em) Am G Em G Am
 Chords: Am, G, (Em), Am, G, Em, G, Am
 Fingerings: R1 ↑, L5 ↑, L5 ↑, R7 ↑, R6 ↓, L10 ↓, R6 ↓; L10 ↑, L10 ↓, R1 ↓, L5 ↑, L5 ↓, L5 ↑, R1 ↓, L5 ↓; L5 ↑, L5 ↓, R7 ↑, R6 ↓, L10 ↓, R6 ↓; L10 ↑, L10 ↓, R1 ↓, R3 ↓, R1 ↓, L5 ↑, L5 ↑

System 2: Am G (Em) Am G Em G Am
 Chords: Am, G, (Em), Am, G, Em, G, Am
 Fingerings: R6 ↓, L10 ↑, L10 ↓, R1 ↓, L5 ↑, L5 ↓, L5 ↑, R1 ↓, L5 ↓; R2 ↓, L10 ↓, R1 ↓, L5 ↑, R1 ↑, R1 ↓, R3 ↓; L10 ↑, L10 ↓, R1 ↓, L5 ↑, L5 ↓, L5 ↑, R1 ↓, L10 ↓; L10 ↑, L10 ↓, R6 ↓, L9 ↓, L5 ↑, L5 ↑

System 3: Am G (Em) Am G Em G Am
 Chords: Am, G, (Em), Am, G, Em, G, Am
 Fingerings: R6 ↓, L10 ↑, L10 ↓, R1 ↓, L5 ↑, L5 ↓, L5 ↑, R1 ↓, L5 ↓; R2 ↓, L10 ↓, R1 ↓, L5 ↑, R1 ↑, R1 ↓, R3 ↓; L10 ↑, L10 ↓, R1 ↓, L5 ↑, L5 ↓, L5 ↑, R1 ↓, L10 ↓; L10 ↑, L10 ↓, R6 ↓, L9 ↓, L5 ↑, L5 ↑

>>

Book: Kerr's First p18

O'Neill's 348

Source: Kerr's First p18

Transcription: Transcription, chords:Mike Long

The ewie wi' the crookit horn

Strathspey

(Scotland)

Gm F Gm (Eb) F Gm F Gm

L3 L5 L5 L5 L4 L5 L4 L3 L5 L5 L8 L9 L8 L8 L8 L5a L5a L5 L3 L3 L5 L8 L5a L7 L5

Gm F Gm F Gm Gm Gm F Gm (Dm) Gm

L5 R6 R6 R7 R3 R6 R3 L10 R6 R6 R7 R3 R7 R6 L10 R6 R6 R7 R3a R7 R7 R3 L10 R6 R3a R6 R7 R6 R6

F Gm F Gm F Gm F Gm

R3 R6 L10 L5a L4 L5 L8 L9 L5a L5 R2 L10 R3 L10 L9 L5 L5 L8 L9 L5a L5 L5

>>

Book: Kerr's Third p22

Source: Kerr's Third

Transcription: Transcription:??, chords:Mike Long

George the IV

Strathspey

(Scotland)

The musical score is presented in three systems, each with a treble clef and a 4/4 time signature. Chords are indicated above the staff, and fingerings are indicated below the staff with letters L1-L10, R1-R7 and arrows pointing up or down.

System 1: Chords: Am, Am, G, Am, (F), G. Fingerings: L5 ↑; L4 ↓, L6 ↑, L6 ↑, L6 ↓, L3 ↓, L6 ↑; L4 ↓, L6 ↑, L6 ↓, L3 ↓, L6 ↓, L2 ↑; L4 ↓, L6 ↑, L6 ↓, L3 ↓, L3 ↓, L3 ↓; L2 ↑, L3 ↓, L5 ↓, L4 ↓, L3 ↓, L6 ↓, L2 ↑.

System 2: Chords: Am, Am, G, Am, Em, G. Fingerings: L9 ↑, L10 ↑, L8 ↑, L9 ↑, L10 ↑, L10 ↓, L9 ↓, L5 ↑, R1 ↑; L9 ↑, L10 ↑, L8 ↑, L9 ↓, L5 ↑, R1 ↓; L9 ↑, L10 ↑, L8 ↑, R1 ↑, L8 ↑; R6 ↓, R6 ↓, R6 ↓, R6 ↓, L10 ↑, R1 ↓, L5 ↑, R1 ↓.

System 3: Chords: Am, Am, G, Am, (F), G. Fingerings: L9 ↑, L10 ↑, L8 ↑, L9 ↑, L10 ↑, L9 ↓, R1 ↑, L5 ↑; L9 ↑, L10 ↑, L8 ↑, L9 ↓, L5 ↑, R1 ↓; L9 ↑, L10 ↑, R1 ↑, L8 ↓, L4 ↓, L5 ↓; L5 ↓, L5 ↓, L5 ↓, L4 ↓, L3 ↓, L3 ↓, L6 ↓, L2 ↓, L2 ↓.

>>

Book: Kerr's First p7

Source: Kerr's First p7

Transcription: Transcription, chords:Mike Long

Gloomy winter

Strathspey

(Scotland)

The musical score is presented in three systems, each with a treble clef and a 4/4 time signature. Chords are indicated above the staff, and fingerings are indicated below the staff with letters L (left hand), R (right hand), and numbers 1-5. Arrows indicate the direction of finger movement.

System 1: Chords: Am, C, G, Am, G, Am. Fingerings: L5 L5 L5 R1 L5 L5 L4, R1 L9 L9 L10 L10 L9 R1, L5 L5 R2 L5 L5 L5 L4 L3, L3 L3 L4 L5a L8 L6.

System 2: Chords: C, G, Am, Em, C, G, Am, G, Am. Fingerings: L3 L3 L3 L4 L3 L3 L2, L3 L6 L6 L3 L2 L4 L4, R1 L9 L9 L10 L10 L9 R1 L10, L9 L5 R1 L5 L4 L5 L5 R1.

System 3: Chords: C, G, Am, Em, C, (Em), G, Am, G, Am. Fingerings: L9 L9 R6 L9 R1 L9 L10, L9 R1 L5 L9 R1 L10 L10, L4 L5 L5 L4 L4 L3, L4 L5 R1 L10, L9 L5 R1 L5 L4 L5 L5.

>>

Book: Kerr's First p7

Source: Kerr's First p7

Transcription: Transcription, chords:Mike Long

Gowrie

The lass of Gowrie

Strathspey

(Scotland)

Staff 1: D G A D G A
 L5 ↑ L7 L5 ↑ L5 ↑ R1 ↑ L10 ↓ R1a ↓ L9 ↓ L5 R1 ↑ L10 ↑ R6 ↑ L8 ↑ L7 L5 ↑ L5 ↑ R1 ↑ L10 ↑ L10 ↑ L10 ↓ L9 L5 R2 ↑ R6 ↑ L10 ↓ L10 ↓

Staff 2: D G (A) D A D G A
 R6 ↓ R6 R7 ↑ L10 ↓ L10 ↑ R6 ↓ R6 ↑ R6 R7 ↓ L10 ↑ R6 ↓ R6 R7 ↓ R6 ↑ R6 R7 ↑ L10 ↑ R6 ↓ L10 ↑ L10 ↑ L10 ↑ L10 ↓ L10 L9 R2 ↓ R1a L5 ↑ R6 ↑ L10 ↓

Book: Kerr's Fourth

Source: Kerr's Fourth

Transcription: Transcription, chords: Mike Long

>>

The Highlanders farewell to Ireland

Strathspey

(Scotland)

The musical score is presented in four systems, each with a treble clef and a 4/4 time signature. The chords and fingerings are as follows:

- System 1:** Am (L6 L6 L6 L6 L6 L6), G (L5 L4 L3 L2 L2 L2 L2 L5), C (L4 L3 L4 L5 L5 R1 L5 L5), G (L4 L5 L3 L6 L6 L6 L6), Em (L4 L5 L3 L6 L6 L6 L6), Am (L6 L6 L6 L6 L6 L6).
- System 2:** Am (R7 R7 R7 R7 R7 R7), G (R6 R7 R6 L10 L9 R1 L5 L5 R6), C (L10 L10 R6 R7 R7 R7 R6), G (L10 L10 R6 R7 R7 R7 R6), Em (L10 R6 L10 R1 L5 L5 L5 L5), Am (L5 L5 L5 L5).
- System 3:** Am (R2 L5 L5 L5 L5 R2 L5 R2), G (L10 L8 L5 L5 L5 R1 L5 R1 L10), Am (L10 L8 L5 L5 L5 R2 L10 R7), G (R6 L10 R1 L5 L5 L5 L5), Am (L5 L5 L5 L5).
- System 4:** Am (R7 R7 L10 R7 L10), G (R6 R7 L10 L9 R1 L5 R6), C (L10 L10 R6 R7 R7 R6), G (L10 L10 R6 R7 R7 R6), Em (L10 R6 L10 R1 L5 L5 L5 L5), Am (L5 L5 L5 L5).

>>

Book: Kerr's First p9

Source: Kerr's First p9

Transcription: Transcription, chords:Mike Long

Kye comes home

Strathspey

(Scotland)

Bm A F#m (A) Bm A F#m A Bm
 L10 R1a R1a L9 L5 L7 L4 L7 L5 L5 R1 L5 L5 L9 R1a L10 R1a R1a L9 L5 L7 L4 L7 R1 L10 R1a L9 L5
 ↓ ↓ L9 ↓ ↓ ↑ ↑ ↓ ↑ ↑ ↑ ↑ ↑ ↓ ↓ ↓ ↓ ↓ ↓ ↑ ↑ ↓ ↓ ↓ ↓ ↓ ↑

D A (F#m) D Bm F#m A Bm
 L5 R1 L10 L10 L10 L10 R6 L5 R2 L10 R6 L10 R1a L9 L5 L7 L4 L7 R1 L10 R1a L9 L5
 ↑ ↑ L10 ↑ R6 ↑ L10 ↑ ↓ L10 ↑ ↑ ↑ ↑ ↑ ↓ ↓ ↓ ↓ ↓ ↓ ↑

Book: Kerr's Fourth

Source: Kerr's Fourth

Transcription: Transcription, chords: Mike Long

>>

The lass o' Corrie Mill

Strathspey

(Scotland)

The musical score is written on a single treble clef staff in 4/4 time. It consists of three systems of music. The first system starts with a key signature of one flat (Bb) and a common time signature (C). The first measure has a chord of F, followed by C, F, and F. The second measure has a chord of Bb. The first system ends with a first ending bracket containing a C chord. The second system starts with a second ending bracket containing C and F chords. The third system starts with a Bb chord and a first ending bracket containing C and F chords. The score includes triplets and various fingerings indicated by numbers 1-5 and letters L (left hand) and R (right hand). Fingerings are shown as arrows pointing up or down from the notes.

Chords: F C F F Bb 1 C 2 C F F C F Bb 1 C 2 C F

Fingerings: L4 L5 L5 L4 L4 L5 L4 L5 L4 R1 L4 L5 L9 L9 L10 R3 R3 R3 R3 R7 R6 R3 L10 L10 R2 L5a L5a L8 L8 L8 L8 R3 R3 L10 R3 R6 L10 R3 R7 R7 R3a R7 R7 R6 R6 R3 R3 L10 R7 R6 R3 L10 L10 L9 L10 L9 L5a L8 L5a L8 R7 R6 R3 L10 R3 R6 R7 R3 R3 R7

Book: Kerr's First p17

Source: Kerr's First

Transcription: Transcription, chords: Mike Long

Lord McDonald (old)

Strathspey

(Scotland)

D G A D G D A (D)

L5 L7 L5 L5 R6 R7 R6 L10 R6 R6 L10 R1 R1 L7 L5 L5 R6 R7 R6 L10 L10 R6 R6 R6 R7 L10 L10

D G D A (D)

L8 L7 L5 L5 R1 R1 L7 L5 R1 L9 R1a R1a L5 L7 L5 L5 R1 L5 L5 L7 L4 L3

D G A D G D A (D)

L5 L7 L5 L5 R6 R7 R6 L10 R6 R6 L10 R1 R1 L7 L5 L5 R6 R7 R6 L10 L10 R6 R6 R6 R7 L10 L10

D G D A (D)

R6 R6 R7 R7 R7 R6 R6 R7 R7 R4a R4a R6 R6 R7 R7 R7 R6 R6 R7 R6 R6 R7 R6 L10 L10

>>

Book: Kerr's Fourth

Source: Kerr's Fourth

Transcription: Transcription, chords:Mike Long

The Marquis of Huntly

Reel

William Marshall (Scotland)

The musical score is presented in three systems, each with a treble clef and a key signature of one flat (B-flat). The time signature is 4/4. The first system consists of two measures with chords Gm, F, Gm, F, Dm, and Gm. The second system also consists of two measures with chords Gm, F, Gm, F, Dm, and Gm. The third system consists of two measures with chords Gm, F, Gm, F, Dm, and Gm. Fingerings are indicated by numbers 1-5 (L for left hand, R for right hand) and arrows showing the direction of the finger movement.

>>

Book: Kerr's First p13

Source: Kerr's First p13

Transcription: Transcription, chords:Mike Long

Miss Admiral Gordon's strathspey

Strathspey

William Marshall (Scotland)

G C G C G C G D

L3 L5 L5 L5 L5 L5 L3 L5 R2 L10 R1 L5 L5 L4 L3 L4 L5 L5 L5 L5 L5 L3 L5 R2 L10 L10 L9 L10 L10

G C G Am C G C G D G

L10 L10 R6 L9 L10 R1 L5 L5 L5 R1 L9 R1 L5 L5 L4 L3 L4 L5 L5 L5 L5 L5 L3 L5 R2 L10 R1 L5 R1 L5 L3 L3

G C G G C G C G G D

L2 L3 L5 L3 L4 L3 L5 L5 R1 L10 R1 L5 L5 L4 L3 L3 L2 L3 L5 L3 L4 L3 L5 L5 R1 L9 L10 R6 R6 L10 L10 L10

G Em Am C G C G D G

R6 R6 L10 L10 L10 L10 L9 R1 L5 R1 L9 R1 L5 L5 L4 L3 L4 L5 L5 L5 L5 L5 L3 L5 R2 L10 R1 L5 R1 L5

>>

Book: Fiddle music of Scotland

Marshall's Vol 1 p16

Discography: Jean Redpath something or other...

Transcription: Transcription, chords:Mike Long

Miss Lyall

The cat that kittled in Jamie's wig
File na mon

Strathspey

(Scotland)

>>

Book: Kerr's First p5
 Roche 2 n234 (hornpipe)
 Source: Kerr's First p5
 Transcription: Transcription, chords:Mike Long

Miss Montgomery

Strathspey

(Scotland)

A G (D) A G A

R6 L10 L10 R1a L8 R6 L10 L10 L8 L10 R1 L8 R6 L10 L10 L10 R1a L8 R6 L10 L10 R1 R3 R1 L5 L5 L5

A G (D) A G A

R6 L10 R7 R7 R6 R6 L10 L10 R6 R6 R6 R6 L10 L10 R7 R7 R6 R6 L10 L10 R1 R3 R1 L5 L5 L5

Book: Kerr's Fourth

Source: Kerr's Fourth

Transcription: Transcription, chords:Mike Long

>>

Neil Gow's wife

Strathspey

(Scotland)

The musical score is presented in three systems, each with a treble clef and a key signature of one flat (Bb). The time signature is 4/4. Chords are indicated above the staff, and fingerings are indicated below the staff with letters (R, L) and numbers (1-5).

System 1: Chords: Gm, F, Gm, Gm, F, Gm, F, Gm. Fingerings include R2, L5a, L8, L8, L5a, L4, L4, L8, L5a, L8, L5, L8, L8, R6, L5a, L8, L8, L5a, L4, L4, L8, L5a, L8, L5, L4, L3, L5, L5.

System 2: Chords: Bb, F, Bb, Gm. Fingerings include L8, L5a, R2, L5a, L5a, L5a, L4, L5, L4, R1, L4, L5, L9, L5a, R2, L5a, L5a, R3, R6, R6, R3a, R6, L10, R6, R3a.

System 3: Chords: Bb, Cm, Bb, F, Gm, Cm, Gm, F, Gm. Fingerings include R3, L10, L10, R3, R1a, L9, L9, R1a, R2, L5a, L5a, R2, L9, L5a, L4, L5, L8, L5a, L9, L9, L10, L9, L5a, L8, L5a, L5, L3, L5, L5.

>>

Book: Kerr's First

Source: Kerr's First

Transcription: Transcription, chords:Mike Long

Orange and Blue

Highland Scottische

(Scotland)

System 1: Chords: D, G, A
 Fingerings: R7 R6, R6 L10 L10, L8 L10 L10, R6 L10 R6 L10 L10 R6, R6 L10 L10 R1a L10, R1a L5 R2 R1a R7 R6

System 2: Chords: D, G, D, G, D, A, D
 Fingerings: R6 L10 L10, L8 L10 L10, R6 L10 R6 L10 R6 R6 R7, R7 R6 R7 R6 R6 L10 R6 L10, L10 R1a L9 R1a L10

System 3: Chords: D, G, G, A
 Fingerings: R7 R6 R6 R7 R7, R6 R7 R7, R6 L10 R6 L10 L10 R6, R6 R7 R7 R6 R7 R7, R6 L10 R6 L10 R7 R6

System 4: Chords: D, G, D, G, D, A, D
 Fingerings: R6 R7 R7, R6 R7 R7, R6 L10 R6 L10 R6 R6 R7, R7 R6 R7 R6 R6 L10 R6 L10, L10 R1a L9 R1a L10

>>

Book: Kerr's First p.20

Source: Kerr's First

Transcription: Transcription, chords:Mike Long

Rob an Lugi

Strathspey

(Scotland)

The musical score for 'Rob an Lugi' is presented in two systems. Each system contains a staff of music with notes and rests, and a corresponding line of fingerings and chords. The key signature is G major (one sharp) and the time signature is 4/4. The first system has a repeat sign at the beginning. The chords indicated above the notes are: A, A, G, A, G, D, G. The second system also has a repeat sign at the beginning. The chords indicated above the notes are: A, A, G, A, D, A, G. Fingerings are indicated by numbers 1-5 for the left hand (L) and 1-3 for the right hand (R), with 'a' for the thumb. Arrows indicate the direction of finger movement: up for up-bow or up-bow, down for down-bow or down-bow.

Book: Kerr's Second p8

Source: Kerr's Second p8

Transcription: Transcription, chords:Mike Long

>>

Salmon tails up the water

Strathspey

(Scotland)

A Am G A E G

L10 ↑ L8 L10 L10 R6 L8 L10 R1a ↓ L5 R2 L10 L9 R1 L5 R2 R1 L5 R2 L10 R6 L8 R1a ↑ L4 ↓ L7 L5 L5 L5 R1 ↑ ↓

A G A G

L5 R7 R7 L10 R7 R1a R7 L5 R6 R6 L10 R6 L9 L5 L5 R7 R7 L10 R7 R1a R7 R6 R7 L10 L10 L9 L5 ↓ ↓ ↓ ↓ ↓ ↓ ↓ ↓ ↓ ↓ ↓ ↓ ↓ ↓

Book: Kerr's Second p7

Source: Kerr's Second p7

Transcription: Transcription, chords: Mike Long

>>

Stirling Castle

Strathspey

(Scotland)

Chords for System 1: D A D | 1 G A | 2 G D

Chords for System 2: D G A D G A D

Chords for System 3: D G A D G D A G A D A

>>

Book: Kerr's First p4

Source: Kerr's First p4

Transcription: Transcription:Richard Robinson(?), Chords:Mike Long

The thistle

Highland Schottische
Highland schottische

The musical score for 'The thistle' is presented in four systems, each with a treble clef and a key signature of two sharps (F# and C#). The time signature is 4/4. The first system includes chords A, D, D, and E. The second system includes chords A, D, (A), E, and A, with triplets marked '3'. The third system includes chords A, D, A, and E. The fourth system includes chords A, D, (A), E, and A, also with triplets marked '3'. Fingerings are indicated by numbers 1-5 and letters L (left hand) and R (right hand), with 'a' denoting an accidental. Arrows indicate the direction of finger movement. Chords are written above the staff.

>>

Book: Kerr's First p19

Source: Kerr's First p19

Transcription: Transcription, chords:Mike Long

Tullochgorum

Strathspey

(Scotland)

The musical score for 'Tullochgorum' is presented in three systems, each with a treble clef and a 4/4 time signature. The first system consists of two measures, the second of three, and the third of four. The second system consists of two measures, the third of three, and the fourth of four. The third system consists of two measures, the third of three, and the fourth of four. Chords are indicated above the notes: G, F, G, G, F, G, C/F, G in the first system; G, F, G, G, F, G, C in the second; and G, F, G, (F), F, G, C in the third. Fingerings are indicated by numbers 1-5 and letters L/R with arrows showing the direction of the finger movement.

>>

Book: Kerr's First p10

Source: Kerr's First p10

Transcription: Transcription, chords:Mike Long

The West Adam St. Club

Schottische
Highland schottische

J.McKenzie (Scotland)

D D A D G D A D

L3 L7 L5 R2 L7 L5 L7 L5 L3 L7 L5 R2 L7 L5 L7 L4 L3 L7 L5 R2 L7 L5 L7 L5 L7 L5 R1 L5 L7 L5 L7 L4 L7 L5 L7
 ↑ ↑ ↑ ↑ ↑ ↑ ↑ ↑ ↑ ↑ ↑ ↑ ↑ ↑ ↑ ↓ ↑ ↑ ↑ ↑ ↑ ↑ ↑ ↑ ↓ ↑ ↓ ↑ ↑ ↑ ↓ ↓ ↓ ↑

D D G A D G G D G D A D

L10 R1 L5 L7 L5 L7 L5 R2 R1 L5 R6 R6 R6 L10 R6 L10 L10 L8 R1 L5 L5 L7 L5 R1 L7 L5 L4 L5 L7
 ↓ ↑ ↑ ↑ ↑ ↑ ↑ ↑ ↑ ↑ ↑ ↓ ↑ ↑ ↑ ↑ R1a ↓ ↑ ↑ ↑ ↓ ↑ ↓ ↑ ↑ ↑ ↓ ↓ ↑

D D G A D A G D G D A D

L10 R1 L7 L5 L7 L5 R2 R1 R6 R6 R6 L10 L10 L10 R1a R1a L9 L10 L5 L5 L7 L5 R1 L5 L7 L5 L7 L4 L7 L5 L7
 ↓ ↑ L5 ↑ ↑ ↑ ↑ ↑ ↑ L5 ↑ ↓ ↑ ↑ ↓ R6 ↓ ↓ L10 ↓ ↓ R1 ↑ ↑ ↑ ↓ ↑ ↓ ↑ ↑ ↑ ↓ ↓ ↓ ↑

>>

Book: Kerr's Second p24
 Kerr's Second p24
 Transcription: Transcription, chords:Mike Long

Willie was a wanton wag

Happy we've been a the-gither

Strathspey

(Scotland)

The musical score is written in D major (one sharp) and 4/4 time. It consists of two staves of music. The first staff contains the first eight measures, and the second staff contains the remaining eight measures. Above the notes, chords are indicated: D, D, G, D, A, D, D, A, D, A, D. Below the notes, fingerings are indicated with letters (L for left hand, R for right hand) and numbers (1-5) and arrows (↑ for upstroke, ↓ for downstroke).

Book: Kerr's Second p24

Kerr's Third p42

Kerr's Fourth p9

Source: Kerr's Fourth p9

Transcription: Transcription, chords:Mike Long

>>

Alexander's hornpipe

Bryne's favorite hornpipe

Hornpipe

(Ireland)

Chords: D G D A D G D A D G A D A D

Fingerings: R6 L10, L10 L7 L5 L3 L7 L5 R2, R6 L10 L10 L10, R6 L10 R6 L10 L10, L10 L10 R1a L5 R6 L10, L10 L7 L5 L3 L7 L5 R2, L8 L5, L7 L5 R2 L5 L7 L5 R2 L5, L5 R1 L10 L5 R1 L10, L5 R1a R1a R1a R1a, L10 R7 R6 R1a, L7 L5 L5 L5 L5, L5 R1 R1 R1 R1, L5 R1a R6 L10 L10, L10 L10 L10, L10 L5 L10, ↓ R6 R6 ↓ L10 L5, ↑ ↑ R2 L7 R2, ↓ ↑ L10 L5 L10, ↑ ↓ L10 R6 R1a, ↑ ↓ R1a ↓

Book: Kerr's Second p 41
 Source: Richard Darsie's web page
 Transcription: Transcription, chords: Mike Long

Bantry Bay

The Union hornpipe

The little stack of wheat

Hornpipe

(Ireland)

Chords: G C G Am C D C G Am D

Chords: G C | 1 G D G | 2 G D G | G Em C G

Chords: C D G G C G C G C | 1 G D G | 2 G D G

>>

Book: Roche 2 n219- sort of...

O'Neill's 1573

Irish Traditional Music Session Tunes 1 p14

Source: My arrangement from various sources

Transcription: Transcription, arrangement, chords:Mike Long

The Belfast hornpipe

Hornpipe

(Ireland)

Chords: G C Am D G D G C Am D G D G A D A D A

1 DAD 2 DAC

>>

Book: O'Neill's 1647

Source: O'Neill's 1647

Transcription: Transcription, minor arr., chords: Mike Long

The belles of Clonallan

The belle of Claremont

Miss Brown's fancy

Hornpipe

(Ireland)

D Em G A D

Em A D D

A A (G) D D (A) G A D

>>

Book: Kerr's Second p36

O'Neill's 1580

Kerr's Second p 39

O'Neill's 1714

Source: O'Neill's 1714

Transcription: Transcription:A.LEE WORMAN, chords:Mike Long

The Blackbird

Hornpipe

D G D C (G) D C D G D

L3 L4 L7 L7 L5 L7 L10 R6 L10 L9 L7 L5 L5 L5 L7 L4 L7 L5 L5 L5 L7 L7 L5 L7 L10 R6 L10 L9 L5

D C D D G D A D G

L5 R2 L9 L5 L5 L9 L5 L5 L7 L3 L3 L3 L10 R6 L10 R6 R6 L10 R1a L10 R1a L10 R6 L10 R6 L10 R6 R6 L10

D C D A D D A D C D

R6 R7 R6 R6 R6 L10 R6 R7 R6 R6 L10 R6 L10 R1a L10 L10 R6 L10 L5 L5 R2 L9 L5 L5 L9 L5 L5 L7 L3 L3 L3

>>

Source: Henrik Norbeck's abc files

Discography: De Dannan 1

Transcription: Transcription:Henrik Norbeck(?), chords:Mike Long

Bobby Casey's hornpipe

The humours of Tullycreen

Hornpipe

Am Am G Em Am

Am G Am Am

G Am G Em Am G Am

>>

Book: Ceol Rince 1 n205
 Source: Original abc's from norbeck...
 My arrangement from various sources
 Discography: Michael Tubridy: The Eagle's Whistle
 Kevin Burke: If the Cap Fits
 Transcription: Transcription, arrangement, chords:Mike Long

The boys of Bluehill The beaux of Oak Hill

Hornpipe

(Ireland)

D G A D A D G D

L7 L5 R1 L5 L7 L5 L3 L7 L5 R1 L5 L9 L10 L10 L10 R6 R7 R6 R6 L10 R6 L10 L10 L10 R1 L10 L5 R1 L7 L5 L3 L7 L5

G A D A D D G

R1 L5 L9 L10 L10 L10 R6 R7 R6 R6 L10 R6 L10 L10 L10 R6 R6 R7 R6 L10 R7 R6 R6 L10 R6 R7 R7 R7 R6

D A D G D G A D A D

R6 R7 R6 L10 R6 L10 L10 L9 R1a R1 L5 R1 L7 L3 L7 R1 L5 R1a L10 L10 R6 R7 R6 L10 R6 L10 L10 L10

>>

Book: Kerr's second p.36

O'Neill's 1700

Roche 3 n183

Source: As per local Sessions...

Transcription: Transcription, arrangement, chords:Mike Long

The brigade

Hornpipe
APB Brendan Mulvihill

Frank McCollum (Ireland)

System 1: G D G C F C G
 L10 ↓ L9 ↑ R1 L5 L3 L5 L5 R1 R1 ↑ ↑ L5 L7 L3 L7 L5 R2 L9 ↑ ↑ R1 L5 R1 L10 R6 R6 L10 ↑ ↓ L10 R3 L10 R1 L9 L10 ↑ ↓ L9 R1 L5 L3 L5 L5 R1 R1 ↑ ↑

System 2: D G D G G D
 L5 L7 L3 L7 L5 R2 L9 ↑ ↑ R1 L9 L10 L10 L9 L5 L7 L5 ↑ ↑ R1 L5 L5 L7 L5 L5 R2 L9 ↑ ↓ R1 L5 L3 L5 L5 R1 R1 ↑ ↓ L5 L7 L3 L7 L5 R2 L9 ↑ ↑

System 3: G C B \flat F G D G D
 R1 L5 R1 L10 R6 R6 L10 ↑ ↓ L10 R3 R3 L10 L10 L5 ↑ ↑ R3 ↓ L9 ↑ R1 L5 L3 L5 R1 R1 ↑ ↓ L5 L7 L3 L7 L5 R2 L9 ↑ ↑ R1 L9 L10 L10 L9 L5 L7 L5 ↑ ↓

System 4: G D G G C D G G D G C
 R1 L5 L5 L7 L5 L5 R1 L9 ↑ ↓ L10 R1 L10 L5 R6 ↓ R1 ↑ R6 L10 R6 R6 L10 R6 ↑ ↓ R7 ↑ R6 L10 L10 L9 L5 L7 L5 ↓ ↓ R1 ↓ R1 L5 R1 L10 L9 L9 ↑ ↓

System 5: G C D G G D 1 G D G 2 G D G
 L10 R1 L10 L5 ↓ R1 ↑ L9 R6 ↑ ↑ R6 L10 R6 R6 L10 R6 ↑ ↓ L10 R6 L10 L10 L9 L5 L5 ↓ ↓ R1 ↑ ↑ L7 R1 L5 L5 L7 L5 L5 L9 ↑ ↓ R1 L9 L8 L7 L5 L5 L9 ↑ ↑ L10 ↑ ↓ R2 ↑ ↑

>>

Source: Brendan Mulvihill: The Flax in Bloom
 Discography: Brendan Mulvihill: The Flax in Bloom
 Transcription: Transcription, chords: Mike Long

The brown coffin

The brown chest

An comhra donn

Hornpipe

(Ireland, England, Scotland)

D G D A D

G A D D G D G D

A D G D G A D

Book: Ceol Rince 1

Source: Various web abc files

My arrangement from various sources

Transcription: Transcription, arrangement, chords:Mike Long

Byrne's hornpipe

Tommy Hill's favorite

Hornpipe

(Ireland)

The musical score for "Byrne's hornpipe" is presented in three systems. Each system consists of a single staff of music in treble clef, with a key signature of two sharps (F# and C#) and a 4/4 time signature. The notes are primarily eighth and sixteenth notes, often beamed together in groups. Above the notes, chords are indicated by letters: D, G, and A. Below the notes, detailed fingering instructions are provided, using letters L (left hand) and R (right hand) followed by a number (1-5) to denote specific fingers. Some instructions include arrows pointing up or down to indicate the direction of finger movement. The score includes repeat signs and a double bar line at the end of the third system. A double right-pointing arrow (>>) is located to the right of the third system.

Book: O'Neill's 1638

Source: O'Neill's

Transcription: Transcription:Nick Terhorst, chords:Mike Long

Callaghan's

Hornpipe

Staff 1: G D G C D G
 L5 L9 ↑ R1 ↑ ↑ L10 L9 L5 L5 R1 L10 ↓ R1 ↑ ↑ ↓ ↓ R1 ↑ L5 L3 L7 L4 L3 L7 L5 L7 ↑ ↑ ↑ ↓ ↓ ↓ ↓ ↓ ↓ ↓ L5 L5 L7 L5 R1 L10 ↓ ↓ ↓ ↓ ↓ ↓ ↓ ↓ L5 L5 L5 R6 R6 L10 ↑ ↓ ↑ ↓ ↑ ↓ ↑ ↓ L10 L9 L5 L5 R1 L10 ↓ R1 ↑ ↑ ↓ ↓ ↓ ↓ R1 ↑

Staff 2: D C G G Am
 L5 L3 L4 L7 R6 ↑ ↑ L7 L3 L5 ↑ ↓ ↑ ↑ ↑ ↑ R6 R6 R6 L9 ↓ ↓ R6 L10 L5 ↑ ↓ ↓ ↑ ↑ ↑ L5 L5 L5 R1 ↓ ↓ L7 L5 L9 ↑ ↓ ↓ ↑ ↑ ↑ L10 R6 L10 R6 ↓ R6 ↓ R6 L10 R1 L10 ↓ R6 R6 L10 L9 ↓ ↓ ↓ ↓ ↓ ↓ ↓ ↓ L10 R7 R6 R6 L10 ↑ ↑ R7 R6 L10 ↑ ↑ ↓ ↓ ↓ ↓

Staff 3: D C G D C G
 R1 L9 L10 R6 R6 R6 R6 L10 ↑ ↑ ↓ L10 L5 ↓ ↓ ↓ ↓ ↓ ↓ L10 L9 L5 L5 R1 L10 ↓ R1 ↑ ↑ ↓ ↓ ↓ ↓ R1 ↑ L5 L3 L7 L4 L3 L7 L5 R6 ↑ ↑ ↑ ↓ ↓ ↓ ↓ ↓ ↓ ↓ R6 R6 R6 R6 L10 L5 ↓ ↓ ↓ ↓ ↓ ↓ ↓ ↓ L5 L5 L7 L5 L5 R1 L9 ↓ ↓ ↓ ↓ ↓ ↓ ↓ ↓

Transcription: Transcription:Henrik Norbeck (?),slight rearrangement, chords:Mike Long

The Cuckoo's nest 1

Hornpipe

(Ireland)

Em D Em G

L5 L5 R1 L5 L4 L5 R1 L5 L4 L5 R1 L5 L5 L7 L4 L7 L5 L5 L7 L3 L7 L5 L7 L3 L7 L5 L5 L7 L4 L3 L4 L7 L5 L7 L5 L4 R6 R6 L10

G D Em Em G

L10 L5 R1 L10 L9 R1 L5 L5 L7 L4 L3 L4 L7 L5 L5 L4 L4 L5 L5 R1 L10 L10 R6 L10 L10 R1 R1 L10 R1

D Em G D Em

L5 R1 L10 R6 R7 L10 L10 L8 L5 R1 L10 L10 R6 L10 L10 L5 R1 L10 L9 R1 L5 L5 L7 L4 L3 L4 L7 L5 L5 L4 L4

>>

Book: O'Neill's 1733

Source: O'Neill's 1733

Transcription: Transcription:Bob Safranek, chords:Mike Long

Dan Sullivan's favourite

Hornpipe
APB Sean Ryan

(Ireland)

The musical score is divided into four systems, each with a treble clef staff and a line of rhythmic notation below it. The notation uses letters (L, R) and numbers (1-10) to indicate fingerings and directions (up/down) for the left and right hands. Chord symbols (G, C, D, A) are placed above the staff. Trills and triplets are marked with 'tr' and '3' respectively. The score includes repeat signs and first/second endings.

>>

Source: Sean Ryan: Take the Air

Discography: Sean Ryan: Take the Air

Transcription: Transcription:?, chords:Mike Long

Dunphy's

Hornpipe

(Ireland)

Chords: G, Am, D, G, D, G, Am, D, G, G, Am, D, G, C, D, G, D, G

Fingerings: L3 L7, L5 L3 L3 R6 R6, R6 L10 L10 L9 L5, L7 L5 L3 L7 L5, R1 L5 L5 L5 L7 L3, L5 L3 L3 R6 R6, L3 L7, L5 L3 L3 R6 R6, R6 L10 L10 L9 L5, L7 L5 L3 L7 L5, R1 L5 L5 L5 L7 L3, L5 L3 L3 R6 R6, L3 L7, L5 L3 L3 R6 R6, R6 L10 L10 L9 L5, L7 L5 R1 L5 L7, L5 L5 L5 L5, R1 L10 R1 R6 R1, R6 R6 R6 L10 L10, R6 R6 R6 L10 L10, L3 L7, L5 L3 L3 R6 R6, R6 L10 L10 L5, L7 L5 R2 L9 L3, L5 L5 L5 L5, R1 L9, L9 L10 L10 L10, L6 R7 R6 R1, L7 L5 L3 L7, L5 L3 L3 R6 R6, R6 L10 L10 L9 L5, L7 L5 L3 L7, L5 R1 L10, L9 L5 L3 L7, L5 L5 L5 L7 L5

>>

Book: Ceol Rince 2 n301

O'Neill's 1560

Roche 3 n167

Source: My arrangement from various sources- mainly O'Neill's

Transcription: Transcription, arrangement, chords:Mike Long

The echo

Hornpipe

(Ireland)

The musical score for 'The Echo' Hornpipe is presented in three staves. Each staff contains a melodic line in treble clef with a key signature of one sharp (F#) and a 4/4 time signature. The notes are primarily eighth and sixteenth notes, often grouped in pairs or triplets. Above the notes, chords are indicated by letters: D, G, A, and D. Below the notes, detailed fingering instructions are provided using letters R (Right hand) and L (Left hand) with numbers 1-10 and arrows indicating finger direction. The score includes repeat signs and a final double bar line.

Staff 1 Chords: D, D, G, A, G, A, D, D, A

Staff 2 Chords: G, D, A, D, G, A

Staff 3 Chords: G, A, G, G, D, A, D

>>

Book: O'Neill's 2 p.175

O'Neill's 1605

Source: O'Neill's 1605

Transcription: Transcription, chords:Mike Long

The fair maidens

The rival

Hornpipe

(Ireland)

The musical score consists of three staves of music in 4/4 time, with a key signature of one sharp (F#). The chords and fingerings are as follows:

Staff 1: Chords: G, Am, C, D, G. Fingerings: L3 ↑, L5 L3 L5 R1 L10 ↓, R1 L10 ↓, R6 R6 L10 ↓, L9 R1 L5 L5 ↓, L5 ↑, R1 L9 L10 L10 ↓, L5 L5 ↓, L7 L5 L5 L7 L3 ↓, L4 L7 ↓, L5 L3 L5 R1 L10 ↓, R1 L10 ↓.

Staff 2: Chords: C, D, G, D, G, D, D, G, D. Fingerings: R6 R6 L10 ↓, L9 R1 L5 L5 ↓, L5 R1 L9 L10 L10 ↓, L5 L7 ↓, L5 R1 L5 L7 L5 ↓, L7 L5 ↓, L5 L3 L7 L3 L5 L3 L7 L3 ↓, L9 L3 R1 L3 L5 L5 L5 ↓.

Staff 3: Chords: G, G, C, G, G, C, D, G, D, G. Fingerings: R1 L3 L5 L3 R1 ↓, L5 L3 ↓, L10 ↓, L9 L3 R1 L3 ↓, L5 L3 L5 R1 ↓, L8 R1 ↓, R6 L10 ↓, L9 R1 L5 ↓, L5 R1 L10 L10 ↓, L5 L7 ↓, L5 R1 L5 L7 L5 ↓.

>>

Book: Kerr's Second p39

O'Neill's 1626

Source: My arrangement from various sources

Transcription: Transcription, arrangement, chords:Mike Long

The Fairies' hornpipe

Hornpipe

(Ireland)

Staff 1: G D G G Am C D G C
 L3 ↑ L5 L7 ↓ L5 L5 ↓ R1 L10 ↓ R1 ↑ L5 L5 ↓ L5 R1 ↓ L5 R1 L9 ↑ L10 ↓ R6 R6 ↓ L10 L10 ↓ R1 ↑ L9 L10 ↑ R1 L5 R1 L9 ↑ L10 R6 R7 R6 R6 L10 ↓ R6 ↑ ↑ ↓ ↑ ↑ ↑

Staff 2: D G Am D G G D G
 L10 ↓ L10 L9 ↑ ↑ ↓ L5 L5 ↑ L5 R1 L9 L5 R2 L9 L5 L7 ↑ L5 L5 L5 L5 ↓ R1 L9 ↑ L10 R6 R6 R6 R6 L10 ↓ L10 L10 R1 L5 L5 ↓ L10 L9 ↑ ↑ ↓

Staff 3: Am C D G D G Am D G
 L5 ↑ R1 ↑ L5 ↓ R2 L10 ↓ R1 ↑ L5 R2 L10 R1 ↑ L9 ↓ L10 R6 R6 R6 L10 ↓ L10 L9 ↑ L5 L5 ↑ L5 R1 L5 R2 L9 L5 L7 ↑ L5 L5 L5 L5 ↓

>>

Book: O'Neill's 1718

Source: O'Neill's 1718

Transcription: Transcription:Bob Safranek, chords:Mike Long

The Fairy Queen

Hornpipe

The image shows a musical score for 'The Fairy Queen' Hornpipe, consisting of three systems of music. Each system includes a treble clef staff with a key signature of two sharps (D major) and a common time signature (C). Above the staff, chords are indicated: D (A), D, D, G, Em, A, D (A), D, D in the first system; G, Em, A, D, D, A, D, D, G in the second system; and A, D, A, G, A, D, G, A, D in the third system. Below the staff, detailed fingerings are provided using letters L (left hand) and R (right hand) with numbers 1-5 and 'a' for the thumb, and arrows indicating up (↑) and down (↓) strokes. The score includes repeat signs and a final double bar line.

>>

Book: The Irish Fiddle Book p110

Ceol Rince 3 n230

Source: Richard Darsie's web page

Transcription: Transcription, chords:Mike Long

Fisher's hornpipe Blanchard's hornpipe The blacksmith's hornpipe

Hornpipe

(Ireland)

The musical score consists of three systems, each representing a different hornpipe. Each system is written in treble clef with a key signature of one sharp (F#) and a 4/4 time signature. Chords are indicated above the notes. Fingerings and bowing directions (up/down) are indicated below the notes. The first system (Fisher's) has chords D, G, D, G, D, G, D, A, D, G. The second system (Blanchard's) has chords D, G, D, A, D, A, D. The third system (The blacksmith's) has chords A, Em, A, G, D, G, A, D. A double arrow '>>' is on the right side of the third system.

Book: The Skye Collection p172

Joyce, P. W.; "Old Irish Folk Music and Songs" n103

Kerr's First p42

O'Neill's 1576

Source: My arrangement from various sources

Transcription: Transcription, arrangement, chords:Mike Long

The flowers of Edinburgh

Hornpipe

(Scotland, Ireland)

The musical score is presented in three staves, each with a treble clef and a key signature of one sharp (F#). The time signature is 4/4. The first staff begins with a G chord and contains 12 measures. The second staff begins with a C chord and contains 12 measures, including a repeat sign and a triplet. The third staff begins with a C chord and contains 12 measures, also including a triplet. Fingerings are indicated by numbers 1-5 and 6-10, with arrows showing the direction of movement. Chords are labeled above the notes.

Staff 1: Chords: G, D, D, C, G. Fingerings: L5 L4 ↓ ↓, L3 L3 L4 L5 ↑ ↑ ↓ ↓, L5 L5 ↓ ↓, R1 L5 R1 L10 ↓ ↓, R1 L5 L5 ↑ ↓, L7 L5 L4 L7 L3 L4 L7 L5 ↑ ↓ ↓ ↓ ↑ ↓ ↑ ↓, L5 L7 L10 L4 L5 L4 ↑ ↓ ↓ ↓, L3 L3 L4 L5 L5 L5 ↑ ↓ ↓ ↓.

Staff 2: Chords: C, G, D, G, G, D. Fingerings: R1 L5 R1 L10 L10 R6 L10 ↑ ↓ ↑ ↓ ↑ ↓, R6 ↓ ↑, L10 L9 ↓ ↑, R1 L5 L5 L7 L5 L5 ↑ ↓ ↓ ↓, R1 L5 L5 ↑ ↓ ↓ ↓, R2 R6 ↑ ↑, R6 R6 R6 R6 R7 R7 R6 ↓ ↓ ↓ ↓ ↓ ↓, R6 R6 L10 R7 R6 R6 ↑ ↑ ↑ ↑, R6 ↑ ↓ ↑ ↓.

Staff 3: Chords: C, Em, G, C, D, G. Fingerings: L10 L10 R6 R6 L10 ↑ ↓ ↑ ↓ ↑ ↓, L10 ↓ ↓, R1 L10 L10 R6 L10 ↑ ↑ ↓ ↓, L10 L5 R1 L10 R1 L10 ↓ ↓ ↓ ↓ ↓ ↓, L9 ↑ ↓, L10 L10 R6 R6 L10 ↑ ↓ ↓ ↓, L10 L10 R6 R6 L10 ↓ ↓ ↓ ↓, L10 R1 L5 L5 L7 L5 L5 ↓ ↓ ↓ ↓ ↓ ↓, R1 L5 L5 ↑ ↓ ↓ ↓.

Book: O'Neill's 1746

Kerr's First p23

Source: O'Neill's and memory

Transcription: Transcription, arrangement, chords: Mike Long

The flowing tide

Hornpipe

The musical score is presented in three staves, each with a treble clef and a key signature of one sharp (F#). The time signature is 4/4. The first staff begins with a G chord and contains measures 1-4. The second staff continues with C, (G), D, G, and G chords, including repeat signs in measures 5 and 6. The third staff concludes with C, D, G, C, G, D, and G chords, featuring triplet markings in measures 7, 8, and 9. Fingering instructions are provided below the notes, using letters L (left hand) and R (right hand) with numbers 1-5, and arrows indicating finger direction. Chord symbols are placed above the corresponding measures.

>>

Source: Richard Darsie's web page

Transcription: Transcription, chords: Mike Long

The full of the bag

Hornpipe

(Ireland)

The musical score consists of four staves of music in 4/4 time, key of D major. Each staff includes a treble clef, a key signature of one sharp (F#), and a 4/4 time signature. The music is written in a single melodic line. Above the notes, chords are indicated: G, G/C, C, G, C, D, G, G/C, C, D, C, G, D, G, G, G, (D), G, C, D, G, (D), D, C, G, D, G, Em, D, Am, C, Em, B, D, G, D, Em. Below the notes, fingerings are indicated with letters L (left hand), R (right hand), and R1a (right hand first alternate), with arrows showing the direction of the stroke (up or down).

>>

Book: O'Neill's 1651

Source: O'Neill's

Transcription: Transcription:?, Minor arr., chords:Mike Long

The Galway hornpipe

Hornpipe

(Ireland, Scotland)

D A (G) D G A D A G

L7 L4 L3 L7 R2 L7 L3a L4 L5 L7 L3 L7 R2 L10 L10 R1a L5 R1 L5 L4 L3 L7 R2 L7 L3a L4 L5 L5 L7

D A D A D D G A (G)

L5 R2 L9 L5 R1 L5 L4 L3 L4 L3a L3 L10 R6 L10 R6 L10 R1a L9 L5 R1a L9 L10 L10 L10 L10 L9

A D G D A D A D

L5 R1a R7 L5 L9 R1a L10 L10 R6 L10 L7 L5 L7 L5 L5 R1 L10 L9 L5 R2 R1a L5 R1 L5 L7 L4 L3 L4 L7 L3a L3

>>

Source: My arrangement from various sources

Transcription: Transcription, arrangement, chords: Mike Long

The golden castle

Hornpipe

Junior Crehan (Ireland)

Gm Bb F Gm F Gm F Gm

L5 L4 L3 L5 L4 L8 L9 L10 L10 R3 R6 R6 R3 L9 L5 L9 L5 L5 L4 L4 L5 L3 L5 L4 L8 L9

Bb F Gm F Gm Gm F

L10 L10 R3 R6 R7 R6 R3 L10 L5 R2 L9 L5 L5 L4 L5 L8 L9 L10 R6 R6 R7 R3a R7 R6 R7 R3 L10 R3 R6 R7

Gm F Gm F Gm Bb F Gm F Gm

R6 R3 L9 L5 L9 L5 L5 L4 L4 L4 L3 L5 L4 L8 L9 L10 L10 R3 R7 R6 R3 L9 L5 L9 L5 L5 L5

>>

Source: Martin Hayes Via Mike Long Simplified by g:\working\abc\webboo~1\irishf~7.abc

Discography: Martin Hayes, Martin Hayes

Transcription: Transcription, chords:Mike Long

The goodnatured man

Hornpipe

(Ireland)

The musical score is presented in three staves, each with a treble clef and a key signature of one sharp (F#). The time signature is 4/4. The music is a hornpipe, characterized by its rhythmic pattern of eighth and sixteenth notes. Chords are indicated above the notes, and fingerings are indicated by numbers 1-5 and arrows for up and down strokes.

Staff 1: Chords: G, C, D, G. Fingerings: L10, R6, R7, R6, L10, R6, L10, R1, L9, L10, R1, L5, L5, R1, L9, L10, L10, L9, R1, L5, L5, L7, L5, L4, L7, L3, L10, R6, R7, R6, L10, R6, L10.

Staff 2: Chords: C, D, G, G, C, (Am). Fingerings: R1, L9, L10, L5, L5, R1, L9, L10, L9, R1, L5, L5, L7, L5, L5, L5, R1, L9, L10, L10, R3, L10, L10, L10, L10, L9, L9, R7, L10, L10, R7.

Staff 3: Chords: D, G, D, G, C, D, G. Fingerings: R6, L10, L10, R6, L10, L10, R6, R6, R7, R6, L10, R6, L10, R6, R7, R6, L10, R6, L10, R1, L9, L10, L5, L5, R1, L9, L10, L9, R1, L5, L5, L7, L5, L5, L5.

>>

Book: O'Neill's 1620

Source: O'Neill's

Transcription: Transcription, chords: Mike Long

The hangmans noose

Hornpipe

Frank McCollum (Ireland)

The musical score is presented in three systems, each with a treble clef and a key signature of one sharp (F#). The time signature is 4/4. Chords are indicated above the staff, and fingerings are indicated below the staff with numbers 1-10 and arrows for up and down strokes.

System 1: Chords: G, F, F/C, D, G. Fingerings: L3 L7 (up), L5 (down), R1 L5 L3 L5 R1 L10 (up, down, up, down, up, down), R6 R6 R6 L10 L10 (down, up, down, down, up), R3 R3 L10 L10 L5 (up, up, up, down, up), L9 L9 R1 L9 L5 L7 L5 (up, up, up, up, up, up), L5 R1 L5 L3 L5 R1 L10 (down, up, down, down, up, down).

System 2: Chords: G, D, F, G, D, G, G, G, D. Fingerings: R6 R6 R6 L10 L10 (down, up, down, down, up), R3 R3 L10 L10 L5 (up, up, up, down, up), L5 R1 L5 L7 L5 (down, up, up, up, down), R1 L9 L10 R6 L10 L9 R6 L10 R6 R7 R6 R7 (up, up, down, down, down, down, down, down, down, up, down, up).

System 3: Chords: G, F, D, G, G, D, G, C, G. Fingerings: R7 R6 R6 R6 R6 L10 L10 (down, down, up, down, down, down, up), L9 R1 L5 L5 L5 R1 L9 (up, up, up, down, up, up, up), L10 R6 L10 L9 R6 L10 R6 R7 R6 R7 (down, down, down, down, down, up, down, up), R7 R6 R6 R6 R6 L10 L9 R1 L5 L5 (down, down, up, down, down, down, up, up, down, down).

>>

Source: Ciaran Kelly, Moneymore, Derry (Accordian)

Bernie Stocks

Discography: Session tape - Cross Keys, Antrim 1993

Transcription: Bernie Stocks, chords: Mike Long

The harvest home

Hornpipe

(Ireland, Scotland, England)

D (G) A (G) A D

(G) A D/G D A (G) A (G)

A D (G) A D/G D

>>

Book: O'Neill's

Source: Richard Robinson

Transcription: Transcription:Richard Robinson(?), Chords:Mike Long

The home ruler

Hornpipe

Frank McCollum (Ireland)
Ballycastle

The musical score for 'The Home Ruler' is presented in five staves, each with a treble clef and a key signature of two sharps (F# and C#). The time signature is 4/4. The score includes various chords (D, G, A, Bm) and fingerings for the left hand (L) and right hand (R). Some measures contain triplets, indicated by a '3' above the notes. The score concludes with a double bar line and a repeat sign.

Staff 1: Chords: D, D, G, D, A, G, D. Fingerings: L3 L7 L5 L3 L5 L7 L5; R2 R6 L10 R1 L10; L5 L5 L5 R1 L5 L7 L3 L4; L7 L4 L7 L3 R1 L3 L7 L5; L3 L7 L5 L3 L5 L7 L5.

Staff 2: Chords: D, G, D, D, A, D, D, D, G, D. Fingerings: R2 R6 L10 R1 L10; L5 L5 L5 R1 L7 L3 L4; L7 L4 L5 L3; L3 L7 L5 L3 L5 L7 L5; R2 R6 L10 R1; L5 L5 R2 L5 L7 L3 L4.

Staff 3: Chords: A, G, D, D, G, D, D, A, D. Fingerings: L7 L4 L3 L7 L4 L3 L2 L3 L6 L6; L3 L7 L5 L3 L5 L7 L5; R2 R6 L10 R1 L10; L5 L5 L5 R1 L5 L7 L3 L4; L7 L4 L5 L3.

Staff 4: Chords: D, Bm, G, A, G. Fingerings: L5 R2 L10 R1a L10 L10 R6; R7 R7 R6 R7 R6 L10 L10; L10 L10 L10 L10 R1 L5 L9 R1a; R6 L10 L10 L10 L9 R1a L8 R1.

Staff 5: Chords: D, Bm, G, A, D. Fingerings: L10 R1a L10; L10 L10 R6; R7 R7 R7 L10; L10 L10 L10 L5 R1; L5 L7 L7 L3; L10 L10 R1 R2; L5 L7 L7 L3.

>>

Source: My arrangement from various sources


Transcription: Transcription, arrangement, chords: Mike Long

Jack's delight


Hornpipe

(Ireland)

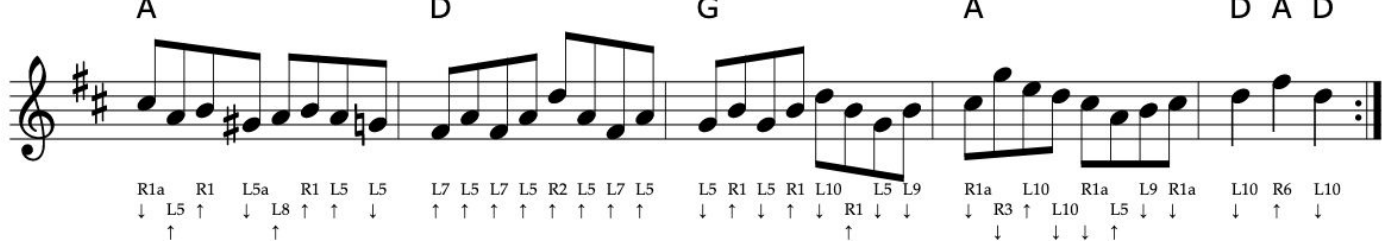
D A D G E A D A D



G A DA D D D A G E



A D G A D A D



>>

Book: Kerr's First p45

Source: Kerr's First p45

Transcription: Transcription, chords:Mike Long

Jack's the lad

The college hornpipe
The sailor's hornpipe

Hornpipe

(Ireland)

The musical score consists of three staves of music in G major (one sharp) and 2/4 time. The first staff contains the first 12 measures, with chords G, Am, D, G, C, C, D. The second staff contains measures 13-18, with chords G, D, G, G, C, A. The third staff contains measures 19-24, with chords D, G, C, C, D, G, D, G. Fingerings are indicated by numbers 1-5 and letters R (right hand) and L (left hand) with arrows showing the direction of the stroke.

>>

Book: Fiddler's Fakebook

O'Neill's 1737

Source: 1 My arrangement from various sources

2 O'Neill's

Transcription: 1 Transcription, arrangement, chords: Mike Long

2 Transcription: Bob Safranek, chords: Mike Long

Jacky Tar

Jack A Tar

The Cuckoo's nest

Hornpipe

Em G D Em C G

Em D Em Em D

Em C G Em D Em

>>

Book: O'Neill's 1733 "1st Setting" played BA
 Kerr's First p45
 Source: tunesf~1.abc
 Kerr's First p45
 Transcription: Transcription, chords:Mike Long

Jolly butchers The tailor's twist Captain Moss's hornpipe

Hornpipe

(Ireland)

The musical score is written in treble clef with a key signature of two sharps (D major) and a 4/4 time signature. It consists of three staves of music. Above the notes, chords are indicated: D, G, A, D, G, A, D on the first staff; G, A, D, A, D (A), D, D, G, A on the second staff; and G, A, G, A, D (A), D, G, A, D, A, D (A), D on the third staff. Below the notes, detailed fingerings are provided using letters L (left hand) and R (right hand) with subscripts and superscripts, and arrows indicating up and down strokes. The piece includes several triplet markings (indicated by a '3' over the notes).

>>

Book: Kerr's Third p 35
 Ceol Rince 3 #213
 Music from Ireland Vol. 3
 Roche 2 n208
 Source: Kerr's Third p 35
 Transcription: Transcription, minor arr., chords: Mike Long

The jolly little boy

Hornpipe

(Ireland)

D (A) G A D A G D (A)
 L5 R1a L10 L10 L5 L7 L3 L5 L4 L3 L4 L3 L6 L3 L7 L5 L5 R1 L5 R2 L10 L10 L10 R6 L10 L7 L5 L7 L3
 ↑ L9 ↓ R1a L8 ↓ ↑ L4 ↓ ↓ L7 ↓ ↑ L6 ↑ ↑ L4 L7 L5 ↑ ↑ R1a ↓ R6 R6 ↑ ↓ L8 ↓ ↑ L4
 ↓

G A D (G) A D D A D G
 L3 L4 L3 L4 L3 L6 L3 L7 L5 L7 L5 R1 L5 R2 L10 L10 L8 R1a L10 L10 L10 R1 R2 R6 R6 R6 R6 L10
 ↑ ↓ L7 ↓ ↑ L6 ↑ ↑ L4 ↑ ↑ L5 ↑ ↑ R1a ↓ ↑ L9 ↓ R1a R6 ↑ L10 L5 ↑ ↑ R7 ↓ ↑ R6
 ↑ ↑ ↓ ↓ ↓ ↓ ↓ ↓ ↓ ↓ ↓ ↓ ↓ ↓ ↓ ↓ ↓ ↓

D A E A D A D G D G A D
 L10 L10 L10 L5 L9 L8 L5a L5 L5 R1a L10 L10 L10 R1 R2 R6 R6 R6 R6 L10 R7 R6 L10 R6 L10 R1a L5 R6 L10 L10
 ↓ R1a R6 ↑ R1a R1a ↓ ↑ ↓ R1 ↑ ↑ L9 ↓ R1a R6 ↑ L10 L5 ↑ ↑ R7 ↓ ↑ R6 ↑ ↑ R6 ↑ ↓ L10 ↑ ↓ R6 ↓
 ↓ ↓ ↓ ↓ ↓ ↓ ↑ ↓ ↓ ↓ ↓ ↓ ↑ ↑ ↓ ↑ ↑ ↓ ↑ ↑

>>

Book: O'Neill's 1716

Source: O'Neill's 1716

Transcription: Transcription, arrangement, chords:Mike Long

The Kildare fancy

The Union hornpipe

The Dundee hornpipe

Hornpipe

(Ireland)

D G A D

L10 ↓ R1 ↑ L5 L7 L3 L7 L5 L7 L10 ↑ ↑ ↑ ↑ ↑ ↓ R1 ↑ L5 L5 L5 R6 L10 R1a ↑ R1 L7 ↑ ↑ L10 ↓ ↓ L9 L5 L9 R6 R6 L10 L10 ↓ ↓ ↓ ↓ ↓ ↓ R6 ↓ L10 R1a L5 R2 R1 ↑ L10 L9 ↑ ↑ L5 L7 L3 L7 L5 L7 L10 ↑ ↑ ↑ ↑ ↑ ↑ ↓ R1 ↑

G A D D

L5 L5 L5 R6 L10 R1a ↑ R1 L7 ↑ ↑ ↑ L10 ↓ ↓ L9 L5 L9 R6 R6 L10 L10 ↓ ↓ ↓ ↓ ↓ ↓ R6 ↓ L10 L5 R1a L10 ↑ R1a L9 ↓ ↓ ↓ ↓ L10 R6 L10 L10 L10 L7 ↑ L3 L10 L10 L10 L10 ↓ ↓ ↓ ↓ ↓ ↓ R1a R6 ↓ R1a ↓ ↑ ↓ ↓ ↓ ↓ ↓ ↓ ↓ ↓ ↓

A D (G) D A (G) A D

L10 L5 R6 L5 R2 L10 R1a L5 R2 ↑ L8 ↑ L5 ↓ R6 L10 L9 ↑ L10 ↑ R6 L10 L10 R1 L10 L7 ↑ L3 L10 L10 L10 L10 ↓ ↓ ↓ ↓ ↓ ↓ R1a R6 R1a ↑ L10 R6 ↑ L8 L5 ↓ R6 L5 L5 R2 L5 R1a L10 ↓ ↓ ↓ ↓ ↓ ↓ ↓ ↓ ↓ ↓

Book: O'Neill's 1559

Kerr's Second p39

Kerr's Third p36

Source: O'Neill's 1559

Transcription: Transcription, chords: Mike Long

Kitty's wedding

Smith's delight

Smith's reel

The hauling home

Hornpipe

(Ireland)

The musical score consists of three staves of music in 4/4 time, key of D major. Above the first staff are the chords: D G D G D D A D G D G D. Below the first staff are the fingerings: R6 L10 L10 R1 L10 L8 L7 R1 L5 L5 L3 L4 L2 L3 L3 L3 L7 L7 L5 L7 L7 L4 R6 L10 L10 R1 L10 L8 L7 R1 L5 L5 L3 L4. Below the second staff are the chords: G D D A D D G D A D (G). Below the second staff are the fingerings: L2 L3 L3 L3 L7 L5 L7 L5 L4 L5 L3 R6 R6 R7 R6 L10 R7 R7 L10 L8 L10 L10 L10 R1 L3 L7 R2 L7 L5 L10. Below the third staff are the fingerings: R6 R7 L10 L10 R6 R6 R7 R6 L10 R7 R7 R6 L10 L8 L10 L10 L10 R1 L10 L3 L7 L5 R2 L7 L5 R2 R6 L10 L9 R1a L10.

>>

Book: O'Neill's 1602

NE Fiddlers

Kerr's Second p27

Roche 2 n220

Source: O'Neill's 1602

Transcription: Transcription, slight rearrangement, chords:Mike Long

Lad O'Beirne's hornpipe

Hornpipe

Ed Reavy

Chords: G, Am, (C), D, C, D

Chords: G, C, G, D, 1 G D G, 2 G D G

Chords: G, D, G D C D, C, D

Chords: G, C, G, D, G D G

Chords: G, D, G D C G, C, D

Chords: G, C, G, D, G D G

>>

Book: The Collected Compositions of Ed Reavy

Source: ricker~3.abc

Transcription: Transcription:David James?, chords:Mike Long

>>

The Liverpool hornpipe

Hornpipe

(England, Ireland, Scotland)

Staff 1: D G A G D A D
 L5 L5 L7 L3 L7 L5 R2 R6 R7 R6 R6 R6 L10 L10 L9 L5 L5 R1 L5 R1 L7 L5 L7 L5 L4 L3 L4 L7 L5 L7 L4 L3 L7 L3 L7 L5 R2 R6 R7 R6
 ↑ ↓ ↑ ↑ ↑ ↑ ↑ ↑ ↓ ↓ ↓ ↓ ↓ ↓ ↓ ↓ ↓ ↓ ↓ ↓ ↓ ↓ ↓ ↓ ↑ ↑ ↑ ↑ ↑ ↑ ↑ ↑

Staff 2: G A D A D D A G D
 R6 R6 L10 L10 L9 L5 R2 R6 R7 R6 R7 R6 L10 L10 L10 L8 R1a L10 L10 R1a R1a R1 L5 L9 R1a L10 L9 L5
 ↓ ↑ ↑ L10 ↓ R1a ↑ ↑ ↑ ↑ ↓ ↓ ↓ R1a ↓

Staff 3: G D A D G A D A D
 L5 R1 R1 L7 L5 L5 L4 L3 L7 L7 L3 L7 L3 L5 R6 R6 R6 R6 L10 L10 L9 R2 R6 R6 R7 L10 L10 L10
 ↓ ↑ L5 ↑ ↑ L7 ↓ ↑ L4 L5 L4 ↑ ↑ L7 R2 R7 ↓ ↑ L10 ↓ R1a L5 ↑ ↑ R7 ↓ R6 R1a ↓ ↓ ↓ ↓ ↓ ↓ ↓ ↓ ↓ ↓

>>

Book: Kerr's First p42

O'Neill's 1565

Source: My arrangement from various sources

Transcription: Transcription, chords:Mike Long

Manchester hornpipe

Rickett's hornpipe

Hornpipe

(England, Ireland)

Chord progression: D A D A G A D

Chord progression: A D A D D G

Chord progression: D G A D A D A D

>>

Book: Kerr's First p43

Source: Kerr's First 43

Transcription: Transcription, chords:Mike Long

Mikey Callaghan's Mickey Callaghan's fancy

Hornpipe

(Ireland)

Chords: G (C) D G

Chords: (C) D G Em D G C G

Chords: C D G (C) D G

Fingerings: R1 L5, L5 L4 L3 L4 L5 L5 R1 L5, L5 L4 L3 L4 L5 L5 R1 L9, L10 R1 L10 L10 L5 R1, L5 L5 L5 L5 R1 L5, L5 L4 L3 L4 L5 L5 R1 L5, L5 L3 L5 R1, L4 L4 L5 L9, L10 R1 R1 R1 R1, L5 L5 L5, R1 L10, L10 L10 L10 R1, L10 L10 L10 L5, L9 L9 R1 L5, L4 L5 L5 L5 L5 L9 R1 L5, L5 L4 L3 L4 L5 L5 R1 L5, L5 L4 L3 L4 L5 L5 R1 L10, L10 R1 L10 L10 L5 R1, L5 L5 L5

>>

Book: Bulmer & Sharpley 1,73 (?)
 Source: Martin Hayes Concert- Santa Cruz 1999
 My arrangement from various sources
 Discography: Michael Tubridy: The Eagle's Whistle
 Transcription: Transcription, arrangement, chords:Mike Long

Murphy's hornpipe 2

Murphy's fancy

Hornpipe

(Ireland)

Chords: G C Am D G C D/A D G C

Chords: Am D G C D G G Am

Chords: C D G C Am D G C D G

Fingerings: L3 L7, L5 L5 L5 L4 L7 L4, L5 R1 L5 L7 L5 L7, L5 R1 R6 L10 L5, L7 L5 L7 L3 L4 L3, L5 L5 L5 L4 L7 L4, L5 R1 L5 L7 L5 L7, L5 L5 L5 L5, R1 L10 L10 R1 L10, L10 R6 L10 L9 L10 R6, L5 R1 L5 L7 L5 L7, L5 L5 L5, L5 R1 L5 L7 L5 L7, L5 R1 R6 L10 L5 L7, L5 L5 L5, R6 R6 L10 L9 L5, L7 L5 L7 L4 L3, L5 L5 L5 L4 L7 L4, L5 R1 L5 L7 L5 L7, L5 R1 R6 L10 L5 L7, L5 L5 L5

>>

Book: Music of Corktown

O'Neill's 1624

Source: O'Neill's 1624

Transcription: Transcription, chords: Mike Long

Napoleon crossing the Rhine

Bonaparte crossing the Rhine

Bonaparte's march

Hornpipe

(Ireland)

The musical score is presented in three systems, each with a treble clef, a key signature of one sharp (F#), and a 4/4 time signature. The melody is written on a single staff. Above the staff, chords are indicated: Am, C, G, Am, G, Am, C, G, Am, G, Am, G, Am, C, G, Am, G, Am. Below the staff, fingerings are indicated with letters L (left hand), R (right hand), and numbers 1-5, along with arrows pointing up or down to indicate finger direction. The score includes repeat signs and a double bar line at the end of the third system.

>>

Book: O'Neill's 1824

Roche 2 n231

Source: My arrangement from various sources

Transcription: Transcription, arrangement, chords: Mike Long

Ned Naughton's hornpipe

Hornpipe

(Ireland)

The musical score is written in treble clef, key of D major (two sharps), and 4/4 time. It consists of three staves of music. Above the notes are chord symbols: D, G, D, G, D, A, D on the first staff; A, G, D, G, D, A on the second staff; and G, D, A, D, G, D, A, G, D, A, D on the third staff. Below the notes are detailed fingering instructions using letters L (left hand) and R (right hand) with subscripts and arrows indicating finger direction.

Staff 1: Chords: D, G, D, G, D, A, D. Fingerings include triplets (3) and various L/R patterns.

Staff 2: Chords: A, G, D, G, D, A. Includes repeat signs and a key signature change to D major.

Staff 3: Chords: G, D, A, D, G, D, A, G, D, A, D. Ends with a double bar line.

>>

Book: O'Neill's 1744

Source: O'Neill's

Transcription: Transcription:Bob Safranek, chords:Mike Long

Nelson's victory

The circus

Hornpipe

(Ireland)

G D G C Am G D G

L3 L5 L7 L5 L5 R1 L9 L10 R6 L10 R6 L10 L5 L4 R1 R1 L5 L5 L7 L5 L5 L7 L5 L4 L3 L3 L6 L6 L1 L5 L7 L5 L5 R1 L9

D G C D G G Am

L10 R6 R7 R6 L10 L5 L4 R1 L10 R1 L5 L5 L7 L5 L5 L5 L5 R1 L10 L10 R1 L9 L10 L10 L9 R1 L9 L8 L5a R1

C D G D G Am G C D G

L9 R6 R6 L10 R1 L10 L5 L3 L3 L6 R1 L10 L10 R1 L10 L10 R6 R7 R6 L10 L5 L4 R1 L9 R1 L5 L7 L5 L5 L5

>>

Book: O'Neill's 1712

Source: O'Neill's 1712

Discography: Brendan Mulvihill: The Flax in Bloom

Transcription: Transcription:A. LEE WORMAN, chords:Mike Long

Off to California

Whiskey in the jar
Whiskey you're the devil

Hornpipe

(Ireland)

The musical score is written in treble clef with a key signature of one sharp (F#) and a 4/4 time signature. It consists of three staves of music. Above the notes, chords are indicated: G, D, G, C, G, Em, Am, C D, G, D, G, C, G, C, Am, D, G, Em, D, C, Em, G, Em, Am, C D, G, D, G, C, G, C, Am, D, G. The melody includes several triplet markings (3). Below the notes, detailed fingerings are provided using letters L (left hand) and R (right hand) with numbers 1-5 and arrows indicating up and down strokes.

>>

Book: O'Neills 1628

O'Neills 1639

Roche 217

Source: O'Neills 1628

Transcription: Nick Terhorst, chords: Mike Long

Old Faithful

Strathspey

Jerry Holland (Cape Breton)

D A G D G D A D A

R7 R6 R6 L10 R1a L9 R1a L10 L8 L5 L7 L4 L3 L5 L7 L5 R1 L5 L7 L10 L7 L7 L4 L4 R7 R6 R6 L10 R1a L9 R1a

G D G D A D D A G D G D

L10 L8 L5 L7 L4 L5 R1 R1 L5 L7 L5 L4 L7 L3 L3 R7 R6 L10 R1a R1a L10 L5 L7 L4 L5 L7 R1 L5 L7 L7

A D A G D G D A D

L7 L4 L4 R7 R6 R6 L10 R6 R6 L10 R1a L10 L8 R1 L7 L4 L3 L5 R1 L10 R1 L5 L7 L5 L4 L7 L3 L3

D A D A D

R6 R6 R7 R7 R7 R6 R6 L10 R6 R7 R6 L10 L9 L5 R2 R1a L10 R7 R6 R6 L10 L4 L4 R6 R6 R7 R7 R7 R6 R6 L10

A D G D A D D A D

R6 L10 R1a L10 L8 R1 L9 R1 L5 L5 R1 L5 L7 L5 L4 L7 L3 L3 R6 R6 R7 R7 R7 R6 R6 L10 R6 L10 R1a L10 L8 R1 L9

G D A D Em F#m G D A D

R1 L5 R1 L5 L7 L8 L7 L4 L5 L4 L3 L7 R2 L4 L5 L10 L7 L5 R6 R6 R7 R7 R6 L10 R1a R7 R6 R6 L10 R1a R7 R6 R6 L10

>>

Source: SF Scottish Fiddlers Handout
 Transcription: Transcription, chords: Mike Long

The peacock's feather

Hornpipe

(Ireland)

The musical score is presented in three systems, each with a treble clef staff and a 4/4 time signature. Chords are indicated above the staff, and fingering instructions (L/R for left/right hand, numbers 1-5) with arrows indicating finger direction are placed below the staff.

System 1: Chords: Dm C Dm Dm C Dm F C Dm C Dm. Fingering includes: L5, L4 L3 L4 L3, L3 L3, L4 L4 L5 L5 L4, L5 R2 L9 L9 L5, L4 L6 L3 L5, L4 L3 L4 L3 L3 L3.

System 2: Chords: Dm C Am Dm F G Dm C. Fingering includes: L4 L4 L4 L5 L5 L4 L5, L5 R2 L10 L10 L5 L5, L4 L3 L3, L5 R1, L9 L5 R2 L10 L8 L10, L10 L9 L5 L4 L5 L5 R1.

System 3: Chords: F Dm F C Dm C Dm Dm C Am Dm. Fingering includes: L9 L5, L10 L9 L5, L4 L6 L3 L5, L4 L3 L4 L3 L3 L3, L4 L4 L5 L5 L4, L5 R2 L9 L9 L5, L4 L3 L3.

>>

Book: Ceol Rince 3 n218

Source: My arrangement from various sources

Discography: Frankie Gavin & Alec Finn

Joe Holmes & Len Graham: Chaste Muses, Bards & Sages

Transcription: Transcription, arrangement, chords: Mike Long

The plains of Boyle

Hornpipe

(Ireland)

D A D G D D A C D A

L7 L5 L5 L7 L3 L4 L7 L4 L3 L7 L5 L5 R1 L5 L7 L3 L10 R6 L10 R6 L10 R1a R2 L9 L5 R1 L9 L5 L5 R1 L5 L3 L4 L7 L4 L3

D G D D C D D G D A

L7 L5 L5 R1 L5 L7 L3 L10 R6 L10 L9 L5 R1 L5 L5 L7 L5 L3 L3 R6 R6 R7 R6 L10 R6 R6 L10 L10 L10 R1 L5 L7 L5

D G D A D G D A D

L5 L5 R1 L5 L3 L7 L5 L5 L5 R1 L5 R6 R7 R6 R6 R7 R6 L10 L10 R1 L7 L5 L5 L5 L7 L5 R1 L5 L7 L5 L3 L3

>>

Source: My arrangement from various sources

Transcription: Transcription, arrangement, chords: Mike Long

The pleasures of Hope

Hornpipe

(Ireland)

The musical score is written in treble clef, key of D major (two sharps), and 4/4 time. It consists of three staves of music. Above the notes, chords are indicated: D, G, D, A, G, A, D on the first staff; A, G, D, A, D, D, G, D, A on the second staff; and D, A, G, D, A, G, D, A, D on the third staff. Fingerings are indicated by numbers 1-5 and letters L (left hand) and R (right hand). Trills are marked with 'L9' and 'R1a'. Trills are marked with '3'. The piece ends with a double bar line and repeat dots. A double arrow '>>' is located to the right of the third staff.

Chords: D G D A G A D

Fingerings: L5 R1a L10 L7 R1 L5 L5 L7 L4 L7 R2 L9 L4 L10 R6 R6 R6 R6 L10 L5 L5 L7 L7 L5 L10 L8 L3

Chords: A G D A D D G D A

Fingerings: L4 L10 R6 R6 R6 R1a R2 R6 R6 R7 L10 L10 L10 L10 L10 L10 L8 R1a L10 R7 R7 R6 R1a L10 R7 R6 R1a

Chords: D A G D A G D A D

Fingerings: R2 R6 R6 R6 L10 L10 R1 R1 R1 L8 L7 L5 L10 L8 L3 L4 L10 R6 R6 R6 R1a R2 R6 R6 R7 L10 L10 L10

Book: O'Neill's 1637

Source: O'Neill's

Transcription: Nick Terhorst, chords: Mike Long

The poor old woman 1

Hornpipe

(Ireland)

The musical score is presented in three systems, each with a treble clef and a key signature of one sharp (F#). The time signature is 4/4. The melody is written on a single staff, and the chords are indicated above the staff. Fingerings are indicated by numbers 1-5 and letters L (left hand) and R (right hand) with arrows showing the direction of the finger movement.

System 1: Chords: Am, G, Am, Em, Am. Fingerings: L10, L9, R1, L9, L5, L9, R1, L5; L5, L4, L5, L5, L5, R1, L10; L10, L10, R1, L5, R1, L9, L10; L10, L8, L5, R3, L10; L9, R1, L9, L5, L9, R1, L5.

System 2: Chords: G, Em, G, Am, G, Am. Fingerings: L5, L4, L5, L5, L5, R1, L10; L10, R6, R6, R7, R6, L10, R1; L5, L5, L5, L5; R2, R6; R6, R6, R7, R6, L10, R1; L5, L5, L5, L5, R2, R6.

System 3: Chords: G, Em, Am, G, Em, G, Am. Fingerings: R6, R6, R6, L10; R1, L9, R1, R1; L5, L4, R1, L9, L5; L5, L4, L5, L5, L10; L10, R6, R7, R6, L10, R1; L5, L5, L5.

>>

Book: Kerr's First p35

Roche 2 n228, n229

Source: Kerr's First p35

Transcription: Transcription, chords:Mike Long

The poor old woman 2

Hornpipe
APB The Chieftains

(Ireland)

The musical score is written in treble clef, 4/4 time, with a key signature of one sharp (F#). It consists of four staves of music. Each staff contains a melodic line with various ornaments (accents, slurs, and triplets) and a corresponding set of fingerings (R1-L10) and directions (up/down arrows). Chords are indicated above the staff lines.

Staff 1: Chords: G, Am, D, G, C, G. Fingerings: R1 L10 R6 R6 L10, R1 L5 L5 L5, L9 L10 R7 R6 R1, L9 L5 L5 R1, L10 R6 R6 L9, L5 L3 L3 R1 L8.

Staff 2: Chords: Am, D, G, G, Am, C, D. Fingerings: L9 L10 R6 R6 L10 L9, R1 L5, R2, R1 L10 L5 L9 R6, R1 L9 L5 L10, L9 L10 L10 L10 L10, L9 L5 L5 L5 L3.

Staff 3: Chords: G, Am, D, G, G, G. Fingerings: R1 L10 L10 L9 R6, R1 L10 L5 R1 L8, L9 L10 R6 R6 L10 L9, R1 L5, R6, R7 R7 R7 R6 L10, R1 L5 R6 R7.

Staff 4: Chords: Am, D, G, C, G, Am, D, 1 G, 2 G. Fingerings: R8 R7 R7 R7 L10, L9 L5 R6, R7 R7 R7 R6 L9, L5 L3 L3 R1 L8, L9 L10 R6 R6 L10 L9, R1 L5 R6, L9 L5.

>>

Source: Chieftains 8

Discography: Padhraic MacMathuna: Blas na Meala (?)

Chieftains 8

Transcription: Transcription, chords: Mike Long

The reconciliation

The olive branch

Hornpipe

(Ireland)

Chords: A D A E A

Fingerings and ornaments: L5 R1a R2 L5 R6 L5, R2 L5 R6 L5 R2 R1a R1a, L5 R1a R2 L5 R6 L5, R2 R1a R1a L7 L4 L7, L5 R1a R2 L5 R6 L5, D: R2 L5 L5 R1a R1a, L5 R1 L7 R1a R6, L10 L9 L5, L5 R1a R7 R7, L10 L10 R1a L9, L5 R1a R7 R7, E: R6 R7 R7 R7 R3a L10, R7 R3a L10 R7 L10, L10 R1a R1 L5 L7 L5a, L8 R1 L5 L7 L4 R1a R6, L10 L9 R1a L5, R7 R3a L10 R7 L10, L10 R1a R1 L5 L7 L5a, L8 R1 L5 L7 L4 R1a R6, L10 L9 R1a L5

>>

Book: O'Neill's 1670

Source: O'Neill's 1670

Discography: -Natalie MacMaster ?

Transcription: Transcription:??, chords:Mike Long

Red Lion

Hornpipe

The musical score for 'Red Lion' Hornpipe is presented in three systems. Each system consists of a treble clef staff with a key signature of one flat (Bb) and a 4/4 time signature. The music is written in a single melodic line. Chords are indicated above the staff, and fingerings are indicated by numbers 1-5 and letters L (left hand) and R (right hand) with arrows indicating direction.

System 1: Chords: Bb, Eb, Cm, F, Bb. Fingerings: L4 ↑, L5a ↑, R2 L5a ↑, L10 ↑, R3 ↓, R3a ↓, R2 L5a ↑, L9 ↑, L5a ↑, L5 L4 ↓, L5 L3a ↓, L3a ↓, L3 ↓, L3a ↓, L10 ↓, R1a ↑, R2 L5a ↑, L8 L5 L4 ↓, L5a ↑, R2 L5a ↑, L10 ↑, R3 ↓, R3a ↓.

System 2: Chords: Eb, Cm, F, Bb, Bb. Fingerings: R2 L5a ↑, L9 L5a ↑, L5 L4 ↓, L5 L3a ↓, L3a ↓, L3 ↓, L3a ↓, L10 ↓, R1a ↑, L5 L9 ↑, L5a ↑, L4 L3a ↑, L3 L2a ↑, L3 L5a ↑, R2 L5a ↑, R3 R3a ↑, R2 L5a ↑, L5 L4 ↓.

System 3: Chords: Gm, C, F, Bb, Eb, Cm, F, Eb, Cm, F, Bb. Fingerings: L8 ↓, L5a ↑, L9 ↑, R2 ↑, R7 ↓, R3a ↑, L10 ↑, R3 ↑, R6 ↓, R3a ↑, R2 ↓, R3 R1a L8 ↑, L5a ↑, L8 ↓, L9 ↑, L5a ↑, L5 ↓, L5 L3a ↓, L3a ↓, L3 ↓, L3a ↓, L10 ↓, R1a ↑, L5 ↑, L5a ↑.

>>

Book: Fiddler's Fakebook
 New England Fiddler's Repertoire
 Source: New England Fiddler's Repertoire
 Transcription: Transcription, chords: Mike Long

The redhaired boy

The jolly beggar man

Hornpipe

(Ireland, Scotland)

Chords: A A D A G A

Chords: A D A G A G G D

Chords: A G A A D A G A

>>

Book: O'Neill's 1748

Source: O'Neill's

Transcription: Bob Safranek, chords: Mike Long

The rights of man

Hornpipe

James Hill (England)
Northumberland

The musical score is presented in three staves, each with a treble clef and a key signature of one sharp (F#). The time signature is 4/4. The first staff begins with a treble clef, a key signature of one sharp, and a 4/4 time signature. The music consists of eighth and sixteenth notes, with triplets marked '3'. Chords are indicated above the staff: Em, G, Am, and Em. Fingerings are indicated below the staff with letters L (left hand) and R (right hand) and numbers 1-5. The second staff continues the melody with chords G, Bm/D, Em, and Em. The third staff concludes the piece with chords D, (Am), Em, D, G, D, G, Bm/D, and Em. The score ends with a double bar line and repeat dots. A double arrow symbol '>>' is located to the right of the third staff.

Book: KCC p27 (Kerr's Caledonian Companion)

Kerr's Fourth

Joyce, P. W.; "Old Irish Folk Music and Songs"

Source: My arrangement from various sources

Transcription: Transcription, arrangement, chords:Mike Long

The sailor's hornpipe

Hornpipe

(Ireland)

Chords: D A D G A D A D A D D G A D A D

Fingerings and techniques (L/R for left/right hand, a for artificial harmonics, 3 for triplet):

Staff 1: L5 R1a (triplet), L10 L10 L7 L5 R2 R6, L10 R1a L5 R6 R6, R7 R6 R7 R6 R7 R7 R6 R6, L10 R1a L5 R6 L10, L10 L10 L7 L5 R2 R6

Staff 2: L10 R1a L5 R6 R6, R7 R6 L10 R7 R6 L10, L10 L10 L10, L10 R6 (triplet), R7 R6 R7 R6 L10 R6 R7, R7 R6 R7 R6 L10 R6 R6

Staff 3: R7 R6 R7 R6 R7 R7 R6 R6, L10 R1a L5 R6 L10, L10 L10 L7 L5 R2 R6, L10 R1a L5 R6 R6, R7 R6 L10 R7 R6 L10, L10 L10 L10

>>

Book: O'Neill's 1578

Source: O'Neill's

Transcription: Transcription, corrections, chords: Mike Long

Sean Ryan's

Hornpipe

(Ireland)

The musical score is written in treble clef, key of D major (two sharps), and 4/4 time. It consists of three staves of music. Above each staff are chord symbols: D, G, D, G, D, G, A, D, G; D, G, A, D, A, D, D, A, G, D; G, D, A, G, D, A, G, D, G, D, A, D. Below the notes are detailed fingering instructions using letters L (left hand) and R (right hand) with numbers 1-5 and 'a' for accidentals, and arrows indicating up and down strokes. Trills and triplets are marked with '3' and a wavy line. The piece concludes with a double bar line and repeat dots.

>>

Book: Music from Ireland Vol. 3

Source: Music from Ireland Vol. 3

Transcription: Transcription, chords: Mike Long

The soldier's joy

Hornpipe

(Ireland)

The musical score is written in treble clef, key of D major (one sharp), and 4/4 time. It consists of three staves of music. Above the notes, chords are indicated: D, A, and D in the first staff; D, A, D, D, A, D in the second staff; and G, A, D, A, D, A, D in the third staff. Below the notes, fingerings are indicated with numbers 1-5 and letters L (left hand), R (right hand), and R1a (right hand first alternative). Arrows indicate the direction of finger movement (up or down). The score includes repeat signs and a final double bar line.

>>

Book: O'Neill's 1642

Kerr's First

Source: My arrangement from various sources

Transcription: Transcription, arrangement, chords: Mike Long

The stack of wheat

The little stack of wheat

Hornpipe

Chords: G, C, G, G, C, G, C, G, C, D, G, Em, C, G, G, C, G, C, D, G

Fingering: R1 L5, L5 L4 L3 L4 L5 L5 R1 L5, L5 R1 L5 L5 R1 L10 R6, R6 L10 R1 L5 L5 R1 L5, R2 R1 L5 L5 L4 R1 L5, L5 L4 L3 L4 L5 L5 R1 L5, L5 R1 L5 L5 R1 L10 R6, R6 L10 R1 L5 L5 R1 L5, L5 L5 L4 L7 L5, R1 L10, L10 L10 L10 L10 L10, L10 R1 L10 L10 R6, L5 R1 L5 L5, R2 R1 L5 L4 R1, L5 L4 L4 L5 L5, L5 R1 L5 R1 L10, R6 L10 R1 L5 L5, L5 L5 L4 L7 L5, L10 L5 R1, L5 L5 L4 L7 L5

>>

Book: Irish Fiddle Music
 Source: walshs~1.abc
 Transcription: Transcription:??, chords:Mike Long

The Staten Island hornpipe

Hornpipe

(Scotland
England)

The musical score is written in treble clef with a key signature of one sharp (F#) and a 4/4 time signature. It consists of three staves of music. Above the notes, chords are indicated: D, (A), D, G, D, A, D, (A) on the first staff; D, G/D, A, D, D, A/G, D, A on the second staff; and C, C, D, A/G, D, A, D/G, A, D on the third staff. Below the notes, fingerings are indicated with numbers 1-5 for the left hand and R1-R7 for the right hand, with arrows showing the direction of the stroke (up or down).

>>

Book: Aird's Airs and Melodies vol 2

NE Fiddler's

Kerr's First p21 is almost identical

Source: Nottingham Music Database

Transcription: Transcription:??, chords:Mike Long

The Steamboat

Hornpipe

The musical score for 'The Steamboat' Hornpipe is presented in three staves. Each staff contains a line of music in treble clef with a key signature of one sharp (F#) and a 4/4 time signature. Above the notes, chords are indicated: G, C, D, G, C, D, G, G, D, G, D, C, D, G. Below the notes, fingerings are indicated with letters L (left hand) and R (right hand) and numbers 1-7, along with arrows pointing up or down to show the direction of the finger movement.

Staff 1: G C D G
 Staff 2: C D G G D G
 Staff 3: D G D C D G

>>

Book: Kerr's First p26

Skye collection p174

Source: Kerr's First p26

Transcription: Transcription, chords:Mike Long

Tommy's Tarbuckus

Sparky

Hornpipe

Alisdair Fraser

Chords: Gm, F, Gm, F, Gm, F, Gm, F, Gm, Eb, F, Gm, Eb, F, Gm, Eb, F, Gm, Eb, F, D, Gm, Bb, F, D, Gm, Gm

Source: Mike Long

Discography: From Sharon Shannon's "Out the Gap"

Transcription: Transcription, chords: Mike Long

The Tullamore piper

Levantine's barrel

Hornpipe

(Ireland)

The musical score is presented in three systems, each with a treble clef, a key signature of one sharp (F#), and a 4/4 time signature. The melody is written on a single staff. Above the staff, chords are indicated by letters: G, D, G, D, G, D, G, D, G, C, G, D, G. Below the staff, fingerings are indicated by letters (R1, L5, L7, R2, L10, R1a, L8, L9, R6) and arrows (↑ for upstroke, ↓ for downstroke). The score includes repeat signs and a final double bar line.

>>

Book: O'Neill's 1773

New England Fiddler's Repertoire

Source: My arrangement from various sources

Transcription: Transcription, arrangement, chords: Mike Long

Wandering Willy

Hornpipe

(Ireland)

The musical score for 'Wandering Willy' is presented in three staves. Each staff contains a melodic line in treble clef with a key signature of one sharp (F#) and a 4/4 time signature. Chords are indicated above the notes, and fingerings are indicated by letters (L for left hand, R for right hand) and numbers (1-5) with arrows showing the direction of the stroke.

Staff 1: Chords: G, Am, C, G, D, G. Fingerings: L10 ↓, L9 ↑; R1 ↑, L5 ↓, L3 ↑, L5 ↓, R1 ↑, L9 ↑, R1 ↑; L8 ↑, L5a ↓, R1 ↑, L9 ↑, R1 ↑, L5 ↑; R1 ↑, R3 ↓, L10 ↓, L9 ↓, R6 ↓, L10 ↓, R1 ↑; L9 ↑, L5 ↓, L5 ↓, R2 ↓, L9 ↑; R1 ↑, L5 ↓, L3 ↑, L5 ↓, R1 ↑, L9 ↓, R1 ↑.

Staff 2: Chords: Am, D, C, D, G, G, Am. Fingerings: L8 ↑, L5a ↓, R1 ↑, L9 ↑, L10 ↓; L10 ↑, R6 ↓, R6 ↓, L10 ↓; L9 ↓, R6 ↓, L5 ↓, L9 ↑; R1 ↑, L5 ↓, L5 ↓; R1 ↑, L9 ↑, L10 ↓, R6 ↓, R6 ↓, L10 ↓, R1 ↓, L10 ↓; L10 ↑, R7 ↓, R3a ↓, L10 ↓, R6 ↓, R7 ↓, L10 ↑.

Staff 3: Chords: G, D, G, Am, C, D, G. Fingerings: R7 ↓, R7 ↓, R6 ↓, R6 ↓, L10 ↓, R1 ↑; L9 ↑, L5 ↓, L5 ↓, R1 ↑, L9 ↑; L10 ↓, R6 ↓, R6 ↓, L10 ↓, R1 ↓, L10 ↓; L10 ↑, R7 ↓, R3a ↓, L10 ↓, L10 ↓; L10 ↑, L10 ↓, R6 ↓, R6 ↓; L9 ↓, R6 ↓, L5 ↓, L9 ↑; R1 ↑, L5 ↓, L5 ↓.

>>

Book: O'Neill's 1743

Source: O'Neill's

Transcription: "Transcribed by Bob Safranek, rjs@bell-labs.com"

Transcription: Bob Safranek, chords: Mike Long

Washington

Hornpipe

(Ireland)

The musical score for 'Washington' Hornpipe is presented in three staves. Each staff contains a melodic line in treble clef with a key signature of two flats (Bb and Eb) and a 4/4 time signature. Chords are indicated above the notes, and fingerings are indicated by letters (L, R) and numbers (1-5) with arrows showing the direction of the finger movement.

Staff 1: Chords: Bb, Eb, Bb, Bb, F, Eb, Bb, Eb, Bb. Fingerings include L5a, L10, R3, L8, R6, L5a, L5a, R3a, L8, L8, L5a, L5a, L5a, L5a, L8, L9, L5a, L5, L5a, L10, R3, L8, R6, L5a, L5a, R3a, L8.

Staff 2: Chords: Bb, F, Bb, Bb, Eb, Eb, Bb, Bb, Eb. Fingerings include L8, L5a, L5a, L5a, L5a, L8, R1a, L8, L5a, R3, L5a, L5a, R6, L5a, L5a, R6, R3, R7, R3a, R6, R3a, R6, R1a, L9, L5a.

Staff 3: Chords: Eb, F, Bb, Eb, Bb, Bb, F, Bb. Fingerings include L9, R1a, L8, L5a, L5, L4, L5a, L10, R3, L5a, L5a, R6, L5a, L5a, R3a, L8, L5a, L8, L5a, L5a, L5a, L5a, L8, R1a, L8, L5a.

>>

Book: Kerr's First p46

Source: Kerr's First p46

Transcription: Transcription, chords:Mike Long

Where did you find her?

Hornpipe

(Ireland)

The musical score is written in treble clef with a key signature of two sharps (F# and C#) and a 4/4 time signature. It consists of three staves of music. Above the first staff are chords D, G, A, and D. Above the second staff are chords G, A, D, A, D, D, and G. Above the third staff are chords A, D, G, A, D, A, D. The score includes numerous fingerings indicated by numbers 1-5 and letters R (Right hand) and L (Left hand), along with arrows showing the direction of finger movement. There are also triplets marked with a '3' and repeat signs with first and second endings. A double arrow '>>' is located to the right of the third staff.

Book: O'Neill's 1758

Source: O'Neill's

Transcription: Transcription, rearrangement, chords: Mike Long

The Wicklow hornpipe

Delahunty's hornpipe

Hornpipe

(Ireland)

D D C D Am G
 L7 L5 L5 R1 L7 L3 L4 L7 L5 L5 L5 L7 L3 L9 L5 R1 L9 L10 L10 R6 L10 L9 L5 L5 L7 L3 L5 L5 L7 L5 L3 L5
 ↑ ↓ ↑ ↑ L5 ↑ ↑ ↓ ↓ ↑ ↓ ↑ ↓ ↑ ↑ ↑ ↑ ↓ ↑ ↑ ↓ ↓ ↓ ↓ ↓ ↓ L5 ↓

D D C D Am D D C G
 L5 R1 L7 L4 L5 L5 L5 L3 L9 L5 L9 L10 R6 L9 L5 L5 L7 L3 L3 R6 R6 L9 L5 L7 L3 R6 R7
 ↑ ↑ L5 L3 L7 ↑ ↓ L7 ↑ ↑ R1 ↓ L10 L10 ↑ ↑ ↑ L5 ↑ ↑ ↑ ↓ ↑ ↑ ↓ ↓ ↓ ↓ ↓ ↓ ↓ ↓ ↓ ↓

D Am D D Am D C D Am D
 L10 L10 R6 L10 L9 L5 R2 L9 R2 L10 L10 L5 R1 L5 R2 L9 R1 L9 L5 L9 L10 R6 L9 L5 L5 L7 L3 L3
 ↓ ↑ ↑ ↓ L10 ↑ ↑ L10 L5 L10 ↑ R6 L9 ↑ ↑ L9 ↑ ↑ L5 ↑ ↑ R1 ↓ L10 L10 ↑ ↑ ↑ L5 ↑ ↑ ↑

Book: O'Neill's 1579

Source: O'Neill's 1579

Transcription: Transcription, chords: Mike Long

>>

The woods of Kilkenny

Hornpipe

(Ireland)

The musical score consists of three staves of music in G major (one sharp) and 4/4 time. The first staff contains the first line of music with chords D, A, D, G, A, A, G, D. The second staff contains the second line of music with chords A, G, D, G, A, D, D, D, G, A, G. The third staff contains the third line of music with chords A, G, G, D, A, G, D, G, A, D. Fingerings are indicated by numbers 1-5 and letters R (right hand) and L (left hand) with arrows showing the direction of the finger stroke.

>>

Book: O'Neill's 1693

Source: O'Neill's

Transcription: Transcription:???, chords:Mike Long

Ballydesmond polka 1

The Jib polka

Maurice Manley's

Polka

(Ireland)

♩ = 140

Am G Am G 1 G 2 Am

L4 L5 R1 L9 L10 L5 L5 L5 L5 L4 L4 L5 R1 L9 L10 R6 L10 R1 R1 L5 R1 L5 R1 L5

↓ ↑ L5 ↑ ↑ L10 R6 ↓ ↓ ↑ ↓ L4 L3 ↓ ↑ L5 ↑ ↑ L10 R6 ↓ ↑ L10 ↑ ↑ L5 L5 ↑ ↑ L5

Am G Am G 1 Am 2 G

R7 R6 R7 R7 L10 R6 R6 R7 R6 L10 L10 R7 R7 R7 L10 R6 L10 R1 R1 L5 R1 L5 R1 L5 R1 L5

↑ ↓ R7 ↑ R6 R6 ↓ ↑ R6 ↓ L10 L10 ↑ ↑ R7 ↓ ↑ R6 R6 ↓ ↑ L10 ↑ ↑ L5 ↑ ↑ L5 L5 ↑ ↑ L5

Book: Ceol Rince 2 n117

Source: My arrangement from various sources

Transcription: Transcription, arrangement, chords: Mike Long

>>

Ballydesmond polka 2

Tom Billy's

Polka

(Ireland)

♩ = 140

The image shows a musical score for a polka in 2/4 time, key of D major. It consists of two staves of music. The first staff begins with a treble clef, a key signature of one sharp (F#), and a 2/4 time signature. The tempo is marked as ♩ = 140. The music is written in a single melodic line. Above the staff, chords are indicated: Am G, Am G, G, Am, G, F G, and then a first ending (1) Am and a second ending (2) Am. Below the staff, fingerings are indicated with letters L5, L9, R1, L5, L5, L5, R1, L10, L10, R6, L10, L10, R7, L10, L10, L5, R1, L9, L10, L10, R1, L5, L5, L5, L5, and L5, L5. The second staff follows the same format, with chords Am, G, Am, G, Am, G, F G, and first/second endings (1) Am and (2) Am. Fingerings below include L10, R7, R6, L10, R6, L10, L10, R7, R7, R6, L10, L10, R7, L10, L10, L5, R1, L9, L10, L10, R1, L5, L5, L5, L5, and L5, L5.

Source: My vsn. like Tempest pt. A, anyway

Transcription: Transcription, arrangement, chords: Mike Long

>>

Ballydesmond polka 3

Donncha Lynch's

Polka

(Ireland)

♩ = 140

The musical score is presented in three staves, each with a treble clef and a key signature of one sharp (F#). The time signature is 2/4. The tempo is marked as ♩ = 140. The first staff contains the first line of music with chords D, C, D, Am, D, C, Am, C, D. The second staff contains the second line with chords D, Am, C, Am, C, Am, D, Am. The third staff contains the third line with chords C, Am, C, Am, C, G, C, G, Am, C, D. Fingerings are indicated by numbers 1-5 for the right hand and L1-L10 for the left hand, with arrows showing the direction of movement.

>>

Source: All three of the Ballydesmond polkas are from playing of Denis Murphy and Julia Clifford. They are usually played as a set.

My arrangement from various sources

Transcription: Transcription, arrangement, chords: Mike Long

Ballyvourney polka 1

Polka

(Ireland)

♩ = 140

The image shows a musical score for 'Ballyvourney polka 1' in G major, 2/4 time, with a tempo of 140. The score consists of two staves of music. The first staff contains the first line of the melody, and the second staff contains the second line. Above the notes are chord symbols: D, D (C), G, D, C, D, G on the first staff; and D, C, D, G, D, C, (D), D, G on the second staff. Below the notes are detailed fingerings for both hands, using letters L (left) and R (right) and numbers 1-10, with arrows indicating the direction of the finger stroke (up or down).

Source: tunesf~1.abc

Transcription: Transcription:??, chords:Mike Long

>>

Ballyvourney polka 2

Polka

(Ireland)

♩ = 140

The musical score consists of two staves of music in 2/4 time, key of D major. The tempo is marked as ♩ = 140. The first staff contains the first line of music, with chords A, D, A, D, A, D, G, and a first/second ending for A. The second staff contains the second line of music, with chords D, G, D/A, D, G, and a first/second ending for A. Fingerings are indicated by numbers 1-5 for left hand and 1-5 for right hand, with arrows showing the direction of the stroke.

Staff 1: A D A D A D G | 1 A | 2 A

Staff 2: D G D/A D G | 1 A | 2 A

Source: Henrik Norbeck

Transcription: Transcription:Henrik Norbeck(?), chords:Mike Long

>>

Bill Sullivan's

Polka

(Ireland)

♩ = 140

Chords: A (D) A (D) A (D) A E A (D) A (D) A E A

Fingering: R7 R7 R6 L10 R7 R6 L10 R7 R6 L10 L9 L5 R7 R7 R6 L10 R7 R6 R1a L9 R1a L9 L5 L5

Chords: A D A E A D A E A

Fingering: R1a L10 L10 R6 L10 R1a L10 L9 R1a R1 L5 R1a L10 L10 R6 L10 R1a R1 L9 L9 L5 L5

Book: Irish Traditional Music Session Tunes 1

Source: My arrangement from various sources

Transcription: Transcription, arrangement, chords: Mike Long

>>

Billy's a bonny lad

Polka

(England)
Lancashire

♩ = 140

D A D G D A D A D

R6 L10 R6 L10 R1a L10 R6 R6 L10 R6 L10 R6 L10 R6 L10 R1a L10 R6 R6 R7 L10 R1a L10 L10

D D A D D D A D

L8 R1 L5 L7 L3 L3 L7 L5 R1 L5 R1a L10 R1a L9 L5 R1 L5 L5 L7 L3 L3 R6 R6 R7 L10 R1a L10 L10

Book: Winder

Source: Richard Robinson

Transcription: Transcription:Richard Robinson(?), Chords:Mike Long

>>

Bruise Hill

The Five Servants

The Ballybunnion Polka

Polka

♩ = 140

Chords: D G D A D G D G A D

Fingerings for first staff:
 L3 ↑ L4 ↓ L7 L4 L5 ↑ L5 L7 R1 ↓ L5 ↑ L5 L9 L10 ↑ L10 R6 L10 ↓ L8 ↑ L9 R1a R1 ↓ L10 ↑ L5 R1 L5 L5 ↑ L5 L7 ↑ L5 L4 L7 L4 ↓ L3 L3 ↑

Chords: D A A G D D (A) G A D

Fingerings for second staff:
 L10 ↓ L10 ↑ R6 L10 L10 ↑ R6 R6 R7 ↑ L10 R6 L10 ↑ L10 L10 R1 L10 ↑ L8 L5 L5 ↑ L5 R1 L5 L7 L5 ↑ L5 L4 L7 L4 ↓ L3 L3 ↑

>>

Source: A rough attempt at the chieftains

Discography: Chieftains 8, trk6 #1

Transcription: Transcription, arrangement, chords:Mike Long

Cathy's favourite

Pat Hogan's

Kerry polka

Polka

♩ = 140

Chords: G, Am, C, D, G, C, D, G, Am, G, Am, C, G/D, Am

Fingerings: L5 L5 L10 R6 R6 L10 L10 L10 L8 L5 R1 L9 L10 R1 L5 L5 L5 L10 R6 R6 L10 L10 L10 R7 L10 R6 R6 R6 R7 L10 L10 R7 L10 R6 R6 L10 L10 R1 L5 L5

>>

Book: Music from Ireland Vol. 3

Source: Music from Ireland Vol. 3

Transcription: Transcription, chords: Mike Long

Clare polka 1

Polka

(Ireland)

♩ = 140

The musical score for 'Clare polka 1' is written in G major and 2/4 time. It consists of two staves of music. The first staff contains the first 12 measures, and the second staff contains the remaining 6 measures. Chords are indicated above the notes, and fingerings are indicated below the notes with letters L (left hand) and R (right hand) and numbers 1-5. The first staff has a repeat sign at the beginning and a double bar line at the end. The second staff also has a repeat sign at the beginning and a double bar line at the end. The tempo is marked as ♩ = 140.

Chords: G, C, D, G, D, G, C, D, G, D, G, C, D, G.

Fingerings (Staff 1): L3 ↑, L5 L5 ↓, L9 ↑, R1 ↑, L10 ↓, L10 ↓, L9 L10 ↑, L9 L10 ↓, R1 ↑, L5 ↑, L5 L5 ↓, L3 ↓, L5 L5 ↓, L9 ↑, L10 ↓, L10 ↓, L9 L10 ↑, L9 L10 ↓, R1 ↑, L5 ↑, L5 L5 ↓, L3 ↓, L5 L5 ↓, L3 ↓, L5 L5 ↓.

Fingerings (Staff 2): R6 ↓, L10 ↓, L10 ↓, L10 ↓, R6 ↓, L10 ↓, L10 ↓, L10 ↓, R1 ↑, L5 ↓, R6 ↓, L10 ↓, R1 ↑, L5 ↓, R2 ↓, L10 ↓, R6 ↓, L10 ↓, L10 ↓, L10 ↓, R6 ↓, L10 ↓, R1 ↓, L5 ↓, R2 ↓, R6 ↓, R6 ↓, R7 ↓, R6 ↓, R6 ↓.

Transcription: Transcription: Han Speek(?), arrangement:Conor Keane, chords:Mike Long

>>

Clare polka 2

Polka

(Ireland)

♩ = 140

Am C G Am C G Am

L5 L5 L4 R1 L10 L10 L10 L9 L5 R1 L5 L5 L5 L4 L5 L5 L5 L4 R1 L10 L10 L10 L9 L5 R1 L5 L5 L8

↑ ↓ ↓ ↓ ↓ ↑ ↓ ↑ ↑ ↑ ↓ ↑ ↓ ↓ ↓ ↓ ↑ ↓ ↑ ↑ ↑ ↓ ↑ ↑

Am C G Am C G Am

L10 R7 L10 L10 L10 L10 L10 L9 L10 R6 R6 R6 R7 R6 L10 R7 L10 L10 L10 L10 L10 L9 L5 R1 L5 L5 L5

↑ ↑ ↑ ↓ ↑ R7 ↑ ↓ ↑ ↓ L10 ↓ ↑ R6 ↓ ↑ ↑ ↑ ↓ ↑ R7 ↑ ↓ ↑ ↑ ↑ ↓ ↑ ↑

Source: Conor Keane

Transcription: Han Speek(?), arrangement: Conor Keane, chords: Mike Long

>>

Dark girl

Polka

(Ireland)

♩ = 140

D G D G D A D G D
 L3 L4 L7 L5 L5 R2 R1 L10 L8 L7 L5 R1 L4 L5 L7 L4 L3 L7 L5 L5 R2 L9 R1a R1 L5 R1 L5 L7
 ↓ ↑ ↑ ↑ ↑ ↑ ↓ ↑ ↓ ↓ ↓ ↓ ↑ ↑ ↑ ↑ ↓ ↓ L10 ↑ ↑ ↑ ↑ ↓ ↑

G A D D D A G D
 L5 R1 L5 R1 L5 L5 L7 L3 L3 L4 L7 L5 L5 R1 L10 L10 R6 L10 R6 L10 L10 L10 R1 L10 R1 L5 L3 L7 L5
 ↓ ↑ ↑ ↑ ↑ ↓ ↑ ↑ ↑ ↓ ↑ ↑ ↑ ↓ ↑ ↓ ↓ ↓ ↓ ↓ ↑ ↓ ↑ ↑ ↑ ↑ ↑ ↑

A D D A G A D
 R1 L4 L5 L7 L4 L3 L7 L5 L5 R1 L10 L10 R6 L10 R6 L10 L10 L10 R1 L10 R1 L5 R1 L5 L5 L7 L3 L3 L4
 ↑ ↓ ↓ ↑ ↓ ↑ ↑ ↑ ↑ ↓ ↑ ↑ ↑ ↓ ↑ ↓ ↑ ↓ ↑ ↑ ↑ ↑ ↓ ↑ ↑ ↑ ↑ ↓

>>

Book: Music from Ireland Vol. 3

Source: My arrangement from various sources

Discography: Denis Murphy and Julia Clifford ?

Transcription: Transcription, arrangement, chords: Mike Long

Dennis Murphy's

Polka

♩ = 140

The musical score consists of two staves of music in 2/4 time, key of D major. The tempo is marked as ♩ = 140. The first staff begins with a D chord and continues with G, A, and D chords. The second staff begins with a D chord and continues with G, D, A, D, G, and G A chords. Both staves conclude with a first ending (1) on a D chord and a second ending (2) on a D chord. Fingerings are indicated by numbers 1-5 above or below notes, and directions (up/down) are indicated by arrows. Chord names are placed above the notes they apply to.

Source: My arrangement from various sources

Transcription: Transcription, arrangement, chords: Mike Long

>>

Dha Phort

Polka

(Ireland)

♩ = 140

D A G D A G D

L3 L4 L3 R1 L5 L7 L3 L4 R1a L9 L5 L7 L10 L3 L4 L3 R1 L5 L7 L3 L4 L7 L5 L3a L4 L3 L3

D A G D G A D

L10 L10 L9 R1a L3 L7 R1 L4 R1a L9 L5 L7 L5 R2 L10 L9 R1a L3 L7 R1 L4 R1a L4 L3 L3

Source: Unknown Childrens Gaelic tape

Discography: Show the Ladies- pretty different vsn, but the same tune... -mdl

Transcription: Transcription, chords:Mike Long

>>

Egan's Peg Ryan's The Freemont polka

Polka

(Ireland)

♩ = 140

The musical score is written in G major (one sharp) and 2/4 time. It consists of two staves of music. The first staff contains the first six measures, and the second staff contains the remaining three measures. Chords are written above the notes, and fingering (numbers 1-5 and 10) and stroke directions (up and down arrows) are written below the notes. The tempo is marked as ♩ = 140.

>>

Source: Richard Darsie

Transcription: Transcription, chords: Mike Long

Farewell to whiskey

Polka

Not to be confused with the air by Gow...

♩ = 140

D G A D G A D

L5 R1 L7 L5 R2 R6 L10 L8 R1 L7 L5 L7 L4 L3 L5 R1 L7 L5 R2 R6 R6 R6 L10 L10 L10

A D E A D E A

L10 R6 R1a L10 R6 R6 L10 R6 R1a L10 L9 L5 R2 R6 R1a L10 R7 L10 L9 L5 L5 R1a

Source: ceolas~2.abc- unknown, photocopy

Transcription: Transcription:??, chords:Mike Long

>>

Freedom for Ireland

The siege of Ennis

Polka

(Ireland)

$\text{♩} = 140$

Chords: G, G (D), C, G, G, D, G, G, C, G, C, G, D, Em, C, D, Em, G, C, G, G, D, G

Dance steps: L3 L4 L2, L3 L4 L5, R1 L10 L8 R1, L5 L4 L4 L7, L3 L4 L2, L3 L4 L5, R1 L10 L8 R1, L5 L5, R1 L10 L10 R1, L9 L10 L10, R1 L10 L8 R1, L5 L4 L4 L3, R1 L10 L10 R1, L9 L10 L10 R6, R6 L10 R6 L10, L10 L10 L10, R6 L10 R6 L10, L10 R6 L10 L5, R1 L10 R1, L5 L4 L4 L7, L3 L4 L2, L3 L4 L5, R1 L10 L8 R1, L5 L5

>>

Book: Roche 3 (as a long dance)

Nicholson's collection (?) -as a polka

Royal Irish Rangers(?) -as a reel

O'Neill's 1815

Source: O'Neill's 1815

Transcription: Transcription:Bob Safranek, chords:Mike Long

The glen cottage 1

Polka

(Ireland)

♩ = 140

The musical score is written in treble clef with a key signature of one sharp (F#) and a 2/4 time signature. The tempo is marked as ♩ = 140. The first staff contains the main melody with two endings. The second staff provides a bass line. Chords are indicated above the notes, and fingerings are indicated by numbers 1-5 and letters L (left hand) and R (right hand) with arrows showing the direction of the stroke.

Staff 1 (Melody):

- Chords: Am, Am, G, Am, G, Am, Am, G, Em, G
- Endings: 1 Am, 2 Am

Staff 2 (Bass):

- Chords: Am, G, D, Am, Em, G, Am

Book: Irish Traditional Music Session Tunes 2 n22 is a different tune

Ceol Rince 3, #78

Source: Ceol Rince 3

Transcription: Transcription, chords: Mike Long

>>

Heave and go

Polka

(Shetland Islands)

♩ = 140

Chords: G G (C) G G (C) G

Fingerings (Staff 1):
 L3 L3 L4 L3 L1 L5 L7 L3 L2 L2 L3 R1 L5 L5 R1 L3 L3 L4 L3 L1 L5 L7 L3 L2 L2 L3 R1 L5 L5

Chords: G G (C) G G C G (D) C G C G

Fingerings (Staff 2):
 R2 L9 L10 L10 R3 L10 L9 L10 L10 R3 R6 L10 R6 L10 L10 L10 L9 R1 L5 L5 L5 R1

Source: Richard Robinson

Transcription: Transcription:Richard Robinson(?), Chords:Mike Long

>>

The humours of Listowel

Babes in the woods

Polka

(Ireland)

♩ = 140

Chords: D, G A, D A, D, G A, D

Fingerings: L5 R1 L5 L7 L5 R2 L10 R6 R6 R6 L10 L10 R6 L5 L5 R1 L5 L7 L5 R2 L10 R6 R6 R6 L10 L10 L10

Chords: A, (G) A, A, G A, D

Fingerings: L10 L10 L10 R1a L10 R7 L10 L10 R6 R6 L10 R1a L5 R2 L10 L10 R1a L10 R7 R6 R7 R6 R6 L10 L10 L10

Book: Irish Traditional Music Session Tunes 3 n45

Source: Castle Ceili Band

Transcription: Transcription:m euritt, minor arr., chords:Mike Long

>>

I'll buy boots for Maggie

Polka

(Ireland)

♩ = 140

The musical score consists of two staves of music in 2/4 time. The first staff begins with a treble clef and a key signature of one flat (B-flat). The tempo is marked as ♩ = 140. The first staff contains eight measures of music with the following chords: Am, (Em), G, Am, Em, G, Am. The second staff contains eight measures with the following chords: Am, G, Am, G, Am, G, Em, Am. Below each staff are fretting diagrams for guitar, using letters L (left hand) and R (right hand) with numbers 1-10 and arrows indicating finger direction.

Staff 1 Chords and Diagrams:

- Measure 1: Am. Diagram: L5 ↑, R1 ↑, L10 ↓, L9 ↓, L10 ↑, R6 ↓, R7 ↑.
- Measure 2: (Em). Diagram: L10 ↑, R6 ↓, L10 ↓, L10 ↑, R1 ↓, L10 ↑.
- Measure 3: G. Diagram: L5 ↑, R1 ↑, L5 ↓.
- Measure 4: Am. Diagram: L5 ↑, R1 ↑, L10 ↓, L10 ↑, R6 ↓, R7 ↑.
- Measure 5: Em. Diagram: L10 ↑, R6 ↓, L10 ↓, L10 ↑, R1 ↓, L10 ↑.
- Measure 6: G. Diagram: L10 ↑, R6 ↓, L10 ↓, L10 ↑, R1 ↓, L10 ↑.
- Measure 7: Am. Diagram: R1 ↑, L5 ↓, L8 ↑.

Staff 2 Chords and Diagrams:

- Measure 1: Am. Diagram: L10 ↑, R7 ↑, R7 ↓, R7 ↓.
- Measure 2: G. Diagram: R8 ↑, R7 ↓, R7 ↑, R6 ↓.
- Measure 3: Am. Diagram: L10 ↑, R7 ↑, R7 ↓, R7 ↓.
- Measure 4: G. Diagram: R8 ↑, R7 ↓, R7 ↑.
- Measure 5: Am. Diagram: L10 ↑, R7 ↑, R7 ↓, R7 ↓.
- Measure 6: G. Diagram: R8 ↑, R7 ↓, R7 ↑, R6 ↓.
- Measure 7: Em. Diagram: L10 ↑, R6 ↓, L10 ↓, L10 ↑, R1 ↓, L10 ↑.
- Measure 8: Am. Diagram: R1 ↑, L5 ↓, L5 ↑.

>>

Jessica's polka

Polka

♩ = 140

A D A E A D A E

L10 L10 L10 R6 L10 R1a L5 L9 L5 R2 R1a L10 L10 L10 R6 L10 R1a L5 L9 L5 L7 L5 L4
 ↑ R6 R1a ↑ ↑ L9 ↓ ↑ ↓ R1a ↓ ↓ L9 ↑ ↑ ↓ ↑ ↓ ↓ ↓ ↓ ↓ ↓ ↓ ↓ ↓

D A A D A D A E

L7 R1 L7 R1a L5 R2 R6 R1a R7 R3a L10 L10 L10 R6 L10 R1a L5 L9 L5 L7 L5 L4
 ↑ ↑ L5 ↑ ↓ L9 ↑ ↓ ↑ L10 L10 ↑ ↓ R6 ↑ ↑ ↓ ↑ ↓ ↓ ↓ ↓ ↓ ↓ ↓ ↓ ↓

Source: Richard Darsie

Transcription: Transcription, chords: Mike Long

>>

Jim Keefe's

Polka

♩ = 140

Chord progression for the first staff: D C D A D C D A D

Chord progression for the second staff: D G D C D G D A D

Book: Ceol Rince 3 n64

Source: Lark camp 96 (Laurie)

Transcription: Transcription:?, minor arr., chords:Mike Long

>>

John Ryan's

Polka

(Ireland)

♩ = 140

The image shows a musical score for a polka in 2/4 time, key of D major. It consists of two staves of music. Above the notes are chord symbols: D, G, D, D, G, A, D, G, D, D, A, 1 D, 2 D. Below the notes are detailed fingerings for both hands, using letters L (left) and R (right) with numbers 1-5 and 'a' for the thumb. The score includes repeat signs and first/second endings.

Source: My arrangement from various sources

Transcription: Transcription, arrangement, chords: Mike Long

>>

The Kerry cow

Polka

(Ireland)

♩ = 140

D G A D A G D

L5 R1 L5 L7 L5 R2 L5 L5 L7 L4 L7 L5 L4 L5 R1 L5 L7 L5 R2 L10 R1a L5 L4 L3 L3
 ↑ ↑ L5 ↓ ↑ ↑ ↑ ↓ ↑ L5 ↑ ↓ ↓ ↓ L7 ↑ ↓ ↑ ↑ L5 ↓ ↑ ↑ ↑ ↑ L10 ↓ L5 ↓ ↓ ↑ ↑

D A G A D A G A D

L10 L10 L10 R1a L5 L5 R1 L5 L5 L7 L5 R1 L5 L5 R2 L10 L10 R1a L5 L5 L5 R1 L5 L7 L3 L3
 ↓ ↑ R6 ↓ ↓ ↑ ↑ ↑ ↑ ↓ ↓ ↓ ↓ ↑ ↑ ↑ ↑ ↑ R6 ↓ ↓ ↑ ↑ ↑ ↓ ↑ ↑ ↑ ↑

Book: Ceol Rince 2 n116

Source: Henrik Norbeck ABC

My arrangement from various sources

Discography: Sean Ryan: Siuil Uait

Transcription: Transcription, arrangement, chords: Mike Long

>>

Kerry polka

Polka

(Ireland)

♩ = 140

Em D Em D Em D A

R1 R1 L5 L7 L5 L3 L5 R1 R1 L5 L9 R1a L10 L10 R1 R1 L5 L7 L5 L3 L4 L7 L3 L5 L7 L4 L4

Em G Em G D A

R1 L10 R6 L10 R1 L5 R1 L10 R6 L10 L9 R1a L10 L10 L5 L7 L3 L4 L5 L7 L10 R1 L5 L5

Book: Music from Ireland Vol. 3

Source: Music from Ireland Vol. 3

Transcription: Transcription, chords: Mike Long

>>

Knocknaboul polka 1

The glen cottage

The Scartaglen polka

Polka

(Ireland)

See also: Maggie in the wood

♩ = 140

G D G G D G

L5 L3 L5 L5 R1 L10 L10 R6 L9 R1 L5 R1 L5 L5 R1 L5 L3 L5 L5 R1 L10 L10 R6 L9 L5 R1 L5 L5 L5

G C G D

R1 L10 R6 R6 R6 L10 L10 R6 R6 L10 L10 R1 R1 L5 L5 L5 R1 L5 L5 L5 L5

G C G D 1 G 2 G

R1 L10 R6 R6 R6 L10 L10 R6 R6 L10 L10 R1 L5 R1 L5 L5 L5 L5 L5 R2

G (D) G G D G C G C G D

R6 R6 R7 R7 R7 R7 R6 R6 R7 R6 R7 R7 R7 R7 R6 L10 L10 R6 L10 L10 R1 R3 L10 L10 R1 L5 R1 L5

1 G 2 G

L5 L5 R2 L5 L5 L5

>>

Book: Ceol Rince 3 n62

Irish Fiddle Book p144

Irish Traditional Music Session Tunes

Source: ?

Discography: Davy Spillane: Atlantic Bridge- Scartaglen

Transcription: Transcription, arrangement (?), chords:Mike Long

>>

Knocknaboul polka 2

Polka

(Ireland)

♩ = 140

Chords: G D G D C G

Fingering: L5 R1 R1 R1 L5 R1 R1 L5 L7 L5 L5 L5 L7 L5 L3 L5 R1 R1 R1 L5 R1 L10 R6 L10 L9 L5 L5 L5

Chords: G D G D C G

Fingering: R6 R6 R6 R6 R7 R7 R6 R6 L10 L10 L10 R6 R6 R7 R6 R6 R6 R6 R6 R7 R7 R6 R6 L10 L9 L5 L5 L5

Chords: G D G D C G

Fingering: R1 R1 L9 L10 L9 L5 L5 L7 L5 L4 L3 L7 L5 L5 L5 R1 L5 L9 L10 L9 L5 R6 R6 L10 L9 L5 L5 L5

>>

Book: Ceol Rince 3 n65

Irish Fiddle Book p144

Irish Traditional Music Session Tunes 3 n46

Source: irishf~5.abc

Transcription: Transcription:?, minor arr., chords:Mike Long

The magic slipper

Polka

♩ = 140

Chord progression: D A D A | 1 D | 2 D

Fingerings for first staff:
 L5 R1 L7 L3 L5 L5 R1 L7 L5 L7 L7 L3 L4 L5 L5 R1a L10 L10 L10 L10 R1 L10 L10
 ↑ ↑ L5 ↑ L7 R2 ↑ ↑ L5 ↓ ↓ L4 L4 ↑ ↓ L7 ↑ L9 L10 ↑ ↓ R1a ↓ ↓ ↓ ↓ ↓ ↓ ↓ ↓ ↓ ↓

Fingerings for second staff:
 R6 L10 L10 R6 R1a L5 R1a R6 L10 L10 R6 L10 L10 R6 R1a L5 R6 R1a L10 L10 L10 R1
 ↑ ↓ R6 ↑ L10 L9 ↑ R2 L10 ↑ L10 L10 ↑ ↓ R6 ↑ L10 L9 ↑ ↓ L10 ↓ ↓ ↓ ↓ ↓ ↓ ↓ ↓ ↓ ↓

Source: Various web abc's

Discography: Begley & Cooney: Meitheal

Transcription: Transcription:??, minor arr., chords:Mike Long

>>

Mairi's wedding

Polka

(Scotland)

♩ = 140

Chords: A, D, E, A, D, E

Fingerings: L4, L4, L4, L7, L5, L9, R1a, L9, L5, L7, L5, R1a, L9, R1a, L10, L4, L4, L4, L7, L5, L9, R1a, L9, L5, L7, L3, L4, L4

Chords: A, D, E, A, D, E

Fingerings: L10, L10, R6, L10, L10, R1a, L9, L5, L7, L5, R1a, L9, R1a, L10, L10, R6, L10, L10, R1a, L9, L5, L7, L3, L4, L4

Source: Richard Robinson

Transcription: Transcription:Richard Robinson(?),rearrangement, chords:Mike Long

>>

Many's a wild night

Polka

♩ = 140

The musical score consists of two staves of music in 2/4 time, with a key signature of one sharp (F#). The tempo is marked as ♩ = 140. The first staff begins with a treble clef and a key signature of one sharp. The first measure is a whole note chord D. The second measure is a quarter rest followed by a quarter note G. The third measure is a quarter note D. The fourth measure is a quarter note G, followed by a quarter note A, and a quarter note D. The second staff begins with a treble clef and a key signature of one sharp. The first measure is a quarter rest followed by a quarter note D. The second measure is a quarter note A. The third measure is a quarter note D. The fourth measure is a quarter note A, followed by a quarter note G, and a quarter note D. Fingerings are indicated by numbers 1-5 for the left hand and 1-5 for the right hand, with 'a' for the thumb. Chords are indicated by letters D, G, and A above the notes. The score is divided into two systems, each with a repeat sign at the end.

Source: David Kidd

Pubscouts

Discography: Jackie Daly, Many's a Wild Night

Transcription: Transcription:Lorna LaVerne?, chords:Mike Long

>>

O! the britches full of stitches

The breeches full of stitches

Polka

(Ireland)

♩ = 140

A D A D A D E
 L5 L9 L5 R1 L5 R1a L8 L9 L5 R1 L5 L7 L5 L9 L5 R1 L5 R1a L8 R1 L7 L7 L4 L4
 ↑ ↓ R1a ↑ ↑ ↓ L10 ↑ ↓ R1a ↑ ↑ ↑ ↑ ↓ R1a ↑ ↑ ↓ L10 ↑ ↑ L5 ↑ ↑ ↓ ↓

A D A D A D E
 L10 R6 R1a L9 L5 L9 R1a L10 R6 R1a L9 L5 L7 L10 R6 R1a L9 L5 L9 R1a L5 R1 L7 L7 L4 L4
 ↑ ↑ L10 ↓ ↑ ↓ ↓ ↑ ↑ L10 ↓ ↑ ↑ ↑ ↓ L10 ↓ ↑ ↓ ↓ ↑ ↑ L5 ↑ ↑ ↓ ↓

Source: My arrangement from various sources

Transcription: Transcription, arrangement, chords: Mike Long

>>

Rattling bog

Polka

$\text{♩} = 140$

D G D A D G D A D

L10 R6 R6 L10 L10 R1 R1 L5 R2 L10 L10 R6 L10 R6 R6 L10 L10 R1 R1 L5 R7 R7 R6 L10 L10

D A D A D A D A D A D

L10 R6 L10 L10 R6 L10 L10 L10 R6 R7 R6 L10 L10 L10 R6 L10 L10 R6 L10 L10 L10 R6 R7 R7 L10 L10

Source: Nottingham Music Database

Kevin Briggs, via EF

Transcription: Transcription:???, chords:Mike Long

>>

69th Street

Polka

(Ireland)

♩ = 140

The musical score for '69th Street' is presented in three staves. The first staff contains the first two measures of the piece, with a first ending bracket over measures 3 and 4, and a second ending bracket over measures 5 and 6. The second staff contains measures 7 through 10. The third staff contains measures 11 through 14. Chords are indicated above the notes, and fingerings are indicated below the notes with numbers 1-5 and arrows for up and down strokes.

Staff 1: Am, G, Em, Am, G, Em, 1 Am, 2 Am, Am

Staff 2: G, Em, Am, G, Am

Staff 3: Am, G, Em, Am, G, Em, Am

>>

Book: Music of Corktown(?)

Source: P. Varlet

Discography: Celtic Thunder: Green Linnet GL 1029 (1981)

Transcription: Transcription:?, chords:Mike Long

Spanish lady

Polka

♩ = 140

Chords: D G A D G A

Fingerings (Staff 1):
 L5 ↑ L5 ↓
 L7 L5 L9 ↑ ↑ L5 R1a ↓ ↓ L10 R6 ↑ ↑ ↑
 L10 R1a L10 ↓ ↓ L10 R6 ↑ ↑ ↑
 R6 L10 L10 ↓ ↑ R6 ↑ ↓
 R1 L5 L5 ↑ L5 R1 L5 ↑ ↑ L5 R1a ↓ ↓ L10 R6 ↓ ↓ L10 R6 ↓ ↑ R6 ↑ L5 ↑ ↑

Chords: D A D A D A G A

Fingerings (Staff 2):
 R6 R7 R7 R7 ↑ ↑ ↑ R7 R6 ↓ ↑ ↑
 L10 L10 ↑ L10 L10 ↓ ↓ ↓ ↑
 R6 R7 R7 R6 ↑ ↑ ↑ ↑
 L10 L10 ↑ L10 ↓ ↑
 R6 R7 R7 R7 ↑ ↑ ↑ R7 R6 ↓ ↑ ↑
 L10 L10 R6 ↑ L10 L10 ↓ ↓ ↑ ↑
 R6 L10 L10 ↓ ↑ R6 ↓ ↑
 R1 L5 L5 ↑ ↑ ↑

Book: Session tunes 1 (???)

Source: John B. Walsh

ceolas~2.abc

Transcription: Transcription:???, chords:Mike Long

>>

Taur polka

Polka

♩ = 140

D (A) C (G) D (A) C G

R1 L5 L3 L5 R2 R1a R1 L9 L9 L5 L3 L7 R1 L5 L3 L5 R2 R1a R1 L9 L9 L4 L4 L3
↑ ↑ ↑ L7 L5 ↑ ↓ L5 ↑ ↑ L9 ↑ ↑ L5 ↑ ↑ L7 L5 ↑ ↓ L5 ↑ ↑ L5 ↑ ↑ L5 ↓ ↓ L3

D A D G D A C G

L10 R6 R6 L10 R1a L5 R2 R6 L10 R6 R6 R7 R6 R6 R6 L10 R1a L5 R1 L9 L9 L4 L7 L3 L3
↑ ↑ ↓ R6 L10 ↓ L5 ↑ ↑ ↑ ↓ L10 ↓ ↑ ↓ ↑ ↓ R6 L10 ↓ L5 ↑ ↑ ↑ ↑ R1 ↓ ↑ ↑ ↑

Book: Pipers club(?)

Source: pipers~1.abc

Transcription: Transcription:Denis Brooks?, minor arr., chords:Mike Long

>>

Up and away

Polka

(Ireland)

♩ = 140

Chords: G, D, C/G (D), G, D, G, G, C, G, D, G

Fingerings: L10 L9 R1 L5, R1 L5 R1 L9 R1 L3, L5 R1 L5 L7 L3 L7, L5 L5 L5 L5 R1 L9, L10 L9 R1 L5, R1 L5 R1 L9 R1 L3, L5 R1 L5 L7 L3 L7, L5 L5 L5, R7 R7 R6 R6 R7 R6 R6 L10, L10 R1 R1 L5 R1, L10 L8 L5 L5 L5, L3 L5 L5 L7 L5, R7 R7 R6 R6 R7 R6 R6 L10, L10 R1 R1 L5 R1, L10 L8 L5 R1, L5 L5 L5

>>

Book: Irish Traditional Music Session Tunes 3 n47

Source: ???

Transcription: Transcription (?), arrangement (?), chords: Mike Long

Wallace's Cross

Polka

(Ireland)

♩ = 140

Chords: A G A G A G A G D

Fingerings and bowings (up ↑, down ↓):

Staff 1:

- Measures 1-2: L10 L10 L10 (↑ R6 ↓ R1)
- Measures 3-4: R1 L5 L9 L10 (↑ ↑ ↓ R1a ↓ ↓)
- Measures 5-6: L10 L10 L10 (↑ R6 ↓ R1)
- Measures 7-8: R1 L5 L5 (↑ ↑ ↑)

Staff 2:

- Measures 9-10: R6 L10 L5 (↑ ↑ R6 ↑)
- Measures 11-12: L9 L10 R6 (↓ R1a L10 ↓ ↓ ↑ ↑)
- Measures 13-14: R6 R6 R7 (↓ ↑ R6 ↑)
- Measures 15-16: R7 R7 R6 R7 (↓ ↑ ↑ ↑)

Chords in Staff 2: D G A D G A D

Book: Ceol Rince 3 n69

Discography: Chieftains 8, Trk.6 #3

Transcription: Transcription, chords:Mike Long

>>

Winhams

Polka

♩ = 140

G C G C G D G C G C D G

L3 ↑ L5 L5 L5 L3 ↓ ↑ R1 L5 ↑ ↑ ↓ ↓ L4 L5 L3 L5 ↓ ↓ ↑ ↓ L4 L5 L3 L5 ↓ ↓ ↑ ↓ R1 L5 R1 ↑ ↑ L5 L5 ↓ ↑ R1 L5 ↓ ↑ R1 L5 ↓ ↓ ↑ ↓ L4 L5 L3 L5 ↓ ↓ ↑ ↓ L4 L5 L3 L10 ↓ ↓ ↑ ↓ R1 L5 ↑ ↓ L5 ↓

G Am C D C D G Am C D G

R2 R6 R6 L5 R3 R6 L5 L9 L10 L10 L7 L9 R1 R1 L9 L10 R6 R6 L5 R3 R6 L5 L9 L10 L10 L7 R1 L5 R1 L5 R1 L5

↑ ↑ L10 ↓ ↓ R1 ↑ ↑ ↑ ↑ ↓ L3 L5 ↑ ↑ L5 ↑ ↓ L10 ↓ ↓ R1 ↑ ↑ ↑ ↑ ↓ L3 L10 ↑ ↓ L5 ↓

Source: Nottingham Music Database- "NPTB, via EF"

Transcription: Transcription, chords:Mike Long

>>

The wren's polka

Polka

♩ = 140

Chord symbols: A, D, A, E, A, D, A, E, 1 A, 2 A

Fretting diagrams include: L5 R1a L7, L5 L5 R6, L10 L9, L9 R1a L5 L4, L5 R1a L7, L5 L5 R6, L10 L9 L5, R1a L5, R1a L5, L5 L4, L5 L5 R6, L10 R1a L5, L9 R1a L5 L4, L5 R1a L7, L5 L5 R6, L10 R1a L5, L9 R1a L5 L4, L5 R1a L7, L5 L5 R6, L10 R1a L5, L9 R1a L5 L4, R1a L5 L4

>>

Source: Henrik Norbeck

Transcription: Transcription:Henrik Norbeck(?), major rearrangement, chords:Mike Long

The yellow goat

I have two yellow goats
To ladies' eyes

Polka

(Ireland)

The original highland laddie (?)

♩ = 140

Chords: G D G C 1 2

Fingerings for first staff:
 L3 L4 L5 R1 L5 R1 L5 L5 R1 R1 L3 L4 L5 R1 L5 L5 L5 L4 L3 L5 L4 L5 L4
 ↑ ↓ L5 ↑ ↑ L5 ↑ ↓ L5 ↑ ↓ L5 ↑ ↑ R1 ↓ ↓ L4 L4 ↓ L4 L5 ↓ L4 L10
 ↓ ↑ ↓ ↑ ↓ ↑ ↑ ↑ ↓ ↓ ↑ ↓ ↓ ↓ ↓ ↓ ↓ ↓ ↓ ↓

Chords: C G D C G 1 2

Fingerings for second staff:
 L10 L10 L10 R1 R1 L5 L5 R1 L5 L10 L10 L10 R1 R1 L5 L5 R1 L5 R1 L5
 ↑ L10 R6 ↓ L9 ↑ ↑ ↑ L5 L5 ↑ L5 R2 ↑ L10 R6 ↓ L9 ↑ ↑ ↓ L5 ↑ ↑ L5 R2 ↑ L5 L4
 ↓ ↓ ↓ ↑ ↑ ↓ ↑ ↑ ↑ ↑ ↓ ↓ ↓ ↑ ↓ ↓ ↓ ↓ ↓ ↓ ↓ ↓ ↓ ↓

>>

Book: Kerr's Third, p41

Source: My arrangement from Norbeck's files

Discography: Begley & Cooney: Meitheal

Michael Tubridy: The Eagle's Whistle

Transcription: Transcription, arrangement, chords: Mike Long

The academy jig

Jig

The musical score for 'The academy jig' is presented in two staves. The first staff contains the first eight measures, and the second staff contains the final four measures. Chords are indicated above the notes: G, C, G, D, C, G, C, G, D, G in the first staff; and G, C, D, G, C, D, G in the second staff. Fingerings are indicated by numbers 1-5 and letters L (left hand) and R (right hand) with arrows showing the direction of finger movement.

Book: Kerr's First p30

Source: Kerr's First p30

Transcription: Transcription,chords:Mike Long

>>

Apples in winter

Sunday is my wedding day

Jig

(Ireland)

Em D Em (G) D Em

L10 ↓ R1a ↓
 R1 L4 L10 L4 ↑ ↓ L4 L4 ↓ ↓ ↓ ↓
 R1 L5 L4 ↑ L5 L7 L7 ↑ ↓ L3 L3 ↑ ↑ ↑ ↑
 L3 L4 L7 L7 ↑ ↓ L3 L3 ↑ L9 L10 L10 ↓ ↓ ↓ ↓
 R1 L4 R1 R1 ↑ ↓ L4 L5 ↓ ↑ ↑ ↑
 L10 L10 R6 L10 ↓ ↑ R6 R6 ↑ ↓ ↑ ↑
 R6 L10 L5 L7 ↑ ↓ R1 R2 ↑ ↑ ↑ ↑
 L7 L4 L4 ↑ ↓ L4 ↓ ↓

Em G D Em G D Em

R1 ↑ L10 R6 L10 R1 ↑ L10 R6 R6 R1 ↑ R6 L10 L10 ↓ L10 L10 L7 ↓ L7 R2 R6 ↑ ↑ ↑ ↑
 L10 L10 L8 ↓ L10 L10 L7 ↑ L7 R2 R6 ↑ ↑ ↑ ↑
 L10 L10 L10 R6 ↑ ↓ R1 L10 ↓ ↓ R7 R6 ↑ ↓ ↑ ↑
 R6 R7 R6 L10 ↓ ↓ R7 R6 ↑ ↓ R1 R2 ↑ ↑ ↑ ↑
 R6 L10 L5 L7 ↑ ↓ R1 R2 ↑ ↑ ↑ ↑
 L7 L4 L4 ↑ ↓ L4 ↓ ↓

Book: O'Neill's 1111

Kerr's Second p29

Source: O'Neill's 1111

Transcription: Transcription, minor arr., chords:Mike Long

>>

Atholl highlanders

Jig

The musical score consists of four staves of music in treble clef, key of D major (two sharps), and 6/8 time. Each staff contains a sequence of notes with fingerings indicated by numbers 1-5 and letters R (right hand) and L (left hand). Above the notes are chord letters: A, A E, A E, A A E, A D E A, A D A E A D A D E A, E A A D E A, and A D A G A D A D E A. The score includes repeat signs and a double bar line at the end of the fourth staff.

>>

Source: Nottingham Music Database, Kevin Briggs, via EF
 Transcription: Transcription:?, chords:Mike Long

Ballyhooley

Jig

The image shows a musical score for a jig in 6/8 time. It consists of two staves of music. Above the first staff are the chords G, D, C, G, C, G, D, C, G, D, G. Above the second staff are the chords G, C, G, G, C, D, G, D, C, G, G, D, G. Below each staff are detailed fingering instructions for the left and right hands, using letters L, R, and numbers 1-10, with arrows indicating the direction of the finger movement.

Book: O'Neill's 877

Source: O'Neill's 877

Transcription: Transcription: Dan G. Petersen, chords: Mike Long

>>

Banish misfortune

The little bag of meal

The humours of Mullinafauna

Jig

(Ireland)

The musical score is presented in three systems, each with a treble clef and a key signature of one sharp (F#). The time signature is 6/8. Chords are indicated above the notes, and fingerings are indicated by numbers 1-5 and letters R (Right hand) and L (Left hand) with arrows showing the direction of the stroke.

System 1: Chords: D, C, D, C, D, D, C, D, D, C, D, Am, G, D. Fingerings: R6 L10, L9 L5, L5 R2, L9 L5, L7 L3, L3 L3, L7 L4, L5 L7, L5 L5, L9 L5, L5 L5, L9 L10, R6 L10, L9 L5, L5 R2, L10.

System 2: Chords: D, C, Am, C, D, C, D, Am, G, D. Fingerings: R6 L10, R1a, R6 R7, R6, L10 L9, L9, L10 R6, R6 R6, R6 R6, R6, L10 R6, L10, R6 L10, L9 L5, L5 R2, L10.

System 3: Chords: Dm, D, C, Am, C, D, Am, G, D. Fingerings: R3 R6, R3, L10 L10, L10, L8 L5, L5, L7 L5, L3, L9 L9, L5, L5 L5, L9 L10, R6 L10, L9 L5, L5 R2, L10.

>>

Book: Roche n85

O'Neill's ?

Source: My arrangement from various sources ??

Transcription: Transcription, arrangement, chords: Mike Long

The banks of Lough Gowna

Jig

(Ireland)

Am G Am C Am G C G Am

L5 R1 L5 L4 L4 L3 L5 L5 R1 L5 L4 R1 L10 L9 L5 R1 L5 L4 L4 L3 L5 L9 L10 R6 L10 L9 L5 L5

↑ ↑ L5 L5 ↓ ↑ L4 ↓ ↑ ↑ L5 L5 ↓ ↓ L10 L5 ↑ ↑ L5 L5 ↓ ↑ L4 ↓ ↑ L10 ↓ ↑ L10 ↑ ↑ L5 L5

Am G Am C Am G Am F Am

L9 L10 R3a R6 L10 R6 L10 L9 L10 R3a R6 L10 R3a L9 L10 R3a R6 L10 R6 L10 L9 L10 R3 L10 L10 L9 L5

↑ ↓ L10 ↓ R7 ↓ ↑ R7 L10 ↑ ↓ L10 ↓ R7 ↓ ↓ ↓ ↓ ↓ ↓ ↑ ↓ L10 ↓ R7 ↓ ↑ L10 ↓ R7 ↓ ↓ ↓ ↓ ↓ ↑ ↓ L10 L10 ↑ ↑ ↑ ↓ ↑ ↑ L5

Book: O'Neill's 1060

Source: O'Neill's 1060

Transcription: Transcription: Henrik Norbeck, chords: Mike Long

>>

The basket of turf
 The unfortunate rake
 The creel of turf
 Up Sligo
 The lark's march
 Castle jig

Jig

(Ireland)

The image shows two staves of musical notation in G major, 6/8 time. The first staff is for 'The basket of turf' and the second is for 'Castle jig'. Each staff includes guitar chords (Em, D, G, Bm) and detailed fingerings for both hands (Left and Right) indicated by numbers 1-5 and letters L/R with arrows for up/down strokes.

Chords for 'The basket of turf': Em, D, Em, G, D, Em, Em, D, G, D, Em

Chords for 'Castle jig': Em, D, Em, Bm, Em, Em, D, G, D, Em

>>

Book: O'Neill's 735- The basket of turf
 O'Neill's 970- The unfortunate rake
 Krassen O'Neill's 48- The unfortunate rake (Up Sligo)
 Source: O'Neill's 735
 Discography: Molloy, Peoples, Brady
 Transcription: Transcription:Bob Safranek, chords:Mike Long

The battering ram

Jig

(Ireland)

Chords: G D G Am/C D

Chords: G C G D G D C G D

Chords: G D G Am/C D

Fingerings: R1, L10, L5, L5, R2, L5, R1, L10, L5, L5, L5, L4, L3, L10, L5, L5, R1, L10, R1, L5, L5, L5, R1, R1, L5, L4, L3, L5, L5, R1, R1, L5, L4, L3

Fingerings: R1, L10, R6, R6, R7, R6, L10, R1, L10, R6, R6, R7, R6, L10, R7, R7, R7, R7, R6, R6, L10, R6, L10, R6, L10, R6, L10, L5, L5, L5, L4, L3

Fingerings: L10, R1, L5, L5, R1, L3, R1, L5, L5, L5, L4, L3, L10, L10, L5, L4, L3, L10, R1, L5, L5, L5, L4, L3, L10, R1, L5, L5, L5, L4, L3

>>

Book: Irish Traditional Music Session Tunes 2
 Source: Irish Traditional Music Session Tunes 2
 Discography: Chieftains 1
 Kevin Crawford: D flute album
 Transcription: Transcription, chords:Mike Long

Behind the bush in the garden

We have no king but Charley

Royal Charlie

Single Jig

(Ireland)

The musical score consists of three staves of music in 6/8 time, each starting with a treble clef and a key signature of one flat (B-flat). The chords and fingerings are as follows:

Staff 1: Am G Am G Am G Am
 Fingerings: L5 ↑ R1 ↑, L9 ↑ L5 ↑ L5 ↑ L4 ↓, R1 L5 L5 L4 ↓, L5 L5 L5 L4 ↓, L5 L4 R1 ↓ ↓ ↑, L9 ↑ L10 ↓ R7 ↑, R6 L10 L10 ↓ ↓ L10 ↓, L9 ↑ L5 ↑ R1 L5 ↑ L5 ↓, L5 L5 ↑ ↑

Staff 2: Am G Am Am G Am
 Fingerings: L5 ↑ R1 ↑, L9 ↑ R1 ↑ L9 ↓, L10 ↑ R3 ↑ L10 ↓, L10 L10 L10 L9 R1 L10 ↑ ↑ L9 ↓, L10 L8 L5 ↑ ↓ ↓, L9 R1 L10 L10 L10 L10 ↑ ↑ L9 ↓, L9 R1 L10 L10 L10 L10 ↑ ↑ L9 ↓, L9 R1 L10 L10 L10 L10 ↑ ↑ L9 ↓, L5 L5 ↑ ↑

Staff 3: Am G Am G Am G Am
 Fingerings: L5 ↑ R1 ↑, L9 ↑ R1 ↑ L9 ↓, L10 ↑ R3 ↑ L10 ↓, L10 L10 L10 L9 R1 L10 ↑ ↑ L9 ↓, L10 L8 L5 ↑ ↓ ↓, L9 L10 R7 ↑ ↓ L10 ↑, R6 L10 L10 ↓ ↑ L10 ↑, L9 L5 R1 L5 L5 ↑ ↑ ↓, L5 L5 ↑ ↑

>>

Book: O'Neill's 1114

Source: O'Neill's 1114

Transcription: Transcription: henrik.norbeck, chords:Mike Long

Biddy's wedding

Jig

The image shows a musical score for a jig titled "Biddy's wedding". It consists of two staves of music in 6/8 time. The first staff has four measures with chords C, G, C, and F C G. The second staff has four measures with chords C, G, C, and F C G. Below each measure, there are fingerings for the left hand (L) and right hand (R) using numbers 1-5 and letters L/R. Arrows indicate the direction of the fingers (up for ↑, down for ↓).

Staff 1:

- Measure 1 (C): L9 L10 L9 L9 (↑ ↓ L9 ↑), L9 R6 L10 (↑ L10 R6 L9), L9 L10 L9 L9 (↑ ↓ L9 ↑)
- Measure 2 (G): R1 L9 L10 L5 (↑ ↑ L10 R1), L9 L10 L9 L9 (↑ ↓ L9 ↑), L9 R6 L10 (↑ L10 R6 L9)
- Measure 3 (F C G): R3 R3 L10 L10 (↑ R7 ↑ R6), R1 L9 L10 L5 (↑ ↑ L10 R1)

Staff 2:

- Measure 1 (C): L9 L10 R6 L9 (↑ ↓ L9 ↑), L10 R6 L9 (↑ L9 ↑), L9 L10 R6 L9 (↑ ↓ L9 ↑)
- Measure 2 (G): R1 L9 L10 L5 (↑ ↑ L10 R1), L9 L10 R6 L9 (↑ ↓ L9 L10), L10 L9 L10 (↑ L10 R6 L9)
- Measure 3 (F C G): R3 R3 L10 L10 (↑ R7 ↑ R6), R1 L9 L10 L5 (↑ ↑ L10 R1)

Book: O'Neill's 985

Source: O'Neill's 985

Transcription: Robert Thorpe, chords: Mike Long

>>

Billy Barlow

Jig

(Ireland)

Am G C/A G Am F Am G Am

L9 L10 L9 R2 L5 R2 L5 R1 L10 L5 R1 R2 L5 L5 L9 R1 L10 L10 L10 R3 R7 R7 R7 R6 L10 R1 L9 L5 L5
 ↑ L10 ↑ ↑ L5 L9 ↓ L9 L5 L9 ↓ R1 R2 L5 ↑ R1 L5 R1 ↑ ↑ L9 ↓ L9 ↑ ↑ R6 ↑ ↑ ↑ ↓ L10 ↑ L10 ↑ ↑ L5

Am G C/A G Am F Am G Am

L9 L10 L10 L10 L10 L5 R1 L10 L10 L10 L10 L5 L5 L9 R1 L10 L10 L10 R3 R7 R7 R7 R6 L10 R1 L9 L5 L5
 ↑ L10 ↑ ↑ R3 ↑ L9 L5 L9 ↓ L10 R6 ↓ R1 L5 R1 ↑ ↑ L9 ↓ L9 ↑ ↑ R6 ↑ ↑ ↑ ↓ L10 ↑ L10 ↑ ↑ L5

Book: O'Neill's 840

Source: O'Neill's 840

Transcription: Transcription: Dan G. Petersen, chords: Mike Long

>>

The black rogue

The black joke

Michael Mulloy

Johnny McGill

Shane Glas

Sublime was the warning

Shandrum boggoon

Come under my plaiddie

Jig

(Ireland, Scotland, England)

The musical score is written in treble clef with a key signature of one sharp (F#) and a time signature of 6/8. It consists of two staves of music. The first staff begins with a G chord and contains several measures of eighth-note patterns. The second staff continues the melody with various chords including D, C, G, and Em. Below the notes, there are detailed fingerings for both the left and right hands, using letters L and R followed by numbers 1-5 to indicate specific fingers. Some fingerings include arrows pointing up or down to indicate the direction of the finger movement.

>>

Book: Skye Collection p175

O'Neill's 915

Winder (?)

Source: O'Neill's 915

Transcription: Tom Keays, minor arr., chords: Mike Long

Blackberry quadrille

Jig

(USA)

The musical score is written in treble clef with a key signature of one sharp (F#) and a 6/8 time signature. It consists of two staves of music. Above the notes, chords are indicated: D, A, D, A, D, A, D on the first staff; and D, G, D, G, A, D, A, D, G, D, G, A, D on the second staff. Below the notes, specific fingering instructions are provided using letters R (right hand) and L (left hand) with numbers 1-5 and 'a' for the thumb, and arrows indicating up and down strokes.

Book: New England Fiddler's Repertoire

Source: New England Fiddler's Repertoire

Transcription: Transcription, minor arr., chords:Mike Long

>>

Blackeyed Bidy

Jig

(Ireland)

The image shows a musical score for the jig 'Blackeyed Bidy'. It consists of two staves of music in treble clef, with a key signature of two sharps (F# and C#). The first staff contains the first line of music, and the second staff contains the second line. Above the notes, chord letters (A, E, D) are placed to indicate the harmonic structure. Below the notes, detailed fingerings are provided for both the left and right hands, using letters L (left) and R (right) and numbers 1-5 to denote specific fingers. Some letters are accompanied by arrows indicating the direction of the finger movement (up or down).

Book: O'Neill's 820

Source: O'Neill's 820

Transcription: Transcription: Dan G. Petersen, chords: Mike Long

>>

The blarney pilgrim

Jig

(Ireland)

The musical score is presented in three systems, each with a treble clef and a key signature of one sharp (F#). The first system consists of six measures with chords G, D, C, G, D, and C. The second system consists of eight measures with chords G, D, G, D, G, D, G, and C. The third system consists of eight measures with chords D, G, C, D, G, and C. Each measure includes a sequence of notes and a set of fingerings indicated by numbers 1-5 and letters L (left hand) and R (right hand), with arrows showing the direction of movement.

>>

Book: O'Neill's 1099

Source: O'Neill's 1099

Transcription: Transcription, chords: Mike Long

The blooming meadows

Jig

(Ireland)

The musical score consists of three systems of music in treble clef, 6/8 time, with a key signature of one sharp (F#). Each system includes a melodic line and a corresponding set of fingerings and chords.

System 1: Chords G, D, D, C, G, D, G. Fingerings include L5, L3, L5, L5, R1, L9, L5, L7, L3, L3, L3, L7, L7, L4, L3, L3, L5, L5, R1, L5, R2, R6, L10, L9, L7, L5, L5, L5.

System 2: Chords G, D, G, D, G. Fingerings include R1, L10, R6, R7, R7, R6, R6, R6, L10, R7, L10, L10, L10, R6, R6, L10, R6, R7, R7, R6, R6, R6, L10, L9, L7, L5, L5, L5.

System 3: Chords G, C, G, D, G, C, G, D, G. Fingerings include L5, R1, L9, L10, R1, L5, L7, L3, L3, L7, L7, L7, R1, L9, R1, L10, R1, L10, R6, L10, L9, L7, L5, L5, L5.

>>

Book: O'Neill's 918

Source: O'Neill's 918

Transcription: Transcribed by Tom Keays (htkeays@mailbox.syr.edu)

Transcription, arrangement, chords: Mike Long

Blue Bonnet's Jig

Jig

(Ireland)

The musical score for "Blue Bonnet's Jig" is presented in two staves. The key signature is G major (one sharp) and the time signature is 6/8. The first staff contains the first six measures, and the second staff contains the remaining six measures. Chord names (A, D, E) are placed above the notes to indicate the harmonic structure. Below the notes, detailed fingering instructions are provided, using letters L (left hand) and R (right hand) with numbers 1-5 and 'a' for accents, and arrows indicating the direction of finger movement.

Book: O'Neill's 1064 my arr.

Source: O'Neill's 1064

Transcription: Transcription: Henrik Norbeck, chords: Mike Long

Transcription, arrangement, chords: Mike Long

>>

Bobby Casey's

Jig

(Ireland)

The musical score is presented in three staves, each with a treble clef and a key signature of one sharp (F#). The time signature is 6/8. The music consists of a single melodic line with various rhythmic patterns. Above the notes, chords are indicated: Am, G, C, and G. Below the notes, specific fingerings are provided using letters L (left hand) and R (right hand) with numbers 1-5, and arrows indicating the direction of the stroke (up or down).

Staff 1: Chords: Am, G, Am, C, G, Am, G, Am, C, G, Am. Fingerings: L9 L5 R1 L5, L4 L5 L4 L5, L9 R1 L10 L10, L10 R6 L10, L9 L5 R1 L5, L4 L5 L4 L5, L9 R1 L10 L5, R1 L5 L5.

Staff 2: Chords: C, Am, G, Am, Am, G, C, Am, G, C, G, Am. Fingerings: L9 R1 L10 L10, L10 R7 R6 L10, L10 R6 R7 R7, R7 R7 R6 L10, L9 R1 L10 L10, L10 R7 R6 L10, L9 R1 L10 L5, R1 L5 L5.

Staff 3: Chords: C, Am, G, Am, Am, G, C, G, C, G, Am. Fingerings: L9 R1 L10 L10, L10 R7 R6 L10, L10 R6 R7 R7, R7 R7 R6 L10, L10 R7 R7, R6 L10 R6 L10, L9 R1 L10 L5, R1 L5 L5.

Book: Music from Ireland Vol. 3
 Source: Music from Ireland Vol. 3
 Transcription: Transcription, chords: Mike Long



Boiled goats' milk

Jig

(Ireland)

The musical score is written in G major (one sharp) and 6/8 time. It consists of two staves of music. The first staff begins with a treble clef and a key signature of one sharp (F#). The second staff begins with a repeat sign. Chords are indicated above the notes, and fingerings are indicated below the notes using letters L (left hand), R (right hand), and numbers 1-5. Some notes have arrows indicating up or down strokes.

Staff 1 Chords: G, C, D, C, G, D, G, C, D, G, D, G

Staff 2 Chords: G, D, G, G, D, G, (D), G, D, G, G, D, G

Book: O'Neill's 884

Krassen O'Neill's p38

Source: O'Neill's 884

Transcription: Transcription, slight arr., chords:Mike Long

>>

Bold John O'Leary

Jig

(Ireland)

Chords for first staff: G A D

Chords for second staff: G A D A A D D A D

Fretting patterns for first staff:

- R7 ↑
- R6 L10 ↓
- R1a L5 ↓
- L7 L3 ↑
- L7 L3 L7 ↑
- L7 L3 L10 ↑
- R6 R6 ↓
- L10 R6 ↑
- R6 L10 ↑
- R1a L5 ↓
- R1a L5 L7 L3 ↓
- L3 L7 ↑
- L10 R6 ↑
- R6 L10 L10 ↓

Fretting patterns for second staff:

- R6 ↑
- R7 L10 R7 ↑
- R7 R7 R6 ↓
- R6 R6 R6 R6 ↓
- R6 L10 R1a L5 ↓
- L7 L4 L10 L10 ↑
- L10 R1a L10 ↑
- R6 L10 R1a L5 ↑
- L5 R2 L10 ↑

Book: O'Neill's 1055

Source: O'Neill's 1055

Transcription: Transcription: Henrik Norbeck, minor arr., chords:Mike Long

>>

Bonny Doon

Jig

The image shows a musical score for a jig in G major, 6/8 time. It consists of two staves of music. Above the notes, chords are indicated: G, G D, G C, G D, G, G D, G C, D G on the first staff; and G, C D, G, G D, G C, D G on the second staff. Below the notes, detailed fingerings are provided using letters R (Right hand), L (Left hand), and numbers 1-5, with arrows indicating the direction of the stroke (up or down).

Book: Kerr's Fourth p28

Source: Kerr's Fourth p28

Transcription: Transcription, chords:Mike Long

>>

The Book of Rights

Jig

(Ireland)

The musical score is written in treble clef with a key signature of one sharp (F#) and a 6/8 time signature. The melody is divided into two systems, each with four measures. Above the notes, chords are indicated: D, G, D, A, D in the first system, and D, G, D, A, D, A, D, G, D, A, D in the second system. Below the notes, fingerings are indicated with numbers 1-5 and letters L (left hand) and R (right hand), along with arrows showing the direction of movement (up or down).

Book: O'Neill's 793

Source: O'Neill's 793

Transcription: Transcription:Stephen Foy, chords:Mike Long

>>

The Bouchaleen bawn

Jig

(Ireland)

Am Am C Em G Am Am C Em G Am

L5 L4 L5 L5 L4 L5 L5 L9 L10 L10 R6 L10 R1 L5 R1 L5 L3 L4 L5 L5 L4 L5 L5 L9 L10 L10 R6 L10 R1 L5 R1 L5

Am G Em G Am Am C Em G Am

R2 L10 R7 R7 R7 R7 R7 R6 L10 L10 R7 L10 R1 L5 L5 L3 L4 L5 L5 L4 L5 L5 L9 L10 L10 R6 L10 R1 L5 R1 L5

Book: Roche 1 n120

Source: My arrangement from Roche- mdl

Transcription: Transcription, arrangement, chords:Mike Long

>>

The boys of Clones

The butcher's march

Jig

(Ireland)

The musical score is presented in two staves. The first staff contains the first eight measures of the jig, and the second staff contains the final four measures. Above the first staff, the chords are: D, A, D, D, A, G, D, A, D, G, D, C, G. Above the second staff, the chords are: G, D, G, D, G, D, C, G. Below each staff, there are detailed fretting instructions for the guitar, including fingerings for the right hand (R) and left hand (L) and directions for strumming (up and down strokes).

Book: O'Neill's 867

Kerr's Fourth p24

Source: My arrangement from various sources

Transcription: Transcription, arrangement, chords: Mike Long

>>

The boys of the town

Jig
APB Brendan Mulvihill

(Ireland)

Chords: G, G, C, G, D, G, G, (C)

Chords: 1 G D G, 2 G D G, G, Am, Em/C

Chords: C/E, G, D, C, D, 1 G, 2 G

Fingerings: R6 L10, R1 L5, R1 L5 L4 L5 L5 L9, R1 L10 L5 R1 L5, L5 R1 L10 L10 R6, R6 L10 R1 L5, R1 L5 L4 L5 L5 L9, R1 L5 L5, R1 L5 L5 L10, R1 L9 R1, R1 L5 L5 L9, L10 R6 R6, L10 R7 L10 R7, R7 R7 L10, L10 R6 L10, R6, L10 R6, L10 R7 R7, R7 R7 L10, L10 R6 L10, R6, L5 R1 L10 R6 R6, R7 R6 L10 R6 R6, L10 R1 L5 L5 L5, R1 L5 L7 L5 R1 L9, R1 L5 L7 L5

>>

Book: Roche 1 n118- almost identical
 Source: Mulvihill/Long The Morning Dew
 Discography: Mulvihill/Long The Morning Dew
 Transcription: Transcription, chords:Mike Long

Brian O'Lynn 1

The cockled old man

Jig

(Ireland)

The musical score consists of two staves of music in 6/8 time, key of D major. The first staff contains the first line of music with chords: Am, Em, Am, Em, Am, Em, C, Dm, Am. The second staff contains the second line of music with chords: C, F, Am, G, Em, Am, Dm, Am, Em, Am. Fingerings are indicated by numbers 1-5 and letters R/L for right and left hands, with arrows showing up and down strokes.

Book: O'Neill's 881

Roche 1 n127

Source: My arrangement from various sources

Transcription: Transcription, arrangement, chords:Mike Long

>>

Brian O'Lynn 2

Jig

(Ireland)

D A D A D A G D G D

L5 ↑ R2 L10 L10 L5 ↓ L5 R1 L5 R1a ↓ L10 L10 R1a ↓ R6 L10 R6 ↓ L10 L10 L5 ↓ L5 R1 R6 R6 ↑ L5 R6 R6 ↓ R6 L10 L10 L5 ↓ R1 L10 L10 ↑ L5 L7 ↓ L10 L10 L5 ↓ L10 L10 L5 ↓ L5 R1 R6 R6 ↑ L5 ↓ ↓ R6 L10 L10 L5 ↓ R1 L10 L10 ↓ ↓

D A D D A D G D

L8 ↑ L10 R7 R6 ↓ R6 R7 L10 ↓ R1a L10 R1a ↓ R2 R6 R7 L10 R6 R7 L5 ↑ R7 R6 ↑ R7 R7 ↑ R2 R6 R7 L10 R1a L10 R6 ↓ L10 L10 R6 ↓ R6 L10 L10 L5 ↓ R1 L10 L10 ↓ ↓

Book: Kerr's First p38

Source: Kerr's First p38

Transcription: Transcription, chords:Mike Long

>>

The brides favorite

O'Brian's

Jig

Chord progression: G D G D G G D G D G C G D G D G C G C G D

Source: Mike Long

Discography: Steeleye Span Below the Salt

Transcription: Transcription, arrangement(?), chords:Mike Long

>>

The burnt old man

Jig

(Ireland)

See also: The Campbells are coming

Chords: D, A, D, D, G, A

Fingering: L3 R1 L7, L7 L7 L4, L3 R1 L7, L4 L4 L4, L3 L7 L5 L3, L3 L5 L10, R6 L10, R1 L10, L5 L7 L4
 ↑ ↑ L5 L3, ↑ ↑ ↓, ↑ L7 L5 L3, ↓ ↓ L7, ↑ ↑ R1 L7, ↑ L7 R2 ↑, ↑ ↑ L10 ↑ ↓ R1, ↑ ↑ L3

Fingering: L10 L10 L10, L5 L5 L7, R2 L10 L10, R6 L10 R1, R2 R1a L10 R6, L5 L5 L10, R6 L10, R1 L10, L5 L7 L4
 ↓ R1a L10 R6, ↑ R1 L5 L5, ↓ ↑ L10 L10, ↑ ↑ L10 L5, ↑ ↓ L10 L10, ↑ L7 R2, ↑ ↑ L10 ↑ ↓ R1, ↑ ↑ L3 L3

Arr. O'Neill's

Chords: D, A, D, D, G, A

Fingering: L3 L7 L5 L7, L3 L5 L4, L3 L5 L7, L7 L4 L4 L7, L3 L7 L8 L3, L3 L5 L10, R6 L10, L9 R1a, L8 L7 L4 L3
 ↑ ↑ L5 L7, ↑ L7 L7 ↓, ↑ L7 L5 L3, ↑ ↓ L4 ↑, ↑ ↑ L10 L7, ↑ L7 R2 ↑, ↑ ↓ R1 ↓ ↓ L10, ↑ ↓ L3 ↑

Fingering: L3 L10 L10 L7, R1 L5 L5, R1 L10 L10 R6, R6 L10 R1, L5 L9 L10 R6, L3 L5 L10, R6 L10, L9 R1a, L8 L7 L4
 ↑ ↓ L10 L8, ↑ L5 L5, ↑ ↑ L10 R6, ↑ ↓ R1 L5, ↑ ↓ R1a L10, ↑ L7 R2, ↑ ↓ R1 ↓ ↓ L10, ↑ ↑ L3 L3

>>

Book: O'Neill's 91

Source: Arr. 1 Seamus Creagh/Aidan Coffey

Arr. 2 O'Neill's 91

Discography: Seamus Creagh/Aidan Coffey

Transcription: Transcription, chords: Mike Long

The bush on the hill

The lowdown jig

McGlinchy's

Jig

The musical score is written in G major (one sharp) and 6/8 time. It consists of two staves of music. The first staff begins with a treble clef, a key signature of one sharp (F#), and a 6/8 time signature. The melody is written in eighth notes. Above the notes are chords: G, C, D, C, G, C, D, G. Below the notes are fingerings: L3 ↑ L2 ↓, L2 L3 L3 ↓ ↑ L2 ↓, L5 L5 L10 ↓ L7 R1 R6 ↑ ↓ ↓ ↓ ↓ ↓, L10 L9 R1 L9 ↑ L10 ↑ ↑ L5 ↓ ↓ ↓ ↓ ↓ ↓, R1 L5 L4 L2 ↑ ↓ L4 L3 ↓ ↓ ↓ ↓ ↓ ↓, L2 L3 L3 ↓ ↑ L2 ↓, L5 L5 L10 ↓ L7 R1 R6 ↑ ↓ ↓ ↓ ↓ ↓, L10 L9 R1 L9 ↑ L10 ↑ ↑ L5 ↓ ↓ ↓ ↓ ↓ ↓, R1 L5 L5 ↑ ↓ L7 ↓. The second staff begins with a repeat sign and continues the melody. Above the notes are chords: G, C, G, C, G, D, G, C, G, C, D, G. Below the notes are fingerings: R2 ↑ R1 ↓, L5 R1 R6 R6 ↓ ↑ L10 R6 ↓ ↓ ↓ ↓ ↓ ↓, L10 L10 L10 L5 ↑ L9 ↓ R1 ↑ ↑ ↑ ↑ ↑ ↑, L9 R1 L10 L5 ↑ ↑ L9 ↓ R1 ↑ ↓ ↓ ↓ ↓ ↓, R1 L5 L5 L5 ↑ ↑ L5 R1 ↑ ↑ ↑ ↑ ↑ ↑, L5 R1 R6 R6 ↓ ↑ L10 R6 ↓ ↓ ↓ ↓ ↓ ↓, L10 L10 L10 L5 ↑ L9 ↓ R1 ↑ ↑ ↑ ↑ ↑ ↑, L9 R1 L10 L5 ↑ ↑ L9 ↓ L9 ↑ ↑ ↑ ↑ ↑ ↑, L5 L5 L5 ↑ ↓ L7 ↓.

Transcription: Henrik Norbeck?, chords: Mike Long



Buttermilk Mary

Jig

(Ireland)

The musical score for 'Buttermilk Mary' is presented in two staves. The key signature is G major (one sharp) and the time signature is 8/8. The first staff begins with a treble clef and a key signature of two sharps (F# and C#), which is likely a typo for G major. The melody is written in a single line. Above the notes, chords are indicated by letters: A, D, A, E, A, D, A, D, E, A. Below the notes, fingerings are indicated by numbers 1-5 and letters L (left hand) and R (right hand), with arrows showing the direction of the finger movement. The second staff continues the melody with chords A, D, E, A, E, D, E, A, E, A. Fingerings are also indicated below the notes.

Book: O'Neill's 1002

O'Neill's 1002

Transcription: Dan G. Petersen, chords: Mike Long

>>

Calliope House

Jig

Dave Richardson (USA)

The musical score for 'Calliope House' is presented in four systems, each with a treble clef and a key signature of three sharps (F#, C#, G#). The chords and fingerings are as follows:

System 1: Chords: E, A, (B), E, E, BM7. Fingerings: R1, L10, R1, R1, R6, R1, R1, R1a, R6, L10, R6, R3a, R1a, L9, R1a, R1, L9, L10, R3a, R3a, L10, R6, R6.

System 2: Chords: E, A, (B), E, E, B, E. Fingerings: L10, R1, R1, R6, R1, R1, R1a, R6, L10, R6, R3a, R1a, L9, R1a, R1, L5a, L9, R1a, R6, R3a, R3a, R6, R1a, L10, L10, R7.

System 3: Chords: E, A, (B), E, BM7. Fingerings: R7, R3a, R7, R6, R7, R7, R7, R3a, R3a, R6, R3a, R6, R1a, L9, R1a, R1, L5a, L9, R1a, R6, R3a, R3a, L10, R6, L10, R7.

System 4: Chords: E, A, (B), E, E, B, E. Fingerings: R7, R3a, R7, R6, R7, R7, R7, R3a, R3a, R6, R3a, R6, R1a, L9, R1a, R1, L5a, L9, R1a, R6, R3a, R3a, R6, R1a, L10, L10.

>>

Source: ~jc/music/

The Portland Collection

Transcription: Transcription, slight rearrangement, chords: Mike Long

The Campbells are coming

Hob nob

Jig

(Scotland)

The musical score is written in G major (one sharp) and 6/8 time. It consists of two staves of music. The first staff begins with a repeat sign and contains 12 measures. The second staff also begins with a repeat sign and contains 12 measures. Chords are indicated above the notes: G, D, G, (C), (D), G in the first staff; and G, C, G, (C), (D), G in the second staff. Fingerings are indicated by numbers 1-5 and letters L (left) and R (right) with arrows showing the direction of the finger movement.

Book: Riley's Flute Melodies 2 n307

Kerr's First p32

Source: Kerr's First p32

Transcription: Transcription, chords: Mike Long

>>

Carraroe

Jig

(Ireland)

D A D G A

L3 L4 L7 L5 R2 L10 R1 L5 L5 L10 R7 L10 L7 L3 L4 L7 L5 R2 L10 R1 L10 L5 L5 R2 L7 L3
 ↑ ↓ L3 ↑ ↑ R6 L10 ↑ L7 R2 R6 ↑ R6 L10 ↑ ↓ L3 ↑ ↑ R6 L10 ↓ R1 L7 ↑ L5 L4 ↑
 ↑

D G D G D G (A)

L10 R7 R6 R7 R6 L10 R1 L10 R7 R6 R7 R6 L10 R6 L10 R7 R6 R7 R6 L10 R1 L10 L5 L5 R2 L5 L4
 ↓ R6 R7 R7 ↓ ↓ L10 L10 ↓ R6 R7 R7 ↓ ↓ L10 R6 ↓ R6 R7 R7 ↓ ↓ L10 L10 ↓ R1 L7 ↑ ↑ L7 L3
 ↑ ↑ ↑ ↑ ↑ ↓ ↓ ↓ ↓ ↓ ↓ ↓ ↓ ↓ ↓ ↓ ↓ ↓ ↓ ↓ ↓ ↓ ↓ ↓

Book: Music from Ireland Vol. 3

Source: Music from Ireland Vol. 3

Transcription: Transcription, chords: Mike Long

>>

Castletown Connors

Paddy Carty's

Jig

(Ireland)

The image shows a musical score for a jig in D major. It consists of two staves of music. The first staff has a key signature of one sharp (F#) and a time signature of 6/8. Above the staff, the chords are: Em, D, G, D, G, Em, D, C. Below the staff, the fingerings are: R1 ↑, R1 ↑ L10 L9 L10 ↑ L10 R1a ↑ ↓ ↓ ↓, L8 R1 L7 L3 ↑ ↑ L5 L4 ↓ ↓ ↓ ↓, L5 L7 L5 L5 ↓ ↓ L5 ↑ ↑, R1 L5 L9 L10 ↑ ↑ ↓ R1a ↓ ↓, R1 L10 L9 L10 ↑ ↑ L10 R1a ↑ ↓ ↓ ↓, L8 R1 L7 L3 ↑ ↑ L5 L4 ↓ ↓ ↓ ↓, L3 L5 L5 ↑ L7 R2 L7 ↑ ↑ ↑ ↑, L7 L4 L4 ↑ ↓ L4 ↓ ↓.

The second staff has a key signature of one sharp (F#) and a time signature of 6/8. Above the staff, the chords are: Em, Em, D, Em, G, Em, Em, D, D, C. Below the staff, the fingerings are: R1 ↑, R1 L4 L5 ↑ ↓ L7 L5 ↑ ↓ ↓ ↓, R1 L5 L7 L4 ↑ ↑ L5 ↑ ↓ L3 ↓ ↑, R1 L4 L5 ↑ ↓ L7 L5 ↑ ↓ ↓ ↓, R1 L5 R1 L10 ↑ ↑ ↑ L10 ↑ ↑, R1 L4 L5 ↑ ↓ L7 L5 ↑ ↓ ↓ ↓, R1 L5 L7 L4 ↑ ↑ L5 ↑ ↓ L3 ↓ ↑, L3 L7 R2 L7 ↑ ↑ L5 L5 ↑ ↑ ↑ ↑, L7 L4 L4 ↑ ↓ L4 ↓ ↓.

Source: irishf~4.abc ??

Transcription: Transcription:??, chords:Mike Long

>>

Cherish the ladies

(Ireland)

Jig
Often played as 2 parts (A & B)

The musical score consists of six staves of music. Each staff begins with a treble clef, a key signature of one sharp (F#), and a 6/8 time signature. The music is a jig, characterized by its rhythmic pattern. Above each staff, guitar chords are indicated: D, Em, G, A, D, G, A, D, D, A, D, Em, G, A, D, A, D, G, A, D, D, A, G, A, D, G, D, A, G, A, D, D, A, G, G, A, D, G, D, A, G/D, A, D, D, G, D, A, D, G, D, A, D, A. Below each staff, a fretting diagram is provided, showing fingerings for the left hand (L1-L5) and right hand (R1-R7) for each note. The diagrams use numbers 1-5 for fingers and letters L/R for left/right hand. Arrows indicate the direction of the stroke (up or down). Some diagrams include a '3' indicating a triplet.



Book: Roche 1 n88

O'Neill's 730

Source: O'Neill's

Transcription: Transcription:mvhplank, Rearrangement, chords:Mike Long

Christy Barry's 1

Jig

The image shows a musical score for 'Christy Barry's 1', a jig in the key of D major (one sharp). The score is written on three staves of music. Above the notes, chords are indicated: G, D, C, D, G, D in the first staff; C, (G), D, G, G, D, C in the second staff; and D, G, D, C, (G), D, G in the third staff. Below the notes, specific fingerings are provided using letters L (left hand) and R (right hand) with numbers 1-5, and symbols for up (↑) and down (↓) strokes. Some notes have a tilde (~) above them, indicating grace notes. The second and third staves include first and second endings, marked with '1' and '2' respectively. The piece concludes with a double bar line and repeat dots.

>>

Source: Kevin Crawford, D Flute Album
 Multi web abc's
 Transcription: Transcription:??, chords:Mike Long

Christy Barry's 2

Jig

Chord sequence: G D C D G D C | 1 D | 2 D

Chord sequence: G D C D G D C | 1 D | 2 D (G)

Source: Kevin Crawford, D Flute Album
 Multi web abc's
 Transcription: Transcription:??, chords:Mike Long



Cleveland Park

Jig

Ivan Drever

The musical score consists of six systems, each with a treble clef and a key signature of one flat (B-flat). The time signature is 6/8. Each system contains a melodic line with corresponding chords and fingerings indicated by letters (L1-L8, R2) and arrows (↑ for upstroke, ↓ for downstroke).

System 1: Chords: Dm, Bb, G, C. Fingerings: L6 L3 L4 L4 L4 L3, L2a L3 L4 L4 L4 L3, L2 L3 L4 L4 L4 L3, L4 L4 L5 L4 L4 L3.

System 2: Chords: Dm, Bb, C, C, Dm. Fingerings: L6 L3 L4 L4 L4 L3, L2a L3 L4 L4 L4 L3, L4 L4 L5 L4 L3 L5, L5 L4 L4 L3.

System 3: Chords: Dm, Gm, Dm, Bb, Dm, Dm, A. Fingerings: L3 L4 L5 R2 L5 L4, L5 L8 L5a L8 L4 L3, L2a L3 L4 L6 L3 L4, L4 L4 L7 L3a L7 L4.

System 4: Chords: Dm, Gm, Dm, Bb, Dm, A, Dm. Fingerings: L3 L4 L5 R2 L5 L4, L5 L8 L5a L8 L4 L3, L2a L3 L4 L6 L4 L4, L4 L7 L3a L7 L3 L3.

System 5: Chords: Dm, Gm, Dm, Bb, Dm, Dm, A, Dm, Bb. Fingerings: L3 L4 L5 R2 L4, L5 L8 L5a L8 L4 L3, L2a L4 L6 L3 L4, L4 L4 L7 L3a L4, L6 L3 L4 L4 L4 L3, L2a L4 L4 L4 L3.

System 6: Chords: C, C, Dm. Fingerings: L4 L4 L5 L4 L3 L5, L5 L4 L4 L3.

>>

Source: Nottingham Music Database

Discography: Wolfstone

Transcription: Transcription:??, Mike Long, chords: Mike Long

The cliffs of Moher

Jig

(Ireland)

The image shows three systems of musical notation for the jig 'The cliffs of Moher'. Each system consists of a treble clef staff with a key signature of one sharp (F#) and a 6/8 time signature. The music is written in a single melodic line. Below each staff are chord symbols and fingerings. The first system has four measures with chords Am, G, Am, and G. The second system also has four measures with chords Am, G, Am, and G. The third system has four measures with chords Am, G, F, and G. Fingerings are indicated by numbers 1-5 and arrows for up and down strokes.

>>

Book: O'Neill's 861

Source: Richard Robinson's web page/abc file

Transcription: Transcription:Richard Robinson(?), minor arr., Chords:Mike Long

Close to the floor

Father Tom's wager

Jig

(Ireland)

Chords: G D G G C D G D G G D G

Fingerings:
 R1 L10 L10 R1 L5 L4 L5 L3 L2 L2 L5 L10 L9 R1 L5 R1 L10 L10 R1 L5 L4 L5 L3 L2 L2 L5 L10 R1 L4 L5
 ↑ L9 ↓ R6 L10 L5 ↑ ↓ L7 ↓ ↑ L2 ↓ ↓ L3 R1 ↑ ↑ L9 ↑ ↑ L9 ↓ R6 L10 L5 ↑ ↓ L7 ↓ ↑ L2 ↓ ↓ L3 R1 ↓ ↓ L7 ↓

Chords: G D G D G D G C G D G

Fingerings:
 R2 R1 L10 R7 R6 R6 L10 L9 L7 L3 L5 L7 L5 L5 R1 L5 R1 R1 L10 R7 R6 R6 L10 R1 L9 L10 L10 L5 L5 L4 L5
 ↑ L9 ↑ ↓ R6 R7 ↑ ↑ L10 L5 ↑ ↓ L5 ↑ ↑ L5 ↓ ↑ R1 ↑ ↑ L9 ↑ ↓ R6 R7 ↓ R6 L10 L5 ↑ ↑ L9 ↓ R1 ↑ ↓ L7 ↓

Book: O'Neill's 1005

Krassen O'Neill's p52

Kerr's Second p31

Source: Mike Long

My arrangement from various sources

Transcription: Transcription, arrangement, chords:Mike Long

>>

The cock o' the north

(Scotland, Ireland)

Jig

See also: Chase me Charlie (slide)

The musical score consists of three staves of music in G major, 6/8 time. The first staff has a key signature of one sharp (F#) and a common time signature. The chords are G, G (C), G, D, G, G (C), G, D, with first and second endings for the final G and D. The second staff has chords G (C), G (C), G, D, G (C), G (C), G, D, G, D. The third staff has chords G (C), G (C), G, D, G, G, C, G, D, G. Fingerings are indicated by numbers 1-5 and letters R (right hand) and L (left hand) with arrows for direction.

Book: Kerr's Second p34

The Fiddle Music of Scotland

Source: My arrangement from various sources

Transcription: Transcription, arrangement, chords:Mike Long

>>

Coleraine

Jig

The image shows a musical score for a jig titled 'Coleraine'. It consists of two staves of music in 6/8 time. The first staff has a key signature of one flat (B-flat) and a common time signature. The second staff has a key signature of one sharp (F#) and a common time signature. Chords are written above the notes, and fingerings are indicated by numbers 1-5 and letters L (left hand) and R (right hand) with arrows showing the direction of the finger movement.

Staff 1 Chords: Am, E, Am, E, Am, E, Am, E, Am

Staff 2 Chords: C, G, Am, E, Am, E, Am, Dm, Am, E, Am

Book: Kerr's Fourth p26

Source: Pubscouts (= Kerr's)

Transcription: Transcription:?, chords:Mike Long

>>

Come in from the rain

Jig

(Ireland)

The image shows a musical score for a jig in 6/8 time, titled "Come in from the rain". It consists of two staves of music. The key signature is one sharp (F#), and the time signature is 6/8. The first staff contains the first line of music, and the second staff contains the second line. Above the notes, guitar chords are indicated: Em, D, Em, D, Em, D, Em. Below the notes, fretting instructions are provided, including fingerings for the left hand (L) and right hand (R) using numbers 1-10 and letters L/R, and arrows indicating up and down strokes.

Book: O'Neill's 1104

Source: O'Neill's 1104

Transcription: Transcription:henrik.norbeck, Mike Long chords: Mike Long

>>

The Connachtman's rambles

Jig

(Ireland)

Chords: D A D G D A

Chords: G D (A) G D

Chords: A D (A) G D (A)

Fingerings: R1 L5 L5, L7 L5 L5 R2 L5 L5, R1 L5 L5 R2 L5 L5, L7 L5 L5 L5 R6 L10, L10 R1 R1 L5 L5, L7 L5 L5 R2 L5 L5, R1 L5 R1 L10 R6, R6 R6 L10 R6 L10, L10 R1 R1 L5 L5, R2 R1 R1 R1 R3, R6 R7 R7 R6 R7 R7, R6 L10 L10 R6, R6 R7 R7 R6 R7 R7, R6 L10 L10 R6, R6 R6 L10 R6 L10, L10 R1 R1 R3, L10 R1 R1 R1 L5 L5, R6 L10 L10 R6, R6 R7 R7 R6 R7 R7, R6 L10 L10 R6, R6 R6 L10 R6 L10, L10 R1 R1 R3, L10 R1 R1 R1 L5 L5

>>

Book: O'Neill's 1003

Source: Mike Long

Transcription: Transcription, arrangement, chords: Mike Long

Connie the soldier

The humours of Abbeyseale

Jig

(Ireland)

Chords: A G A G A D

Fingerings for first staff:
 A: L4 L5 L5 R2 (↓ ↑ L5 ↑), R1a L5 L7 (↓ L5 L4 L3 ↑), L3 L5 L3 L4 (↑ ↓ L5 L4), L3 L5 L4 (↑ L5 L5 L3), A: L4 L5 L5 R2 (↓ ↑ L5 ↑), R1a L5 L7 (↓ L5 L4 L3 ↑), G: L4 L7 L5 L5 (↓ ↑ L5 ↑ ↓ L4), D: L4 L3 L3 (↓ ↑ L3 ↑)

Chords: D A D G A D

Fingerings for second staff:
 D: L10 (↓ L10 ↑), R6 L10 L10 L10 (↑ ↓ L10 L10), R6 L10 L10 (↑ L10 L10), R6 L10 L10 (↑ L10 L10 L10), A: R1a L5 R2 (↓ L5 L5 L10 ↑), D: R6 L10 L10 L10 (↑ ↓ L10 L10), R6 L10 L5 (↑ L10 L8 ↑), G: L3 L7 L5 L5 (↑ ↑ L5 ↑ ↓ L4 ↓), A: L4 L3 L3 (↓ ↑ L3 ↑)

Book: O'Neill's 794

Source: O'Neill's 794

Transcription: Stephen Foy, chords: Mike Long

>>

Courtney's favorite

Jig

(Ireland)

The musical score consists of three systems of music, each with a treble clef and a key signature of one sharp (F#). The first system contains 10 measures with chords: Em, Em, D, Em, C, D, Em, C, D, C, G, D. The second system also contains 10 measures with the same chord sequence. The third system contains 8 measures with chords: D, G, D, G, D, A, G/D, G. Fingerings are indicated by numbers 1-5 above notes and arrows (up/down) below notes. Some notes have a tilde (~) above them, indicating a grace note.

Book: O'Neill's 798

Source: O'Neill's

Transcription: Transcription: Stephen Foy, chords: Mike Long

>>

The Cuil Aodha jig

Jig

G D G G C D G D
 R6 R6 R6 L10 L9 L5 R2 L5 L5 R1 L9 L10 R1 L9 L5 L5 L7 L4 L3 L9 R1 L5 L5 L5 L7 L5 L5 R6 R6 R7
 C D | 1 G | 2 G | G D G C
 R6 R6 L10 L9 L5 R2 L5 L5 L5 L5 R6 L5 L5 L5 L5 R1 L9 L10 R6 R6 R6 R6 R7 L10 R6 R6 R7 R6 R6 L10 L9 L10
 D G D C D | 1 G | 2 G |
 L9 L5 L5 L7 L5 L5 L5 R6 R6 R6 R6 R7 L10 R6 R6 R7 R6 R6 L10 L9 L5 R2 L5 L5 L5 L5 R1 L9 L5 L5 L5 L5 R6

>>

Source: Wind Among the Reeds, Tommy Keane & Jacqueline McCarthy

Transcription: Naka Ishii

Transcription: Naka Ishii(?), Henrik Norbeck(?), arrangement, chords: Mike Long

The curlew

Jig

The musical score for 'The Curlew' jig is presented in three staves. Each staff contains a sequence of chords and corresponding footwork instructions. The chords are: D, G, D, A, D, G, A (Staff 1); D, A, D, A, D, A, G, A (Staff 2); G, G, A, G, A, G, G, A, G, A (Staff 3). The footwork instructions consist of letters (L, R, L10, R1, R2, R6, R7, R1a) and arrows (up and down) indicating the sequence of foot movements for each measure.

>>

Source: Richard Darsie's web page
 Transcription: Transcription, chords: Mike Long

Daniel O'Connell

Jig

The image shows a musical score for a jig in D major, 6/8 time. It consists of two staves of music. Above the first staff are chords: D, (A), G, A, D, (A), G, A, D. Above the second staff are chords: D, A, D, D, A, D, D, G, A, D. Below each staff are detailed fingering instructions for the left and right hands, using letters L, R, and numbers 1-10, with arrows indicating finger direction.

Source: Seamus Quinn, Fermanagh (fiddle)

Discography: From RTE 'The Pure Drop'

Transcription: Transcription:Bernie Stocks, chords:Mike Long

>>

The dear little island

Ap Shenkin

Jig

The musical score consists of two staves of music in 6/8 time, with a key signature of one sharp (F#). The first staff begins with a diamond-shaped ornament. The chords for the first staff are G, C, G, D, G, C, G, D, G. The second staff begins with a diamond-shaped ornament and ends with one. The chords for the second staff are G, D, C, G, C, G, D, G, D, C, D, G, C, D, C. Fingerings are indicated by numbers 1-5 and letters L (left) and R (right) with arrows showing the direction of the stroke.

Book: Kerr's Third p29, essentially identical

O'Neill's 1831

Source: O'Neill's 1831

Transcription: Bob Safranek, minor arr., chords: Mike Long

>>

Doctor O'Neill

Jig

(Ireland)

The musical score consists of five systems of music, each with a treble clef staff and a key signature of one sharp (F#). The time signature is 6/8. Each system includes a sequence of chords and corresponding fingerings for the left and right hands.

System 1: Chords: D, Em, G, D, A, D, Em, G, D. Fingerings include L5, R2 L10 L8 L3, L4 L7 L5, R1 L5 L9 L10, L8 L5 L4 L5, R2 L10 L8 L3, L4 L7 L5, R1 L5 L9 L10, L8 L7 L3.

System 2: Chords: D, A, D, D (G), D, A, D, A, D, D, G, D. Fingerings include L5, R2 L10 R1a L8, L10 L10 R1a, L5 L7 L9 R1a, L8 L5 L4 L5, R2 L10 R1a L8, L10 L10 R1a, L5 L7 L9 R1a, L8 L7 L3.

System 3: Chords: D, G, D, A, D, G, D, A, D. Fingerings include R6, R6 L10 R7 L10, L10 L10 L10, R6 R7 R6 R7, R6 L10 R6, R6 L10 R7 L10, L10 L10 L10, R6 R7 R6 R7, L10 R1a L10.

System 4: Chords: D, A, G, D, D, D, A, D, A, G, D, D, G, D. Fingerings include R6, R6 L10 L10 L10, L10 L9 L5 L7, L5 L7 L8 L10, L8 L5 L4 R6, R6 L10 L10 L10, L10 L9 L5 L7, L5 L7 L9 R1a, L8 L7 L3.

System 5: Chords: D, G, D, D, G, D, A, D, G, D, G, D. Fingerings include L4, L7 L5 L5 R1, L7 L5 L7 L3, L7 L5 L5 R1, L5 L5 L4 L3, L7 L5 L5 R1, L7 L5 L7 L3, R1 L5 L9 L10, L8 L7 L3.

>>

Book: O'Neill's 701

Source: O'Neill's 701

Transcription: Transcription, minor arr., chords: Mike Long

The eavesdropper

Jig

Chords: G C G D G C D G

Fingerings (Staff 1):
 L3 ↑ L5 R1 ↓ R1 L5 ↑ R1 L10 R1 ↑ L9 L10 L10 L5 ↑ R1 L5 L5 ↑ L5 R1 L5 ↓ R1 L10 R1 ↑ L9 L10 L10 L5 ↑ R1 L5 L5 ↑ R1 L5 L5 ↓

Chords: G D C G C G D G D C G C D G

Fingerings (Staff 2):
 R2 ↑ R6 R6 ↓ R7 R6 ↑ L10 R6 L10 ↑ L9 L10 L10 L5 ↑ R1 L5 L5 R6 ↑ R6 R7 ↓ R7 R6 ↑ L10 R6 L10 L5 ↑ L9 L10 L10 L5 ↑ R1 L5 L5 ↑ R1 L5 L5 ↓

Book: O'Neill's 715

Source: O'Neill's 715

Transcription: Transcription:A. LEE WORMAN, chords:Mike Long

>>

Ellis's jig

Jig

(Ireland)

Chords: G D G G F D G D G

Fingering (Staff 1):
 L3 ↑ L5 L5 R1 ↓ ↑ L5 L5 ↓ ↑ ↓ L9 L5 L7 ↑ ↑ ↑ L3 ↑ L5 L5 R1 ↓ ↑ L5 L9 ↓ ↑ ↑ L10 L9 ↓ R6 L9 ↓ ↓ ↑ L10 L10 R3 ↓ R6 ↑ L10 ↓ L9 L5 L7 ↑ ↑ L5 L5 ↓ ↑ ↑ R2 L10 L9 R1 ↑ ↑ L10 ↑ ↑ L5 ↑ L5 L5 ↓ ↓

Chords: G D G D F G F D G D G

Fingering (Staff 2):
 R2 ↑ R6 L10 L5 ↓ ↓ R1 ↑ ↓ L9 L5 L7 ↑ ↑ ↑ L3 ↑ R6 L10 R1a ↓ ↓ L9 ↓ L10 L10 R3 ↓ L10 ↑ L10 ↓ L10 L10 R3 ↓ R6 ↑ L10 ↓ L9 L5 L7 ↑ ↑ L5 L5 ↓ ↑ ↑ R2 L10 L9 R1 ↑ ↑ L10 ↑ ↑ L5 ↑ L5 L5 ↓ ↓

Book: Krassen O'Neill's p51

O'Neill's 998

Source: O'Neill's 998

Transcription: Transcription, chords: Mike Long

>>

Elsie Marley

Jig

(England, Scotland)
Northumberland

Chords: G F G C G F

Fingerings for first system:
 Measure 1: R1 L5 L5 L5 (↑ ↑ R1 ↓), L5 R6 L10 (↓ ↓ R6 L9), R1 R1 L5 (↑ L5 L5 ↓)
 Measure 2: L4 R3 L9 (↑ ↑ R3 L5), R1 L5 L5 L5 (↑ ↑ R1 ↓), R6 R7 R6 R1 (↓ ↑ R6 L10)
 Measure 3: L9 R7 R1 R3 (↑ ↑ L9 ↑ ↓ R1), L5 R3 L9 (↑ ↑ R3 L5)

Chords: G F G C G F

Fingerings for second system:
 Measure 1: R1 L9 L10 (↑ ↑ L10 ↓), L10 R6 L10 (↓ L10 R6 L9), R1 L9 L10 (↑ ↑ L10 ↓)
 Measure 2: L8 L5 R3 L5 (↑ R1 ↑ L9), R1 L9 L10 (↑ ↑ L10 ↓), L10 R6 L10 (↓ L10 R6 R1)
 Measure 3: L9 R7 R1 R3 (↑ ↑ L9 ↑ ↓ R1), L5 R3 L9 (↑ ↑ R3 L5)

Source: Richard Robinson

Transcription: Transcription:Richard Robinson(?), Chords:Mike Long

>>

The end of the day

Jig

(Ireland)

The musical score consists of two staves of music in G major (one sharp). The first staff contains the first line of the jig, and the second staff contains the second line. Chords are indicated above the notes, and fingerings are indicated below the notes with letters R (Right hand) and L (Left hand) and numbers 1-5, along with up and down arrows.

Staff 1:

- Measures 1-2: Chord G. Fingerings: R1 L5 L5 (up), up R1 L3 (down), up.
- Measures 3-4: Chord C. Fingerings: L5 L5 L5 L10 (down), up L5 R1 (down), down down down down.
- Measures 5-6: Chord (G). Fingerings: L9 R1 (up), up L5 (down), up L5 (down).
- Measures 7-8: Chord D. Fingerings: L5 R2 L10 L5 (up), up L10 L9 (down), up down up up.
- Measures 9-10: Chord G. Fingerings: R1 L5 L5 (up), up R1 L3 (down), up.
- Measures 11-12: Chord C. Fingerings: L5 L5 R1 (down), down L5 L5 L10 (down), down down down down.
- Measures 13-14: Chord G. Fingerings: R6 R6 L10 R1 (down), down L10 L9 (down), up.
- Measures 15-16: Chord D. Fingerings: L5 L7 L9 L5 (up), up L5 R1 (down), up up up up.

Staff 2:

- Measures 17-18: Chord G. Fingerings: R1 L10 L10 (up), down L10 L10 (down), down down down down.
- Measures 19-20: Chord C. Fingerings: L10 L10 L10 (down), down R1 R6 L9 (down), up down down down.
- Measures 21-22: Chord D. Fingerings: R1 L10 L10 (up), up L10 L10 (down), down down down down.
- Measures 23-24: Chord G. Fingerings: L10 L10 R7 R6 (up), up L9 (down), up up L10 (down).
- Measures 25-26: Chord C. Fingerings: R1 L10 L10 (up), down L10 L10 (down), down down down down.
- Measures 27-28: Chord G. Fingerings: L10 L10 L10 (down), down L10 L10 R6 (down), up down down down.
- Measures 29-30: Chord C. Fingerings: R6 R6 L10 R1 (down), down L10 L9 (down), up.
- Measures 31-32: Chord D. Fingerings: L5 L7 L9 L5 (up), up L5 R1 (down), up up up up.

Book: Krassen O'Neill's p45

O'Neill's 950

Source: O'Neill's 950

Transcription: Transcription: Tom Keays, chords: Mike Long

>>

The farewell

Jig

(Scotland, England)

The musical score consists of two staves of music in the key of D major (one sharp) and 6/8 time. The first staff begins with a D chord and contains 12 measures. The second staff begins with a D chord and contains 12 measures. Above the notes, guitar chords are indicated: D, G, A, D, G, A, D, D, A, G, D, A, D. Below the notes, fretting instructions are provided for each note, using letters L (left hand), R (right hand), and numbers 1-7, with 'a' for artificial harmonics. Arrows indicate the direction of the stroke (up or down).

Book: Aird's Airs and Melodies vol 2

Source: Richard Robinson

Transcription: Transcription:Richard Robinson(?),slight rearrangement, chords:Mike Long

>>

Farewell to Gurteen

Jig

(Ireland)

The musical score is written in D major (one sharp) and 6/8 time. It consists of two staves of music. The first staff contains the first line of the melody, and the second staff contains the second line. Chords are indicated above the notes, and fingerings are indicated below the notes with arrows and numbers (L for left hand, R for right hand, and a for accidentals).

Staff 1:

- Chords: D, D A, D, G A, D, D A, D G, A D
- Fingerings: L7 L3 L7 L5, R2 R6 L10 L5, L7 L3 L7 L7, L5 L4 L5 L7, L7 L3 L7 L5, R2 R6 L10 L5, R6 L10 R6 L10, L5 R2 L10

Staff 2:

- Chords: D, D A, D, A G, D, D A, A G, A D
- Fingerings: L10 R6 R6, L10 L10 L10 L5, R2 L5 L3, L10 L10 R6 R6, L10 L10 L10, L10 L5 L5 L7, L5 R1a R6 L10, L5 R2 L10

Book: Music from Ireland Vol. 3

Source: Music from Ireland Vol. 3

Transcription: Transcription, chords: Mike Long

>>

Fasten the leg in her

Jig

(Ireland)

The image shows a musical score for a jig in G major. It consists of two staves of music. The first staff has a key signature of one sharp (F#) and a 6/8 time signature. Above the staff are chords: G, D, C, D, G, C, A, D. Below the staff is footwork notation: L10, R1 R1 L5, L5 L10 L10, L5 L5 L5 L5, R1 L10 L10 L5, R1 R1 L5, L5 L10 R6, L10 R6 L10 R6, R6 L10 L10. The second staff has a repeat sign at the beginning. Above the staff are chords: G, D, C, D, D, C, D, G, D, C, D, D, A, D. Below the staff is footwork notation: L10, R6 R7, R6 R6, L10 L10 R6 L10, L5 R1 L5 L5, R1 L10 L10 R6, R6 R7, R6 R6, L10 L10 R6 L10, L10 R6 L10 R6, R6 L10 L10.

Book: Krassen O'Neill's p.35

O'Neill's 860

Source: O'Neill's 860

Transcription: Dan G. Petersen, minor arr., chords: Mike Long

>>

Father Dollard's favorite

Jig

(Ireland)

Chord sequence: D G D A D G A

Chord sequence: D G D A D G A

Book: O'Neill's 748

Source: O'Neill's

Transcription: Bob Safranek, chords: Mike Long

>>

Father Jack Walsh

Tatter Jack Walsh

To Cashel I'm going

Jig

(Ireland)

The musical score is written in G major (one sharp) and 6/8 time. It consists of two staves of music. The first staff contains the first two phrases of the jig, and the second staff contains the final two phrases. Chords are indicated by letters D, A, C, G above the notes. Fingering is indicated by letters R (right hand) and L (left hand) with numbers 1-5 and arrows indicating the direction of the stroke (up or down).

Book: O'Neill's 885

Kerr's First p39

Source: Kerr's First p39

Discography: Joe Burke & Charlie Lennon: Traditional Music of Ireland

Transcription: Transcription, chords:Mike Long

>>

Father Kelly's jig

Jig

(Ireland)

Chords: G D G G D G D D G G C D G D D D G

Fingerings: L3, L5 L7 L5 R1 L5 L5, L7 L4 L7 L5 L7 L3, L5 L7 L5 R1 L5 L5, R1 L9 R1 L9 L5 L7, L5 L7 L5 R1 L5 L5, L7 L4 L7 L5 L7 L3, L10, R1a, R6 L10, L9 L5 L7 L5, L5, R1 L10 L10, L10 L9 L10 L9, L9 L10 L10, L10 L9 L10 L9, L10 R7 L10 R6 L10 R7, R6 R6 L10 R6, R7 R6 L9 L5, R2 R1a R6 L10, L9 L5 L5, L5, R1 R1 L5, L7 L4 L7 L5 L7 L3, R1 R1 L5 L5, R1 L9 R1 L9 L5 L7, R1 R1 L5 L5, L7 L4 L7 L5 L7 L3, L10 R1a R6 L10, L9 L5 L7 L5, L10 L10, L10, L9 L5 L7 L5

>>

Source: Nottingham Music Database arr Phil Rowe
 "Cooking With Turf" Xerox
 My arrangement from various sources
 Transcription: Transcription, minor arr., chords: Mike Long

Father O'Flynn

The top of Cork Road

The rollicking Irishman

Jig

(Ireland)

Arr. Kerr's

D D A D G D A D D A D A D

L5 R2 L5 L3 L5 R2 L10 R1a L5 R2 R1a L10 R6 R6 L10 L10 L5 R2 L5 L3 L5 R2 L10 R1a L5 R2 R1a L10 R6 R6 L10 L10

D A D G A G D D A D

L10 R6 R6 R6 L10 L5 L9 L10 L10 R1 L10 R1a L5 L5 R1 L5 L9 L10 L8 L7 L3 L5 R2 R1a L10 R6 R6 L10 L10

Arr. O'Neill's

D G A D G A D G A D A D

R6 L10 L7 L7 R1 L10 R1a L5 R2 R1a L10 R6 R7 L10 L9 R2 L5 L3 L5 R1 L10 R1a L5 R2 R1a L10 R6 R6 L10 L10

D A D G A G D D A D

R6 R6 L10 R6 R7 L10 L10 R6 L10 L10 R6 L10 R1a L5 R1a L9 L5 L9 L10 L8 L7 L3 L5 R2 R1a L10 R6 R6 L10 L10

Book: Roche 1 n97

Kerr's Fourth

Kerr's First p38

O'Neill's 1031

Source: 1 Kerr's Fourth

2 O'Neill's 1031

Transcription: Transcription, chords: Mike Long

>>

The Female rake

Jig

(England)
Lancashire

D A D D G A D A D D G A D

A D A A G A G D A G D

Book: Winder

Source: Richard Robinson

Transcription: Transcription:Richard Robinson(?), Chords:Mike Long

>>

The ferry

Jig

(Scotland)

The musical score for 'The ferry' is presented in two staves. The key signature is one sharp (F#) and the time signature is 6/8. The first staff contains the first eight measures, and the second staff contains the remaining eight measures. Above each measure, a chord is indicated (A, D, A, E, A, D, A, E, A). Below the notes, specific fingerings are provided using letters R (Right hand), L (Left hand), and numbers 1-5, along with arrows indicating the direction of the stroke (up or down).

Staff 1:

- Measure 1: Chord A. Fingering: R1a R1a R1a (down), L9 L5 L10 (up).
- Measure 2: Chord D. Fingering: R6 L10 R3a (up), R6 (up).
- Measure 3: Chord A. Fingering: R7 R1a L9 (up), R1a L5 (down).
- Measure 4: Chord E. Fingering: R1a R1 L10 (down), L9 R1 L10 (up).
- Measure 5: Chord A. Fingering: R1a R1a R1a (down), L9 L5 L10 (up).
- Measure 6: Chord D. Fingering: R6 L10 R3a (up), R6 (up).
- Measure 7: Chord A. Fingering: R7 R1a L5 (up), L9 R1 (down).
- Measure 8: Chord E. Fingering: L5 L5 L10 (up), L5 L5 L10 (down).

Staff 2:

- Measure 9: Chord A. Fingering: R1a R7 R3a (up), L10 R7 R7 (down).
- Measure 10: Chord D. Fingering: R6 L10 R7 R6 (up), R6 R3a (down).
- Measure 11: Chord A. Fingering: L10 R1a L5 (up), R1a L9 (down).
- Measure 12: Chord E. Fingering: R1a R1 L10 (down), L9 R1 L10 (up).
- Measure 13: Chord A. Fingering: R1a R1a R1a (down), L9 L5 L10 (up).
- Measure 14: Chord D. Fingering: R6 L10 R3a (up), R6 (up).
- Measure 15: Chord A. Fingering: R7 L9 L5 (up), R1a R1 (down).
- Measure 16: Chord E. Fingering: L5 L5 L10 (up), L5 L5 L10 (down).

Book: Kerr's Fourth p28

Source: Kerr's Fourth

Transcription: Transcription, chords:Mike Long

>>

The fisherman's widow

The rambling pitchfork

Jig

(Ireland)

Staff 1: D C G D C G D
 L7 L5 L5 L5 R2 L5 L5 L5 L5 L9 L10 L10 L9 L5 L7 L5 L5 L5 R2 L5 L5 L5 L7 L5 L5 L5 L5 R1 L5 L7 L3
 ↑ ↓ ↑ L7 ↑ R1a L5 L7 ↓ ↑ R1 ↑ ↓ L10 ↑ L5 ↑ ↓ ↑ L7 ↑ R1a L5 L7 ↓ ↑ L5 ↑ ↑ L5 ↑ ↑ L3
 ↑ ↑ ↓ ↑ ↑ ↓ ↑ ↓

Staff 2: D D A D D A D D A C G D
 L10 R6 L10 L10 L5 L5 L9 L10 R6 R7 R7 R6 L10 L5 R2 L10 L10 L10 L5 L5 L5 L5 L7 L5 R1 L5 L7 L3
 ↓ L10 ↓ ↓ R1a ↑ ↓ R1a ↓ L10 ↑ ↑ L10 ↓ R1a ↑ ↑ R6 ↓ ↓ R1a ↑ ↓ L7 ↓ ↑ L5 ↑ ↑ L5 ↑ ↑ L3
 ↑ ↑ ↓ ↑ ↓ ↑ ↑ ↓ ↓ ↓ ↑ ↓ ↑ ↓ ↓ ↑ ↓ ↑ ↓ ↑ ↓ ↑ ↑

Staff 3: D D A D D A D G D C G D
 L10 R6 L10 L5 L5 L9 L10 R6 R7 R7 R6 L10 L5 R7 R6 R6 L10 L7 L4 L9 L5 L5 L5 R1 L5 L5 L7 L3
 ↓ L10 ↓ ↓ R1a ↑ ↓ R1a ↓ L10 R7 ↑ ↑ L10 ↓ R1a ↑ ↑ R7 ↓ ↑ R6 ↑ ↓ L3 ↑ ↑ L7 ↓ ↑ L5 ↑ ↓ L3
 ↑ ↑ ↓ ↓ ↓ ↑ ↓ ↓ ↑ ↓ ↓ ↑ ↓ ↑ ↓ ↑ ↓ ↑ ↓ ↑ ↑

>>

Book: The Irish Fiddle Book

O'Neill's 931

Source: O'Neill's 931

Transcription: Transcription: Tom Keays, Minor arr., chords: Mike Long

Foxy Mary

Jig

(Ireland)

The musical score for 'Foxy Mary' is presented in three staves. Each staff contains a line of music in treble clef with a key signature of one flat (B-flat) and a 6/8 time signature. Above the notes are chord symbols: Dm, C, Dm, Am, Dm, C, G, C, Am on the first staff; C, G, C, Am, C, G, Am on the second staff; and C, G, C, Am, C, G, Am, (Em) on the third staff. Below the notes are detailed fingering instructions using letters L (left hand), R (right hand), and numbers 1-5, with arrows indicating the direction of finger movement (up or down).

>>

Book: Joyce, P. W.; "Old Irish Folk Music and Songs"

Source: joycei~1.abc

Transcription: Transcription:??, chords:Mike Long

Fraher's

Jig

APB The Chieftains

The musical score for 'Fraher's' is presented in three systems, each with a treble clef, a key signature of one sharp (F#), and a 6/8 time signature. The first system contains 12 measures with chords D, G/C, D, D, C, D, D, and G/C. The second system contains 12 measures with chords D, D, C, D, D, and (Am). The third system contains 12 measures with chords C, G, D, Am, C, G, and D. Fingerings are indicated by numbers 1-5 and letters L (left) and R (right) above or below notes, with arrows showing the direction of movement.

>>

Source: Mike Long

Discography: Chieftains

Transcription: Transcription, chords: Mike Long

Free and easy

Lock the door

Jig

(Ireland)

Am G Am Am G Em (G) Am

Em G Em G Em G Em (G) Am

Am Am G Am Am G Am Am G Em (G) Am

>>

Book: O'Neill's 993

Kerr's First p38

Source: Kerr's First p38

Transcription: Transcription, chords:Mike Long

The frog in the well

Jig

(Ireland)

Em D Em

G D | 1 G D | 2 Em Em D

D A Em D A Em Em

D D A Em D A Em

Fingerings: L4, L5, L7, L4, R1, L5, L4, L5, L7, L4, L3, L7, L4, L3, L7, L5, L3, L7, L4, L3, L4, L5, L7, L4, R1, L5, L4, L7, L4, L5, R1, L5, R1, L5, L7, L5, L5, R1, L5, L4, L5, R1, L10, R1, L10, L10, L10, R6, R6, R6, R6, L10, L10, L8, L10, R6, R7, R7, R7, R6, R6, L10, R6, L10, R1, L10, R1, L10, R6, R6, R6, R6, L10, R1, L5, L5, L7, L5, L4, L4, L4, L5, R1, L10, R1, L10, R1, L10, R6, R6, R6, L10, L10, R6, R6, R6, L10, R1, R1, L5, L7, L5, L4, L4, L4, L3

>>

Source: James Kelly: Capel Street
 Discography: James Kelly: Capel Street
 Transcription: Transcription, chords:Mike Long

The frost is all gone

Jig

(Ireland)

The musical score consists of two staves of music in 6/8 time, key of D major. The first staff contains the first line of music with chords D, D A D, G A D, D A D, and G D. The second staff contains the second line of music with chords D, G, D, G A D, G, D A, and D. Fingerings are indicated by numbers 1-5 and directions (up/down arrows).

Chords for the first staff: D, D A D, G A D, D A D, G D

Fingerings for the first staff: L5 ↑, R2 L10 L10 R1 ↑ ↑ R6 L10 ↑ ↑ ↓ ↓ ↑, L5 R2 L4 L3 ↑ ↑ L7 ↓ ↑, L3 L7 L5 L5 ↑ ↑ L5 L7 ↑ ↑ L10 ↑ L10 ↑ ↓, L10 R6 L10 ↓ L10 L10 R1 ↑ ↑ ↓ ↓ ↑, L5 L7 L4 L3 ↑ ↑ L3 ↓ ↓, L3 L7 L5 L5 ↑ ↑ L5 L7 ↑ ↑ ↑ ↑, R1 L10 L10 ↓ ↓ L10 ↓

Chords for the second staff: D, G, D, G A D, G, D A, D

Fingerings for the second staff: R6 ↓, R6 R7 R7 R6 ↑ ↑ R7 R6 ↑ ↑ ↓ ↓, R6 R7 R7 R6 ↓ ↓ R7 R7 ↓ ↓ ↓ ↓, R6 R7 R7 R6 ↑ ↑ R7 R6 ↑ ↑ ↓ ↓, R6 R6 L10 ↓ ↑ R6 ↑ R6 ↑ ↑ R7 R6 ↑ ↑ ↓ ↓, R6 R7 R7 R6 ↓ ↓ R7 R7 ↓ ↓ ↓ ↓, R6 L10 L10 R6 ↑ ↑ L10 ↑ R7 ↑ ↓, R6 L10 L10 ↓ ↓ L10 ↓ ↓

Book: Roche 1 n107

Kerr's First p31

Transcription: Transcription, chords: Mike Long

>>

The full rigged ship

Jig

(Scotland)

The musical score is presented in three systems, each with a treble clef and a 6/8 time signature. The first system consists of two measures, the second of two measures, and the third of two measures. The second system also consists of two measures, the second of two measures, and the third of two measures. The third system consists of two measures, the second of two measures, and the third of two measures. Chords are written above the notes, and footwork notation (L for left foot, R for right foot, with numbers 1-5 and arrows) is written below the notes.

System 1:
 Measure 1: Am, Em, G, G, D, Am
 Measure 2: Em, G, Am
 Measure 3: Am, G, Am

System 2:
 Measure 1: Am, G, Em, Am
 Measure 2: Am, G, Am
 Measure 3: Am, G, Am

System 3:
 Measure 1: Em, Em, C, Em
 Measure 2: Em, Am, Em
 Measure 3: Em, C, Em, G, Am

Book: ?

Source: From Scottish Dance Class Handout...

Transcription: Transcription, chords: Mike Long

>>

Gallagher's frolic

O'Gallagher's frolics

Jig

(Ireland)

The musical score consists of two staves of music in 6/8 time, starting with a treble clef and a key signature of one sharp (F#). The first staff contains the first line of music, and the second staff contains the second line. Chords are indicated above the notes, and fingerings are indicated by numbers 1-5 and arrows (up/down) below the notes.

Staff 1:

- Chords: Em, G, D, Em, G, G, D, Em
- Fingerings: L3 ↑, L4 ↓, L7 ↓, L5 ↓, L4 ↓, L7 ↓; R1 ↑, L5 ↑, L10 ↑, L5 ↑, R1 ↑, R1 ↑, L5 ↑; L5 ↓, R1 ↓, L5 ↓, L3 ↓; L4 ↓, L7 ↓, L5 ↓, L4 ↓, L7 ↓; R1 ↑, L5 ↑, L10 ↑, L5 ↑, R1 ↑, R1 ↑; R1 ↑, L5 ↑, L7 ↓, L4 ↓; L5 ↓, L4 ↓, L4 ↓

Staff 2:

- Chords: Em, G, D, Bm, Em, D, G, D, Em
- Fingerings: R1 ↑; L10 ↑, R6 ↑, R6 ↑, L10 ↓, R6 ↓, L10 ↓; R6 ↓, R7 ↓, R7 ↓; L10 ↓, R6 ↓, R6 ↓; R7 ↑, R6 ↑, R6 ↑, L10 ↑; L10 ↑, R6 ↑, R6 ↑, L10 ↑; L10 ↓, L10 ↓, R1 ↓; R1 ↑, L5 ↑, L7 ↓, L4 ↓; L5 ↓, L4 ↓, L4 ↓

Book: O'Neill's 1008

Richard Darsie's web page

Source: My arrangement from various sources

Transcription: Transcription, arrangement, chords: Mike Long

>>

The gallowglass

Jig

(Ireland)

The musical score consists of three staves of music in 6/8 time. The first staff has chords: Am, G, Am, G, Am, G, Am, Am, E, Am. The second staff has chords: Am, Dm, Am, G, Am, Dm, Am, Am, E, Am. The third staff has chords: Am, Dm, Am, G, Am, F, Am, E, Am, G, Am. Fingerings are indicated by letters L (left hand) and R (right hand) with numbers 1-5 and 'a' for accidentals, and arrows for direction.

Book: O'Neill's 1023

Source: O'Neill's 1023

Transcription: Transcription: Dan G. Petersen, chords: Mike Long



The gander in the pratie hole

Jig

(Ireland)

Chords: D G A D C D D G A D C D

Fingering (Staff 1):
 L7 L5 L7 L3 ↑ ↑ L3 L5
 L5 L7 L4 L7 ↓ ↑ L5 ↓ ↑ L5
 L7 L5 L7 L3 ↑ ↑ L3 L5
 L5 L4 L3 ↓ ↓ L3 ↑
 L7 L5 L7 L3 ↑ ↑ L3 L5
 L5 L7 L4 L7 ↓ ↑ L5 ↓ ↑ L5
 R6 L10 L9 L7 ↑ ↑ L10 L5
 L5 L4 L3 ↓ ↓ L3 ↑

Chords: D C D C D C D C D

Fingering (Staff 2):
 L5 R2 L10 L10 ↑ ↑ L10 L10
 L9 L5 L9 L5 ↑ ↑ R1 L5
 L5 R2 L10 L10 ↑ ↑ L10 L10
 L9 L5 L9 ↑ ↑ R1
 L5 R2 L10 L10 ↑ ↑ L10 L10
 L9 L5 L9 L10 ↑ ↑ R1 L10
 R6 L10 L9 L7 ↑ ↑ L10 L5
 L5 L4 L3 ↓ ↓ L3 ↑

Book: Irish Traditional Music Session Tunes
 Source: Irish Traditional Music Session Tunes
 Transcription: Transcription, chords:Mike Long

>>

Garrett Barry's

Jig

Chords: D, Am, C, D, D, C, D, Am, C, G, D

Fingerings (Staff 1):
 L3 ↑, L3 L4 L5 L5 ↑ ↓ L7 L7 ↑ ↓ ↓ ↓, L5 L5 R1 L5 ↓, R2 L9 R2 ↑ ↑ L5 L10 ↑ ↓ ↓ ↓, R6 L10 L9 L5 ↑ ↑ L10 ↑ ↑ L5 ↓ ↓ ↓ ↓, L7 L7 L5 L5 ↑ ↑ ↓ ↓ L7 ↓ ↓ ↓ ↓, L5 L5 R1 L10 ↓ ↓ ↓ ↓, L10 L5 L5 L4 ↓ ↓ ↓ ↓, L3 L3 L3 ↑ ↑ ↑ ↑

Chords: D, D, Am, C, Am, C, D, D, Am, C, G, D

Fingerings (Staff 2):
 L5 ↑, R2 L9 R2 ↑ ↑ L5 L10 ↑ ↑ ↑ ↑, R6 L10 L10 L10 ↑ ↑ L10 ↑ ↓ ↓ ↓, L9 L5 L9 ↑ ↑ R1 L10 ↑ ↑ ↓ ↓, L10 R6 L10 L5 ↑ ↑ L10 ↑ L9 ↓ ↓ ↓ ↓, R2 L9 R2 ↑ ↑ L5 L10 ↑ ↑ ↑ ↑, R6 L10 L10 R6 L10 ↓ ↓ ↓ ↓, L10 R6 L10 ↑ ↑ R6 ↓ ↓ ↓ ↓, L10 L5 L5 L4 ↓ ↓ ↓ ↓, L3 L3 L3 ↑ ↑ ↑ ↑

Source: Xerox of uncertain origin, memory

Transcription: Transcription, arrangement, chords: Mike Long

>>

The geese in the bog

Jig

(Ireland)

D A D A D G A
 L5 R2 R6 R1 L5 L7 L5 L5 L5 R2 R6 R1 L5 L7 R1 L5 R2 R6 R1 L5 L5 L7 R6 R6 R6 R1 L5 L7 R1
 ↑ ↑ L10 L10 ↑ ↑ L5 L7 ↑ ↑ L10 L10 ↑ ↑ L5 L5 ↑ ↑ L10 L10 ↑ L7 L3 L5 ↓ ↑ L10 L10 ↑ ↑ L5 L5
 ↓ ↓ ↓ ↑ ↑ ↑ ↑ ↓ ↓ ↓ ↑

D G D G A
 L5 L7 L3 L4 L3 L3 R1 L5 L3 L7 R1 L5 R1 R1 L5 L7 L3 L4 L3 L3 R6 R6 R6 R6 R1 L5 L7 R1 R1
 ↑ ↑ L4 L7 ↑ L3 ↑ L10 ↑ L7 L3 L5 ↑ ↑ ↑ L10 ↑ ↑ L4 L7 ↑ L3 ↑ R6 ↓ ↑ L10 L10 ↑ ↑ L5 L10
 ↓ ↑ ↑ ↓ ↑ ↓ ↑ ↑ ↑ ↑ ↑ ↓ ↓ ↑ ↓ ↑ ↑ ↑ ↓ ↑ ↑ ↑ ↑

Book: Kerr's First p40

O'Neill's 1085

Source: My arrangement from various sources

Transcription: Transcription, arrangement, chords: Mike Long

>>

Gillan's apples

Jig

(Ireland)

Chord progression: D A D D E A A Bm A D E A A D A D E A A Bm A (D) A D E A

>>

Book: O'Neill's 1110

Source: O'Neill's 1110

Transcription: Transcription:henrik.norbeck, some arr., chords:Mike Long

The girls of Banbridge

Jig

(Ireland)

The musical score consists of two staves of music in the key of D major (one sharp). The first staff contains the first line of music, and the second staff contains the second line. Above the notes, chords are indicated: D, G, D, A, D, G, D, A, D. Below the notes, specific fingerings are provided for each note, using letters R1, L5, L7, R2, L9, R1a, L3, L4, L3a, L4, L5, L10, and R7. Arrows indicate the direction of finger movement: up (↑) and down (↓).

Book: O'Neill's 812

Source: O'Neill's 812

Transcription: Dan G. Petersen, minor arr., chords: Mike Long

>>

The Gobby O

Jefferson and Liberty

Jig

(Ireland)

The musical score is written in treble clef with a key signature of one sharp (F#) and a time signature of 6/8. It consists of two staves of music. The first staff contains the first line of the piece, and the second staff contains the second line. Chords are indicated above the notes, and fretting instructions (fingerings) are provided below the notes. The chords used are Am, G, C, and G. The fretting instructions use letters L (left hand) and R (right hand) with numbers 1-5 and 'a' for the fifth finger, and arrows indicating the direction of the stroke (up or down).

Book: Krassen O'Neill's p32

O'Neill's 844

New England Fiddler's Repertoire

Source: My arrangement from various sources

Transcription: Transcription, arrangement, chords:Mike Long

>>

Going to Donnybrook

Jig

(Ireland)

The musical score consists of three systems of treble clef staves. Each system contains a melodic line and a series of fingerings indicated by numbers 1-5 and letters L (left hand) and R (right hand) with arrows showing the direction of movement. Chord symbols are placed above the staves.

System 1: Chords: G, D, C, D, G, D, C, D. Fingerings: L4 ↓, L3 L5 R1 L5 ↑ ↓ ↓ ↓, L5 L5 L5 L10 ↑ ↓ ↓ ↓, L10 R6 R1 ↑ ↓ ↓ ↓, L5 L5 R1 L4 ↑ ↓ ↓ ↓, L3 L5 R1 L5 ↑ ↓ ↓ ↓, L5 L5 L5 L10 ↑ ↓ ↓ ↓, L10 R6 R1 ↑ ↓ ↓ ↓, L5 L5 L5 ↑ ↓ ↓ ↓.

System 2: Chords: G, Bm, C, D, G, Bm, C, G. Fingerings: R6 ↑, R6 R6 L10 R6 ↓ ↑ ↓ ↓, L10 L10 L10 R6 ↑ ↓ ↓ ↓, R6 R6 L10 R6 ↓ ↑ ↓ ↓, R6 L10 L10 ↑ ↓ ↓ ↓, R6 R6 L10 R6 ↓ ↑ ↓ ↓, L10 L10 L10 R6 ↑ ↓ ↓ ↓, R6 R6 L10 L5 ↓ ↑ ↓ ↓, R1 L5 L5 ↑ ↓ ↓ ↓.

System 3: Chords: G, Bm, C, D, G, Bm, C. Fingerings: R6 ↑, R6 R6 L10 R6 ↓ ↑ ↓ ↓, L10 L10 L10 R6 ↑ ↓ ↓ ↓, R6 R6 L10 R6 ↓ ↑ ↓ ↓, R6 L10 L10 ↑ ↓ ↓ ↓, R6 R6 L10 R6 ↓ ↑ ↓ ↓, L10 L10 L10 R6 ↑ ↓ ↓ ↓, R6 R7 R6 L10 ↓ ↓ ↓ ↓, L10 L5 L5 ↓ ↓ ↓ ↓.

>>

Book: O'Neill's 1086

Source: O'Neill's 1086

Transcription: Transcription, chords: Mike Long

The green meadow

Jig

(Ireland)

Chords: D A D A G D A G A

Chords: D A D A G D A G A

Chords: D A D A G D A G A

>>

Book: Krassen O'Neill's p63

O'Neill's 1062

Source: O'Neill's 1062

Transcription: Transcription, arrangement, chords:Mike Long

The hag at the churn

The old hag at the churn

Jig

(Ireland)

The musical score consists of two staves of music in 6/8 time, with a key signature of one sharp (F#). The first staff contains the first six measures, and the second staff contains the remaining six measures. Chords are indicated above the notes, and fingering instructions (L/R for left/right hand, numbers 1-5 for fingers, and arrows for direction) are provided below the notes.

Staff 1 Chords: D, D, Am, D, C, D, D, Am, D, C

Staff 2 Chords: D, C, D, (C), D, C, Am, G, D, C, D, (C), D, Am, C

Book: Irish Traditional Music Session Tunes 2 n27

Source: Bothy Band

Discography: Out of the Wind Into the Sun

Transcription: Transcription:?, chords:Mike Long

>>

Haste to the wedding

A trip to the Gargle

Let brainspinning swains

Jig

(Ireland)

Chords: D G D A D G D A D

Fingerings (Staff 1):
 L5 ↑ L5 L7 L5 R6 ↑ ↑ L5 R6 ↓ ↑ ↑ ↑
 L10 L10 L10 ↓ L10 R6 R1 ↓ ↑ ↑ ↑
 L5 L7 L5 L7 ↑ ↑ L5 L5 ↓ ↑ L4 L7 ↓ ↓ ↓ ↓
 L5 L7 L5 R6 ↑ ↑ L5 R6 ↓ ↑ ↑ ↑
 L10 L10 L10 ↓ L10 R6 R1 ↓ ↑ ↑ ↑
 L5 R6 R6 R6 ↑ ↓ ↑ R7 ↑ ↑
 L10 L10 ↓ L10 L10 ↑ ↓ ↓

Chords: D G D A D A G D A D

Fingerings (Staff 2):
 R7 ↑ R7 R6 R7 R7 ↑ ↑ R7 R6 ↓ ↓ R7 R6 ↓ ↓ ↓ ↓
 R7 R6 R7 R6 ↓ ↑ R7 R6 ↑ ↑ ↓ ↑
 L10 L10 R6 ↑ R6 L10 R6 ↑ ↑ ↑ ↑
 R7 R6 ↑ ↑
 L10 L10 L10 ↓ L10 R6 R1 ↓ ↑ ↑ ↑
 L5 R6 R6 R6 ↑ ↓ ↑ R7 ↑ ↑
 L10 L10 ↓ L10 L10 ↑ ↓ ↓

Book: O'Neill's 987

Source: O'Neill's 987 mostly

Transcription: Transcription:Robert Thorpe ,arrangement, chords:Mike Long

>>

The hearty boys of Ballymoate

(Ireland)

Jig

The musical score is written in G major (one sharp) and 6/8 time. It consists of two staves of music. The first staff contains the first line of the melody, and the second staff contains the second line. Chords are indicated above the notes, and fingerings (L and R) with arrows indicating direction are shown below the notes. The key signature is one sharp (F#).

Chords in the first staff: Em, D, Em, D, Em, Em, D, Em, G, D, Em.

Chords in the second staff: G, D, Em, Bm, G, D, Em, G, D, Em.

Source: various web abc's

Discography: De Danann: Song for Ireland

Jerry Holland: The Fiddlesticks Collection

Transcription: Transcription:??, chords:Mike Long

>>

Hide and go seek

Jig

(Ireland)

The image shows a musical score for a jig in 6/8 time, written in treble clef with a key signature of one sharp (F#). The score consists of two staves of music. Above the first staff, the chords Em, D, Em, D, and Em are indicated. Above the second staff, the chords Em, G, D, A, Em, G, D, and Em are indicated. Below the notes, there are numerous fingerings and bowing directions (up and down arrows) for both hands. The first staff has 16 measures, and the second staff has 16 measures.

Book: Krassen O'Neill's p34

O'Neill's 859

O'Neill's 859

Source: O'Neill's 859

Transcription: Transcription: Dan G. Petersen, chords: Mike Long

>>

The highlander

Jig
Also nice in AMix (D)

(Ireland)

Am Am G Am G Am G Am Am G G

The image shows two staves of musical notation for the jig 'The Highlander'. The first staff contains the first eight measures, and the second staff contains the remaining eight measures. Above the first staff, the chords Am, Am G, Am G, Am G, Am G, Am G, Am G, and G are indicated. Below the first staff, fingerings are provided for each note, using letters R (Right hand), L (Left hand), and numbers 1-5. Below the second staff, the chords G D, G G D G, G D G, G D G, G D G, and G are indicated. Fingerings are also provided for the second staff.

Book: O'Neill's 857

Source: O'Neill's 857

Transcription: Transcription, arrangement, chords: Mike Long

>>

The hole in the hedge

Jig

The image shows a musical score for a jig titled "The hole in the hedge". It consists of two staves of music in 6/8 time. The first staff contains eight measures with chords C, G, C, G, C, G, F, and G. The second staff contains eight measures with chords C, G, F/C, G, C, G, F, and G. Fingerings are indicated by numbers 1-5 and letters L (left hand), R (right hand), and 10 (right hand ring finger). Arrows indicate the direction of finger movement.

Staff 1:

- Measure 1: C (L4 ↓, L3 L4 ↓, L4 ↓, L4 ↓, L3 ↑)
- Measure 2: G (L5 L4 ↓, L4 ↓, L3 ↓, L3 ↓, L3 ↑)
- Measure 3: C (L3 L4 ↓, L4 ↓, L4 ↓, L3 ↓, L3 ↑)
- Measure 4: G (L5 L4 ↓, L3 ↓, L3 ↓, L4 ↓, L3 ↑)
- Measure 5: C (L3 L4 ↓, L4 ↓, L4 ↓, L3 ↓, L3 ↑)
- Measure 6: G (L5 L4 ↓, L9 ↓, L9 ↓, L9 ↓, L5 ↑)
- Measure 7: F (L9 ↓, L10 ↓, L9 ↓, L10 ↓, L5 ↑)
- Measure 8: G (L5 L4 ↓, L3 ↓, L3 ↓, L3 ↓, L3 ↑)

Staff 2:

- Measure 1: C (L3 ↓)
- Measure 2: G (L9 L10 ↑, L9 ↑, L10 ↑, L5 ↓)
- Measure 3: F/C (L5 L4 ↓, L5 ↓, R1 ↓, L5 ↓, L5 ↓)
- Measure 4: G (L9 ↑, L10 ↑, L9 ↓, L10 ↓, L5 ↓)
- Measure 5: C (L5 L4 ↓, L3 ↓, L3 ↓, L3 ↓, L3 ↑)
- Measure 6: G (L9 L10 ↑, L9 ↑, L10 ↑, L5 ↓)
- Measure 7: F (L5 L4 ↓, L5 ↓, R1 ↓, L5 ↓, L5 ↓)
- Measure 8: G (L9 ↑, L9 ↓, L9 ↓, L9 ↓, L5 ↑)
- Measure 9: G (L5 L4 ↓, L3 ↓, L3 ↓, L3 ↓, L3 ↑)

Source: Numerous web ABC's

Discography: Martin Hayes: Under the Moon

Transcription: Transcription, chords: Mike Long

>>

Hooligan's jig

Hullican jig

Jig

(Ireland)

D G D A D G A D

D G A D A D G D A D

Source: From Richard Robinson &/or Richard Darsie's Web page

My arrangement from various sources

Transcription: Transcription, arrangement, chords:Mike Long

>>

The House of Gray

Jig

(Scotland)

The musical score consists of two staves of music in 6/8 time, key of D major. The first staff contains the first line of music with chords: Am, G, Am, G, D, G, Am, Em, Am. The second staff contains the second line of music with chords: C, Am, G, C, Am, G, Am, G, G, Am, Em, Am. Fingerings are indicated by numbers 1-5 and letters L (left) and R (right) with arrows showing the direction of the stroke.

Book: Kerr's Fourth p28

Source: Kerr's Fourth

Transcription: Transcription, chords:Mike Long

>>

How is your mother?

Single Jig

(Ireland)

The musical score is written in D major (one sharp) and 6/8 time. It consists of two staves of music. Above the first staff, the chords D, G D A, D, G D A D are indicated. Above the second staff, the chords D A D, G D A, D A D, G A D are indicated. Fingerings are indicated by numbers 1-5 for the left hand and R1-R7 for the right hand, with arrows showing the direction of the stroke (up or down).

Book: O'Neill's 1829

Source: O'Neill's 1829

Transcription: Transcription:Bob Safranek, minor arr., chords:Mike Long

>>

How much has she got?

Jig

(Ireland)

The image shows a musical score for a jig in G major. It consists of two staves of music. Above the notes, there are chord names: A, E, A, D, A, D, G, E, A on the first staff, and A, G, A, D, A, D, G, E, A on the second staff. Below the notes, there are detailed fingerings for the right and left hands, using letters R (Right) and L (Left) and numbers 1-5, along with 'a' for accidentals. Some fingerings include arrows indicating the direction of the stroke (up or down).

Book: Krassen O'Neill's p70

O'Neill's 1102

Source: O'Neill's 1102

Transcription: Transcription, chords:Mike Long

>>

The humours of Ballingarry

Jig

(Ireland)

Staff 1: G C D G D G G C D D C D G
 L5 R1 L5 R2 L5 L9 L5 L7 L5 R1 L5 R1 R1 L9 L5 L5 L5 R1 L5 R2 L5 L9 L5 L7 L5 R2 L10 R6 L10 L9 L5 L5
 ↑ ↓ L5 L5 ↑ ↑ L5 ↑ ↓ L5 ↑ ↓ L5 L10 ↑ ↑ L7 ↓ ↑ ↑ ↓ L5 L5 ↑ ↓ L5 ↑ ↓ L5 ↑ ↑ R6 ↓ ↓ R1 ↑ ↑ L7 ↓

Staff 2: G C G D C G C G G C D G
 R1 L10 R6 L10 L9 R1 L5 L10 R7 R6 R7 R7 R6 L10 R1 L10 R6 R6 L10 L9 R1 L5 L5 R1 R6 L10 L9 L5 L5
 ↑ ↓ L10 R6 ↑ L10 ↑ ↑ L8 ↑ R7 R7 R7 ↓ ↓ L10 L10 ↓ L10 R6 R6 ↑ L10 ↑ ↑ R1 ↓ ↑ L10 ↓ ↓ R1 ↑ ↑ L7 ↓

Book: O'Neill's 828

Source: O'Neill's 828

Transcription: Transcription: Dan G. Petersen, chords: Mike Long

>>

The humours of Ballyloughlin

The Hurler's march

Jig

(Ireland)

The musical score is presented in four staves. Each staff contains a melodic line with guitar chords indicated above and detailed fingering instructions below. The chords used are D, C, G, and D/G. The first staff includes a first ending (1) and a second ending (2). The notation includes various rhythmic values and articulation marks such as slurs and accents.

>>

Book: Fiddler's Fakebook

Ceol Rince 1 n32

Source: My arrangement from various sources

Discography: Matt Molloy

Transcription: Transcription, arrangement, chords:Mike Long

The humours of Drinagh

Jig

The musical score consists of two staves of music in the key of D major (one sharp) and 6/8 time. The first staff contains the first line of the melody, and the second staff contains the second line. Above the notes, chords are indicated by letters: D, A, G, and D. Below the notes, specific fingerings are provided using letters L (left hand) and R (right hand) with numbers 1-5 and 'a' for the thumb, along with arrows indicating the direction of the stroke (up or down).

Book: O'Neill's 1022

Source: My arrangement from various sources

Discography: Creagh/Coffey

Transcription: Transcription, arrangement, chords: Mike Long

>>

The humours of Ennistymon

Hartigan's fancy

(Ireland)

Jig

First two parts are Hartigan's fancy

See also: The queen of the rushes

The musical score is presented in four staves, each with a treble clef and a key signature of one sharp (F#). The time signature is 6/8. Above each staff, the corresponding chords are indicated: G, C, G, D, G, C, G, D, G, D, G, D, D, (C), G, D, G, G, C, G, D, G, G, C, G, D, G. Below the notes, detailed fingerings are provided for both hands, using letters L (left) and R (right) and numbers 1-5. Some notes have a tilde (~) above them, indicating a grace note. The score concludes with a double bar line and repeat dots.

>>

Book: Bulmer & Sharpley 3 n49- is a different tune

Ceol Rince 1 n4

Bulmer & Sharpley 3 n49-

1st 2 pts- O'Neill's 816

Source: 1st 2 pts- O'Neill's 816

rest- Henrik Norbeck

Discography: Dervish

Transcription: 1st 2 pts- Transcription: Dan G. Petersen, Slight arrangement, chords: Mike Long

rest- Transcription: Henrik Norbeck(?), chords: Mike Long

The humours of Kesh

Jig

(Ireland)

The musical score is written in G major (one sharp) and 6/8 time. It consists of two staves of music. Above the notes, chords are indicated: D, G, D, A, D, G, D, A, D on the first staff; and D, A/G, G, D, A, D, A/G, G, D, A, D on the second staff. Below the notes, fingerings are indicated with letters L (left hand) and R (right hand) and numbers 1-5, along with arrows showing the direction of the stroke (up or down).

Source: irishf~4.abc, tonyji~1.abc

Transcription: Transcription:??, chords:Mike Long

>>

The humours of Kilclogher

Elizabeth Kelly

Single Jig

(Ireland)

Chords: Em C Em D Em C Em D (Am)

Fingerings: L7, L5 L7 R1 L4, L5 L4 L4 L4, L3 L4 L3, L5 L3 L4, L5 L7 R1 L4, L5 L4 L3 L5, L5 R1 L5, L5 L5

Chords: Am G Am G D

Fingerings: R1, L9 R1 L10, L10 L5 L9, R1 L5 L5 R1, L10 L5 L5, L9 R1 L10, L10 L5 L9, R1 L5 L5 R1, L5 L5

Book: Music from Ireland Vol. 3

Ceol Rince 1, #56

Source: Ceol Rince 1

Transcription: Transcription, chords: Mike Long

>>

The humours of Tralibane

Jig

(Ireland)

The musical score consists of three staves of music in the key of D major (two sharps) and 6/8 time. Each staff includes a treble clef, a key signature of two sharps, and a 6/8 time signature. The music is written in a single melodic line. Above the notes, chords are indicated by letters: A, G, A, D, G, A, G, A, G, A, A, D, G, A, G, A. Below the notes, fingerings are indicated by letters (L for left hand, R for right hand) and numbers (1-5) with arrows pointing up or down to show the direction of the finger movement. The score includes repeat signs and a final double bar line.

>>

Book: O'Neill's 793

Source: O'Neill's 793

Transcription: Transcription, arrangement, chords: Mike Long

The humours of Trim

The rolling wave

Jig

(Ireland)

D D D A D D A G D D D A D G D A

L7 L4 L3 L4 L3 L10 R1a L5 L7 L4 L3 L4 L5 L7 L5 L7 L7 L4 L3 L4 L3 L10 R1a L5 L7 L5 L5 R1 L5 L7 L5 L7

↑ ↓ L7 ↑ ↓ L3 ↑ ↓ L5 ↑ ↓ L5 ↑ ↓ L4 ↑ ↓ L5 ↑ ↓ L5 ↑ ↓ L5 ↑ ↓ L5 ↑ ↓ L4

D A A A D A D G D A D A D G D A

L3 L10 R1a R2 R1a R2 R1a L5 L7 L10 R1a R2 L5 L7 L5 L7 L3 L10 R1a R2 R6 L10 R1a L5 L7 L5 L5 R1 L5 L7 L5 L7

↑ ↓ L5 ↑ ↓ L5 ↑ ↓ L5 ↑ ↓ L5 ↑ ↓ L4 ↑ ↓ L5 ↑ ↓ L5 ↑ ↓ L5 ↑ ↓ L5 ↑ ↓ L4

Book: O'Neill's 949

Source: O'Neill's 949

Discography: Chieftains

Transcription: Transcription, chords: Mike Long

>>

The humours of winter

Jig

(Ireland)

Chords: G C G D G C G D G

Chords: Em B Em Em B Em G/D

Book: O'Neill's 922

Source: O'Neill's 922

Transcription: Transcription, arrangement, chords: Mike Long

>>

I buried my wife and danced on her grave

Jig

(Ireland)

The musical score is written in G major (one sharp) and 6/8 time. It consists of two staves of music. The first staff begins with a treble clef, a key signature of one sharp (F#), and a 6/8 time signature. The melody is written in eighth notes. Above the staff, chords are indicated: D, C, G, D, C, G, D. Below the staff, fingerings are indicated with letters L (left hand) and R (right hand) and numbers 1-10, along with arrows indicating up and down strokes. The second staff continues the melody with similar chord and fingering indications.

Source: Henrik Norbeck's abc files

Transcription: Transcription:Henrik Norbeck(?),slight arrangement, chords:Mike Long

>>

I'll get wedded in my auld claes

Hexham quadrille

Jig

(England)
Northumbria

The musical score consists of three systems of music, each with a treble clef and a key signature of one sharp (F#). The first system has a 6/8 time signature. Above the notes are chords: G, G C, G, G D, G, G C, G D, G. Below the notes is footwork notation: R6 ↑, R6 R6 ↓, L10 ↑, L5 ↓, R1 ↑, L5 ↓, L4 L3 ↓, L5 L5 ↑, R1 ↑, L5 ↓, L5 R1 ↓, L10 ↑, R6 ↓, R6 R6 ↓, L10 ↑, L5 ↓, R1 ↑, L5 ↓, L4 L3 ↓, L5 R1 ↓, L3 L7 ↓, R1 L5 ↑, L5 ↓. The second system has a repeat sign at the beginning. Chords: C D, G, C D, G, G, C D, G D, G. Footwork: R1 ↑, L9 L5 ↑, L7 L3 ↑, L5 R1 ↓, R1 ↓, L9 L10 ↑, L5 L7 ↑, L5 R1 ↓, R6 R7 ↓, R6 L10 ↓, L5 L10 ↓, L10 L5 ↑, L7 L5 ↑, L10 L5 ↓, L3 L7 ↓, R1 L5 ↑, L5 ↓. The third system has a repeat sign at the beginning. Chords: G, C, D, G D, G, C, D, G. Footwork: R2 ↑, L10 ↓, L10 R7 ↓, L10 L10 R6 ↑, L9 R7 ↑, R6 R7 ↑, R6 L10 ↑, R6 R7 ↓, R6 R6 ↓, L10 L10 R7 ↓, L10 L10 R6 ↓, L10 L10 R6 ↑, L9 R7 ↑, R6 L10 L9 L5 ↑, R1 L5 ↑, L5 ↓.

>>

Source: Richard Darsie's web page

Transcription: Transcription, chords: Mike Long

Indeed then you won't

Jig

(Ireland)

The image shows a musical score for a jig in G major. It consists of two staves of music. Above the first staff, the chords G, D, G, G, D, G, G, D, G, G, D, G are written. Above the second staff, the chords D, D, G, D, G, D, G are written. Below each staff are detailed fingering instructions for the left and right hands, using letters L and R and numbers 1-5, with arrows indicating the direction of finger movement.

Book: O'Neill's 1818

Source: O'Neill's 1818

Transcription: Transcription:Bob Safranek, chords:Mike Long

>>

The Ingonish jig

Jig

Em D Em D Em D G D Em

R1 L10 L10 R6 R6 L10 L10 L5 R1 L10 L10 R6 R6 L10 L10 R1 L10 R6 R6 L10 L10 L5 R1 L9 L10 L8 L5 L4 L5

Em D Em D Em Em D G D Em

R1 L4 R1 L4 L7 L4 L3 L5 R1 L4 R1 L4 L7 L4 L4 L5 R1 L4 R1 L4 L7 L4 L3 L5 R1 L9 L10 L8 L5 L4 L5

Source: My arrangement from various sources

Transcription: Transcription, arrangement, chords:Mike Long

>>

Irish washerwoman

Jig

(Ireland)

Chords: G, Am/C, C, D, G, C, D, G, G, D/B, C, G, C, G, C, D, G

Fingerings (Left Hand): L10, R1 L5 L3 L5, R1 R1 L9, L9 L5 L4 L5, L9 R1 L10 L9, R1 L5 L3 L5, R1 R1 L9, L9 R1 L5 R2, R1 L5 L5, R6, R6 L10 R6 R6, R6 R6 R7, R6 L10 R6 R6, R6 R6 R6, L10 R6 L10 R6, L9 R6 L9 R6, L9 R1 L5 R2, R1 L5 L5, R6 L10 R6 R6, R6 R6 R6, L10 R6 L10 R6, L9 R6 L9 R6, L9 R1 L5 R2, R1 L5 L5

Fingerings (Right Hand): ↓ L9, ↑ ↓ L5 L5, ↑ L5 L10 R1, ↑ ↑ L5 L5, ↑ ↑ L9 ↑ L10, ↑ ↓ L5 L5, ↑ L5 L10 R1, ↑ ↑ L9 ↑ ↑ L9, ↑ ↓ L5 ↓ ↓, ↓ ↓ ↓ ↓ ↓ ↓, ↓ ↓ ↓ ↓ ↓ ↓, ↑ ↓ R6 L10, ↓ L10 R7 R6, ↑ L10 R7 R6, ↑ R6 ↓ R6, ↑ ↓ R6 ↓ ↓ R6, ↑ ↑ L9 ↑ ↑ L9, ↑ ↓ L5 ↓ ↓

Book: Kerr's First p36

Source: Kerr's First p36

Transcription: Transcription, chords:Mike Long

>>

Jackson's morning brush

Jig

(Ireland)

D A D G G A D A D G D

D A D G A D A D G D

D A G D D G A D A G D D G D

D A G D D G A D A G D D G D

O'Neill's...

D G D G A D G D A D

Book: O'Neill's 899

Source: O'Neill's 899

Transcription: Transcription: Dan G. Petersen, chords: Mike Long

Jerry's beaver hat

Jig

(Ireland)

Chords: D G D A D G D A D

Fingerings (Staff 1):
 L3 ↑; L3 L7 R2 ↑ ↑ ↑; R6 L10 R1 L7 ↑ ↓ R1 L5 ↑ ↑ ↑ ↑; L5 R1 L5 L3 ↑ ↑ ↑ ↑; L4 L7 L4 ↓ ↑ L4 L3 ↓ ↓ ↑; L3 L7 R2 ↑ ↑ L5 L10 ↑ ↑ ↑; R6 L10 R1 L7 ↑ ↓ R1 L5 ↑ ↑ ↑ ↑; L5 R1 R2 L7 ↑ ↑ L5 ↑ L5 ↑; L3 L4 L3 ↑ ↓ L3 ↑ ↑

Chords: D G D D A D G D G A D

Fingerings (Staff 2):
 L10 ↓; L10 R7 R6 ↓ R6 R7 L10 ↑ ↑ ↑ ↑ ↓; R6 R7 R6 R7 ↓ ↓ R6 ↑ ↑ R6 ↓; L10 R7 R6 ↓ R6 R7 L10 ↑ ↑ ↑ ↑ ↓; R1a L10 R6 ↓ L10 L10 ↑ ↑ ↑ ↑; L10 R7 R6 ↓ R6 R7 L10 ↑ ↑ ↑ ↑ ↓; R6 R7 R6 R7 ↓ ↓ R6 ↑ ↑ R6 ↓; L9 L10 L5 L7 ↓ ↓ R1 ↑ ↑ L5 ↑; L3 L4 L3 ↑ ↓ L3 ↑ ↑

Book: O'Neill's 754

Source: O'Neill's 754

Transcription: Bob Safranek, chords: Mike Long

>>

Jig of slurs

Jig

D G D G (D) A D G D G A D

R1 L5 R2 L10 L10 R1 L10 L8 L10 R1 L10 L8 L10 R1 L10 L10 R1 L10 L10 R1 L5 R2 L10 L10 R1 L10 L8 L10 R1 L10 R1a L10 R6 L10 L10

D G A D G A D

R1 L5 R6 R6 R6 R7 R6 L10 R1 L10 L10 L10 R6 L10 L10 L5 R6 R6 R6 R7 R6 L10 R1 L10 R1a L10 R6 L10 L10

G D G G D G G D G Em D Em

R1 L5 R6 R6 R6 R7 R6 R6 L10 L5 R6 R6 R6 R7 R6 R6 L9 L5 R6 R6 R6 R7 R6 R6 L10 R1 L10 L10 R6 R6 L10 L10

G Em G Em G Em Bm D Em

R1 L5 R1 R1 L10 L10 L10 L10 R1 L5 R1 R1 L10 L10 L10 L10 R6 L5 R1 R1 L10 L10 L10 L10 R1 L10 L10 L10 R1 R1 L10 L10 R6 R6 L10 L10

>>

Source: O'Neil's abc file
 Transcription: Transcription:?, chords:Mike Long

Jimmy Ward's jig

Clare jig

Jig

(Ireland)

Chords: G C G G C D G C G C G | 1 D | 2 D

Fingerings (Staff 1):
 L5 L5 L5 R1 | L5 L5 L5 L4 | L5 L5 L4 | L5 L4 L3 L4 | L5 L5 L5 R1 | L5 L5 L5 L5 | L9 R1 R1 L5 | L3 L3 L7 | L3 L3
 ↓ ↓ ↓ L5 | ↑ ↓ L4 ↓ ↓ L3 | ↓ ↑ L5 | ↓ ↓ L3 ↑ ↓ L7 | ↓ ↓ ↓ L5 | ↑ ↓ L4 ↓ ↑ R1 | ↑ ↑ L5 ↑ ↓ L4 | ↑ ↑ L4 | ↑ ↑ R1

Chords: C G D C G D C G D D C | 1 D | 2 D

Fingerings (Staff 2):
 L9 L5 R1 L5 | L5 R1 L5 L4 | R1 L5 R1 L5 | L3 L3 | L9 L5 R1 L5 | L5 R1 L5 L9 | L10 L5 L5 L4 | L3 L3 | L3 L3 | L3 R1 L5
 ↑ ↑ ↑ L5 | ↑ ↑ L5 L5 | ↓ ↑ ↑ ↓ L4 | ↑ ↑ R1 | ↑ ↑ ↑ ↑ L5 | ↑ ↑ L5 R1 | ↓ L9 ↓ ↓ L5 | ↑ ↑ R1 | ↑ ↑ R1 | ↑ ↑ L9 L7

Book: Ceol Rince 3 n2

Source: Mark Boronkay

Transcription: Transcription:Mark Boronkay?, slight rearrangement, chords:Mike Long

>>

Johnny Boyle's

Jig

(Ireland)

Staff 1: G C G C D G
 L5 L4 L3 L4 L5 R1 L5 L5 R1 L10 R1 R1 L5 L5 L9 L10 L10 L10 R1 L5 L9 R1 L9 L5 L5 L4 L3 L4 L5 R1 L5 L5

Staff 2: D G | 1 D G | 2 D G | G
 R1 L10 R1 L5 R1 L10 R6 R6 L10 L9 L5 L7 L5 L7 L4 R1 L5 L7 L5 R6 R7 R6 R7 R6 L10 R7 R7 R7 R6

Staff 3: D G D G D G
 R7 R6 L10 R7 R7 R6 R7 R7 R6 R7 R6 L10 R7 R6 R7 L10 R7 R6 R6

Staff 4: Em C G C D G D G
 L10 L10 R1 L10 R1 L10 L10 L9 R1 L5 L9 L5 L5 L3 L4 R1 L5 R1 R1 L5 L10 R6 R6 L10 L9 L5 L5 L7

>>

Source: Altan: Blackwater

Discography: Altan: Blackwater

Transcription: Transcription, chords: Mike Long

Johnny the jumper

Jig

(Ireland)

Am Am D/G Am G Am Am G Em G

R6 R3 L10 L8 L9 L5 R2 L5 R6 R6 L10 L8 L9 L10 L5 L9 L10 L8 L9 L5 R2 L5 R1 L5 L5 R1 R6 R6 L10 L5 L9

Am Am G Am G G Am Am G Em G

L9 R1 R7 R3a L9 R1 R1 L9 L9 R1 R6 R6 L10 L5 L9 L9 R1 R7 R3a L9 R1 R1 L5 L5 R1 R6 R6 L10 L5 L9

Book: O'Neill's 1107

Source: O'Neill's

Transcription: Transcription, arrangement, chords: Mike Long

>>

The jolly joker

Jig

(Ireland)

The musical score consists of two staves of music in treble clef, key of D major (two sharps), and 6/8 time. The first staff contains the first eight measures, and the second staff contains the final four measures. Chords are indicated above the notes, and fingerings are indicated below the notes with numbers 1-5 and letters L (left hand) and R (right hand), along with arrows for direction.

Staff 1:

- Measure 1: Chord D. Fingering: L3 L10 L10 L5, L10 L7, L7 L5, L7 L5, L3 L10 L10 L5, L5 R1, L5 L7, L3 L10 L7 L10, L4 L10 L10, R6 L10 L5 L7, L4 R1 L5 L4.
- Measure 2: Chord A. Fingering: L10 L7, L7 L5, L7 L5, L3 L10 L10 L5, L5 R1, L5 L7, L3 L10 L7 L10, L4 L10 L10, R6 L10 L5 L7, L4 R1 L5 L4.
- Measure 3: Chord G. Fingering: L3 L10 L10 L5, L5 R1, L5 L7, L3 L10 L7 L10, L4 L10 L10, R6 L10 L5 L7, L4 R1 L5 L4.
- Measure 4: Chord D. Fingering: L3 L10 L10 L5, L5 R1, L5 L7, L3 L10 L7 L10, L4 L10 L10, R6 L10 L5 L7, L4 R1 L5 L4.
- Measure 5: Chord G. Fingering: L3 L10 L7 L10, L4 L10 L10, R6 L10 L5 L7, L4 R1 L5 L4.
- Measure 6: Chord A. Fingering: L4 L10 L10, R6 L10 L5 L7, L4 R1 L5 L4.
- Measure 7: Chord G. Fingering: R6 L10 L5 L7, L4 R1 L5 L4.
- Measure 8: Chord A. Fingering: L4 R1 L5 L4.

Staff 2:

- Measure 9: Chord D. Fingering: L7 L4 L3, L3 L7 L5 L5, L7 L4 L3, R6 L10 L9 L10, L7 L4 L3, L3 L7 L5 L5, L5 R1 L7 L7, L4 R1 L5 L4.
- Measure 10: Chord D. Fingering: L7 L4 L3, L3 L7 L5 L5, L7 L4 L3, R6 L10 L9 L10, L7 L4 L3, L3 L7 L5 L5, L5 R1 L7 L7, L4 R1 L5 L4.
- Measure 11: Chord A. Fingering: L3 L7 L5 L5, L5 R1 L7 L7, L4 R1 L5 L4.
- Measure 12: Chord G. Fingering: L5 R1 L7 L7, L4 R1 L5 L4.
- Measure 13: Chord A. Fingering: L4 R1 L5 L4.

Book: O'Neill's 1014

Source: O'Neill's 1014

Transcription: Transcription, slight arr., chords:Mike Long

>>

Jump at the sun

Jig

John Kirkpatrick (England)

The musical score is written in 6/8 time and consists of two staves. The first staff contains the first eight measures, and the second staff contains the remaining eight measures. Chords are indicated above the notes, and fingerings are indicated below the notes with arrows and numbers.

Staff 1:

- Measures 1-2: Chord Dm. Fingerings: L3 L4 L5a (up), L8 (down), L8 (up).
- Measures 3-4: Chord Gm. Fingerings: L7 L8 L5a (down), L4 (up), L8 (down).
- Measures 5-6: Chord A. Fingerings: L10 L5 L5 (down), L8 R2 L8 (up).
- Measures 7-8: Chord Dm. Fingerings: L5a L8 L4 L5 (up), L5 (down), L4 (up).

Staff 2:

- Measures 9-10: Chord Dm. Fingerings: L3 L4 L5a (up), L8 (down), L8 (up).
- Measures 11-12: Chord Gm. Fingerings: L7 L8 L5a (down), L4 (up), L8 (down).
- Measures 13-14: Chord A. Fingerings: L10 L8 L8 (down), L8 R2 L8 (up).
- Measures 15-16: Chord Dm. Fingerings: L10 L8 L8 (down), L8 R2 L8 (up).
- Measures 17-18: Chord A. Fingerings: L10 L5 R3 (down), L8 R6 L10 (up).
- Measures 19-20: Chord Dm. Fingerings: L10 L8 L5a L8 (down), L8 (up), L5 (down).
- Measures 21-22: Chord Gm. Fingerings: L4 L5 L3 (down), L4 (up), L4 (down).

Source: Pubscouts

Transcription: Transcription:?, chords:Mike Long

>>

The Kesh jig
The Kincora jig
Kerrigan's jig

Jig

The image displays two staves of musical notation in treble clef, 6/8 time, with a key signature of one sharp (F#). The first staff contains the first line of music, with chords G, D, C, G, C, D, G, D, C, G, D, G written above it. The second staff contains the second line of music, with chords G, C, G, G, D, G, C, G, C, D, G written above it. Below the notes are various fingerings indicated by numbers 1-5 and letters L (left hand) and R (right hand), with arrows showing upstrokes and downstrokes.

Book: Bulmer & Sharpley

Source: Many ABC files...

Discography: Bothy Band 1975.

Michael Tubridy: The Eagle's Whistle

Transcription: Transcription:???, rearrangement chords:Mike Long

>>

The Kings of Inishbofin

Jig

Charlie Lennon (Ireland)

The musical score consists of three staves of music in the key of D major (one sharp) and 6/8 time. Each staff includes a treble clef, a key signature of one sharp, and a 6/8 time signature. The music is written in a single melodic line. Above each staff are chord symbols: D, A, A, G, D, A, A, G, A, D, D, G, A, D, G, A, G, A, D. Below the notes are detailed fingering instructions using letters L (left hand) and R (right hand) with numbers 1-10 and 'a' for the first finger, and arrows indicating up and down strokes.

>>

Source: IrTrad, 12 Oct 1999, Joe Gerhard
 Transcription: Transcription, chords: Mike Long

The Kinnegad Slashers

Land of sweet Erin

Bannocks of barley meal

The powers of whiskey

Jig

(Ireland)

The musical score consists of four systems of music, each with a treble clef and a key signature of two sharps (F# and C#). The first system has a 3-measure rest followed by six measures. The second system has six measures, with the last measure marked with an '(A)'. The third system has six measures. The fourth system has six measures. Above each system, chords are indicated: D, A, D, A, D, A for the first; D, G, D, D, A, D (A) for the second; D, A, D, G, D, D, A for the third; and D, A, D, A, D, G, D for the fourth. Below the notes, fingerings are indicated with letters L (left hand), R (right hand), and numbers 1-5, along with arrows for up and down strokes.

>>

Book: O'Neill's 901

Source: O'Neill's 901

Transcription: Transcription:Tom Keays, chords:Mike Long

Kiss me sweetheart

Jig

(Ireland)

Chords: G D G C G D G C D G

Fingering instructions for the first staff:

- Measure 1: L9 ↑
- Measure 2: R1 L5 L5 L5 ↑ ↓ ↓ R1 ↑ ↓
- Measure 3: L5 R1 L10 ↑ ↑ L9 ↑ ↑
- Measure 4: R1 L5 L5 L5 ↑ ↓ ↓ R1 ↑ ↓
- Measure 5: R2 L9 R2 L5 ↓ ↓ L5 L9 ↑ ↓ ↑ ↑
- Measure 6: R1 L5 L5 L5 ↑ ↓ ↓ R1 ↑ ↓
- Measure 7: L5 R1 L10 ↑ ↑ L9 ↑ ↑
- Measure 8: L10 L10 R6 R6 ↓ R1 ↓ ↑ L10 ↑
- Measure 9: L10 L5 L5 ↓ R1 ↓

Chords: G C G G D G C G G C D G

Fingering instructions for the second staff:

- Measure 1: L9 ↑
- Measure 2: R1 L9 R6 ↑ ↑ L10 ↓ ↓
- Measure 3: L10 L10 L10 ↑ L9 ↓ R6 ↑ ↑ ↓
- Measure 4: L9 L5 L10 L5 ↓ ↓ R1 R1 ↑ ↓ ↑ ↓
- Measure 5: R2 L9 R2 L5 ↓ ↓ L5 L9 ↑ ↓ ↑ ↑
- Measure 6: R1 L9 R6 ↑ ↑ L10 ↓ ↓
- Measure 7: L10 L10 L10 ↑ L9 ↓ L9 ↑ ↑
- Measure 8: R1 L9 R6 R6 ↑ ↑ L10 ↓ ↑ L10 ↓
- Measure 9: L10 L5 L5 ↓ R1 ↓

Book: O'Neill's 1082

Source: O'Neill's 1082

Transcription: Transcription:henrik.norbeck, chords:Mike Long

>>

Kitty McGee

Jig

D D A D A D D A D A D

L10 L8 L5 R2 L10 R6 R6 L10 L10 R1a R1a L9 L10 L8 L5 R2 L10 R6 R6 L10 L10 L10 L10 L8
 ↓ L10 L7 ↑ ↑ R6 ↑ ↓ L10 ↓ L10 L5 R1a ↓ L10 L7 ↑ ↑ R6 ↑ ↓ ↑ R1a ↓ L10 L10
 ↓ ↑ ↑ ↑ ↑ ↓ ↑ ↓ ↑ ↓ ↓ ↓ ↓ ↑ ↑ ↑ ↑ ↓ ↑ ↓ ↑ ↓ ↓ ↓ ↑

D G D A D G D A D

L10 R6 R6 L10 R6 R6 L10 L10 R1a R1a R7 R7 R6 R6 L10 R6 R6 L10 L10 R1a L10 L10 L8
 ↓ ↑ R7 R6 ↑ ↑ R6 ↑ ↓ L10 ↓ ↓ L10 L5 ↑ ↑ R7 ↑ ↑ ↑ R6 ↑ ↓ ↑ ↓ ↓ L10 L10 ↑
 ↑ ↓ ↑ ↓ ↑ ↑ ↓ ↑ ↑ ↓ ↓ ↑ ↓ ↓ ↓ ↓

Book: New England Fiddler's Repertoire
 Source: New England Fiddler's Repertoire
 Transcription: Transcription, chords: Mike Long

>>

The kneebuckle

Jig

(Ireland)

The musical score for 'The kneebuckle' is written in G major (one sharp) and 6/8 time. It consists of two staves of music. The first staff has a key signature of one sharp and a common time signature. The second staff has a key signature of one sharp and a common time signature. The music is a jig, characterized by its 6/8 time signature and lively, rhythmic melody. The score includes fingerings (L10, L8, L5, R2, R1, L10, L5, R6, L10, L5, L5 R1a, L10, L5, L5, R2, L10, L10, R1, L10, R6, R6, L10, L5, L5) and chords (A, A G A G A A G G D A, A/D G D A A/D G D A A/D G D A G D A) indicated above the notes. The music is written in a treble clef and ends with a double bar line and repeat dots.

Book: Krassen O'Neill's p43

O'Neill's 927

Source: O'Neill's 927

Transcription: Transcription, chords: Mike Long

>>

Lad O'Beirne's jig
 Coughlan's jig
 Connie O'Connell's jig
 Burke's
 Charlie Mulvihill's jig

Jig

D A A G D G A D D A G D

L5 R2 L5 L5 L7 L10 L7 L5 L6 L3a L5 L5 L6 L3a L5 L7 L3 L7 L3 L5 L5 R2 L10 R6 L10 R1a L5 L5 L7 L3
 ↑ ↑ ↑ L7 L5 ↓ L8 L5 L7 ↑ ↓ L4 L7 ↑ ↓ L4 ↓ ↓ ↑ ↑ L5 ↑ ↓ R1 ↑ ↑ R1a ↓ R6 ↑ ↑ L10 ↓ L9 ↓ ↓ L4 ↑

D D A C D A D G D A G D

L10 R6 L10 R7 R7 R6 L10 L10 L10 L9 R6 R6 L10 L10 L9 L10 R6 L10 R6 R6 R7 R6 R7 R7 R6 L10 R1a L5 L5 L7 L3
 ↓ ↑ ↓ R6 R6 ↑ ↓ L10 ↑ R6 ↑ ↑ L10 R6 ↑ R6 ↑ L10 ↑ ↑ R6 ↓ R6 ↑ ↓ R7 ↓ ↑ R6 ↑ ↑ L10 ↓ L9 ↓ ↓ L4 ↑

>>

Source: Richard Darsie's web page
 Transcription: Transcription, chords: Mike Long

Lads in the kilt

The boy from the glens

Jig

(Ireland, Scotland)

The musical score consists of three staves of music in treble clef, 6/8 time, with a key signature of one sharp (F#). The music is a jig. Above the notes are chord symbols: D, G, A, D, G, A, D, G, A, G, A, D, G, A, D, G, D, A, G, A. Below the notes are detailed fingerings for the left and right hands, using letters L, R and numbers 1-5, with arrows indicating up and down strokes.

>>

Book: The Skye Collection p177

O'Neill's 892

Source: The Skye Collection p177

Transcription: Transcription, minor arr., chords:Mike Long

The lady on the boat

Jig

The musical score is written in D major (one sharp) and 6/8 time. It consists of two staves of music. The first staff contains the first line of the piece, and the second staff contains the second line. Above the notes, chords are indicated: D, A, D, D, A, D in the first staff; and D, G, D, A, D, G, D, D, A, D in the second staff. Below the notes, fiddle techniques are indicated with letters (L10, L5, R2, R6, R7, L10, R1a, L5, L8) and arrows (↑, ↓) showing the direction of the bow or finger movement.

Book: New England Fiddler's Repertoire
 Source: New England Fiddler's Repertoire
 Transcription: Transcription, chords:Mike Long

>>

The laird o' cockpen The cat in the hopper

Jig

(Scotland)

See also: When she came ben she bobed (arr. as air)

Book: Kerr's Second p34

Gibbon's Collection of Scots tunes

Source: Bryan; Rounder 0215

Ricker's abc

My arrangement from various sources

Transcription: Transcription, arrangement, chords:Mike Long

>>

Lamb skinnet

Jig

(England, Scotland)

The musical score for 'Lamb skinnet' is presented in three systems, each with a treble clef and a key signature of one sharp (F#). The time signature is 6/8. The first system consists of two measures, with chords G, C, G, D, G, and C above the staff. The second system consists of two measures, with chords D, A, D, C, D, G, and C above the staff. The third system consists of two measures, with chords G, D, G, C, G, D, G, and C above the staff. Fingerings are indicated by numbers 1-5 and letters L (left hand) and R (right hand) with arrows showing the direction of movement. The score includes repeat signs and first/second endings.

>>

Source: Richard Darsie's web page

Transcription: Transcription, chords: Mike Long

Langstrom's pony

The Langstern pony

Jig

D A A D A G D A A D A G

R6 L10 R1a L5 L4 L5 R1a L5 R6 L10 R1a L5 R1 L5 L10 L9 R6 L10 R1a L5 L4 L5 R1a L5 R6 R6 R6 R6 L10 L10 L5 R1a

↑ ↑ L10 ↓ L5 ↓ ↑ L5 L5 ↑ ↑ L10 ↓ L5 ↑ ↓ R1 R1a ↑ ↑ L10 ↓ L5 ↓ ↑ L5 L5 ↑ ↓ R7 ↓ R6 ↑ ↑ L10 L5 R1a

A D A A G G A D A D A G

R1a L10 L10 R6 R1a L10 R1a R1a L10 R6 L10 L10 L5 R1a R1a L10 R6 R1a L10 R6 R6 R6 R6 L10 L10 L5 R1a

↓ L10 ↓ R6 ↓ L10 L10 L5 ↓ L10 ↓ ↑ ↓ R1 L9 L10 ↓ L10 ↓ R6 ↓ L10 L10 R6 ↑ ↓ R7 ↓ R6 ↑ ↑ L10 L5 R1a

A G D A D A D A G

L8 R1a R7 L10 L5 R1a L5 R1 R6 L10 L5 R1a R6 R7 R6 L10 R6 L10 L10 L5 R6 R7 R6 L10 L10 L5 R1a

↑ ↓ L10 ↑ R1a R2 L5 ↓ ↑ L10 ↓ L10 ↓ R1 L9 L10 ↑ ↑ R6 ↓ R6 ↓ R6 ↑ ↑ L10 ↑ R1a ↑ ↑ ↓ R6 ↓ L10 L5 R1a

A G A D A G

L8 L4 L5 R1a R1a R1a L5 L5 R1 L9 R1 L5 L10 L9 L5 L4 L5 R1a R1a R6 R6 R6 R6 L10 L10 L5 R1a

↑ ↓ L5 R2 ↓ L5 L10 L9 ↑ L4 L5 ↑ ↑ ↓ R1 R1a ↑ ↓ L5 R2 ↓ L5 L10 R6 ↑ ↓ R7 ↓ R6 ↓ R6 ↓ L10 L5 R1a

>>

Book: Irish Traditional Music Session Tunes 2
 Fiddler's fakebook (?)
 Source: My arrangement from various sources
 Discography: Mary Bergin: Feadoga Stain (?)
 De Dannan: Mist Covered Mountain (?)
 Transcription: Transcription, minor arr., chords: Mike Long

Lannigan's ball

Jig

(Ireland)

The image shows a musical score for 'Lannigan's ball' in 6/8 time. It consists of two staves of music. The first staff has a key signature of one sharp (F#) and a common time signature of 6/8. The second staff is a repeat of the first staff. Above the first staff, the chords are Em, D, Em, C, and Em. Above the second staff, the chords are Em, D, Em/C, D, Em, D, C, and Em. Below the notes, there are fretting instructions for the left hand (L) and right hand (R), such as L4, L4, L5, L5, R1, R1, L10, etc.

Book: Roche 1 n105

Kerr's First p36

O'Neill's 858

Source: Richard Robinson's web page/abc file (=Roche?)

Transcription: Transcription:Richard Robinson(?), Chords:Mike Long

>>

The lark in the morning

Jig

(Ireland)

>>

Book: Fiddler's Fakebook

Ceol Rince 1 n27

Source: My arrangement from various sources

Transcription: Transcription, arrangement, chords:Mike Long

The lark on the strand 1

Gleannt na Samhairc na

Wicky Sears

Jig

(Ireland)

The musical score consists of two staves of music in G major, 6/8 time. The first staff contains the first 12 measures, and the second staff contains the final 8 measures. Above the notes are guitar chords: G, G (D), C, G, C, D, G, G (D), C, G, D, G. Below the notes are detailed fingering instructions for both hands, using letters R (Right) and L (Left) and numbers 1-5, with arrows indicating the direction of the stroke.

Book: The Irish Fiddle Book p57

Ceol Rince 1 n5

Source: Ceol Rince 1 n5

Discography: Colm Murphy: An Bodhrán

Transcription: Transcription, chords:Mike Long

>>

The lark on the strand 3

An Fhuiseog ar an Tr

The stolen purse

Jig

(Ireland)

The musical score consists of two staves of music in G major, 6/8 time. The first staff contains six measures with chords Am, G, Am, Em, Am, and G. The second staff contains six measures with chords G, C, D, G, C, and D. Fingerings are indicated by numbers 1-5 and directions (up/down) for both hands.

Book: Ceol Rince 1 n7

Source: Ceol Rince 1 n7

Transcription: Transcription, chords:Mike Long

>>

Larry O'Gaff

Bundle and go

Jig

(Ireland)

Chords: D, G, D, A, D, G, D, A, D, D, D, A, A, A, D, D, G, D, G, D, 1 A D, 2 A

Fingerings: L5 R1a, L10 L3 L3 R6 L10 L10, R7 R7 R7 R7 R6 L10, R6 R7 R6 R6 R7 R6, L10 L10 L10 L8, L5 R1a, L10 L3 L3 R6 L10 L10, R7 R7 R7 R7 R6 L10, R6 R7 R6 R6 R7 R6, L10 L10 L10, L8, L5 R2 L10, R1a, L10 L10 L10 L5, L5 R1a, L10 L10, R6 L10 L10, L10 L10 L10 L9, L5 R2 R1 L5 L7 L3, L5 R1 L5 L7 L5 L7, L4 L3 L4 L3, L4 L7 L5 L5 L9 R1a

>>

Book: Roche 1 118

O'Neill's 869

O'Neill's 870

Source: O'Neill's 870

Transcription: Transcription: Dan G. Petersen, chords: Mike Long

The leg of the duck

Jig
APB Martin Hayes

(Ireland)

The musical score consists of two staves of music in 6/8 time, with a key signature of one sharp (F#). The first staff begins with a treble clef and a key signature of one sharp. The melody is written in eighth notes, with some notes beamed together. Above the staff, the chords D, A, G, D, A, G, and (D) are indicated. Below the staff, the fingerings are given as: L5 R2 L5 (up up R1a L5), L7 L5 L3a (up down L4), L7 L3a L4 L4 (down down L7 L7), L3 L3 L7 (up L7 L4 L5), L5 R2 L5 (up up R1a L5), L7 L5 L3a (up down L4), L7 L3a L4 L4 (down down L7 L7), L3 L7 L3 L4 L5 (up up L3 down L7), and a triplet of L3 L4 L5 (up up up). The second staff begins with a repeat sign and a treble clef. The melody continues with similar eighth-note patterns. Above the staff, the chords D, A, G, D, A, G, and (D) are indicated. Below the staff, the fingerings are given as: L5 L7 L5 L4 (up up down L7), L7 L4 L5 L3a (up down L7 L4), L7 L3a L4 L4 (down down L7 L7), L3 L3 L7 (up L7 L4 L5), L5 L7 L5 L4 (up up down L7), L7 L4 L5 L3a (up down L7 L4), L7 L3a L4 L4 (down down L7 L7), L3 L7 L3 L4 L5 (up up L3 down L7), and a triplet of L3 L4 L5 (up up up).

Book: Henderson's collection, MacLeod's Collection
 Source: Martin Hayes Concert- Santa Cruz 1999
 Transcription: Transcription, chords:Mike Long

>>

Lilli Burlero

The Protestant boys

Jolly companions

Jig

(England, Ireland)

A E A D E A A E A D E A

L5 R1 R1a L9 R1a L10 R1a L8 L10 L9 L8 L8 L4 L5 R1 R1a L9 R1a L10 R1a L8 L10 L9 L8 L8

A (D) A (D) A A E D A A E A D E A

R7 L10 R6 L10 R7 L10 L10 R3a R3a L10 R1a L10 R6 L10 R1a L10 L10 R1a R1a R1a L8 L10 L9 L8 L8

Book: O'Neill's 19

Kerr's Third p25

Kerr's Fourth p25

Playford

Source: Kerr's Fourth p25

Transcription: Transcription, chords: Mike Long

>>

The lilting banshee

The miller of Glanmire

Jig

(Ireland)

Chords: A G (Em) (D) G A G (Em) G A

Chords: A G (Em) (D) G A G (Em) G A

Fingerings: L4 L5 L4 L5, R1 L5 L5, R1 L10 L10 R1, L10 L10 R6 R6, L10 L5 L5, R1 L5 L5, R1 L10 L10 R1, R1 L5, L4 L5 L4 L5, R1 L5 L5, R1 L10 L10 R1, L10 L10 R6 R6, L10 L5 L5, R1 L5 L5, R1 L10 L10 R1, R1 L5, L10 R7 R6, L10 L5 L5, R1 L10 L10 R1, L10 L10 R6 R6, L10 R7 R6, L10 L5 L5, R1 L10 L10 R1, R1 L5

Book: O'Neill's 766

Session tunes 2

Source: My arrangement from various sources

Transcription: Transcription, arrangement, chords: Mike Long

>>

The luck penny

Jig

(Ireland)

The musical score consists of three systems of music in treble clef, 6/8 time, with a key signature of one sharp (F#). Each system includes a staff of music with notes and rests, a line of chords above the staff, and a line of fingerings below the staff. The chords are: G, D, D, G, C, D, G, D, G, D, G, D, G, G, D, D, G, D, G, D, G, D, G, D, D, G, D, G, D, G. The fingerings are indicated by numbers 1-5 for fingers and letters L (left) and R (right) for hands, with arrows showing the direction of movement.

Book: Krassen O'Neill's

O'Neill's 1098

Source: O'Neill's 1098

Transcription: Transcription, chords:Mike Long

>>

MacAllum's

Jig

(Ireland)

The musical score for MacAllum's Jig is presented in three systems. Each system consists of a treble clef staff with a 6/8 time signature, a series of chords above the staff, and a sequence of fingerings below the staff. The chords and fingerings are as follows:

System 1: Chords: Dm, Dm, C, Am, Am, G, Dm, Dm, C, Am, G. Fingerings: L5 L3 L3 L5 (↑ ↑ L3 L4 ↓ ↓ ↓ ↓), L5 R2 L9 L10 (↑ ↑ L10 ↑ ↓), L10 L9 L5 L4 (↓ ↑ L5 L5 ↑ ↑ ↓ ↓), R1 L5 L5 L4 (↓ ↑ ↓ ↓ L3 ↑), L5 L3 L3 L4 (↑ ↑ L3 L4 L5 ↑ ↑ ↓ ↓ ↓ ↓), L5 R2 L9 L10 (↑ ↑ L10 ↑ ↓), L10 L9 L5 L4 (↓ ↑ L5 L5 ↑ ↑ ↓ ↓), L5 L4 L3 (↓ ↓ L3 ↑ ↑).

System 2: Chords: Dm, C, Am, Am, G, Dm, C, Am, G. Fingerings: L5 R2 L10 L10 (↓ ↓ ↓ ↓), L9 L10 L10 (↑ ↑ ↓ ↓), L9 L5 L5 L4 (↑ ↑ L5 L5 ↑ ↑ ↓ ↓), R1 L10 L10 L5 (↓ ↑ ↓ L9 ↑), L5 R2 L10 L10 (↑ ↑ L10 L9 ↑ ↑ ↓ ↓ ↓ ↓), L9 L10 L10 (↑ ↓ L10 L10 ↑ ↓), L9 L5 L5 L4 (↑ ↑ L5 L5 ↑ ↑ ↓ ↓), L5 L4 L3 (↓ ↓ L3 L5 ↑ ↑).

System 3: Chords: Dm, C, Am, Am, G, Dm, C, Am, G. Fingerings: L5 R2 L10 L10 (↑ ↑ L10 L9 ↓ ↓ ↓ ↓), L9 L10 L10 (↑ ↓ L10 L10 ↑ ↑ ↓ ↓), L9 L5 L5 L4 (↑ ↑ L5 L5 ↑ ↑ ↓ ↓), R1 L10 L10 L5 (↓ ↑ ↓ L9 ↑), L5 R2 L10 L10 (↑ ↑ L10 L9 ↑ ↑ ↓ ↓ ↓ ↓), L9 L10 R7 (↑ ↓ L10 R6 ↑ ↑ ↓ ↓), L10 L10 L5 L4 (↑ ↓ L9 L5 ↑ ↑ ↓ ↓), L5 L4 L3 (↓ ↓ L3 ↑ ↑).

Book: Music from Ireland Vol. 3
 Source: Music from Ireland Vol. 3
 Transcription: Transcription, chords:Mike Long



Maguire's

Jig

The image shows three systems of musical notation for the jig 'Maguire's'. Each system consists of a treble clef staff with a key signature of two sharps (F# and C#) and a 6/8 time signature. Above the staff, chords are indicated by letters: A, D, A, E, A, D, A, D, E, A. Below the staff, specific fingerings are provided for each note, using letters L (left hand) and R (right hand) with subscripts 1-5 and 'a' for the thumb. Arrows indicate the direction of finger movement (up or down). The first system has 9 measures, the second has 9 measures, and the third has 9 measures. The second and third systems include a fermata over the 5th measure of each system.

>>

Source: G version from Marcas O Murchu

Henrik Norbeck's abc files

Discography: Four Men and a Dog: Barking Mad

Transcription: Transcription:Henrik Norbeck(?), chords:Mike Long

Maguire's kick

McGuire's

The rolling waves

Single Jig

(Ireland)

The musical score is written on a single staff in treble clef with a key signature of one sharp (F#) and a 6/8 time signature. The melody consists of two lines of music. Above the notes, chords are indicated by letters: D, A, D, D, A, G, D, A, D, D, A, G. Below the notes, detailed fingerings are provided for each note, using letters L (left hand) and R (right hand) with numbers 1-5 and 'a' for the thumb. The first line contains 12 measures, and the second line contains 12 measures, with the final two measures of the second line marked as first and second endings.

Book: O'Neill's 1071

Source: My arrangement from various sources

Discography: James Kelly- Capel Street

Transcription: Transcription, arrangement, chords: Mike Long

>>

The maid at the well

Jig

(Ireland)

Arr. O'Neill's

G G C G G C G G C G D G

L5 L5 L4 L3 L3 L5 L4 L9 L10 L10 R1 L5 R1 L5 L4 L5 L5 L4 L3 L3 L5 L4 L9 L10 L10 R1 L5 L5 R1 L5 L5

↑ ↓ ↓ L3 L4 ↓ ↓ L5 ↑ ↑ ↓ L9 L5 L5 ↑ ↑ L5 ↓ ↓ ↓ L3 L4 ↓ ↓ L5 ↑ ↑ ↓ L9 ↑ ↓ L5 ↑ ↓ L5

G G C G G C G G C G D G

R2 R6 L10 L10 L10 R6 L10 L9 L10 L10 R1 L5 L5 R1 L5 L4 L10 R6 L10 L10 L10 R6 L10 L9 L10 L10 R1 L5 L5 R1 L5 L5

↑ ↓ ↓ L10 L10 ↓ ↓ R1 ↑ ↓ L9 L5 L5 ↑ ↑ L5 ↓ ↓ ↓ L10 L10 ↓ ↓ R1 ↑ ↑ ↓ L9 ↑ ↓ L5 ↑ ↓ L5

Arr. 2

G C G D C G C G D G

L5 L5 L4 L3 L3 L5 L4 L9 L10 L10 L5 L5 L5 L5 L4 L5 L5 L4 L3 L3 L5 L4 L9 L10 L10 L5 L5 L5 L5 L5

↑ ↓ ↓ L3 L4 ↓ ↓ L5 L10 ↑ ↓ R1 L5 R1 ↑ ↓ L4 ↓ ↓ ↓ L3 L4 ↓ ↓ L5 L10 ↓ ↓ R1 L5 R1 ↑ ↓ L7 ↓

G G C G D C G G C G D G

R2 R6 L10 L5 L10 R6 L10 L9 L10 L10 L5 L5 L5 L5 L4 L10 R6 L10 L5 L10 R6 L10 L9 L10 L10 L5 L5 L5 L5 R2

↑ ↓ ↓ R1 R1 ↓ ↓ R1 ↑ ↓ R1 L5 R1 ↑ ↓ L4 ↓ ↓ ↓ R1 R1 ↓ ↓ R1 ↑ ↑ ↓ R1 L5 R1 ↑ ↓ L7 ↓

G C G C G D C G C G D G

R6 L10 L10 L10 R6 L10 L9 L10 L10 L5 L5 L5 L5 L4 L5 L5 L4 L3 L3 L5 L4 L9 L10 L10 L5 L5 L5 L5 L5

↓ ↓ L10 ↑ L10 ↓ ↓ R1 ↑ ↑ ↓ R1 L5 R1 ↑ ↓ L4 ↓ ↓ ↓ L3 L4 ↓ ↓ L5 ↑ ↓ R1 L5 R1 ↑ ↓ L7 ↓

>>

Book: O'Neill's 724

Ceol Rince 1 n13

Source: 1 O'Neill's 724

2 Ceol Rince 1 n13, mostly

Transcription: 1 Transcription:mvhplank, chords:Mike Long

2 Transcription, arrangement, chords:Mike Long

Mary do it again

Jig

(Ireland)

A E A Am (D) G A E A A E A

R1a L5 L9 R1a L10 L5 R1 L9 R1 R2 L9 R1 L5 L5 L9 R1a L5 L9 R1a L10 L5 R1 L10 L10 L10 R1a L5 L5 R2

G A A (E) G A E A

R6 R6 R6 L10 R1a L10 L10 L10 R7 R3a R7 L10 L10 R6 R6 R6 R6 L10 R1a L10 L10 L10 R1a L5 R2

G (D) G (D) G (D) G (D)

R6 R6 L10 R7 R6 R6 R7 R7 R6 R7 R6 R6 R6 R6 L10 R7 R6 R6 R6 R6 L10 L10 R1a L9

>>

Book: Kerr's Fourth

Source: Kerr's Fourth

Transcription: Transcription, arrangement, chords: Mike Long

Merrily kiss the Quaker

Jig

(Ireland)

The musical score is written in G major (one sharp) and 6/8 time. It consists of three systems of music. Each system contains a staff of music with notes and rests, and a line of chords and fingerings below it. The chords are G, C, G, G, D, G, C, G, G, D, G in the first system; G, D, G, C, G, D, G, C, G, D, G in the second system; and G, D, G, D, G, D, C, D, G, D, G in the third system. Fingerings are indicated by numbers 1-5 for the right hand and L1-L5 for the left hand, with arrows showing the direction of movement.

>>

Book: Irish Traditional Music Session Tunes

Source: Irish Traditional Music Session Tunes

Transcription: Transcription, slight rearrangement, chords: Mike Long

The merry maiden

Willy Walsh's jig

Jig

(Ireland)

The musical score is written in treble clef with a key signature of one sharp (F#) and a 6/8 time signature. The melody is presented in two staves. Above the notes, chords are indicated: D, G, D, A, D, G, G, A, D on the first staff, and D, D, A, G, G, A, D, D, A, G, A, D on the second staff. Below the notes, specific fingerings are provided using letters L (left hand) and R (right hand) with numbers 1-5 and 6-8, and arrows indicating the direction of the finger stroke (up or down).

Book: O'Neill's 1063

O'Neill's 823

Source: O'Neill's 1063

Transcription: Transcription, slight rearrangement, chords: Mike Long

>>

Metal bridge

Jig

(Ireland)

Chords: G D G C D G D D C D

Chords: G D G G C D

Fretting diagrams (fingerings):

Staff 1:

- G: L5 L7 R1 L5 ↓ ↑ L5 L5 ↓ ↑ ↑ ↓
- D: L5 R1 R1 ↑ ↑ L9 L5 ↑ ↑ ↑
- G: R1 L10 L10 ↑ ↓ R6 R1 ↓ ↓ ↓
- C: L5 L5 L9 R1 ↑ ↓ L5 ↑ ↑ L5 ↑
- D: L5 L7 R1 L5 ↓ ↑ L5 L5 ↓ ↑ ↑ ↓
- D: L5 R1 R1 ↑ ↑ L9 L5 ↑ ↑ ↑
- C: R6 R6 R6 R6 L10 ↑ ↓ R7 ↓ ↓ R1 ↑
- D: L5 L5 L9 L5 ↑ ↓ L5 R1 ↑ ↑ ↑ ↑

Staff 2:

- G: R1 L10 L10 ↑ ↓ R6 R1 ↓ ↓ ↓
- D: L10 R1 R6 ↓ L8 L10 L10 ↓ ↓ ↓ ↓ ↓
- G: R1 R6 R1 ↑ L10 L10 ↓ ↓ ↓ ↓
- G: L5 L5 L9 L5 ↑ ↓ L5 R1 ↑ ↑ ↑ ↑
- C: R1 L10 L10 ↑ ↓ R6 R1 ↓ ↓ ↓
- D: L10 R1 L10 ↓ L8 L10 R6 ↓ ↓ ↓ ↓ ↓
- G: R6 R6 L10 R1 ↓ ↑ L10 ↓ L9 ↑ ↑ ↑
- D: L5 L5 L9 L5 ↑ ↓ L5 R1 ↑ ↑ ↑ ↑

Book: Music from Ireland Vol. 3

Source: Music from Ireland Vol. 3

Transcription: Transcription, chords: Mike Long

>>

The millpond

Jig

(Ireland)

The musical score consists of two staves of music in G major, 6/8 time. The first staff has a key signature of one sharp (F#) and a common time signature of 6/8. The second staff also has a key signature of one sharp and a common time signature of 6/8. The music is a jig, characterized by its 6/8 time signature and lively, rhythmic melody. The score includes two systems of music, each with a treble clef and a key signature of one sharp. The first system has a key signature of one sharp and a common time signature of 6/8. The second system also has a key signature of one sharp and a common time signature of 6/8. The music is a jig, characterized by its 6/8 time signature and lively, rhythmic melody. The score includes two systems of music, each with a treble clef and a key signature of one sharp. The first system has a key signature of one sharp and a common time signature of 6/8. The second system also has a key signature of one sharp and a common time signature of 6/8.

Chords and fingerings for the first system:

- Measure 1: G (L4 ↓)
- Measure 2: L3 L5 R1 L5 (↑ ↓ L5 L5 ↓ ↓ ↓ ↓)
- Measure 3: R2 L5 L5 (↑ L5 R1 L5 ↓ ↓ ↓ ↓ ↓ ↓)
- Measure 4: D (L3 L7 L3 L5 ↑ ↑ L5 L7 ↑ ↑ ↑ ↑)
- Measure 5: D C G (L3 L7 L9 R1 ↑ ↑ L5 ↑ ↑ L5 ↑ ↓ L5 L5 ↓ ↓ ↓ ↓)
- Measure 6: D C G (L3 L5 R1 L5 R2 L5 L5 ↑ L5 R1 L5 ↓ ↓ ↓ ↓ ↓ ↓)
- Measure 7: D C G (L3 L7 L9 R1 ↑ ↑ L5 ↑ ↑ L5 ↑ ↓ L7 ↑ ↓)

Chords and fingerings for the second system:

- Measure 1: G (L5 ↓)
- Measure 2: D G D (R1 L10 R7 R6 ↑ ↓ R6 R6 ↓ ↓ ↓ ↓)
- Measure 3: D G D (R7 R6 R6 L10 ↑ ↑ R6 ↓ ↑ L10 ↑ ↑)
- Measure 4: C D G (L8 L9 R7 R7 ↑ ↑ L10 R7 ↓ ↓ ↓ ↓)
- Measure 5: D G D (R6 R7 R6 L10 ↓ ↓ R6 ↑ ↑ L10 ↓ ↓ ↓ ↓)
- Measure 6: D G D (R1 L10 R7 R6 ↑ ↓ R6 R6 ↓ ↓ ↓ ↓)
- Measure 7: D G D (R7 R6 R6 L10 ↑ ↑ R6 ↓ ↑ L10 ↑ ↑)
- Measure 8: D G D (L8 R1 L10 L5 ↑ ↑ L9 L9 ↓ ↓ ↓ ↓)
- Measure 9: D G D (L5 L5 L5 ↑ ↓ L7 ↓ ↑)

Book: Bulmer & Sharpley 4 (?)
 Source: Xerox of sets(Cooking with turf (?))
 Transcription: Transcription, chords:Mike Long

>>

The mist on the mountain

Misty mountain

The mist covered mountains

Jig

Junior Crehan (Ireland)

The musical score is presented in three systems, each with five measures. The key signature is one sharp (F#) and the time signature is 6/8. The chords used are Am, G, and D/A. Fingerings are indicated by letters L (left hand) and R (right hand) with numbers 1-5, and arrows indicating the direction of the stroke (up or down).

System 1: Am, G, Am, G, D/A. Fingerings: L4 L5 L5 L10 L10 R1 L5, L5 L7 L5 R1 L10 L5 L5, L4 L5 L5 L10 L10 R1 L5, L10 R6 L5, R1 L5 L5.

System 2: Am, G, Am, G, D/A. Fingerings: R7 R6 R7 R7 L10 L10, L5 L5 L5 L5, R1 R1 L5, R7 R6 R7 R7 L10 L10, L5 L5 L5 L5, R1 L5 L5 R7.

System 3: Am, G, Am, G, D/A. Fingerings: R7 R6 R7 R7 L10 L10, L5 L5 L5, R1 R1 L5, L4 L3 L5, R1 L5 R1a, L10 R6 L5, R1 L5 L5.

>>

Book: Music from Ireland Vol. 3 in F

Pubscouts in G

Source: Music from Ireland Vol. 3

Transcription: Transcription, minor arr.. chords:Mike Long

Mixing the punch

Jig

(Ireland)

Chords: D D A G A D G A D D/G A D

Fingering for first staff:
 L5 ↑ L5 ↓ L7 L4 ↓ L3 R6 ↑ L10 L10 ↑ ↓ L10 L7 ↓ L5 L7 ↑ L8 ↓ L4 ↓ L5 R1 ↓ L5 L10 ↑ R2 R1 ↓ L5 R1 ↑ L5 L7 ↑ L7 L5 ↓ L3 ↓ L5 R1 ↑ L5 R1a ↓ L10 L5 ↑ L7 L3 ↓ L4 L3a ↓ L3 L4 ↓ L3 ↑

Chords: D G G A D Em A G/D A D

Fingering for second staff:
 L5 R1a ↑ L9 ↓ L10 L10 ↓ L10 R6 ↑ L5 L5 ↑ R1 L7 R1a ↓ L9 R1a L10 R6 ↓ L10 R6 ↓ L10 L5 ↓ R6 ↑ R1a L7 L4 ↓ L3 L10 ↑ L10 R6 ↑ L10 R6 ↑ L10 L5 ↑ L7 L3 ↓ L5 ↓ L4 L3a ↓ L3 L4 ↓ L3 ↑

Book: Krassen O'Neil's p53

O'Neill's 1015

Source: O'Neill's 1015

Transcription: Transcription, chords: Mike Long

>>

The Monaghan jig

The clay pipe

Jig

(Ireland)

Em Em D Em D Em Em D G D

R1 L5 L7 R1 L5 L7 L5 R1 L5 L7 L5 L7 L7 L5 R1 L5 L7 R1 L5 L7 L5 L5 L7 L3 L5 L7 R2 R1a L5 L5 L7 L3 L5 L7

↑ ↓ L4 L4 ↑ ↓ L4 ↑ ↓ L5 ↑ ↓ L4 L4 ↑ ↓ L4 L4 ↑ ↓ L4 L4 ↑ ↓ L9 R1 ↑ ↓ L7 L5

Em (D) Em Em D Em (D) Em G D

L4 L5 L10 R6 R6 L10 L10 L10 L4 L5 L10 L5 L7 L3 L5 L7 L4 L5 L10 R6 R6 L10 L10 L10 L9 R1 L7 L3 L5 L7

↓ ↓ R1 R6 ↑ ↑ L10 ↑ ↓ R1 ↓ ↓ R1 R1 ↑ ↑ L7 L5 ↓ ↓ R1 R6 ↑ ↑ L10 ↑ ↓ R1 ↓ R1a L5 L5 ↑ ↑ L7 L5

Em D Em G D

R6 L10 R6 R6 R6 R6 L10 R6 R6 L10 R7 R6 R6 L10 R6 R6 R6 L10 L9 R1 L7 L3 L5 L7

↓ ↑ L10 L10 ↓ L10 R7 L10 ↓ L10 R6 ↑ ↓ R6 R6 ↓ ↑ L10 L10 ↓ L10 R7 L10 ↓ R1a L5 L5 ↑ ↑ L7 L5

Some versions...

Em Em D Em D Em G D

L4 L5 L10 L5 R1 L5 L7 L5 L4 L5 L10 L5 L7 L3 L5 L7 L4 L5 L5 L10 R1 R6 R6 L10 L9 R1 L7 L3 L5 L7

↓ ↓ R1 R1 ↑ ↓ L4 ↑ ↓ L7 ↓ ↓ R1 R1 ↑ ↑ L7 L5 ↓ ↓ R1 R1 ↑ L10 L10 R7 ↓ R1a L5 L5 ↑ ↑ L7 L5

>>

Book: O'Neill's 1033 is 3 parts
 Source: My arrangement from various sources
 Discography: Michael Coleman ??
 Mary Bergin "Fedoga Stain"
 Transcription: Transcription, arrangement, chords:Mike Long

Money in both pockets

Jig

(Ireland)

The image shows a musical score for a jig in D major. It consists of two staves of music. The first staff has a key signature of two sharps (F# and C#) and a 6/8 time signature. The melody is written on a treble clef staff. Above the staff, chords are indicated: D, A, D, A (G), D, A, G, (A). Below the staff, fingerings are provided for each note, using letters R (Right hand) and L (Left hand) with numbers 1-5 and 'a' for the thumb. The second staff continues the melody with chords D, A, D, G, D, A, Bm, G. Fingerings are also provided for this staff.

Book: O'Neill's 746

Kerr's First p40

Source: My arrangement from various sources

Transcription: Transcription, minor arr., chords:Mike Long

>>

The Mooncoin jig

Jig

(Ireland)

Chord letters: A A G A G A A G A G G

Chord letters: A D G A D G A D G D A G

Chord letters: A D A G A G G A D A G

Book: Krassen O'Neill's p58

O'Neill's 1034

Source: O'Neill's 1034

Transcription: Transcription, chords: Mike Long

>>

Morrison's jig

Jig

(Ireland)

Em Em D Em G D Em Em D G D

Em Em D Em C D Em Em D C D

Em Em D Em D G D G D

>>

Source: My arrangement from various sources

Transcription: Transcription, arrangement, chords: Mike Long

Mrs. McGee

Jig

John Riddell (Scotland)
Ayr

The musical score for 'Mrs. McGee' is presented in three systems, each with a treble clef and a key signature of one sharp (F#). The time signature is 6/8. The first system contains two measures with chords G, F, G, F, C, and G. The second system contains two measures with chords G, (D), G, F, G, (D), G, F, C, and G. The third system contains two measures with chords G, (D), G, F, (C), G, D, G, F, C, and G. Fingerings are indicated by numbers 1-5 for the left hand and R for the right hand, with arrows showing the direction of movement. A double bar line with repeat dots is at the end of the third system.

>>

Book: Jerry Holland's collection of fiddle tunes
 Source: Jerry Holland's collection of fiddle tunes
 Transcription: Transcription, chords: Mike Long

The mucking o' Geordie's byre

Jig or march

(Scotland)

D G D A G D D A 1 D (G) 2 D

G D A D G D D A 1 D 2 D (G)

Book: NE Fiddler's 22

Musical Museum 96

Jerry Holland Collection 59

Source: NE Fiddler's 22

Transcription: Transcription, minor arr. , chords:Mike Long

>>

Mug of brown ale

Jug of brown ale

The Clare jig

Jig

(Ireland)

Am (C) G Am (C) G Am

R6 ↓ R6 ↑ L10 L8 R6 L5 ↑ ↑ L5 L5 ↓ ↓ ↓ ↓ R6 R6 R7 L10 ↓ ↑ R6 R6 ↓ ↓ ↓ ↓ L10 L5 ↓ R1 L5 ↑ L5 L10 L10 ↓ ↓ ↓ ↓ R1 R1 R1 ↑ L5 L10 L10 ↑ ↑ L5 L5 ↓ ↓ ↓ ↓ R6 R6 R7 L10 ↓ ↑ R6 R6 ↓ ↓ ↓ ↓ L10 L10 L10 ↓ R1 R6 R1 ↑ ↓ ↓ ↓ L5 R1 L5 ↑ ↑ L5 ↑ ↑

Am G Am G Am

R2 ↓ L10 R6 R7 R7 ↑ ↑ R6 R7 ↓ ↓ ↓ ↓ R7 R7 R6 ↑ R7 R7 L10 ↓ ↓ ↓ ↓ L10 L10 ↓ R1 R6 ↓ R7 R6 L10 ↑ ↓ ↓ ↓ R6 R7 L10 L10 R6 R7 R7 ↑ ↑ R6 R7 ↓ ↓ ↓ ↓ R7 R7 R6 ↑ R7 R7 L10 ↓ ↓ ↓ ↓ L10 L10 L10 ↓ R1 R6 R1 ↑ ↓ ↓ ↓ L5 R1 L5 ↑ ↑ L5 ↑ ↑

Book: Roche 1 n128

Kerr's First p39- different

Music from Ireland Vol. 3

Source: My arrangement from various sources

Transcription: Transcription, arrangement, chords:Mike Long

>>

The Munster buttermilk 1

Behind the haystack
Take her or leave her
Squeeze your thighs

Jig

(Ireland)

Chords: D A G D G D A G D G D A G D

Fingerings and techniques: L5, R2 L10 L10, L10 R6 R1, L5 L7 L4 L4, L5 L4 L5, R2 L10 L10, L10 R6 R1, L5 L7 L3 L3, L5 L3, L9 R1a R1 L7, L5 L9 L10 L9, L5 L7 L4 L4, L5 L4 L7, L9 R1a R1 L7, L5 L9 L10 L9, L5 L7 L3 L3, L5 L3, R6 R7 R6 R7, L10 L10 R6 L10, L5 L7 L4 L4, L5 L4 R6, R6 R7 R6 R7, L10 L10 R6 L10, L5 L7 L3 L3, L5 L3, L10 L10 R6 L10, L5 L7 L4 L4, L5 L4 R6, R6 R7 R6 R7, L10 L10 R6 L10, L5 L7 L3 L3, L5 L3

Book: Bulmer and Sharpley

Kerr's First p 40

O'Neill's 893 (in G, Part C is 1st)

Ceol Rince 2 n29

Source: My arrangement from various sources

Transcription: Transcription, arrangement, chords: Mike Long

The Munster buttermilk 2

Jig

(Ireland)

The musical score is written in G major (one sharp) and 6/8 time. It consists of two staves of music. The first staff contains the first 12 measures, and the second staff contains the remaining 12 measures. Chords are indicated above the notes: G, D, G, G, D, G, G, D, G, C, G, D, G. Fingerings are indicated by numbers 1-5 and letters R (right hand) and L (left hand) with arrows showing the direction of the stroke.

Book: Ceol Rince 1 n21

NE Fiddler's n47

Irish Traditional Music Session Tunes 3 n2

Source: My arrangement from various sources

Transcription: Transcription, arrangement, chords: Mike Long

>>


Murphy's delight

Darby Gallagher's

Hiuda Gallagher's march

Jig

(Ireland)



The musical score consists of two staves of music in 6/8 time, with a key signature of one sharp (F#). The first staff contains the first line of music, and the second staff contains the second line. Above the notes, chord letters (A, D, G) are placed to indicate the harmonic structure. Below the notes, detailed fingerings are provided for each note, using letters L (left hand) and R (right hand) with numbers 1-5 and 'a' for the thumb. Some notes have a tilde (~) above them, indicating a grace note or a specific articulation. The score ends with a double bar line and repeat dots.

Source: tonyji~1.abc

Discography: Paddy Glackin: In Full Spate.

Altan: Red Crow

Transcription: Transcription:Henrik Norbeck?, modified, chords:Mike Long

>>

My darling asleep

Jig

(Ireland)

Chords: D A G D D G A D A G D D G A D

Fingerings (Staff 1):
 L10 ↓ L10 ↑ R6 L10 ↓ L10 ↓ R1a L5 ↑ R1 L5 ↓ L5 L5 ↑ L7 L5 ↑ R2 R6 ↓ R6 R6 ↓ L10 R7 ↑ R6 L10 ↓ L5 ↑ R1a L5 ↑ R1 L5 ↓ L5 L5 ↓ L7 L5 ↑ R2 L10 ↑ R6 ↓ L10 ↓ R6 R1a L10 ↓

Chords: D (A) D G D G A D A G D D G A D

Fingerings (Staff 2):
 L8 ↑ L5 ↓ L7 L5 ↑ L5 L5 ↑ L5 R2 ↑ L10 ↓ L7 L5 ↑ R1 L5 ↓ L7 L5 ↑ R2 R6 ↓ R6 R6 ↓ L10 R7 ↑ R6 L10 ↓ L5 ↑ R1a L5 ↑ R1 L5 ↓ L5 L5 ↓ L7 L5 ↑ R2 L10 ↑ R6 ↓ L10 ↓ R6 R1a L10 ↓

Book: O'Neill's 925

Source: O'Neill's 925

Transcription: Transcription, arrangement, chords: Mike Long

>>

Myra's jig

Jig

A D A A E A

L10 ↑, R1a ↓, L5 ↓, R6 ↑, R2 ↓, R6 ↓, R1a ↑, R1a ↓, L5 ↓, L3a ↑, L7 ↑, L7 ↑, L10 ↑, R1a ↓, L5 ↓, R6 ↑, R2 ↓, R6 ↓, L10 ↑, R1a ↓, L5 ↓, L7 ↓, L4 ↑, L5 ↓, L5 ↑

↓ ↑ ↑ ↑ ↑, ↓ ↑ ↑ ↑ ↑, ↓ ↑ ↑ ↓ ↑, ↓ ↑ ↓ ↓ ↓, ↑ ↑ ↑, ↓ ↑ ↑, ↓ ↑ ↑ ↓, ↓ ↑ ↑ ↑ ↓, ↓ ↑, ↓ ↑, ↑ ↑

A E A

R6 ↑, L10 ↑, R6 ↑, R6 ↑, R7 ↑, L10 ↓, L9 ↓, R2 ↓, R6 ↓, R6 ↓, R1a ↓, R1 ↓, R6 ↑, L10 ↑, R6 ↑, R6 ↑, R7 ↑, L10 ↓, L9 ↓, R1 ↓, R1a ↓, L5 ↓, L5 ↓, L5 ↑

↑ ↑ ↑ ↑ ↑, ↑ ↑ ↓ ↓ ↓, ↑ ↑ ↑, ↓ ↑ ↑, ↓ ↓ ↓, ↑ ↑ ↑ ↑ ↑, ↑ ↑ ↑ ↑ ↑, ↑ ↑ ↓ ↓ ↓, ↑ ↓ ↓ ↓ ↓, ↑ ↓ ↓, ↓ ↓, ↓ ↓

Source: Pubscouts and the SF Scottish fiddlers

Transcription: Transcription, arrangement, chords: Mike Long

>>

Nellie's jig

Jig

The musical score for 'Nellie's jig' is written in G major (one sharp) and 6/8 time. It consists of two staves of music. The first staff contains the first line of the melody, and the second staff contains the second line. Chords are indicated above the notes: G, D, G, C, D, G in the first staff, and G, Am, D, G, C, D, G in the second staff. Fingerings are indicated by numbers 1-5 and letters L (left hand) and R (right hand) with arrows showing the direction of the stroke.

Source: Richard Darsie's web page
 Transcription: Transcription, chords:Mike Long



The new-rigged ship

Miss Finlay's delight

Piper's fancy

Jig

(Scotland)
Shetland Islands

Chords: D A A (G) D A D

Fingerings: L5, R2 L10 L10, L10 L10 R6, L10 L5 R1, R2 L5, L5 L9, L10 L10 R6, L10 L10 R6, L10 L5 L9, L10 L10

Chords: D G (A) D A D

Fingerings: R6, R7 R6 R6, L10 L10 R7, R7 R6 R6, L10 L10 R6, R7 R6 R6, L10 L10 R6, L10 L5 L9, L10 L10

>>

Book: Kerr's Third p27

NE Fiddlers

Source: Richard Robinson's web page/abc file

Transcription: Transcription:Richard Robinson(?), Chords:Mike Long

Off she goes!

Jig

(Ireland)

D G A D D G A/D A D G A D D G A D

L7 L5 L5 R1 L5 L9 L10 L7 L5 L5 R1 L5 L7 L4 L3 L7 L5 L5 R1 L5 L9 L10 R6 L10 R6 R6 L10 R1a L10

D G (A) D A D G D G A D

L10 R6 R7 L10 R6 R6 R7 L10 R6 R6 R7 L10 R6 L10 L5 R6 R6 R7 L10 R6 R6 R7 L10 R6 R6 L10 R1a L10

Book: O'Neill's 914

Source: O'Neill's 914

Transcription: Transcription, chords: Mike Long

>>

Old as the hills

Jig

(Ireland)

Chord sequence: A D A E A D A E A

Chord sequence: A E A A D A E A

Book: O'Neill's 1017

Source: O'Neill's 1017

Transcription: Transcription, chords: Mike Long

>>

The old grey goose

Jig

The musical score consists of seven staves of music in G major and 6/8 time. Each staff includes a treble clef, a key signature of one sharp (F#), and a 6/8 time signature. The music is a jig, characterized by its light and bouncy feel. Above each staff, chords are indicated: Em, D, Em, D, G, D, G, D, G, Em, D, Em; G, Am, G, C, G, C, D, Em; Em, G, D, G, D, G, Em, D, Em; Em, D, Em, Em, G, D, Em, D, Em, G, Em, D, Em; G, D, Em, G, (D), D, G, D, Em, G, Em, D, Em; G, D, Em, G, D, G, D, G, Em, D, Em; G, D, Em, G, D, G, D, G, Em, D, Em. Below each staff, fingerings are indicated with numbers 1-5 and letters L (left hand) and R (right hand), along with arrows showing the direction of the stroke.

Book: O'Neill's 1000
 Source: O'Neill's 1000
 Transcription: Transcription:Robert Thorpe, chords:Mike Long

Old hag you have killed me

O hag you have killed me

Jig

The image shows a musical score for a jig in 6/8 time, written in the key of D major. It consists of two staves of music. Above the first staff are chords: D, C, D, D, C, D, G, C, G. Above the second staff are chords: D, G, D, D, G, D, C, G. Below the notes are detailed fingering instructions for both hands, using letters R (right) and L (left) and numbers 1-5, along with arrows indicating up and down strokes. Some notes have a tilde (~) above them, indicating a grace note.

Source: My arrangement from various sources

Transcription: Transcription, arrangement, chords: Mike Long

>>

Old Joe's jig

Jig

The musical score for 'Old Joe's jig' is presented in two staves. The first staff contains the first eight measures, and the second staff contains the final four measures. The key signature is one sharp (F#), and the time signature is 6/8. Fingerings are indicated by numbers 1-5 for the left hand and R1-R7 for the right hand, with arrows showing the direction of movement. Chords are written above the notes: D, (A), G, D, G, D, A, D, (A), G, D, G, D, A, D in the first staff; and D, A, G, (D), D, A, D, A, G, (D), D, A, G, D in the second staff.

Source: Richard Darsie's web page
 Transcription: Transcription, chords:Mike Long

>>

The one legged man

Jig

(Ireland)

Chords: D, D, G, D, D, C/A, G, D, G, D, D, D, A, D, G, D, D, A, G

Fingering instructions (L/R fingers 1-5, R1a, R1b, L10, L9):

Staff 1:

- Measures 1-2: L5 L7 L3 L5, L3 L5 L7
- Measures 3-4: L5 L5 L7, L3 L7 L9 R1a
- Measures 5-6: L8 L7 L3 L5, L3 L5 L7
- Measures 7-8: R2 L10 R6 L10, R6 L10 L9 L10

Staff 2:

- Measures 1-2: L10 R6 R6, R7 R6 R7 R6
- Measures 3-4: L10 R6 R6, R7 R6 L10 R1
- Measures 5-6: L10 R6 R6, R7 R6 R7 R6
- Measures 7-8: L10 R6 R6 R7, R6 L10 L9 L10

Book: O'Neill's 938

Source: O'Neill's 938

Transcription: Tom Keays, chords: Mike Long

>>

One too many

Jig

(England)

Am G Am Am G Am E Am G Am Am G Am

L5 L5 R2 L10 L10 R1 L5 L4 L5 R1 R1 L5 L5 R1 L10 R1a L5 L5 R2 L10 R1 L5 L4 L5 R1 R1 L5 L5 L5
↑ ↑ ↓ L10 ↓ L9 ↑ ↓ ↑ ↑ ↓ ↑ ↑ ↓ ↑ ↑ ↓ L10 ↓ L9 ↑ ↓ ↑ ↓ ↑ ↑ L9 ↑ ↑ L5 ↑ ↑

Am G D G Am G Am G Am

R2 L10 R7 R6 R6 L10 L10 R6 R6 R6 R6 L10 L10 R7 R6 R6 L10 L8 R1 R1 L5 L5 L5
↓ ↑ R7 ↓ ↑ L10 L8 ↓ L10 R6 L10 ↓ ↓ ↑ ↑ R7 ↓ ↑ L10 L10 ↑ ↑ L9 ↑ ↑ L5 ↑ ↑

Transcription: Mark Boronkay, chords: Mike Long

>>

Out on the ocean

The Portroe jig

Jig
APB Martin Hayes

(Ireland)

The musical score is written in treble clef with a key signature of one sharp (F#) and a 6/8 time signature. It consists of three systems of music. Each system includes a melodic line and a series of fretting instructions below it, such as 'R1', 'L5', 'L10', and 'R6', with arrows indicating the direction of the finger movement. Chords are indicated by letters G, C, D, Em, and (D) above the staff. The score includes repeat signs and first/second endings.

>>

Book: O'Neill's 795

Source: Hayes Cahill Live in Seattle

Discography: Hayes Cahill Live in Seattle

Transcription: Transcription, chords: Mike Long

Paddy Carey

Paddy Carey's fortune

Single Jig

(Ireland)

The musical score is written in D major (two sharps) and 6/8 time. It consists of four systems of music. Each system has a treble clef staff with a key signature of two sharps and a 6/8 time signature. Above the staff are chord letters (D, G, A) and below are rhythmic notation symbols (L5, R2, R1a, etc.) with arrows indicating fingerings. The score includes repeat signs and a double bar line at the end of the fourth system.

>>

Book: Kerr's Fourth p23

O'Neill's 1820

Source: Kerr's Fourth

Transcription: Transcription, chords: Mike Long

Paddy Fahy's 1

Jig

The image shows two staves of musical notation for the jig 'Paddy Fahy's 1'. The music is in the key of D major (two sharps) and 6/8 time. The notation includes treble clef, a key signature of two sharps, and a 6/8 time signature. The melody consists of two lines of music, each with a repeat sign at the end. Above the notes, chords are indicated: D, A, C, G. Below the notes, fingerings are specified using letters L (left hand) and R (right hand) with numbers 1-5, and sometimes 'a' for an accent. Arrows indicate the direction of the finger movement (up or down).

Chords and fingerings for the first staff:

- Measure 1: D (L3 L7, R2, L5; ↑ ↑ L5, R1a; ↑ ↑ ↓ ↓)
- Measure 2: A (L5 L5, L5, L4; ↑ ↓ L4, L5; ↓ ↓ ↓ ↓)
- Measure 3: D (L3 L7, R2, L5; ↑ ↑ L5, R1a; ↑ ↑ ↓ ↓)
- Measure 4: A (L5 L5, L3 L3; ↑ ↓ L4; ↓ ↓)
- Measure 5: C (L6 L3, L4, L5; ↑ ↑ L3, L7; ↑ ↓ ↓ ↓)
- Measure 6: D (L5 R2, L9 L9; ↑ ↑ R1; ↑ ↑)
- Measure 7: G (L10, L10, L8 L7; ↓ R6; ↑ ↑ L7; ↑ ↓)
- Measure 8: A (L5 L4, L3 L3; ↓ ↓ L5; ↑ ↑)
- Measure 9: D (L5 L4, L3 L3; ↓ ↓ L5; ↑ ↑)

Chords and fingerings for the second staff:

- Measure 10: D (L3 L7, R6, L10; ↑ ↑ L5, L10; ↑ ↑ ↓ ↓)
- Measure 11: A (L10, L5, L5; ↓ R1a, L5, L4; ↓ ↑ ↑ ↓ ↓ ↓)
- Measure 12: C (L5 L5, L3 L10; ↑ ↓ L4; ↑ ↓ R1; ↓ ↑)
- Measure 13: G (L9 L9, L4; ↑ ↑ L5, L3; ↑ ↓ ↓ ↓)
- Measure 14: D (L6 L3, L4, L5; ↑ ↑ L3, L7; ↑ ↓ ↓ ↓)
- Measure 15: G (L5 R2, L9 L9; ↑ ↑ R1; ↑ ↑)
- Measure 16: C (L10, L10, L8 L7; ↓ R6; ↑ ↑ L7; ↑ ↓)
- Measure 17: D (L5 L4, L3 L3; ↓ ↓ L5; ↑ ↑)
- Measure 18: A (L5 L4, L3 L3; ↓ ↓ L5; ↑ ↑)
- Measure 19: G (L5 L4, L3 L3; ↓ ↓ L5; ↑ ↑)
- Measure 20: D (L5 L4, L3 L3; ↓ ↓ L5; ↑ ↑)

Source: Fisherstreet

Ricker ABC file

Transcription: Transcription:?, chords:Mike Long



Paddy Fahy's 2

Jig

The musical score is presented in three systems, each with a treble clef and a key signature of one sharp (F#). The time signature is 6/8. The first system consists of two measures with chords G, G (C), F, F, C, G, and G (C). The second system consists of two measures with chords G, D, G, G, D, and F. The third system consists of two measures with chords C/A, G, D, G, D, G, and G. Fingerings are indicated by numbers 1-5 above notes and arrows (up/down) below notes. Chords are indicated by letters above the staff.

System 1 Chords: G, G (C), F, F, C, G, G (C)

System 2 Chords: G, D, G, G, D, F

System 3 Chords: C/A, G, D, G, D, G, G

>>

Source: Mulvihill's tune collection

Ricker ABC file

Transcription: Transcription:?, chords:Mike Long

Paddy O'Rafferty

Jig

(Ireland)

The musical score consists of five systems of music, each with a treble clef and a key signature of one sharp (F#). The time signature is 6/8. Each system contains a melodic line and a set of fingerings below it. Chords are indicated above the notes.

System 1: Chords: G, C, G, C, D, G, C, G, C (D). Fingerings: L5 L5 L3 L3, L3 L9 L5 L4, L5 L5 L3 L3, L5 L5 L5 L4, L5 L5 L3 L3, L3 L9 L9 L10, L10 R1 L5, L5 L5 L5 L4.

System 2: Chords: G, C, G, C, D, G, C, G, C (D). Fingerings: L3 R1 L3 L5, L3 R1 L5 L4, L3 R1 L3 L5, L5 L5 L5 L4, L3 R1 L3 L5, L3 L9 L9 L10, L10 R1 L5, L5 L5 L5 L4.

System 3: Chords: G, C, G, G, C, G, G, C, D, C, G, C (D). Fingerings: L10 L10 L10 L10, L10 R3 R1, R2 R1 L10 R6, L5 L5 L5 L3, L10 L10 L10 L10, R6 L10 R6 R6, L10 R1 L5, L5 L5 L5 L4.

System 4: Chords: G, C, G, C, D, G, C, G, C (D). Fingerings: R1 L3 L5 L3, R1 L5 L5 L4, R1 L3 L5 L3, L5 L5 L5 L4, R1 L3 L5 L3, L3 L9 L9 L10, L10 R1 L5, L5 L5 L5 L4.

System 5: Chords: G, C, G, C, D, G, C, G, C (D). Fingerings: R1 L5 L5, R1 L5 L5 L4, R1 L5 L5 L4, L5 L5 L5 L4, R1 L5 L5 L5, R1 L5 L5 L9, L10 R1 L5, L5 L5 L5 L4.

>>

Book: O'Neill's 954

Kerr's Second p29

Source: My arrangement from various sources

Transcription: Transcription, arrangement, chords: Mike Long

Paddy whack

When history's muse

Jig

(Ireland)

The musical score consists of two staves of music in 6/8 time, with a key signature of one sharp (F#). The first staff contains the first line of music, and the second staff contains the second line. Above each staff are chord symbols: G, C, G, G, C, D, G, D, C, G, G, D, G. Below the notes are detailed fingerings for both hands, using letters L (left) and R (right) and numbers 1-5 to indicate specific fingers. Arrows indicate the direction of finger movement (up or down).

Book: Kerr's First

O'Neill's

New England Fiddler's Repertoire

Source: Kerr's First

Transcription: Transcription, chords: Mike Long

>>

Paddy's leather britches

Jig

(Scotland)

Staff 1: Chords: Bm, A, Bm, A, F#m. Fingerings: R1 R1 R6, R6 L9 R6, R1 R1 R6, R1a L5 R6 R1a, L9 R1 R6, R6 L9 R6, R6 R7 R6, R1a L5 R6 R1a. Upstrokes: ↑ ↑ ↑, ↑ ↓ ↓, ↑ ↑ ↑, ↓ ↓ ↓, ↓ ↓ ↓, ↑ ↓ ↓, ↑ ↓ ↓, ↓ ↓ ↓, ↓ ↓ ↓. Downstrokes: ↓ ↓ ↓, ↓ ↓ ↓, ↓ ↓ ↓, ↓ ↓ ↓, ↓ ↓ ↓, ↓ ↓ ↓, ↓ ↓ ↓, ↓ ↓ ↓.

Staff 2: Chords: A, Bm, A, F#m, A, Bm, A, F#m. Fingerings: R7 R6, R6 L9 R6, R7 R6, R1a L5 R6 R1a, R7 R6, R6 L9 R6, R6 R7 R6, R1a L5 R6 R1a. Upstrokes: ↑ ↑ L10, ↑ ↓ L9 L10, ↑ ↑ L10, ↓ ↑ L5 L10, ↑ ↑ L10, ↑ ↓ L9 L10, ↑ R6 L10 R7, ↓ ↑ L5 L10. Downstrokes: ↓ ↓ ↓, ↓ ↓ ↓, ↓ ↓ ↓, ↓ ↓ ↓, ↓ ↓ ↓, ↓ ↓ ↓, ↓ ↓ ↓, ↓ ↓ ↓.

Staff 3: Chords: Bm, A, Bm, A, F#m. Fingerings: L9 R1 R1a R1a, L9 R1 R6, R1a R1a L9 R1, L5 L5 R6 R1a, L9 R1 R1a R1a, L9 L10 L10, R6 R7 R6, R1a L5 R6 R1a. Upstrokes: ↓ ↑ L9, ↓ R1a, ↓ ↑ L9 L10, ↓ ↓ R1a ↑ R1, ↑ ↑ L5 L10, ↓ ↑ L9 L9, ↓ R1a R6, ↑ R6 L10 R7, ↓ ↑ L5 L10. Downstrokes: ↓ ↓ ↓, ↓ ↓ ↓, ↓ ↓ ↓, ↓ ↓ ↓, ↓ ↓ ↓, ↓ ↓ ↓, ↓ ↓ ↓, ↓ ↓ ↓.

Staff 4: Chords: A, Bm, A, F#m, A, Bm, A, F#m. Fingerings: R7 R7 L10, R6 L9 R6, R7 R6 R6, R1a L5 R6 R1a, R7 R7 L10, R6 L9 R6, R6 R7 R6, R1a L5 R6 R1a. Upstrokes: ↑ R6 R6, ↑ ↓ L9 L10, ↑ ↓ R7 L10, ↓ ↑ L5 L10, ↑ R6 R6, ↑ ↓ L9 L10, ↑ R6 L10 R7, ↓ ↑ L5 L10. Downstrokes: ↓ ↓ ↓, ↓ ↓ ↓, ↓ ↓ ↓, ↓ ↓ ↓, ↓ ↓ ↓, ↓ ↓ ↓, ↓ ↓ ↓, ↓ ↓ ↓.

>>

Source: Richard Robinson

Transcription: Transcription:Richard Robinson(?), Chords:Mike Long

The pet of the pipers

Doherty's fancy

Jig

(Ireland)

Chord symbols: A, E, A, D, A, E, A, A, E, A, A, D, A, D, A, E, A

Fingerings: L4, L5, R1a, L5, R2, L5, L10, L5, R1a, L8, L5a, L4, R1a, L5, R1a, L5, R2, L5, L10, R6, R3a, L10, L5, R2, L5a, L8, L10, R7, R3a, R6, R7, R3a, L10, R7, R3a, R6, R7, R7, R3a, R7, R6, L10, R6, L10, R1a, L5, R6, R3a, L10, L5, R2, L5a, L8

Book: O'Neill's 811

Kerr's First p36

Source: Kerr's First p36

Transcription: Transcription, minor arr., chords:Mike Long

>>

Pipe on the hob

Burns's Dream

(Ireland)

Jig

Am Am G Am G G Am Am G Em G Am

G Am G G Em G Am

Am G Am Am G Am Am G Am G Em G Am

Book: Joyce, P. W.; "Old Irish Folk Music and Songs"
O'Neill's 705

Source: My arrangement from various sources- mostly O'Neill's
Transcription: Transcription, arrangement, chords:Mike Long

>>

The piper's bonnet

Jig

Or use Am...

Chords: A A C G

Fingerings for first staff:
 Measure 1: R1 ↓, L10 ↑
 Measure 2: L10 ↑, L8 ↑, L10 ↑
 Measure 3: L10 ↑, L8 ↑, L5 ↑, R1 ↑, L10 ↑
 Measure 4: L10 ↑, L8 ↑, L10 ↑, R1 ↓, L5 ↓, L5 ↓, R1 ↓, L10 ↓

Chords: A G A C G

Fingerings for second staff:
 Measure 1: R1 ↓, L10 ↑
 Measure 2: L10 ↑, L8 ↑, R7 ↑, L5 ↑
 Measure 3: R2 ↓, L5 ↓, L5 ↓, R1 ↓, L10 ↓
 Measure 4: L10 ↑, L8 ↑, R7 ↑, L5 ↑
 Measure 5: R1 ↓, L5 ↓, L5 ↓, R1 ↓, L10 ↓

Book: Kerr's Fourth p30

Source: Kerr's Fourth p30

Transcription: Transcription, chords:Mike Long

>>

Put on your clothes

The short grass

Jig

(Ireland)

Chords: C G Am F C G Am F

Fingerings: L10 L9 L5 R1 L4 L4 L3 L3 L5 L9 L5 R1 L4 L5 L5 L10 L10 L9 L5 R1 L4 L4 L3 L3 L5 L9 L10 L10 L9 L5 L5

Chords: C Am G C F Am

Fingerings: R6 R7 R6 L10 L10 L9 L10 R7 R7 R7 L10 L10 L10 L10 L9 L10 R3 L10 L10 L10 L9 L5 R6 R7 R6 L10 L10 L9 L10 R7 R6 L10 L9 L9 L10 L10 R3 L10 L10 L10 L9 L5

Chords: C Am G C G Am F

Fingerings: R6 R7 R6 L10 L10 L9 L10 R7 R7 R7 L10 L10 L10 R6 R3 R7 R3 R6 R3 L10 R1 L9 L10 L10 L9 L5 R6 R7 R6 L10 L10 L9 L10 L10 L9 L10 L10 L9 L5

>>

Book: O'Neill's 1050 Put on your clothes

O'Neill's 981 The short grass

Kerr's Second p26

Source: O'Neill's 1050

Transcription: Transcription:henrik.norbeck, chords:Mike Long

The queen of the rushes

(Ireland)

Jig

See also: The humors of Ennistymon

G C (D) G C D G C (D) G D G

L10 ↓ L9 ↑ R1 L5 L5 ↓ R2 ↑ L9 L5 L5 ↓ L5 ↑ R1 L5 L5 R1 L9 L5 L7 L4 R1 L5 R1 L9 L5 L5 L5 R1 L10 L9 L5 L5 L5

D G D F (A) D G D G

R6 ↓ R6 L10 R6 R7 L10 L9 R6 R6 R7 R6 R7 R6 L10 R3 L10 R6 R7 R6 L10 L5 R1 L10 L9 L5 L5 L5 L5

G D G D G

R1 ↑ L9 ↓ L10 R6 R1 L10 R6 R1 L9 R1 L5 L9 L5 L9 R1 L10 R6 R1 L10 R6 L9 R1 L10 L9 L5 L5 L5 L5

Arr. 2

D G D A D D G D A D

L5 ↑ L5 ↓ L7 L3 L3 L7 L5 L4 L4 L5 L7 L3 L3 L7 L5 L4 L3 L5 L7 L3 L3 L7 L5 L4 L4 L5 L5 L5 L5 L4 L3 L4 L3

C D Am C D A D

R1 ↑ L9 L5 R1 L10 L10 L5 L5 L10 R6 L10 L10 L9 L5 L9 L5 R1 L10 L10 L5 L5 L7 L5 L4 L3 L4 L3

D C D D A D

L7 ↑ L5 ↓ L5 R2 L5 L7 L5 R2 L5 L7 L5 L4 R1 R1 R1 L4 L7 L5 L5 R2 L5 L7 L5 R2 L5 L5 L7 L5 L4 L5 L3 L4 L3 L3

>>

Book: Irish Old and New

Irish Traditional Music Session Tunes 3

Source: 1 Irish Traditional Music Session Tunes 3- mostly

2 Planxty- Words and music

Discography: Planxty- Words and music

Transcription: 1 Transcription, arrangement, chords:Mike Long

2 Transcription, chords:Mike Long

The races at Carrick

Jig

(Ireland)

See also: The tar road to Sligo

Chord sequence for the first staff: D G A D G A D G A D G A D

Chord sequence for the second staff: D D A G A D D A G A D

Book: O'Neill's 836

Source: O'Neill's 836

Transcription: Transcription, chords: Mike Long

>>

The rakes of Clonmel

The boys of the Lough

Jig

(Ireland)

Am G Am G G C G Am G Am

L5 L9 R1 L5 L4 L4 L5 L5 L9 L5 L10 R1 L5 L5 R6 R6 R6 L10 R6 L10 L5 L9 L10 L9 L5 L4 L4 L5 L5

↑ R1 ↑ ↑ L5 ↓ ↓ L3 ↓ ↑ L5 R1 ↑ R1 R2 L9 ↑ ↓ L5 R2 ↓ ↓ R6 ↑ R6 ↓ R1 R1 L10 ↑ ↑ L5 ↓ ↓ L3 ↓ ↑ L5

Am G G C G Am G Am

R7 R7 L10 R7 L10 L9 L5 R2 R6 L10 R6 L9 R1 L5 R6 R6 L10 R6 R3 L10 L5 L9 L10 L9 L5 L4 L4 L5 L5

↑ ↑ R7 L10 ↑ L5 L5 R6 ↓ ↑ R7 L10 ↑ L5 L5 ↓ ↓ R7 ↓ ↑ L10 ↓ R1 R1 L10 ↑ ↑ L5 ↓ ↓ L3 ↓ ↑ L5

Am G C G Am G Am G Am

R7 R7 L10 R7 L10 L9 L5 R2 R6 L10 R6 L9 R1 L5 R1 L9 R1 L10 R1a L10 L10 R1 L9 L10 L9 L5 L4 L4 L5 L5

↑ ↑ R7 L10 ↑ L5 L5 R6 ↓ ↓ R7 L10 ↑ L5 L5 ↑ ↑ L9 ↓ ↓ L10 ↑ ↓ L9 ↑ ↑ L10 ↑ ↑ L5 ↓ ↓ L3 ↓ ↑ L5

Alt. B

Am Em G C G Am G Am G Am

R1 L5 R7 R7 R3a R7 R6 L10 R6 R6 R7 L10 L10 L5 R1 L9 R1 L10 R1a L10 R3 R1 L9 L10 L9 L5 L4 L4 L5 L5

↑ ↑ R7 ↓ R7 ↓ ↓ L10 R6 ↓ ↑ R6 R6 ↓ R1 L5 ↑ ↑ L9 ↓ ↓ L10 ↑ ↑ L10 ↑ ↑ L10 ↑ ↑ L5 ↓ ↓ L3 ↓ ↑ L5

Book: O'Neill's 902

Source: O'Neill's 902

Transcription: Transcription, slight arr., chords: Mike Long

>>

The rakes of Kildare

The Galbally farmer

Jig

(Ireland)

The musical score consists of three systems of music, each with a treble clef and a key signature of one sharp (F#). The first system has a 6/8 time signature. Each system includes a melodic line and a set of fingerings below it, with chords (Am, G, Em) indicated above the staff. The fingerings use letters L (left hand) and R (right hand) with numbers 1-5, and arrows indicating up (↑) and down (↓) strokes.

System 1: Chords: Am, G, Am, Em, G, Am. Fingerings: L4 ↓, L4 ↓, L5 ↑, L5 ↓, L5 ↓, R1 ↑, L10 ↓, R6 ↓, R6 ↓, L10 ↓, L10 ↓, L10 ↓, L5 ↓, L4 ↓, L4 ↓, L5 ↑, L5 ↓, L5 ↓, R1 ↑, L10 ↓, R6 ↓, R6 ↓, L10 ↓, L5 ↓, L5 ↓, L5 ↓.

System 2: Chords: Am, G, Am, Em, G, Am. Fingerings: R7 ↑, R7 ↑, L10 ↑, R7 ↓, R7 ↓, R7 ↓, R7 ↓, R7 ↓, R6 ↓, L10 ↓, L10 ↓, L10 ↓, L5 ↓, R7 ↓, R7 ↑, L10 ↑, R7 ↓, R7 ↓, R7 ↓, R6 ↓, R6 ↓, L10 ↓, L5 ↓, L5 ↓, L5 ↓.

System 3: Chords: Am, G, Am, Em, G, Am. Fingerings: R7 ↑, L10 ↑, R7 ↓, R7 ↓, R7 ↓, R7 ↓, R7 ↓, R6 ↓, L10 ↓, L10 ↓, L10 ↓, L5 ↓, L4 ↓, L4 ↓, L5 ↑, L5 ↓, L5 ↓, R1 ↑, L10 ↓, R6 ↓, R6 ↓, L10 ↓, L5 ↓, L5 ↓, L5 ↓.

>>

Book: Kerr's First p37

Krassen O'Neill's p 32

Roche 1 n87

O'Neill's 847

Source: My arrangement from various sources

Transcription: Transcription, arrangement, chords:Mike Long

The rambling pitchfork

Roland's return

Jig

(Ireland)

Chords: G Am C D G Am Em Em B Em G D Em B Am Em

Fingering: L4 ↓ L7 ↑ L5 L7 R1 L5 R2 L5 L5 L5 R1 L10 ↓ L9 L10 ↓ R6 R6 L10 L5 L5 L7 R1 L5 R2 L5 L5 L5 R1 R1 L5 R1 L5 L4

Fingering: R1 R1a R1a L10 R6 R6 R6 R1a L9 R1a L10 R6 R6 R7 R7 R7 R6 L10 R6 R6 R6 R1a R1 L5 L5 R1 R1 L5 R1 L5 L4

Book: Kerr's First p39

Roche 1 n92

Source: Kerr's First p39

Transcription: Transcription, chords:Mike Long

>>

Richard Brennan's Brennan's favourite

Jig

The musical score is written in D major (one sharp) and 6/8 time. It consists of two staves of music. The first staff begins with a treble clef and a key signature of one sharp (F#). The second staff also begins with a treble clef and a key signature of one sharp. The music is a jig, characterized by its 6/8 time signature and rhythmic patterns. Fingerings (L6, L7, L3, L4, L5, L7, R2, L7, L6, L3a, L6, L4, L7, L7, L3, L7, L7, L4, L3, L5, L5, L7, L3a, L3) and chords (D, A, D, A, D) are indicated above the notes. The second staff includes additional chords (D, A, D, (A), D, A, G, A, D, A, D, (A), D, A, D) and fingerings (R6, R6 L10, L10, R1a, L10, L10, L8, L7, R6 L10, L10, R1a, L10, R7, R7, R6 L10, L10, R1a, L10, L10, L8, L7, L3, L7, R2, L7, L7, L3a, L3) below the notes.

Book: The Irish Fiddle Book
 Source: Xerox of sets(Cooking with turf (?))
 Discography: James Kelly: Capel Street
 Mick Moloney: Strings attached
 Transcription: Transcription, chords:Mike Long

>>

The road to Lisdoonvarna

Single Jig

(Ireland)

Chords for the first staff: Em, (G), D, Em, (G), A, 1 Em, 2 Em

Chords for the second staff: Em, D/G, A, G, Em, D/G, A, 1 Em, 2 Em

Source: My arrangement from various sources

Transcription: Transcription, arrangement, chords: Mike Long

>>

The road to Lurgan

Jig

(Ireland)

G C G G D G C G G D G
 L3 L5 R1 L9 L5 R1 L5 L5 R1 L9 L5 L7 L3 L7 L5 R1 L9 L5 R1 L5 R2 L10 L9 L5 L5 L5
 ↑ ↓ ↑ L5 ↑ ↑ ↑ ↑ L5 ↓ ↓ ↑ L10 L5 ↑ ↑ L4 ↓ ↑ L5 ↓ ↑ L5 ↑ ↑ ↑ L5 ↑ ↑ L10 ↑ ↑ L7 ↓ ↓

G D D G D D (C) G D D G D G
 L9 R1 L5 L5 L7 L3 L4 L5 L3 R1 L5 L5 L7 L7 L5 R1 R1 L5 L5 L7 L3 L4 L5 L3 R1 L9 R1 L9 L5 L5 L5
 ↑ ↑ ↑ L5 ↑ ↑ L3 ↑ ↓ L3 L7 ↑ ↑ L5 ↑ ↑ L3 ↑ ↑ ↑ L9 ↑ ↑ L5 ↑ ↑ L3 ↑ ↓ L3 L7 ↑ ↑ L10 ↑ ↑ L7 ↓ ↓

Book: O'Neill's 830

Source: Richard Darsie's web page

My arrangement from various sources

Transcription: Transcription, arrangement, chords: Mike Long

>>

The rose in the heather

Jig

The musical score is presented in three systems, each on a single treble clef staff with a key signature of one sharp (F#) and a 6/8 time signature. The notes are written in a rhythmic pattern characteristic of a jig. Above the notes, chords are indicated by letters: D, A, G, and F# (labeled as 'A' in the score). Below the notes, specific fingerings are provided using letters L (left hand) and R (right hand) with numbers 1-5, and arrows indicating the direction of the stroke (up or down). The score includes repeat signs and first/second endings. The first system covers measures 1-6, the second system covers measures 7-12, and the third system covers measures 13-18.

>>

Source: My arrangement from various sources

Discography: Frankie Gavin: Frankie Goes to Town

Transcription: Transcription, arrangement, chords: Mike Long

Saddle the pony

Jig

(Ireland)

The musical score is written in D major (one sharp) and 6/8 time. It consists of two staves of music. The first staff contains the first eight measures, and the second staff contains the remaining four measures. Above the notes, chords are indicated: D, A, A, D, A, G, D, A, A, G in the first staff; and A, D, A, A, D, G, A, D, A, G in the second staff. Below the notes, fingerings are indicated with letters R (Right hand), L (Left hand), and numbers 1-5, along with arrows pointing up or down to indicate the direction of the finger stroke.

Book: O'Neill's 718

Source: O'Neill's 718

Transcription: Transcription, chords: Mike Long

>>

Saint Patrick's day

Jig

(Ireland)

Chords: G, D, Am, C, G, D, Am, C, G, G, (Em), D, C, G, (Em), D, C, G, (Em), 1 D C, 2 D C

Fingerings (L: Left hand, R: Right hand, numbers 1-5):

Staff 1: L3 ↑, L5 L5 L5 L5 R1 L9 ↓ ↑ ↓ ↓ ↑ ↑, L10 ↓ L10 L10 R1 L5 ↓ ↓ ↓ ↑, L5 ↑ L5 L5 R1 L5 L3 ↓ ↑ ↓ ↓ ↑ ↑, L4 L7 L4 L4 L3 ↓ ↑ ↓ ↓ ↑ ↑, L5 L5 L5 L5 R1 L9 ↓ ↑ ↓ ↓ ↑ ↑, L10 ↓ L10 L10 R1 L5 ↓ ↓ ↓ ↑

Staff 2: L5 L5 L5 R1 L5 L3 ↓ ↑ ↓ ↑ ↓ ↑, L4 L7 L5 ↓ ↑ ↓ ↑, R2 ↑, L10 L10 R6 ↓ ↑ ↑, R6 L10 ↓ ↑, R6 L10 L10 R1 ↓ ↑ ↓ ↑, L10 L10 R6 ↓ ↑ ↑, R6 R7 R6 ↓ ↑ ↓

Staff 3: R6 L10 ↑ ↑ L10 ↓ ↓, L10 L10 ↓ ↑, L10 R6 ↓ ↑, R6 L10 ↓ ↑, R6 L10 L10 R1 ↓ ↑ ↓ ↑, L10 R6 ↓ ↑, R6 R7 R6 ↓ ↑ ↓, R6 L10 L10 ↑ ↑ L10 ↓ ↓, R6 L10 L10 R6 ↓ ↑ ↓

>>

Book: RSCDS 3-3 (?)

NE Fiddler's Repertoire

Gow's Repository (?)

Source: My arrangement from various sources

Transcription: Transcription, arrangement, chords: Mike Long

Sally Hunter

Jig

The image shows a musical score for a jig in D major, 6/8 time. It consists of three staves of music. Above each staff are chord names: D, G, D, G, A, D, G, D, G, A, D. Below the notes are detailed fingering instructions using letters L (left hand) and R (right hand) with numbers 1-5 and 'a' for the first finger. Arrows indicate the direction of finger movement (up or down).

Staff 1: Chords: D, G, D, G, A, D, G, D, G, A, D. Fingerings include L5, L3 L7 R2, R1 L5 R2 L5, L9 R1a L10 R6, L10 L10 L9, L3 L7 R2, R1 L5, L9 R1a, L10 R6 L10 R1a, L10 L10.

Staff 2: Chords: D, G, D, G, D, A, D, G, D, G, A, D. Fingerings include R6, R6 L10 R6 L10, R7 R6 R7 R6, R6 L10 L10 R6, L10 L10 L9, R6 L10 R6 L10, R7 R6 R7 R6, R6 R7 R2, L10 L10.

Staff 3: Chords: D, G, D, G, D, A, D, G, A, D. Fingerings include R6 L10 R6 L10, R7 R6 R7 R6, R6 L10 L10 R6, L10 L10 L9, L5 L7 R2 L5, R1 L5 L9 L10, L10 R6 L10 R1a, L10 L10.

>>

Source: Nottingham Music Database

Transcription: Transcription:?, arrangement: Phil Rowe, chords: Mike Long

Seamus Cooley's jig

Jig

The musical score is presented in three systems, each with a treble clef, a key signature of one sharp (F#), and a 6/8 time signature. The notes are written in a rhythmic style typical of a jig. Chords are indicated above the staff, and fingerings are indicated by numbers 1-5 and letters R (right hand) and L (left hand) with arrows showing the direction of the stroke.

System 1: Chords: G, D, G, G, D, G. Fingerings: R1 L5 L5 L4, L3 L3 L4, L5 R1 L5, L5 L5 L5, R1 L5 L5 L4, L3 L3 L4, L5 L5 L5 L5, L5 L5 L5.

System 2: Chords: G, Am, D, G, C, D, G. Fingerings: R1 L5 R1, R1, R1, R1, R1, L5 L5 L5 L4, L5 R1 L5 L5 L5, R1 L5 R1, R1, R1, R1, L5 R1 L5 L5 L4, L5 L5 L5.

System 3: Chords: G, Am, D, G, G, D, G. Fingerings: R1 L5 L10, R1, R1, R1, L5 L5 L4, L5 R1 L5 L5, R1 L5 L5 L4, L3 L3 L4, L5 L5 L5 L5, L5 L5 L5.

>>

Source: tonyji~1.abc

Transcription: Transcription:???, chords:Mike Long

Sean Ryan's

(Ireland)

Jig

The image shows a musical score for a jig in G major, 6/8 time. It consists of two staves of music. The first staff contains the first line of the melody, and the second staff contains the second line. Above the notes are chord symbols: Am, G, Am, G, Am, G, Am, G, Am, G, Am, G, Am. Below the notes are detailed fingering instructions for the left and right hands, using letters L and R with numbers 1-5 and arrows indicating finger direction.

Book: Music from Ireland Vol. 3
 Source: Music from Ireland Vol. 3
 Transcription: Transcription, chords:Mike Long

>>

Sgian Dubh

Jig

The musical score for 'Sgian Dubh' is presented in three systems, each with a treble clef and a key signature of two sharps (F# and C#). The time signature is 6/8. The first system consists of two measures with chords Bm, D, A, Bm, G, A, Bm, D, A, D, A, Bm. The second system also consists of two measures with chords Bm, A, Bm, D, Bm, A, D, A, Bm. The third system consists of two measures with chords Bm, A, Bm, D, Bm, A, D, A, Bm. Each measure includes specific fingering instructions for the left and right hands, such as L7, L3a, L2, R1, L7, L5, L7, L4, L3a, L6, L6, R1, L7, L9, R1a, R1a, L2, R1, L7, L5, L7, L4, L3a, L6, L3, L4, L7, L3, L2, L10, R6, L9, R1a, R1a, L5, R1a, R6, L9, R1a, R6, R6, R6, L9, R6, L9, R1a, R1a, L5, R1a, R2, L10, L10, R1a, R6, L10, R1, R6, L9, R1a, R1a, L5, R1a, R6, R7, L10, L10, R1a, R7, R1a, L3, L4, L4, L7, L7, L3, L2, and various combinations of up (↑) and down (↓) strokes.



Book: Kerr's Second p35

Source: Kerr's Second p35

Transcription: Transcription, chords:Mike Long

Shandon bells

Jig

(Ireland)

Chords: D, D A G, G A D, D A G A, D

Measure 1: R1 ↑, L5 L7 L3 L5 ↑ ↑ ↑ ↑

Measure 2: R2 L10 R1a L5 ↑ ↑ L10 ↓ L9 ↓ ↓ ↓

Measure 3: R1 L5 L4 L5 ↑ ↓ L4 L7 ↑ ↑ ↑ ↑

Measure 4: R1 L5 L9 R1a ↓ ↓ L10 ↓ ↓ ↓

Measure 5: L8 L7 L3 L5 ↑ ↑ L3 L7 ↑ ↑ ↑ ↑

Measure 6: R2 L10 R1a L5 ↑ ↑ L10 ↓ L9 ↓ ↓ ↓

Measure 7: L9 R1a L10 L5 ↓ ↓ L10 ↑ R1a ↓ ↓ ↓

Measure 8: R2 L10 L9 ↑ ↓ R1a ↓ ↓ ↓

Measure 9: L10 L10 ↓ ↓, R6 ↓

Measure 10: R6 L10 L10 ↑ ↓ L10 L10 ↑ ↑ ↓ ↓

Measure 11: R6 R7 R6 ↑ R7 R7 L10 ↑ ↑ ↑ ↑ ↓

Measure 12: R1a L5 L5 ↓ L5 R2 L5 ↑ ↑ ↑ ↑ ↑

Measure 13: R1a R1a L10 R6 ↓ L9 ↑ ↑ R6 ↓ ↓ ↓

Measure 14: R6 L10 L10 ↑ ↓ L10 L10 ↑ ↓ ↓ ↓

Measure 15: R6 R7 R6 ↑ R7 R7 L10 ↑ ↑ ↑ ↑ ↓

Measure 16: L9 R1a L10 L5 ↓ ↓ L10 ↑ R1a ↓ ↓ ↓

Measure 17: R2 L10 ↑ ↓

Book: O'Neill's 814

Source: O'Neill's 814

Transcription: Transcription, chords: Mike Long

>>

The ship in full sail

Jig

The image shows a musical score for a jig titled "The ship in full sail". It consists of two staves of music in G major, 6/8 time. The first staff contains the first line of music, and the second staff contains the second line. Above the notes are chord symbols: G, C (G), D, G, C, G, D, G. Below the notes are detailed fingering instructions for the left and right hands, using letters L and R and numbers 1-7 to indicate finger positions. The score includes repeat signs at the beginning and end of each line.

Book: Flute tutor(?)

Irish Traditional Music Session Tunes 2 n32

Source: My arrangement from various sources

Discography: De Dannan: Star Spangled Molly.

Transcription: Transcription:??,arr., chords:Mike Long

>>

Slieve Russel

Jig

(Ireland)

Am Am G Em G Am Am G Em (F) G Am

L10 L8 R1 L10 L10 R7 R6 L10 L10 L10 L9 R1 L5 R1 L10 L10 L8 R1 L10 L10 R7 R6 L10 L10 L10 L9 L9 R1 L5 L8

↑ ↑ L5 L9 ↑ ↑ R6 ↓ ↑ L10 ↑ ↓ R1 L9 ↑ ↑ L5 L9 ↑ ↑ L5 L9 ↑ ↑ R6 ↓ ↑ L10 ↑ ↓ R1 ↑ ↑ ↑ ↑ ↓ ↑ ↓ ↑ ↓ ↑ ↓ ↑ ↓ ↑ ↓ ↑ ↓ ↑ ↓ ↑ ↓ ↑ ↓

Am D G Am D Am Am D G Em (F) G Am

L10 R7 L10 R6 R7 R6 R6 L10 L10 R7 L10 R6 R6 L10 L10 L10 L10 R7 L10 R6 R7 R6 R6 L10 L10 L10 L9 L9 R1 L5 L5

↑ ↑ R7 R6 ↑ ↓ R6 ↓ ↑ L10 ↑ ↑ R7 R6 ↑ ↑ L10 ↑ ↓ ↑ ↓ ↑ ↓ ↑ ↓ ↑ ↓ ↑ ↓ ↑ ↓ ↑ ↓ ↑ ↓ ↑ ↓ ↑ ↓ ↑ ↓ ↑ ↓

Book: Music from Ireland Vol. 3
 Source: Music from Ireland Vol. 3
 Transcription: Transcription, slight arr., chords:Mike Long



Smash the windows

Roaring jelly

Jig

(Ireland)

Chords: D D A G D A D D A G A 1 D

Fingering:

L3 L4 L7 R2 R6 L10 L5 L5 R1 L7 L5 L4 L7 L5 L4 L3 L4 L7 R2 R6 L10 L5 R1 R3 L10 R1a L10 L10 L8
 ↑ ↓ L3 L5 ↑ ↑ R1a ↓ ↑ ↑ ↓ ↓ L7 ↑ ↓ L3 L5 ↑ ↑ R1a ↑ ↓ R6 ↑ L10 ↓ L10 L10
 ↑ ↑ ↑ ↓ ↓ ↓ ↓ ↑ ↓ ↑ ↑ ↑ ↓ ↓ ↑ ↓ ↓ ↓ ↓ ↓ ↓

2 D D A D G D G D A D

Fingering:

L10 L10 R6 R7 R6 R6 L5 R7 R6 R6 R1a L8 R6 L10 R6 L10 R6 L10 R7 R6 R7 R7 R6 L10 L8 L9 L10 L10 R6
 ↓ L10 L10 R6 ↑ ↑ L10 ↑ R7 R6 ↓ L10 L10 ↑ R6 R6 ↑ ↓ ↓ ↑ ↑ ↑ ↓ ↑ R6 ↑ ↑ L10 ↓ R1a ↓ L10 L10 R6
 ↑ ↓ ↓ ↓ ↑ ↑ ↑ ↑ ↑ ↑ ↓ ↓ ↓ ↓ ↑ ↑ ↑ ↓ ↑ R6 ↑ ↓ ↓ ↓ ↓ ↓ ↓

D A D G D G D A D

Fingering:

R7 R6 R6 L5 R7 R6 R6 L10 L10 L8 R6 R6 R6 L10 R6 R6 R7 R6 R7 R7 R6 L10 L8 L9 L10 L10 L8
 ↑ ↑ L10 ↑ ↑ R7 R6 ↓ ↑ R1a ↑ ↓ R6 L10 ↑ ↑ L10 ↓ ↑ L10 ↑ ↓ R6 ↓ ↑ R6 ↑ ↑ L10 ↓ R1a ↓ L10 L10
 ↓ ↑ ↑ ↑ ↓ ↑ ↓ ↓ ↑ ↓ ↑ ↓ ↓ ↓ ↓ ↓ ↓ ↓ ↓



Book: Kerr's Fourth p22

O'Neill's 965

Source: My arrangement from various sources

Transcription: Transcription, arrangement, chords: Mike Long

The snow on the hills

Jig

Staff 1: Chords: D, C, G, D. Fingerings: L3 L7 L5 R2 L10, R6 L10 R6 L10 L8 L7, L3 L7 L5 R2 L5 R1, L9 L9 R1 L5 L5, L3 L7 L5 R2 L10, R6 L10 R6 L10.

Staff 2: Chords: D, A/G, 1 A D, 2 A D, D, G, D, D, G. Fingerings: R7 R6 R6, R6 L10, L10 R1a L10, L10 R1a L10 L8, R7 L5 L5, R6 L5 L5, R6 R7 R6 L10 L8, R7 L5 L5, R6 L5 L5.

Staff 3: Chords: D, A, D, G, D, D, A/G, 1 A D, 2 A D. Fingerings: R6 L10, L10 L8, R7 L5 L5, R6 L5 L5, R6 R7 R6 L10, R7 R6 R6, R6 L10, L10 R1a L10 L8, L10 R1a L10.

>>

Source: Boiled in Lead:Orb

Discography: Boiled in Lead:Orb

Transcription: Transcription, chords:Mike Long

Snug in the blanket

Jig

(Ireland)

The musical score is presented in three systems, each with a treble clef and a key signature of one sharp (F#). The first system includes chords Am, G, D, G, Am, G, D, G. The second system includes chords D, C, D, D, C, G, D/C, G. The third system includes chords D, G, D, D, C, G, D/C, G. Fingerings are indicated by numbers 1-5 (L/R) and arrows for up/down strokes.

>>

Book: O'Neill's 889

Source: O'Neill's 889

Transcription: Transcription, slight rearrangement, chords: Mike Long

The spinner's lilt

Jig

(Ireland)

The musical score is written in treble clef with a key signature of two sharps (D major) and a 6/8 time signature. The first staff contains the first eight measures of the piece, and the second staff contains the remaining eight measures. Above the notes, chords are indicated: D, D A, D, G A, D, A, G, A in the first staff; and D, D A, D, A, D G, D A, G, A in the second staff. Below the notes, specific fingerings are provided for each note, using letters L (left hand) and R (right hand) and numbers 1-7, along with arrows indicating the direction of the finger stroke.

Book: O'Neill's 1058

Source: O'Neill's 1058

Transcription: Transcription:henrik.norbeck, chords:Mike Long

>>

Stan Chapman's jig

Jig

Jerry Holland (Cape Breton)

The musical score consists of three staves of music in the key of D major (two sharps) and 6/8 time. The notes are as follows:

- Staff 1:** A E D E A E D A. Fingerings: L7 ↑, L4 ↓, L4 ↓, L5 ↓, R1 ↑, L9 ↓, L10 ↓, R6 ↑, L10 ↑, R6 ↑, R1a ↑, L10 ↑, L5 ↓, L5 ↓, L4 ↓, L4 ↓, L5 ↓, R1 ↑, L9 ↓, L10 ↓, R6 ↑, L10 ↑, R6 ↑, R1a ↑, L10 ↑, L5 ↓, L5 ↓.
- Staff 2:** A D A D A D A E A. Fingerings: R6 ↑, L10 ↑, L10 ↑, L5 ↓, R6 ↑, R6 ↑, R7 ↓, R6 ↑, R1a ↑, L5 ↓, R1a ↓, L7 ↓, R6 ↑, L10 ↑, L10 ↑, L5 ↓, R6 ↑, R6 ↑, R7 ↓, R6 ↑, R1a ↑, L5 ↓, R1a ↓, L5 ↓, L5 ↓, R6 ↑.
- Staff 3:** A D A D A D A E A. Fingerings: L10 ↑, L10 ↑, L5 ↓, R6 ↑, R6 ↑, R7 ↓, R6 ↑, R1a ↑, L5 ↓, R1a ↓, L7 ↓, R6 ↑, L10 ↑, L5 ↓, R1a ↓, L5 ↓, R6 ↑, L10 ↑, R6 ↑, R7 ↓, R6 ↑, R1a ↑, L5 ↓, R1a ↓, L5 ↓, L5 ↓, R1a ↓, L5 ↓, L5 ↓.

>>

Book: Jerry Holland's collection of fiddle tunes
 Source: Jerry Holland's collection of fiddle tunes
 Transcription: Transcription, chords:Mike Long

The star above the garter

Single Jig

(Ireland)

Chords: G D C C D G D C D

Fingerings and techniques:

- Staff 1: R1 ↑ L9 ↑; L10 ↓ R1 ↓ L5 ↓; L5 ↑ R1 ↑ L5 ↑ L5 ↑; L5 ↓ L4 ↓ R1 ↓; R1 ↑ L5 ↑ L5 ↑ R1 ↑; L10 ↓ R1 ↓ L5 ↓; L5 ↑ R1 ↑ L5 ↑ R1 ↑; L5 ↓ L4 ↓ R1 ↓; L3 ↓ L4 ↓ L3 ↓
- Staff 2: L10 ↓ R6 ↓ R7 ↓; R6 ↓ L10 ↓ R1 ↓; L5 ↓ R1 ↓ R1 ↓; R1 ↑ L5 ↑ L5 ↑ R1 ↑; L10 ↓ R6 ↓ R6 ↓; R6 ↓ L10 ↓ R1 ↓; L5 ↓ R1 ↓ R1 ↓ L4 ↓; L3 ↓ L4 ↓ L3 ↓

Book: Fiddler's Fakebook p264 (Chieftains?)

Irish Traditional Music Session Tunes 3

Source: My arrangement from various sources

Discography: Chieftains 4

Transcription: Transcription, arrangement, chords:Mike Long

>>

Statia Donnelly

Jig

Chords: D G C D A D D G

Chords: D C | 1 D | 2 D | D D G D

Chords: C D D G D C | 1 D | 2 D

Source: Various web abc's
 Transcription: Transcription:?, chords:Mike Long

>>

Statia Donnelly's jig

Jig

The image shows a musical score for a jig in G major, 6/8 time. It consists of two staves of music. The first staff has a key signature of one sharp (F#) and a 6/8 time signature. The second staff has a repeat sign at the beginning. Chords are written above the notes, and fingerings are indicated by numbers 1-5 and arrows (up/down) below the notes.

Staff 1:

- Chords: G, G, D, G, Em, Bm, Em
- Fingerings: L3 ↑, L5 L4 L5 ↓ ↓ L3 L5 ↓ ↓, R1 L10 R1 ↑ R3 L10 L5 ↓ ↓ L4 L5 ↓ ↓, L5 L3 L5 ↓ L4 L5 ↓ ↓, R1 L5 L5 L7 ↑ ↓ R1 ↑ L3 ↑, L5 L4 L5 ↓ ↓ L3 L5 ↓ ↓, R1 L10 R1 ↑ R3 L10 L5 ↓ ↓ L4 L5 ↓ ↓, L5 L4 L4 ↓ ↓, R1 L5 ↑ ↑ R1 ↑, L5 L4 L4 ↓ ↓

Staff 2:

- Chords: G, D, C, G, G, D, Em, G, D, C, G, Em, Bm, Em
- Fingerings: R6 ↑, R6 L10 R6 L10 ↓ ↑ ↑ L10 ↓, L10 L10 L10 L5 ↑ R6 ↓ R1 ↑ ↑, R6 R6 ↓ ↑ L10 ↑ L10 ↓, R7 R6 ↓, R1 L10 L10 ↑ ↑ L10 R6 ↑ ↑ ↑, R6 R6 ↓ ↑ L10 ↑ ↑ L10 ↓, R6 L10 ↑ ↑ L10 ↓, L10 R6 ↑ R6 L10 ↓ R1 ↑ ↑ ↑, L5 L4 ↓ ↓ L4 ↓, R1 L5 ↑ ↑ R1 ↑, L5 L4 L4 ↓ ↓

Source: Various web abc's
 Transcription: Transcription:?, chords:Mike Long



Steamboat quickstep

Jig

Staff 1:
 Measure 1: A (L10 ↑, R7 ↑, R1a ↓, L10 ↓, L5 ↑)
 Measure 2: L5 L10 L10 (L5 ↑, L10 ↓, L10 ↑, L10 ↓, L5 ↑), R7 R6 L10 (R7 ↑, R6 ↓, L10 ↑, R7 ↓, R6 ↓, L10 ↑)
 Measure 3: L9 R1a R1a L5 (L9 ↓, R1a ↓, R1a ↓, L5 ↑), R7 R1a (R7 ↑, R1a ↓, L10 ↓, L5 ↑)
 Measure 4: L5 L10 L10 (L5 ↓, L10 ↑, L10 ↓, L10 ↑, L5 ↓), R7 R3a L10 R1a (R7 ↑, R3a ↓, L10 ↑, R1a ↓, L10 ↓, R1a ↑), L10 R1 L5 (L10 ↑, R1 ↓, L5 ↑)

Staff 2:
 Measure 1: L9 ↓, R1a ↓, L10 ↓, L10 ↓, L10 ↑, L10 ↓, L5 ↑, L10 ↓, R6 ↑, R1a ↓
 Measure 2: R2 R6 R3a (R2 ↑, R6 ↓, R3a ↓), R6 R7 L10 (R6 ↑, R7 ↓, L10 ↑, R6 ↓, R7 ↓, L10 ↑)
 Measure 3: R1a L10 L10 (R1a ↓, L10 ↓, L10 ↓), L10 L10 L10 (L10 ↑, L10 ↓, L10 ↑, L10 ↓, L10 ↑, L10 ↓)
 Measure 4: R7 R3a L10 R1a (R7 ↑, R3a ↓, L10 ↑, R1a ↓, L10 ↓, R1a ↑), L10 R1 L5 (L10 ↑, R1 ↓, L5 ↑)

Book: NE Fiddlers

Source: tonyji~1.abc, irishf~4.abc

Transcription: Transcription:??, chords:Mike Long

>>

The stool of repentance

Jig

(Scotland)

The musical score is written in G major (one sharp) and 6/8 time. It consists of two staves of music. The first staff begins with a repeat sign and is divided into five measures, each with a chord label above it: A, D, A, D, E. The second staff also begins with a repeat sign and is divided into six measures, each with a chord label above it: A, D, E, A, D, E. Below the notes, there are numerous fingerings indicated by numbers 1-5 and letters L (left hand) and R (right hand), with arrows showing the direction of the finger movement.

Book: Kerr's First p31

Source: Kerr's First

Transcription: Transcription, chords:Mike Long

>>

Sweet Biddy Daly

An Irishman's love

Saddle the pony

Jig

(Ireland)

The image shows a musical score for a jig in 6/8 time, written in the key of D major (two sharps). It consists of two staves of music. Above the notes, chords are indicated by letters: A, D, E, and A. Below the notes, specific fingerings are provided using letters R (Right hand), L (Left hand), and numbers 1-7, along with arrows indicating the direction of the finger movement (up or down).

Staff 1:

- Chords: A, D, A, D, E, A, D, A, D, E, A
- Fingerings: R7 ↑, L10 ↑, L5 ↑, R1 L5 ↑, L5 L7 ↑, L4 ↑, L5 ↑, R1 L10 ↑, L9 ↓, L9 ↓, R1a R1 ↓, R7 ↓, L10 ↑, L5 ↑, R1 L5 ↑, L5 L7 ↑, L4 ↑, L5 ↑, R1 L10 ↑, L9 ↓, L5 ↓, R1a L5 ↓, L5 ↓, L5 ↓

Staff 2:

- Chords: A, D, A, A, D, E, A, D, A, D, E, A
- Fingerings: L5 ↑, R1a ↓, L10 ↓, L10 ↓, R6 ↓, R1a ↓, L10 ↓, L10 ↓, L5 ↓, R1a ↓, L10 ↓, L10 ↓, R6 ↓, L10 ↓, L10 ↓, L5 ↓, L10 ↑, L5 ↑, L5 ↑, R1a ↑, R1 ↑, R1a ↓, L10 ↓, L10 ↓, R6 ↓, R1a ↓, L10 ↓, L10 ↓, L5 ↓, R1 L10 ↑, L9 ↓, L5 ↓, L5 ↓, L5 ↓

Book: O'Neill's 1084

Roche 1 n112

Source: O'Neill's 1084

Transcription: Transcription:henrik.norbeck, chords:Mike Long

>>

Tansey's fancy

Jig

The musical score for 'Tansey's fancy' is written in G major (one sharp) and 6/8 time. It consists of two staves of music. The first staff begins with a repeat sign and a first ending bracket. The second staff also begins with a repeat sign and a first ending bracket. Chords are indicated above the notes: G, D, G, D, G, D, G in the first staff; and G, (D), G, C, D, G, G, D, G, D, G in the second staff. Fingerings are indicated by numbers 1-5 and letters L (left hand) and R (right hand) with arrows showing the direction of the stroke.

Source: Mike Long

Discography: Steeleye Span

Transcription: Transcription, chords: Mike Long

>>

The Tappit hen

Jig

(Scotland)

The musical score is written in G major (one sharp) and 6/8 time. It consists of two staves of music. Above the notes, the chords A, D, and G are indicated. Below the notes, fingerings and tablature are provided for each note.

Staff 1:

- Measure 1: A (R7 ↑), D (L5 L5 R1a ↑ ↑ L5 L5 ↑ ↓ ↓), A (R2 L10 ↑ ↑ R6 ↑)
- Measure 2: D (L5 L5 R1a ↑ ↑ L5 L5 ↑ ↓ ↓), G (R2 R1 L9 L10 ↑ ↑ L5 R1a ↓ ↓ ↓ ↓), A (L10 L5 L5 ↑ L8 R1a L5 ↑ ↑ ↓ ↓ ↑ ↑)
- Measure 3: D (R2 L10 ↑ ↑ R6 ↓ R7 ↑), A (L10 L10 L10 L5 ↑ R1a ↓ R1 ↓ ↓), G (L5 L5 L5 ↑ ↑ L5 ↑ ↑)

Staff 2:

- Measure 4: A (R2 ↓), A (R1a L10 L10 ↓ L10 R1a ↓ ↓ ↓ ↓), D (L8 L5 R6 ↑ ↑ R6 ↑), A (R1a L10 L5 ↓ L10 R1a ↓ ↓ ↓ ↓)
- Measure 5: G (L9 R1a R1 ↓ ↓ L10 L5 ↓ ↓ ↓ ↓), A (R1a L10 L10 ↓ L10 R1a ↓ ↓ ↓ ↓), A (L8 L5 R6 ↑ ↑ R6 ↓ R7 ↓ ↓)
- Measure 6: D (L10 L10 L10 L5 ↑ R1a ↓ R1 ↓ ↓), A (L5 L5 L5 ↑ ↑ L5 ↑ ↑)

Book: Kerr's Fourth p28

Source: Kerr's Fourth

Transcription: Transcription, chords:Mike Long

>>

The tar road to Sligo

Coleman's

(Ireland)

Jig

See also: The races at Carrick

The musical score consists of three staves of music in G major (one sharp) and 6/8 time. Each staff is accompanied by a series of chords and fingerings. The chords are: D, G, A, D, G, A, D, G, A, D, A, D. The fingerings are indicated by numbers 1-5 and letters L (left hand) and R (right hand), with arrows showing the direction of the finger movement.

Staff 1:
Chords: D G A D G A D G A D A D
Fingerings: L10 ↑, R6 L10 ↓, R1 ↓, L9 R1a ↓, L10 ↓, L10 L5 L5 ↑, L7 L5 L5 R1a ↑, L10 L10 L10 R6 ↓, R6 L10 L9 R1a ↓, L10 L5 L5 ↑, L10 R1a R1 L5 ↓, L7 L5 L5 R7 ↑, R6 L10 L10 ↓, R1a ↓

Staff 2:
Chords: D G A D G A D G A D G A D
Fingerings: R1 ↑, L5 R6 L5 R6 ↑, R6 R6 L10 R6 ↓, R7 R6 L10 L10 ↑, R1 L10 R1a L5 ↓, L5 R6 L5 R6 ↑, R6 R6 L10 R6 ↓, R7 R6 R7 R6 ↑, L10 L10 ↓, L10 R1a L10 ↑, R1 ↓

Staff 3:
Chords: D G A D G A D A D G D G A D
Fingerings: L5 R6 L5 R6 ↑, R6 R6 L10 R6 ↓, R7 R6 L10 L10 ↑, R1 L10 R1a L5 ↓, R6 L10 R3 R1a ↑, R7 R6 R7 R6 ↑, R7 R6 R7 R6 ↓, L10 L10 ↓, L10 R1a L10 ↑, R1 ↓



Book: Irish Traditional Music Session Tunes
Source: Irish Traditional Music Session Tunes (mostly)
Transcription: Transcription, chords:Mike Long

Tatter the road

Jig

(Ireland)

The musical score consists of two staves of music in 6/8 time, with a key signature of one sharp (F#). The first staff contains the first line of music, and the second staff contains the second line. Above the notes are chord symbols, and below the notes are detailed fingering instructions for both hands.

Staff 1:

- Chords: C/D, D, G, C, D, C/D, D, G, C, G, D
- Fingerings: L10 ↓, L9 ↑, L5 ↑, L7 L3 ↑ ↑, L5 L5 L5 ↓ ↓ ↓, L5 R1 L5 ↑ ↑, L5 L5 ↑ ↑ ↓, L7 L5 L5 ↑ ↓, L5 L5 ↑ ↑, L9 ↑, L5 ↑, L7 L4 ↓, L5 L5 L5 ↓ ↓ ↓, L5 R1 ↑, R1 L5 ↑, L5 L7 L3 ↑ ↑, L3 ↑ ↑

Staff 2:

- Chords: D, D, C, G, C, G, D, D, C, G, C, G
- Fingerings: L10 ↓, L10 ↑, R6 L10 L10 ↑ ↓, L10 ↓ ↑, R6 L10 L9 R1 ↑ ↓, ↑ ↑, L5 ↑, R1 L5 ↑ ↓, L5 R1 ↑ ↑, L9 ↑, R1 L5 L5 L3 ↑ ↓, ↑ ↑, L7 ↑ ↑, R6 L10 R6 ↑ ↓, L10 R6 ↑ ↑ ↓, R6 L10 L9 R1 ↑ ↓, ↑ ↑, L5 ↑, R1 L5 ↑ ↓, L9 L5 ↑ ↑, L7 ↑ ↑, L5 L5 ↓ ↓

Book: O'Neill's 906

Source: O'Neill's

Transcription: Transcription: Tom Keays, chords: Mike Long

>>

Temple house

Jig

(Scotland)

The musical score is presented in three systems, each with a treble clef and a key signature of one sharp (F#). The time signature is 6/8. The first system contains six measures with chords Em, D, Em, G, D, and Em. The second system contains six measures with chords Em, D, Em, G, D, and Em. The third system contains six measures with chords Em, D, Em, D, G, D, and Em. Each measure includes a sequence of fingerings indicated by numbers 1-5 and letters L (left) and R (right), with arrows showing the direction of movement (up or down).

>>

Book: Kerr's First p33

Source: Kerr's First p33

Transcription: Transcription,chords:Mike Long

The tenpenny bit

(Ireland)

Jig
See also:
The three little drummers

The musical score consists of two staves in treble clef, 6/8 time signature, and a key signature of one sharp (F#). The first staff contains the first two phrases, and the second staff contains the next two phrases. Chords are indicated above the notes, and fingerings are indicated below the notes with numbers 1-5 and arrows indicating up (↑) and down (↓) strokes.

Staff 1:
 Phrase 1: Am, G, Am, G/D, G, Am, G, Em, G, Am
 Phrase 2: Am, G, Am, Em, G, Am, G, Em, G, Am

Book: O'Neill's 929, 930

Kerr's First p36

Source: Kerr's First p36

Transcription: Transcription, chords: Mike Long

>>

The thatcher

Jig

(Ireland)

The musical score for 'The thatcher' is presented in two systems. The first system contains the first eight measures, and the second system contains the final eight measures. Each measure is accompanied by a chord label (Am, G, D, Em) and a set of rhythmic fingerings indicated by numbers 1-5 and arrows for up and down strokes.

System 1:

- Measure 1: Am (R6 ↓, R6 ↑)
- Measure 2: Am (L10 ↑, L8 ↑, L9 ↑, R1 ↑, L10 ↓)
- Measure 3: G (L10 ↑, L10 ↓, L9 ↑, L5 ↑, L5 ↓)
- Measure 4: Am (R2 ↓, L5 ↑, L9 ↑, R1 ↑, L10 ↓)
- Measure 5: D (L10 ↑, R7 ↑, R7 ↑, R7 ↑, L10 ↑)
- Measure 6: Am (L10 ↑, L8 ↑, L9 ↑, R1 ↑, L10 ↓)
- Measure 7: Am (L10 ↑, L10 ↓, L9 ↑, L5 ↑, L5 ↓)
- Measure 8: G (L5 ↑, R1 ↑, L5 ↓, R6 ↑, R6 ↑, L10 ↑)

System 2:

- Measure 9: Am (R2 ↑)
- Measure 10: G (L10 ↑, R7 ↑, L10 ↑, R6 ↑, R7 ↑, R6 ↓, L10 ↓, L9 ↓, L5 ↓)
- Measure 11: Am (L10 ↑, L9 ↑, L5 ↑, L10 ↑, R7 ↑, L10 ↑, R6 ↑)
- Measure 12: D (R6 ↑, L10 ↑, L10 ↑, R6 ↑, L10 ↑, L10 ↓, R6 ↓)
- Measure 13: Am (L10 ↑, R7 ↑, L10 ↑, R6 ↑, R7 ↑, R6 ↓, L10 ↓, L9 ↓, L5 ↓)
- Measure 14: G (L10 ↑, L9 ↑, L5 ↑, L10 ↑, R1 ↑, L5 ↓, L10 ↓)
- Measure 15: Am (L5 ↑, R1 ↑, L5 ↓, R6 ↑, R6 ↑, L10 ↑, L10 ↓, L9 ↓)
- Measure 16: G (L10 ↑, R1 ↑, L5 ↑)

Book: O'Neill's 1036

Source: O'Neill's 1036

Transcription: Transcription, arrangement, chords:Mike Long

>>

The three little drummers

Jig

(Ireland)

See also: The tenpenny bit

The musical score consists of three systems of treble clef staves. Each system contains a melodic line and a corresponding rhythmic notation below it. The chords are indicated above the notes. The first system has chords: Am, G, Am, D, G, Am, G, D, G, Am. The second system has chords: Am, G, Am, D (G), Am, G, D, G, Am. The third system has chords: Am, G, Am, G, Am, G, D, G, Am. The rhythmic notation uses letters (R, L) and numbers (1-5) with arrows to indicate fingerings and directions.

Book: O'Neill's 969

Source: O'Neill's 969

Transcription: Transcription, chords: Mike Long



Tie the petticoat tighter
 The bonnie highlander
 The petticoats loose
 Yourself along with me

Jig

(Ireland)

Am Em Am Em G Am Em Am Em Am

C G Am Em G C G Am Em Am

C G Am Em G C G C E Am

>>

Book: O'Neill's 792
 Kerr's Second p30
 Source: O'Neill's 792
 Transcription: Stephen Foy, chords: Mike Long

Tip the cruiskeen

Jig

(Ireland)

See also: Trip it up stairs

The image shows a musical score for the jig 'Tip the cruiskeen' in 6/8 time. It consists of two staves of music. The first staff has a key signature of one sharp (F#) and a 6/8 time signature. The chords above the first staff are Em/G, D, G, Em, Em/G, D, G, D. The second staff has chords G, D, G, Em, G (D), G, D. Below each staff are detailed fingerings for the left and right hands, using letters L (left) and R (right) and numbers 1-5 to indicate specific fingers. Arrows indicate the direction of finger movement (up or down).

Book: O'Neill's 887

Source: O'Neill's 887

Transcription: Dan G. Petersen, chords: Mike Long

>>

Tobin's favorite

Jig

(Ireland)

The musical score consists of three staves of music. Above the first staff are chords: D, A, D, G, A (G), D, A. Above the second staff are chords: D, A, D, D, A, D, G. Above the third staff are chords: A (G), D, A, D, A, D. Each staff includes detailed fingering instructions for the left and right hands, such as L5, L3, L7, L5, R2, R1a, etc., with arrows indicating the direction of the stroke.

>>

Book: O'Neill's 775

Source: O'Neill's 775

Transcription: Transcription, chords: Mike Long

Tom Billy's

The flowers of spring

Jig

(Ireland)

The musical score consists of two staves of music in 6/8 time, key of G major. The first staff contains the first line of the melody, and the second staff contains the second line. Chords are indicated above the notes, and fingerings are indicated below the notes with numbers 1-5 and directions (up/down).

Staff 1:

- Chords: Am, G, Am, G, Am
- Fingerings: L5 R1 L5 L10 (↑ ↑ L5 R1 ↑ ↑ ↑ ↓); L10 R1 R1 (↓ ↓ ↓ ↑); L10 R1 R1 (↑ ↑ ↓ ↑ ↑); L5 L10 R6 (↑ R1 L10 R6 ↑ ↓ ↑ ↑ ↓); L5 R1 L5 L10 (↑ ↑ L5 R1 ↑ ↑ ↑ ↓); L10 R1 R1 (↓ ↓ ↓ ↑); L10 R1 R1 (↑ ↑ ↓ ↑ ↑); L5 R1 L8 (↑ ↑ L5 ↑ ↑)

Staff 2:

- Chords: Am, G, Em, Am, G, Em, G, Am
- Fingerings: L10 R7 R7 R7 (↑ ↑ R7 R6 ↑ ↑ ↓ ↑); R7 R7 R7 L10 (↓ ↑ R7 R6 ↓ ↓ ↓ ↑); L10 R6 L8 L10 (↑ ↓ L10 R1 ↑ ↓ ↓ ↓); L10 L10 L10 (↑ L10 R6 L10 ↑ ↓ ↓ ↓); L10 R7 R7 R7 (↑ ↑ R7 R6 ↑ ↑ ↓ ↑); R7 R7 R7 L10 (↓ ↑ R7 R6 ↓ ↓ ↓ ↑); L10 R6 L10 L10 L5 (↑ ↑ R6 ↓ R1 ↓ ↑ ↑ ↓); L5 R1 L5 (↑ ↑ L5 ↑ ↑)

Book: Music from Ireland Vol. 3
 Ceol Rince 2 n31 (About the same...)
 Source: Music from Ireland Vol. 3
 Transcription: Transcription, chords:Mike Long

>>

Tommy Peoples'

Jig

(Ireland)

The musical score is presented in three systems, each with a treble clef and a key signature of one sharp (F#). The first system consists of seven measures with chords G, C, D, G, C, D, and G. The second system consists of six measures with chords G, D, G, C, D, and G. The third system consists of seven measures with chords G, C, D, G, C, D, and G. Each measure includes a sequence of notes and a set of fingerings indicated by numbers 1-5 and letters R (right hand) and L (left hand), with arrows showing the direction of movement. Some measures include triplets, indicated by a '3' over the notes.

>>

Source: Pubscouts abc file

Transcription: Transcription:Pubscouts, chords:Mike Long

Tonra's Tone Rows

Jig

Brendan Tonra (Ireland)

The image shows a musical score for a jig in G major. It consists of two staves of music. Above the first staff are the chords D, G, A, D, G, G, A, D. Above the second staff are the chords D, G, D, A, D, G, D, A, D. Below each staff is a line of guitar tablature with fret numbers and arrows indicating fingerings. The first staff has 8 measures of music, and the second staff has 9 measures. The tablature includes various fret numbers such as L3, L7, L5, L4, L4, L3, L6, L3, L7, L7, L7, L5, R1, L5, L4, L7, L5, L4, L4, L3, L6, L3, R1, L10, L5, L7, L7, L3a, L3, R6, R6, L10, R1a, L10, R1a, R1a, L10, R6, L10, L10, L10, L8, R1, L5, L10, R6, L10, R1a, L10, R1a, R1a, L10, R6, R6, R6, R6, R1a, L10, L7, and L8, L3.

Book: Ceol Rince 3,20

Music from Ireland Vol. 3

Source: Music from Ireland Vol. 3

Transcription: Transcription, chords:Mike Long

>>

The top of the hill

My lame leg

Jig

(Ireland)

Am G Am G

L5 R1 L10 R6 R2 L5 L9 L8 R1 L10 L5 L5 R1 L10 L5 R6 L5 L5 R1 L5 R3 L10 L10 L10 R1
 ↑ ↑ L9 L8 ↓ L5 ↓ L5 ↑ R1 L10 ↓ L10 L5 ↑ ↑ L9 L8 ↓ L5 R2 L5 ↑ ↓ R1 R6 ↓ R6 L10 L5
 ↑ ↑ ↑ ↑ ↑ ↑ ↓ ↓ ↓ ↓ ↑ ↑ ↑ ↑ ↑ ↑ ↓ ↓ ↓ ↓ ↓ ↓ ↓ ↓

G A Am G G A Am G

R6 L5 R6 L10 R3a R7 L5 R6 L10 L10 L10 R1 R6 L5 R6 L10 R3a R7 L5 R6 L10 L10 R1
 ↓ ↑ R6 R6 ↑ R6 ↓ R7 ↑ ↑ R7 ↑ ↓ R6 L10 L5 ↓ ↑ R6 R6 ↑ R6 ↓ R7 ↑ ↑ R7 L10 ↓ R6 L10 L5
 ↓ ↓ ↑ ↑ ↑ ↓ ↓ ↓ ↓ ↓ ↓ ↓ ↑ ↑ ↓ ↓ ↓ ↓ ↓ ↓ ↓ ↓

Book: O'Neill's 947

Krassen O'Neills (in G)

Kerr's First p48 more or less

Source: O'Neill's 947

Transcription: Transcription, chords:Mike Long

>>

Trip it up stairs

(Ireland)

Jig

See also: Tip the Cruiskeen

The musical score is presented in three systems, each with a treble clef and a key signature of one sharp (F#). The time signature is 6/8. Chords are indicated above the staff, and fingerings are indicated below the staff with letters L (left hand) and R (right hand) and numbers 1-5. Arrows indicate the direction of finger movement.

System 1: Chords: Em, D, Em, Em, G, D. Fingerings: L5 L5 R1, L5 L5 L7 L5, R1 L4 L4 L4, R1 L4 L4, L5 L5 L9 R1a, L10 R1 L5, L7 L3 L3 L3, L7 L3 L3.

System 2: Chords: D, Em, D, A, G, D. Fingerings: L10 L10 L7, L3 L5 L5, L5 L4 L4 L4, L5 L4 L4, L10 R1a L10 R1a, L10 R1a L5 L5, L7 L3 L3 L3, L7 L3 L3.

System 3: Chords: G, D, Em, Em, D. Fingerings: R6 R6 R7, R6 R6 R6, L10 L10 R6, R7 L10 R6, R6 R6 R7 R6, L10 L9 L5, L7 L3 L3 L3, L7 L3 L3 L3.

>>

Book: O'Neill's 817

Kerr's Second p32

Source: O'Neill's 817

Transcription: Transcription: Dan G. Petersen, chords: Mike Long

The trip to Sligo

The lark in the morning

Jig

(Ireland)

The musical score consists of two staves of music in 6/8 time, with a key signature of one sharp (F#). The first staff contains the first line of music, and the second staff contains the second line. Chords are indicated above the notes, and fingerings are indicated below the notes with numbers 1-5 and arrows for up and down strokes.

Staff 1 Chords: Em, D, Em, G, Em, D, Em, C, D, Em

Staff 2 Chords: Em, D, Em, D, Em, D, Em, D, Em, C, D, Em

Book: O'Neill's 1019

O'Neill's 240 ? O'Neill's DMI?

Source: My arrangement from various sources

Transcription: Transcription, arrangement, chords:Mike Long

>>

Tripping up the stairs

Jig

(Ireland)

The musical score is written in G major (one sharp) and 6/8 time. It consists of two staves of music. The first staff contains the first line of the melody, and the second staff contains the second line. Fingerings are indicated by numbers 1-5 and letters L (left hand), R (right hand), and a (accidental). Chords are indicated by letters D, G, A, Bm, and R. The piece ends with a double bar line and repeat dots.

Book: Irish Traditional Music Session Tunes
 Source: Irish Traditional Music Session Tunes
 Transcription: Transcription, chords:Mike Long

>>

The vanishing leprechaun

Jig

(Ireland)

Chords: G D G C D G D C D D G

Fingerings for first staff:
 Measure 1: R1 R1 L5 (↑ ↑ ↓) L5 (↑ ↓)
 Measure 2: L7 L10 (↑ ↓) L10 (↑ ↓) R1a (↓ ↓) L10 (↓ ↓)
 Measure 3: R1 R3 R6 (↑ ↓ ↓) R6 R6 (↓ ↓ ↓)
 Measure 4: L10 R6 R6 L10 (↑ ↓ ↓) R7 (↑ ↓) L10 (↑ ↓)
 Measure 5: R1 R1 L5 (↑ ↑ ↓) L5 (↑ ↓)
 Measure 6: L7 L10 (↑ ↓) L10 (↑ ↓) R1a (↓ ↓) L10 (↓ ↓)
 Measure 7: L10 L10 R6 L10 (↑ ↓ ↓) L10 (↑ ↓) R6 (↑ ↓)
 Measure 8: R7 R6 (↑ ↓) R6 (↑ ↓)

Chords: G D G C D D G

Fingerings for second staff:
 Measure 1: R6 R6 R7 L10 (↓ ↑ ↓) R6 (↓ ↓) L10 (↓ ↓)
 Measure 2: R6 R6 L10 (↓ ↓ ↓) R6 R6 L10 (↓ ↓ ↓)
 Measure 3: R6 R6 R6 L10 (↑ ↓ ↓) R7 R6 L10 (↑ ↓ ↓)
 Measure 4: R6 R6 L10 (↑ ↓ ↓) R7 R6 L10 (↑ ↓ ↓)
 Measure 5: R6 R6 R7 L10 (↓ ↑ ↓) R6 (↓ ↓) L10 (↓ ↓)
 Measure 6: R6 R6 L10 (↓ ↓ ↓) R6 R7 (↓ ↓ ↓)
 Measure 7: L10 R6 R6 L10 (↑ ↓ ↓) R7 (↑ ↓) R6 (↑ ↓)
 Measure 8: R7 R6 (↑ ↓) R6 (↑ ↓)

Book: Irish Traditional Music Session Tunes 3
 Source: Irish Traditional Music Session Tunes 3
 Transcription: Transcription, chords:Mike Long

>>

The victor's return

Jig

(Ireland)

A D A D A G A D A D G E A

R6 ↓ R6 ↑ L10 L5 R6 L10 ↑ ↑ L10 ↓ L10 L5 R6 L10 ↑ L8 ↑ ↓ L10 L5 R6 L10 ↑ L8 R6 L10 ↓ R1 L5 R6 ↑ L10 L5 R6 L10 ↑ L8 ↑ ↑ L10 ↓ L10 L5 R6 L10 ↑ L8 ↑ ↓ R7 R6 R6 L10 L10 L5a L8 ↓ R1 ↓ ↑

A G A G A G E A

R1 ↑ L5 R7 R7 ↑ ↑ R7 R7 ↓ R6 L10 R6 R1 ↓ ↓ ↓ L5 R7 R7 ↑ ↑ R7 R7 ↓ R6 R6 L10 L9 ↓ ↑ L10 R1a ↑ L10 L5 R7 R7 ↑ ↑ R7 R7 ↓ R6 L10 R6 ↓ ↑ R6 R6 ↓ R6 L10 R6 L10 L5a L8 ↓ R1 ↓ ↑

Book: O'Neill's 886

Source: O'Neill's 886

Transcription: Transcription: Dan G. Petersen, chords: Mike Long

>>

Was'nt she fond of me?

Jig

(Ireland)

The image shows a musical score for a jig in G major, 6/8 time. It consists of two staves of music. The first staff has a key signature of one sharp (F#) and a common time signature. The second staff has a key signature of two sharps (F# and C#) and a common time signature. The music is written in treble clef. Chords are indicated above the notes, and fingering is indicated by numbers 1-5 and arrows above or below the notes. The chords are: Am, Am, G, Am, G, Am, Am, G, G, G, Am, G, Em, G, Am, G.

Book: O'Neill's 865

Source: O'Neill's 865

Transcription: Transcription, arrangement, chords:Mike Long



The weaver

Jig

(Scotland)

The image shows a musical score for a jig titled 'The weaver' from Scotland. It consists of two staves of music in 6/8 time, with a key signature of one sharp (F#). The first staff contains the first eight measures, and the second staff contains the next eight measures. Above the notes, chords are indicated: A, G, A, E, G, A in the first staff, and A, G, A, E, G, A in the second staff. Below the notes, specific fingerings are provided for each note, using letters R (Right hand) and L (Left hand) with numbers 1-5 and 'a' for the ring finger, and arrows indicating the direction of the stroke (up or down).

Book: Kerr's Fourth p28

Source: Kerr's Fourth

Transcription: Transcription, chords:Mike Long

>>

The wheels of the world

Coleman's

Jig

(Ireland)

The musical score is presented in three staves. Each staff contains a line of music in treble clef with a key signature of one sharp (F#) and a 6/8 time signature. Above each staff are the chords for that line: D, G, C, G, C, C, D, G, D, G, C, G, C, D, G. Below each staff are detailed fingering instructions for the left and right hands, using letters L (left), R (right) and numbers 1-5 to indicate fingerings, with arrows indicating the direction of the stroke (up or down).

>>

Book: Ceol Rince 3 n34

O'Neill's 777

Source: O'Neill's 777

Transcription: Transcription:Stephen Foy, chords:Mike Long

The whistling postman

The Kerry jig

(Ireland)

Jig
APB Sean Ryan

Chord sequence for the first staff: D G D A D G A D (G) D A D G A D

Chord sequence for the second staff: D G D G A D (G) D A D G A D

Source: Sean Ryan: Take the Air
 Discography: Sean Ryan: Take the Air
 Transcription: Transcription, chords:Mike Long

>>

The white petticoat

Handy with the stick

Jig (Ireland)

Chords: Em (Am) Em Bm Am Em (Am) Em Bm Am Em

Chords: C Am Em Bm G Bm Em Am Em

Book: O'Neill's 773
 O'Neill's 896
 Source: O'Neill's 773
 Transcription: Transcription, chords:Mike Long



The widow Brady

Jig

(Ireland)

Chords: D G D G D G D A D

Fingering: L10, L8 L7 L3 L5, L5 L7 R1 L10, L8 L7 L3 L5, R6 L10 L9 L10, L8 L7 L3 L5, L5 L7 R1 L10, L10 R6 R6 L10, R6 L10 L10

Chords: D A D A D A D A G A D

Fingering: L10, R7 R6 R6 L10, L10 L5 R1a, R6 L10 L10 L10, L10 L5 R6, R7 R7 R6 L10, R6 L10 R1a L5, L9 R1a L10 R6, R6 L10 L10

Book: O'Neill's 734 +2

Source: O'Neill's 1 & 2

Transcription: Transcription, arrangement, chords: Mike Long

>>

The Woodcock

Jig

(Ireland)

The musical score for 'The Woodcock' is presented in four staves. Each staff contains a line of music in treble clef with a key signature of one sharp (F#). Above the notes are chord symbols: G, D, C, G, G, D, G, C, G, G, D, G, G, (C), C, G, G, D, G. Below the notes are detailed fingering instructions using letters L (left hand), R (right hand), and numbers 1-5, with arrows indicating the direction of the stroke (up or down). The score includes a repeat sign with first and second endings, and a triplet of eighth notes in the second staff.

>>

Book: O'Neill's 975

Source: O'Neill's 975

Transcription: Transcription: Dan G. Petersen, chords: Mike Long

The wren's nest

Jig

Frankie Gavin

The musical score is written in treble clef with a key signature of one sharp (F#) and a 6/8 time signature. It consists of four systems of music, each with guitar chords and fretting diagrams below the notes.

System 1: Chords: Em, G, A, Em, D, Em, G, A. Fretting diagrams include L5 L5 R1 L10 L10, R1a L5 L5 R1a, L9 L5 L4 L4 L7 L5, L5 L7 L3 L5 L7 L3, L5 L5 R1 L10 L10, R1a L5 L5 R1a.

System 2: Chords: Em, D, Em (1st ending), Em (2nd ending), Em, G, A, Em, G. Fretting diagrams include L9 L5 L4 L5 L7 L3, L5 L4 L4 L4 L7, L5 L4 L4 L4 L3, L4 L10 L10 L9, R1a L5 R1 L5, L5 L5 R1 L10.

System 3: Chords: A, Em, G, A, Em, G, A, Em (D), Em. Fretting diagrams include R1a L5 L5, L4 L10 L10, R1a L5 R1 L5, L5 L5 R1a R1, L5 L4 L7 L4, L2 L4 L5 L3, L2 L4 L3.

System 4: Chords: D, Em, G, A, Em (D) (1st ending), Em (2nd ending). Fretting diagrams include L2 L4 L5, L5 L7 L5 L3, L2 L4 L5 L3, L2 L4 L7, L5 L5 R1a R1, L5 L4 L7 L4, L5 L4 L4, L5 L4 L4.

>>

Source: hnjigs~1.abc

Discography: De Dannan: Anthem

Transcription: Transcription:Henrik Norbeck?, chords:Mike Long

Young Tom Ennis

The banshee's wail over the mangle pit

Jig

(Ireland)

Am G Am G Am Am G C G Am

G Em G Am G Em Am G Am

Fingerings: L5, L9, R1, R1, L9, L5, L5, L5, L5, L9, R1, R1, L10, R1, L5, L5, R1, L9, R1, R1, L9, L5, L5, L5, R1, L9, L10, L10, L10, L9, L5, L5, R2, R6, R6, R7, L10, L10, R1, L5, R6, R6, R6, R7, R6, L10, R6, R7, L10, L10, R1, L5, R1, L9, R1, R1, L10, R1, L5, L5, L9, R1, R1, L10, R1, L5, L5

Book: O'Neill's 908

Source: O'Neill's 908

Transcription: Transcription, arrangement, chords: Mike Long

>>

Brosna slide 1

Slide

(Ireland)

The image shows two staves of musical notation for a slide on the broosna. The first staff has a key signature of one sharp (F#) and a time signature of 12/8. It contains four measures of music, each with a chord above it: G, D, G, D, G. The second staff also has a key signature of one sharp and a time signature of 12/8. It contains five measures of music with chords: G, D, C, D, G, D, C, D, G. Below each note in the notation are letters (L, R) and numbers (1-10) indicating fingerings, with arrows pointing up or down to show the direction of the slide.

Source: Richard Darsie

Transcription: Transcription, chords: Mike Long

>>

Brosna slide 2

Slide

(Ireland)

Staff 1: G C D G C D G
 L5 L5 R1 R1 R1 L5 L4 L3 L3 L4 L7 L5 L5 R1 L9 R1 L5 L5 R1 R1 R1 L5 L4 L3 L3 L4 L7 L5 L5 L7 L3 L5
 ↓ ↑ ↑ ↑ L9 ↑ L5 ↓ ↓ ↑ ↑ ↓ ↓ ↓ ↑ ↑ ↑ ↑ L5 ↓ ↑ ↑ ↑ L9 ↑ L5 ↓ ↓ ↑ ↑ ↓ ↑ ↓ ↑ ↑ ↑ ↓

Staff 2: G D G D/C D G
 L5 L7 L4 L3 R1 L5 R1 R1 L5 R1 L3 L7 L5 R1 R1 L5 L5 L3 R1 L5 R1 R1 L5 L5 L5 L5 L5 L3 L4 L7 L5
 ↓ ↑ ↓ ↑ ↑ R1 ↑ L10 ↑ R1 ↑ ↑ ↑ ↑ L9 ↑ L5 ↓ ↑ ↑ ↑ R1 ↑ L10 ↑ R1 ↓ ↑ ↑ ↑ ↑ ↓ ↓ ↓ ↓

Source: Richard Darsie

Transcription: Transcription, chords: Mike Long

>>

The cat's rambles to the child's saucepan

Mary Willie's

Slide

(Ireland)

D G A D G

1 A D | 2 A D | D

A D | 1 A D | 2 A D

L5 ↑ R2 ↑ L10 ↑ R6 ↑ L10 ↓ L10 ↓ R1a ↓ L10 ↓ R1 ↑ R6 ↓ L10 ↑ R1a ↓ L9 ↓ L5 ↑ L10 ↑ L8 ↑ R1a ↓ L9 ↓ L5 ↑ R2 ↑ L10 ↑ R6 ↑ L10 ↓ L10 ↓ R1a ↓ L10 ↓ R1 ↑

R3 ↓ L10 ↑ R1a ↓ L9 ↓ L5 ↑ R2 ↑ L10 ↓ R1 ↑ L5 ↑ R6 ↓ L10 ↑ R1a ↓ L9 ↓ L5 ↑ R2 ↑ L10 ↑ L8 ↑ L10 ↓ L10 ↑ R6 ↑ R7 ↑ R7 ↑ R7 ↑ R6 ↑ R7 ↑ R6 ↑

L10 ↑ L8 ↑ R1a ↓ L5 ↓ L10 ↑ L8 ↑ R1a ↓ L5 ↓ R2 ↑ L10 ↑ R7 ↑ R7 ↑ R7 ↑ R6 ↑ R7 ↑ R6 ↑ L10 ↑ L8 ↑ R1a ↓ L5 ↓ L10 ↓ L5 ↓ L10 ↑ L8 ↑ R1a ↓ L5 ↓ R2 ↑ L10 ↓ L10 ↑

>>

Source: blakeley.abc

Discography: Bothy Band: Out of the Wind, into the Sun

Transcription: Transcription:???, chords:Mike Long

Chase me Charlie

Slide

(Ireland)

See also: The cock o' the north (jig)

Chord progression for the first system: G, G D C, G, G D, 1 G, 2 G.

Chord progression for the second system: G C G C, G (D) C, G, G D, 1 G, 2 G.

Book: Irish Traditional Music Session Tunes 3 p7

Source: Fr. Charlie Coen, Augusta 1993 (?)

Transcription: Transcription:?, arr., chords:Mike Long

>>

Cuil Aodha slide

Connie Walsh's slide

Slide

The musical notation is presented in two staves, each with four measures. The key signature is one sharp (F#) and the time signature is 12/8. The chords for each measure are as follows:

- Staff 1, Measure 1: Bm, A
- Staff 1, Measure 2: Bm, A, G
- Staff 1, Measure 3: D, A, D
- Staff 1, Measure 4: G, A, D
- Staff 2, Measure 1: D, A, D
- Staff 2, Measure 2: Bm, A, G
- Staff 2, Measure 3: D, A, D
- Staff 2, Measure 4: G, A, D

Fingerings are indicated by letters (L for left hand, R for right hand) and numbers (1-5) with arrows pointing up or down to the notes. For example, in the first measure of the first staff, the notes are G4, A4, B4, C5, B4, A4, G4, with fingerings L9, R1a, L9, L10, R1a, L5, L5.

Source: Richard Darsie

Transcription: Transcription, chords: Mike Long

>>

Cuz Teehan's favorite Terry Teehan's

Slide

Terry "Cuz" Teehan (Ireland)

The musical score is presented in three systems, each with a treble clef, a key signature of one sharp (F#), and a 12/8 time signature. The first system contains five measures with chords Em, D, Em, D, and Em. The second system contains eight measures with chords Em, D, D, Bm, Em, D, D, and Em. The third system contains eight measures with chords Em, D, D, Bm, D, Bm, D, and Em. Fingerings are indicated by letters L (left hand) and R (right hand) with numbers 1-5. Slide directions are indicated by up and down arrows.

>>

Book: Sliabh Luachra on Parade

Irish Traditional Music Session Tunes 2 p15

Source: Irish Traditional Music Session Tunes 2 p15

Discography: Chieftains

Transcription: Transcription, minor arr., chords:Mike Long

Dan O'Keefe's slide

Slide

(Ireland)

The musical score is written in treble clef with a key signature of one sharp (F#) and a 12/8 time signature. It consists of two staves of music. The first staff contains four measures of music, and the second staff contains four measures. Chords are indicated above the notes, and fingerings are indicated below the notes with letters L (left hand) and R (right hand) and numbers 1-5, along with arrows indicating direction.

Staff 1:

- Measure 1: Am G Am G Am G Em G Am
- Fingerings: L5 R2 L10 L5 R1 L10 R1 | L5 R2 L10 R1 L5 L5 L7 L5 | L5 R2 L10 R1 L5 R1 | R1 L5 R1 L10 L10 R1 L5 L8

Staff 2:

- Measure 1: Am G Am G Em Em G Am
- Fingerings: L10 R7 R7 R7 R7 R6 L10 L10 | L10 R7 R7 R7 R7 R6 L10 R6 | R6 R7 R6 L10 R1 L5 L5 | R1 L5 R1 L10 L10 R1 L5 L5

Book: Irish Fiddle Book p135

Ceol Rince 3 n45

Source: Charlie Saksena

Richard Robinson, Richard Darsie

Transcription: Transcription:Richard Robinson(?), Chords:Mike Long

>>

The dark girl dressed in blue

Denis Murphy's slide

The girl in the dress

The Gleanntan slide

Slide

(Ireland)

D G (D) A D D A D

R1 L5 L3 L7 L4 L3 L7 L5 L5 R6 R6 L10 R6 L10 L10 L10 R1a L5 L3 L7 L4 L3 L7 L5 L5 R6 R7 R6 L10 L10 L10 L10

D G D G D A D G D 1 D A D 2 D A D

L8 L10 R6 R6 R6 R6 R6 R6 L10 L10 R1 R2 L10 R6 R6 R6 R6 R7 R6 L10 L10 L10 L10 R7 R6 L10 L10 L10 L9

Book: Irish Traditional Music Session Tunes

Ceol Rince 3, #50

Source: Irish Traditional Music Session Tunes

Transcription: Transcription, chords: Mike Long

>>

Dinny Delaney's The old hag in the kiln

Slide

Staff 1: D D C D C D C Am C/G
 L5 L3 L3 L5 L5 L4 L7 L5 L5 L3 L3 L5 L5 L5 L4 L3 L5 L3 L3 L9 L10 L10 L10 L9 L5 L5 L5 L4 L5 L5 L5 L4 L3
 ↑ ↑ ↑ ↑ ↓ ↓ ↓ ↑ ↑ ↑ ↓ ↑ ↓ ↓ ↑ ↑ ↑ ↑ ↓ ↓ ↓ ↓ ↓ ↓ ↓ ↓ ↓ ↓ ↓

Staff 2: D D C D G C D C Am C/G
 L5 L3 L3 L5 R1 L5 R1 L5 R1 L5 L5 L4 L4 L5 L4 L3 L5 L3 L3 L9 L10 L10 L10 L9 L5 L5 L5 L4 L5 L5 L5 L4 L3
 ↑ ↑ ↑ ↑ ↑ ↓ ↑ ↑ ↓ ↓ ↓ ↓ ↓ ↓ ↑ ↑ ↑ ↑ ↓ ↓ ↓ ↓ ↓ ↓ ↓ ↓ ↓ ↓ ↓

Staff 3: D C D C/A D C Am C/G
 L10 L5 L5 R1 L5 L9 L10 L5 L5 L5 L5 L3 L10 L5 L5 R1 L10 L10 L10 L9 L5 L4 L5 L5 L5 L3
 ↓

>>

Source: John B. Walsh
 Transcription: Transcription:?, rearrangement, chords:Mike Long

The Highlander's kneebuckle

Pat Ward's jig

Slide

The musical score consists of three staves of music in the key of D major (one sharp) and 12/8 time. The first staff contains the first two measures of the piece, with a first ending bracketed over measures 7 and 8 (chords A and G) and a second ending bracketed over measures 9 and 10 (chords A and G). The second and third staves continue the melody. Chords are indicated above the notes, and fingerings are indicated by numbers 1-5 and letters L (left hand) and R (right hand) with arrows showing the direction of the stroke.

Staff 1 Chords: D, G, D, D, A, D, G, D, G, 1 A, 2 G

Staff 2 Chords: D, A, D, D, A, D, A, G, A

Staff 3 Chords: D, A, D, D, A, G, A

Book: Ceol Rince 2 n58

Source: Henrik Norbeck

Transcription: Transcription:Henrik Norbeck(?), chords:Mike Long

>>

Kathleen Hehir's Catherine Hehir's

Slide

(Ireland)

D A G D D A G A D

L5 ↑ R2 R1a L10 ↓ L10 ↓ L10 ↓ L4 ↓ L7 ↓ L9 R1a R1 L5 L7 L3 L3 L5 ↓ ↓ L9 L5 ↑ ↑ L7 ↑ R2 R1a L10 ↓ L10 ↓ L4 ↓ L7 ↓ L5 R1 L5 L7 L3 L3 ↑ ↑

D G A D D G A D

L5 ↑ L7 ↑ L5 R2 ↑ R1a L9 L5 ↓ L5 R1 L5 L5 L4 ↓ R1 L5 L7 ↑ L3 L7 L5 R2 ↑ R1a L9 L5 L7 ↓ L4 L7 L5 L5 L9 R1a L10 L10 ↓ ↓ ↓ ↓ ↓ ↓ ↓ ↓

D D A D A D

L8 ↑ L10 ↓ L10 L10 ↓ L10 L10 ↓ R6 ↑ R6 ↓ L8 ↑ R6 R6 R6 L10 ↓ L10 ↓ L10 R1a L10 R1a ↓ L10 L5 ↑ R2 ↓ L10 L10 ↓ L10 L7 ↑ L4 L7 L5 L5 L9 R1a L10 L10 ↓ ↓ ↓ ↓ ↓ ↓ ↓ ↓

D G D G A D

R6 ↑ R7 ↑ R6 R6 L10 ↓ L10 ↓ R7 R6 R6 ↓ R6 L10 L10 R1a L10 R6 ↓ R7 R6 R6 L10 ↓ L10 R7 R6 R6 ↓ R6 L10 L5 L9 R1a L10 L10 ↓ ↓ R1a ↑ ↓ ↓ ↓ ↓ ↓ ↓ ↓

>>

Book: Irish Traditional Music Session Tunes

Source: Irish Traditional Music Session Tunes

Discography: De Danann I

Transcription: Transcription, minor arr., chords: Mike Long

Micho Russell's quadrille

Quadrille

The musical score is written in 12/8 time and consists of two staves. The first staff begins with a treble clef, a key signature of one sharp (F#), and a 12/8 time signature. The melody is composed of eighth and quarter notes. Above the staff, chords are indicated: G, D, G, D, G, C, G, D, C, D, G. Below the staff, fretting diagrams are provided for each note, using letters L (left hand) and R (right hand) with numbers 1-5 and 6-10, and arrows indicating finger direction (up for ↑, down for ↓).

The second staff continues the melody with a repeat sign at the beginning. Chords above the staff are: G, D, C, D, G, G, D, C, D, G. Fretting diagrams are similarly provided below the staff.

Source: IRTrad ??

Discography: Cathy Custy, An Ceolto/ir Fa/nach

Transcription: Transcription:??, chords:Mike Long

>>

Padraig O'Keefe's 3

Slide

(Ireland)

The musical score is written in treble clef with a key signature of one sharp (F#) and a 12/8 time signature. It consists of three systems of music, each with a guitar chord above the staff and slide technique instructions below. The first system has chords D, G, A, D, Bm, G, and a first ending with A and D G. The second system has a second ending with A, D, G, followed by D, G, A, D. The third system has D, G, a first ending with A, D, G, and a second ending with A, D, G. Slide techniques are indicated by letters (R for right hand, L for left hand) and numbers (1-10) with arrows showing the direction of the slide.

>>

Source: Henrik Norbeck

Transcription: Transcription:Henrik Norbeck(?), chords:Mike Long

The pretty girl

Slide
APB The Chieftains

(Ireland)

The musical score consists of two systems of music in 12/8 time, each with a treble clef and a key signature of one sharp (F#). The first system has a key signature change to two sharps (D major) after the first measure. The second system has a key signature change to one sharp (F# major) after the first measure. Both systems include a repeat sign with first and second endings. Chords are written above the staff, and fingerings are indicated by letters (R, L) and numbers (1-5) with arrows showing the direction of the finger movement.

System 1:

Chords: D G D A Bm G D A | 1 D | 2 D

Fingerings: R1, L5 L7, L5 L10 L10, R1 R1, L5 R1, L5 L5 L5 L10, L10 R6, L10 L10 L10, R1, R6 R6, L10 L10, L10 L10 L9, L10 L10

System 2:

Chords: D G D A D G D A | 1 D | 2 D

Fingerings: L10, R6 L10 R1a, L10 R1 R1, R6 L10 R6 R7 R7 R6, R6 L10 R1a, L10 R1 R1, R6 R7, R6 R1a, L10 L10, L10 L10 L9

Book: Roche 2 n246 - pretty close...
 Source: Chieftains 9 trk 10
 Discography: Chieftains 9 trk 10
 Transcription: Transcription, chords: Mike Long

>>

Scattery Island

Slide

The musical score for 'Scattery Island' is written in 12/8 time and consists of two staves. The key signature is one sharp (F#). The first staff contains the first eight measures, with chords D, A, (G), D, A, and a first ending G. The second staff contains the remaining measures, including a second ending G, and concludes with a final G chord. Fingerings are indicated by numbers 1-5 and letters L, R, and A, with arrows showing the direction of finger movement.

Book: Irish Traditional Music Session Tunes 2 n40
 Source: My arrangement from various sources
 Discography: Sean Ryan: Siuil Uait
 Four Men and a Dog: Shifting Gravel
 Transcription: Transcription, arrangement, chords:Mike Long

>>

Barney Brallaghan

Blewitt's jig

Slip Jig

(Ireland)

The musical score is written in D major (one sharp) and 9/8 time. It consists of four staves of music. Chords are indicated above the notes, and fingerings are indicated below the notes with letters (L for left hand, R for right hand) and numbers (1-5). Upward arrows (↑) indicate fretting, and downward arrows (↓) indicate releasing. The first two staves are marked with a repeat sign. The third and fourth staves end with a double bar line and repeat dots. A double arrow (>>) is located to the right of the third staff.

Staff 1: D G D G A
 Staff 2: D D G D G A
 Staff 3: D A D G A D A G D A D
 Staff 4: D A D G A D A G A G D

Book: O'Neill's 1145

Kerr's Second p26

Source: O'Neill's 1145

Transcription: Transcription: Stephen Foy, chords: Mike Long

Brose and butter

Slip Jig

(Ireland)

The image shows a musical score for a slip jig titled "Brose and butter". It consists of two staves of music in the key of D major (one sharp) and 9/8 time. The first staff has a key signature of one sharp and a 9/8 time signature. The second staff has a key signature of two sharps and a 9/8 time signature. The music is written in treble clef. Above the first staff, the chords Bm, Bm, A, Bm, and A are indicated. Above the second staff, the chords D, D, A, D, and A are indicated. Below the notes, there are fretting diagrams for the left hand, using letters L1-L7 and R1-R7 to denote fingerings. Some notes have a tilde (~) above them, indicating a grace note. The score ends with a double bar line and repeat dots.

Book: Kerr's Third p32

Hunter p.284; SRSNH 5.31

Source: My arrangement from various sources

Transcription: Transcription, arrangement, chords:Mike Long

>>

The butterfly

Slip Jig

(Ireland)

The musical score is presented in three systems, each with a treble clef, a key signature of one sharp (F#), and a 3/8 time signature. The notes are written on a five-line staff. Above the notes, chords are indicated: Em, C, D, G. Below the notes, fingerings are indicated with 'R' for right hand and 'L' for left hand, with numbers 1-5 and arrows indicating up or down strokes. Some notes have a tilde (~) above them, indicating a grace note. The score includes repeat signs at the beginning and end of each system.

System 1: Em C D Em D Em C D G D
 R1 L4 L5 L4 L7 R1 L4 L5 L4 L7 L4 L3 R1 L4 L5 L4 L7 R1 L10 L10 R1 L5 L7 L3

System 2: Em C G Em C D Em C G G D
 R1 L9 L10 R6 R6 L9 L9 R6 L10 L10 R1 L5 R1 L9 L10 R6 R6 R7 R7 R7 R6 L10 L10 R1 L5

System 3: Em C Em D Em C G D
 R1 R1 L5 L5 L5 R1 R1 L5 R1 L10 R1 L5 R1 R1 L5 L5 L5 R1 L10 R6 L10 L10 R1 L5

>>

Source: Richard Robinson

Transcription: Transcription:Richard Robinson(?),slight rearrangement, Chords:Mike Long

The choice wife

An Phis Fhliuch

O'Farrell's welcome to Limerick

Slip Jig

The musical score is presented in five systems, each with a treble clef, a key signature of one sharp (F#), and a 9/8 time signature. The notes are written in a rhythmic pattern characteristic of a slip jig. Above the notes, chords are indicated by letters: D, C, G, and (A). Below the notes, fingerings are indicated by letters (L1-L10, R1-R7, R1a) and arrows pointing up or down to show the direction of the finger movement.

System 1: Chords D, C, G, C, D, G, D, C. Fingerings: L7 L5 L5 L5 L7 L5 L9 L5, R1 L5 L5 L7 L5 L7 L5 L4 L3, L7 L5 L5 L5 L7 L5 R2 L5, R2 R6 L10 L10 L9 L5 L5 L4 L3.

System 2: Chords D (A) C, D G, D C, G C. Fingerings: L10 R1a L10 L10 R6 L10 L9 L5, R2 R6 R7 R6 R6, R7 R7 R7 R6 L10 L10 L9 L5, R1 L5 L5 L7 L5 L7 L5 L4 L3.

System 3: Chords D, D C, D C, G C. Fingerings: L7 L5 L5 L5 L7 L10 L7 L10, L8 L7 L10 L7 L5 L5 L4 L3, L7 L5 L5 L5 L7 L5 L9 L5, R1 L5 L5 L7 L5 L7 L5 L4 L3.

System 4: Chords D C C, G D G, D C. Fingerings: L3 L3 L9 L9, R1 L9 L5 L5 L4 L5, L3 L3 L10 L8, L10 R6 L10 L10 L9 L5 L5 L4 L3.

System 5: Chords D (A) C, D G, D C, G C. Fingerings: L10 R1a L10 R6 L10 L9 L5, R2 L9 R1a R6 R7 R6 R6, R7 R7 R7 R6 L10 L9 L5, R1 L5 L5 L7 L5 L7 L5 L4 L3.

>>

Source: Henrik Norbeck

Discography: Willie Clancy: The Piping of Willie Clancy 2.

Davy Spillane: Atlantic Bridge.

Planxty.

Noel Hill: The Irish Concertina.

Paul O'Shaughnessy & Paul McGrattan: Within a Mile from Dublin

Transcription: Transcription:Henrik Norbeck(?), chords:Mike Long

The cock and the hen

Slip Jig

Bm D Bm A Bm D A
 R1 R1 L10 L9 R6 L10 R6 L9 R1 L10 L9 R1a L9 L5 R1 R1 L10 L9 R6 R6 R7 L10 L10 R6 L10 R1a L5
 D G D A D G Bm A
 R7 R6 L10 L10 R6 R7 R7 R6 L10 L10 L10 L5 R7 R6 L10 L10 R6 L10 R6 R6 L10 L10 R1 L10 L5 R6 L10 L10 R1 L10 L5 R6 L10 L10 R1 L10 L5

Source: Cathal McConnell, Henrik Norbeck...

My arrangement from various sources

Discography: Joe McHugh & Barry Carroll: The Long Finger.

Dervish: Playing with Fire

Transcription: Transcription, arrangement, chords: Mike Long

>>

Coleman's 1

Slip Jig

(Ireland)

The image shows a musical score for 'Coleman's 1', a slip jig in G major and 9/8 time. The score is presented in two staves. The first staff begins with a treble clef, a key signature of one sharp (F#), and a 9/8 time signature. The music is written in a single melodic line. Above the staff, the chords 'Am' and 'G' are indicated. Below the staff, fingerings are indicated with letters L (left hand) and R (right hand) and numbers 1-10, along with arrows pointing up or down to indicate finger direction. The second staff continues the melody, also with 'Am' and 'G' chords indicated above and fingerings below. The piece concludes with a double bar line and repeat dots.

Book: Music from Ireland Vol. 3

Source: Music from Ireland Vol. 3

Transcription: Transcription, chords:Mike Long

>>

Coleman's 2

Slip Jig

(Ireland)

Em G A D Em G D Em

R1 L4 L4 L7 L5 L5 L9 R1a L10 L10 R1a L10 L8 R1 L4 L4 L7 L5 L5 L9 R1a L10 L8 L7 L5 L4

↑ ↓ ↓ ↑ ↓ ↑ ↓ ↓ ↓ ↓ ↑ ↓ ↓ ↑ ↑ ↓ ↓ ↑ ↓ ↑ ↓ ↓ ↓ ↓ ↑ ↑ ↓ ↓

Em D Em G D Em

R6 L10 L10 R6 L10 R6 R6 L10 L10 R1a L10 R6 R6 L10 L10 R6 L10 L10 L9 R1a L10 L8 L7 L5 L4

↓ ↑ ↑ ↑ ↑ ↓ ↑ ↓ ↓ ↓ ↓ ↓ ↓ ↑ ↓ ↑ ↑ ↑ ↑ ↓ ↓ ↓ ↓ ↓ ↑ ↑ ↓ ↓

Book: Music from Ireland Vol. 3
 Source: Music from Ireland Vol. 3
 Transcription: Transcription, chords:Mike Long

>>

Come up stairs with me

Slip Jig

(Ireland)

The musical score is presented in three staves, each with a treble clef and a key signature of one sharp (F#). The time signature is 3/8. The first staff begins with a G chord and ends with a double bar line. The second staff begins with a D chord and ends with a double bar line. The third staff begins with a D chord and ends with a double bar line. Chords are indicated above the notes, and fingerings are indicated below the notes with letters L (left hand) and R (right hand) and numbers 1-5. Arrows indicate the direction of finger movement.

Staff 1: Chords: G, C, D, G, C, D, G. Fingerings: L3, L5, L9, R1, L5, L5, R1, L9, L10, L10, L9, L5, L5, R1, L5, L7, L4, L3, L5, L9, R1, L5, L5, R1, L9, L10, L10, R6, R6, R6, R7, R6, R6.

Staff 2: Chords: D, C, D, D, C, D, G. Fingerings: R6, R6, L10, L10, L10, R6, R6, L10, L10, L10, L9, L5, L5, R1, L5, L7, L4, L3, R6, L10, L10, L10, R6, R6, L10, L10, L10, R6, R6, R6, R7, R6, R6, R6.

Staff 3: Chords: D, C, D, G, C, D, G. Fingerings: R6, L10, L10, L10, R6, R6, L10, L10, L10, L9, L5, L5, R1, L5, L7, L4, L3, L5, L9, R1, L5, L5, R1, L9, L10, L10, R6, R6, R6, R7, R6, R6.

>>

Book: O'Neill's 1172

Source: O'Neill's

Transcription: Stephen Foy, chords: Mike Long

Crossing the channel

Slip Jig

(Ireland)

The image shows a musical score for a slip jig titled "Crossing the channel". It consists of two staves of music in the key of D major (one sharp) and 9/8 time. The first staff contains the first line of music, and the second staff contains the second line. Above each staff, chords are indicated: D, G, D, A, D, A, D, A, D for the first staff, and D, G, A, D, D, A, D for the second staff. Below the notes, footwork notation is provided, consisting of letters (L, R) and numbers (5, 7, 10) with arrows indicating the direction of the foot (up or down). The footwork for the first staff is: L5 L5 L5 L7 L5 R1 L10 R6 R6 R6 L10 L10 L10 R6 R7 R7 R7 R7 R6 L10 R1a L9 L5 R2 L10 R6 R6 L10 R1a L10. The footwork for the second staff is: R7 R7 R7 R7 R7 R6 L10 L10 R6 R6 R7 R6 L10 L10 R1a L9 L5 R7 R7 R7 R7 R7 R6 L10 L10 L10 L10 R6 R6 L10 R1a L10.

Book: Kerr's Fourth p23

Source: Kerr's Fourth p23

Transcription: Transcription, chords:Mike Long

>>

Dever the dancer

Slip Jig

(Ireland)

The musical score consists of three staves of music. Each staff begins with a treble clef, a key signature of one sharp (F#), and a 9/8 time signature. The music is written in a single melodic line. Above the notes, chords are indicated: Em, G, D, A. Below the notes, detailed fingering instructions are provided for both the left and right hands, using numbers 1-5 and letters L10, R1a, R2, R6, R7. The score ends with a double bar line and repeat dots.

>>

Book: Ceol Rince 2 n100

Robin Williamson ... Fiddle Tunes

O'Neill's 1147

Source: O'Neill's 1147

Transcription: Transcription:Stephen Foy, arr., chords:Mike Long

Drops of brandy

Slip Jig

(Ireland)

The musical score consists of two staves of music in 9/8 time, with a key signature of one sharp (F#). The first staff contains four measures of music, and the second staff contains four measures. Above the first staff, the chords G, G, D, G, C, and D are indicated. Above the second staff, the chords G, D, G, C, and D are indicated. Below the notes, fretting instructions are provided, including lettering (L, R) and numbers (1-10) for frets, and arrows (↑, ↓) indicating the direction of the stroke.

Book: Kerr's Second p26

Source: My arrangement from various sources

Transcription: Transcription, arrangement, chords:Mike Long

>>

Elizabeth Kelly's delight

Slip Jig

(Ireland)

Am Am G Em Am G Em

L5 L5 R1 L5 L5 L5 L4 L5 L4 L5 L4 L3 L4 L5 L5 L5 R1 L5 L5 L5 L4 L5 L5 L5 L4 L3 L4 L5

↑ ↑ ↑ ↑ ↑ ↓ ↓ ↑ ↓ ↓ ↓ ↑ ↓ ↓ ↑ ↑ ↑ ↑ ↑ ↓ ↓ ↓ ↓ ↓ ↓ ↓ ↓ ↑ ↓ ↓

Am G Am Am G Em Am G Am G Em

L9 L5 R1 L5 L5 L5 L9 L5 R1 L5 L5 L3 L4 L5 L9 L5 R1 L5 L5 L5 L5 L5 L5 L4 L3 L4 L5

↑ ↑ ↑ ↑ ↓ ↑ ↑ ↑ ↑ ↓ ↑ ↓ ↓ ↑ ↑ ↑ ↑ ↓ ↑ ↓ ↓ ↓ ↓ ↓ ↓ ↓ ↑ ↓ ↓

Arr: 2

Am G Em Am Am G G Em Am

L5 R1 L5 L5 L5 L4 L5 R1 L5 L5 L4 L3 L4 L5 L5 L5 R1 L5 L5 L5 L4 L5 L5 L5 L4 L3 L4 L5 L5

↑ ↑ ↑ ↑ ↓ ↓ ↑ ↑ ↑ ↓ ↓ ↓ ↓ ↓ ↓ ↓ ↓ ↓ ↓ ↓ ↓ ↓ ↓ ↓ ↓ ↓ ↓

>>

Am G Am Am G Em Am G Am G Em

L9 L5 R1 L5 L5 L5 L9 L5 R1 L5 L5 L3 L4 L5 L9 L5 R1 L5 L5 L5 L5 L5 L4 L3 L4 L5

↑ ↑ ↑ ↑ ↓ ↑ ↑ ↑ ↑ ↓ ↑ ↓ ↓ ↑ ↑ ↑ ↑ ↓ ↑ ↓ ↓ ↓ ↓ ↓ ↓ ↓ ↑ ↓ ↓

Book: Irish Old and New (?)

Source: 1 Richard Darsie- revised to be more like

2 Richard Darsie

Discography: Deiseal(?)

Transcription: 1 Transcription, arrangement, chords:Mike Long

2 Transcription, chords:Mike Long

A fig for a kiss

Slip Jig

(Ireland)

The musical score is presented in three systems, each with a treble clef, a key signature of two sharps (F# and C#), and a 9/8 time signature. The first system contains 12 measures with chords Em, D, Em, G, D, and Em. The second system contains 12 measures with chords Em, D, Em, G, and D. The third system contains 12 measures with chords Em, D, Em, D, Em, G, D, and Em. Fingerings are indicated by numbers 1-5 and letters R (right hand) and L (left hand) with arrows showing the direction of the stroke.

>>

Book: O'Neill's 1174

Source: O'Neill's

Transcription: Stephen Foy , minor arr., chords: Mike Long

The foxhunter's jig

Slip Jig

(Ireland)

D G D A D G D A

L7 L5 L7 L7 L3 L5 L4 L7 L5 L7 L7 L3 L4 L3 L7 L5 L7 L7 L3 L5 R1 L5 L7 L3 L3 L4 L7 L4 L3

↑ ↓ ↑ ↑ ↑ ↓ ↓ ↑ ↓ ↑ ↑ ↑ ↓ ↑ ↑ ↑ ↓ ↓ ↑

Em D Em G D A D A

R1 R1 L5 L5 L7 L5 L5 R1 L4 L4 L7 L5 R1 L5 L9 R1a L10 R1a L9 L5 L9 R1a L10 L3 L3 L4 L7 L4 L3

↑ ↑ ↑ ↓ ↑ ↓ ↑ ↑ ↓ ↓ ↓ ↓ ↓ ↓ ↓ ↓ ↓ ↓ ↓ ↓ ↓ ↓ ↓

D G D A D G D A

R6 R6 R6 R6 L10 R6 L10 R6 R6 R6 R6 L10 L10 L10 R6 R6 R6 L10 R6 R7 R7 R6 L10 L10 L10 R6 L10 L10

↑ ↓ ↑ ↑ ↑ ↓ ↓ ↑ ↑ ↓ ↑ ↓ ↓ ↓ ↓ ↓ ↓ ↓ ↓ ↓ ↓ ↓ ↓ ↓ ↓

>>

Em D Em G D A D A

R6 R6 L10 L9 R1 L5 L5 L5 R1 L4 L4 L7 L5 R1 L5 L9 R1a R1a L5 L9 R1a L10 L3 L3 L4 L7 L4 L3

↓ ↑ ↑ ↓

Source: My arrangement from various sources

Transcription: Transcription, arrangement, chords: Mike Long

Garrett's wedding

Slip Jig

(Ireland)

The musical score is presented in three systems, each on a single treble clef staff with a key signature of one sharp (F#) and a 9/8 time signature. The first system includes a first and second ending. Chords are indicated above the notes, and ABC notation is provided below the staff. The notation uses letters R (Right hand) and L (Left hand) with numbers 1-10 to indicate fingerings, and arrows to indicate up and down strokes. The first system has chords Em, G, D, Em, C, D, and C. The second system has chords Em, C, D, Em, G, D, and C. The third system has chords Em, C, D, G, D, C, G, D, and Em.

>>

Book: Irish Tin Legends

Source: Paddy Moloney, The Chieftains

Ricker & oneil abc's

Transcription: Transcription:?, chords:Mike Long

Gingerhog's #2

Slip Jig

The musical score is written in treble clef with a key signature of one sharp (F#) and a 9/8 time signature. It consists of two staves of music. Above the notes, chords are indicated: D, A, D, A, G, D, A, G, D, A on the first staff, and D, A, D, A, G, D, G, D, A on the second staff. Below the notes, fingerings are indicated with letters (L for left hand, R for right hand) and numbers (1-5) and arrows (↑ for upstroke, ↓ for downstroke).

Staff 1:

- Measure 1: D (L5 R2 L10 R6 L10 L10 L10 R6) ↑ ↑ ↓ ↑ ↓ ↓ ↑ ↑
- Measure 2: A (L5 R2 L10 L10 R6 L10 R6 L10 R1) ↑ ↑ ↓ ↑ ↑ ↓ ↑ ↓ ↑
- Measure 3: D (L5 R2 L10 R6 L10 L10 L10 R6) ↑ ↑ ↓ ↑ ↓ ↓ ↑ ↑
- Measure 4: A (L5 R1 L10 L8 R6 L10 L10) ↓ ↑ ↓ ↑ ↑ ↓ ↑ ↑

Staff 2:

- Measure 5: D (R7 R6 R6 L10 R6 L10 L10 R6) ↑ ↑ ↑ ↑ ↑ ↓ ↑ ↑
- Measure 6: A (R7 R6 R6 L10 R6 L5 R1) ↑ ↑ ↑ ↑ ↑ ↑ ↑
- Measure 7: D (R7 R6 R6 L10 R6 L10 R1 L5) ↑ ↑ ↑ ↑ ↑ ↓ ↑ ↑
- Measure 8: G (L5 R1 L10 L8 R6 L10 L10) ↓ ↑ ↓ ↑ ↑ ↓ ↑ ↑

Source: Nottingham Music Database

Phil Cunningham arr Hamish

Transcription: Transcription:?, minor arr., chords:Mike Long

>>

Hardiman the fiddler

Hardy Man the fiddler

Slip Jig

(Ireland)

Chords: D, D, C, D, Am, C

Fingerings: L5 L5 L7 L3 L4 L7 L5, L5 L5 L5 L5 L9 L5 L5, L5 L5 L7 L3 L4 L7 L5, L5 R2 L10 L10 L10 L10 L9 L5 L5

Chords: D, D, C, D, Am, C

Fingerings: L5 R2 L10 L10 L10 R6, L5 R2 L10 L10 L10 L9 L5 L5, L5 R2 L10 L10 L10 R6 R6, R7 R6 R6 R6 L10 L10 L9 L5 L5

Chords: D, D, C, D, Am, C

Fingerings: L5 R2 L10 L10 L10 R6 R6, L5 R2 L10 L10 L10 L9 L5 L5, R2 L9 L5 R2 L10 R6 R6, R7 R6 R6 R6 L10 L10 L9 L5 L5

>>

Book: O'Neill's 1117

Source: O'Neill's 1117

Transcription: Transcription, slight rearrangement, chords: Mike Long

Hedigan's fancy

Slip Jig

The musical score consists of six systems, each with a treble clef staff and a key signature of two sharps (F# and C#). The time signature is 9/8. Each system includes a melodic line and a set of fingerings below it. The fingerings use letters L (left hand) and R (right hand) with numbers 1-5 and 'a' for accidentals, and arrows indicating up and down strokes. Chords are indicated by letters D, G, A above the staff.

System 1: Chords: D, G, D, D, G, A, D, G, D, G, A. Fingerings: L10 L8 R1 L5 L4 L5 L7 L3, R6 L10 R1 L5 L4 L5 L7 L4, L10 L8 R1 L5 L4 L5 L7 L3, R1 L5 R1 L4 L7 L5 L7 L4.

System 2: Chords: D, A, D, A, D, A, G, A. Fingerings: L10 L8 L7 L3 L7 L5 L4 L5, R2 L5 L7 L3 L7 L5 L7 L4, L10 L8 L7 L3 L7 L5 L4 L5, R1 L5 R1 L4 L7 L5 L7 L4.

System 3: Chords: D, A, D, A, D, A, G, A. Fingerings: L10 L10 L10 L5, R2 L10 R7 R6 R6 R6 R6 L10, L10 L10 L10 L5, R2 L5 L5 L7 L4 L3 L5 L4.

System 4: Chords: D, D, A, D, G, A. Fingerings: L10 L10 R6 R7 R6 R7 R6 R6, L10 L10 R6 R7 R6 R6 R6 R6 L10, L10 L10 R6 R7 R6 R7 R6 R6, R7 R6 R6 L10 R6 R6 R6 L10.

System 5: Chords: D, A, D, G, D, A, G, A. Fingerings: L10 L10 L8 L7 L5 L7 L4, L10 L10 L8 L7 R1 L5 L4, L10 L10 L8 L7 L5 L7 L4, R1 L5 R1 L4 L7 L5 L7 L4.

System 6: Chords: D, A, D, A, D, A, G, A. Fingerings: L3 L7 L5 R6 L10 L7 L5 L4, L3 L7 L5 R2 L5 L7 L4 L5, L3 L7 L5 R6 L10 L7 L4 L3, R1 L5 R1 L4 L7 L5 L7 L4.

>>

Source: Richard Darsie

Transcription: Transcription, chords: Mike Long

The humours of whiskey

Slip Jig

(Ireland)

G Bm G Bm A G Bm D A

D A D G/A D A G A

Arr.2

Em Em D Em D

D A D G D A G D

D A D G D A G D

Book: Ceol Rince 2 n97

Source: 1 ceilif~2.abc, pubsco~2.abc, ricke~11.abc, robins~1.abc, Henrik Norbeck, Laurie 2 id:hn-slipjig-37

Discography: Solas: Solas.

Altan: Altan.

Transcription: 1 Transcription:??, chords:Mike Long

2 Transcription:Henrik Norbeck?,chords:Mike Long

Hunting the hare

Slip Jig

(Ireland)

The image shows a musical score for the slip jig 'Hunting the hare'. It consists of two staves of music in the key of D major (one sharp) and 9/8 time. The first staff contains the first line of music, and the second staff contains the second line. Above the notes are chord symbols: D, (A), G, A, D, (A), D, G, A, D on the first staff; and D, G, A, D, G, A, (G), D on the second staff. Below the notes are detailed fingering instructions using letters L (left hand) and R (right hand) with numbers 1-5 and 'a' for the thumb, and arrows indicating the direction of the finger movement (up or down).

Book: O'Neill's 1153

Source: O'Neill's

Transcription: Stephen Foy, mineo arr., chords: Mike Long

>>

The Irish girl

Slip Jig

(Ireland)

The musical score consists of three staves of music. Each staff begins with a treble clef, a key signature of one sharp (F#), and a 9/8 time signature. The music is a slip jig, characterized by its 9/8 time signature and the absence of a common time signature. The first staff contains four measures of music, with chord symbols A, A, G, and A above the notes. The second staff contains five measures, with chord symbols A, A, G, A, and D G above the notes. The third staff contains five measures, with chord symbols A, A, G, A, and D G (D) above the notes. Below each staff is a line of rhythmic notation consisting of up and down arrows, indicating the timing of the notes. The chords are indicated by letters A, G, and D, with some variations like (D) and L9.

>>

Book: O'Neill's 1137

Source: O'Neill's 1137

Transcription: Transcription:Stephen Foy, chords:Mike Long

Jack on the green

Slip Jig

(Ireland)

Chords: G C D C D G C D C G

Fingering: L10 ↓ R6 ↓ R6 ↓ R6 ↓ R6 ↓ R6 ↓ L10 ↑ R6 ↑ R6 ↓ R7 ↑ R7 ↑ R7 ↑ R7 ↓ R6 ↓ R6 ↑ L10 ↓ L10 ↓ R6 ↓ R6 ↓ R6 ↓ R6 ↓ L10 ↑ L10 ↑ L10 ↓ L10 ↑ R6 ↓ R6 ↓ L10 ↓ L9 ↓ R1 ↑ L5 ↓ L5 ↓

Chords: D G D D C G D G D D C G

Fingering: L7 ↑ L5 ↑ L5 ↓ R1 ↑ L5 ↑ R2 ↑ L10 ↓ R1a ↓ L10 ↓ L8 ↑ R1 ↑ L9 ↑ R1 ↑ L5 ↓ L5 ↓ L7 ↑ L5 ↓ L5 ↓ R1 ↑ L5 ↑ R2 ↑ L10 ↓ L10 ↑ R6 ↓ R6 ↓ L10 ↓ L9 ↓ R1 ↑ L5 ↓ L5 ↓

Book: O'Neill's 1149

Source: O'Neill's 1149

Transcription: Transcription: Stephen Foy, chords: Mike Long

>>

James Byrne's

Slip Jig

(Ireland)

Staff 1: Chords: D, G, A, D. Endings: 1 G A D, 2 G A D.
 Fingerings: L10 R7 R6 L10 L10, L9 R1a L10 L10 R1a L5, R2 R6 R7 L10 R1a, L9 R1a L10 L5 R2, L9 R1a L10 L5 R2 L10.
 Directions: ↓ R6 R7 L10 R1a, ↓ ↓ L10 R6 ↓ L9, ↑ ↑ R7 R6 L10 L10, ↓ ↓ L10 ↑ R1a ↑, ↓ ↓ L10 ↑ R1a ↑ ↑ R6.

Staff 2: Chords: A, D, G, A. Endings: 1 D G D, 2 D G D.
 Fingerings: L10 L5 R1 R2 L5, R2 L10 L10 R7 R6, L10 L5 R1 R2 L5, R2 L10 R6 L10 L10, L10 R6 L10 L10.
 Directions: ↑ R1a L5 L5 R1a, ↑ ↑ R6 R6 ↓ ↓ R6, ↑ R1a L5 L5 R1a, ↑ ↑ ↑ ↓ R1a ↓ R6, ↓ L10 ↑ ↓ R1a ↓.

Book: Richard Darsie's web page

Source: Altan: Red Crow

Discography: Altan: Red Crow

Transcription: Transcription, revisions, chords: Mike Long

>>

The kid on the mountain

Slip Jig

(Ireland)

The musical score is presented in six systems, each with a treble clef and a key signature of one sharp (F#). The time signature is 9/8. Chords are indicated above the notes, and fingerings are indicated by numbers 1-5 and letters L (left hand) and R (right hand) with arrows showing the direction of the finger stroke.

System 1: Chords: Em, G, D. Fingerings: L4, L4, L7, L4, L7, L5, L7, L4, R1, R1, L9, L5, R1, L5, L4, L4, L4, L7, L4, L7, L5, L5, R1, L5, L5, L7, L5, L5, L7, L4, L3.

System 2: Chords: G, D, G, G, D, G, D, G, G, D. Fingerings: R1, L5, R1, L5, L7, L3, L5, L3, L5, L5, R1, L10, L10, L10, L5, R1, L5, R1, L5, L7, L3, L5, L5, R1, L5, L5, L7, L5, L5, L7, L4, L3.

System 3: Chords: Em, Em, D, Em, G, D. Fingerings: R6, R6, R6, L10, L10, R6, R6, R6, R6, L10, R6, R7, R6, L10, R6, R6, R6, L10, L10, R6, R7, R7, R6, R6, R7, R6, R6, L10.

System 4: Chords: Em, (G), Em, D, Em, (G), G, D. Fingerings: L10, R1, R1, L10, R6, R6, R6, L10, R1, R1, L10, R6, R6, R7, R6, L10, L10, R1, R1, L10, R6, R6, R6, R7, R7, R6, R6, R7, R6, R6, L10, L10.

System 5: Chords: Em, (G), Em, D, G, D, G, G, D. Fingerings: L10, R1, R1, L10, R6, R6, R6, L10, R1, R1, L10, R6, R6, R7, R6, L10, R6, R6, R7, R7, R6, R6, R7, R6, R6, L10, L10.

System 6: Chords: C, D, G, G, D, C, D, G, G, D. Fingerings: L10, R1, L10, L5, L5, L3, L5, L5, R1, L10, L10, L10, L5, R2, L10, L10, L5, L5, L5, R1, L5, L5, L7, L5, L5, L7, L4, L3.

>>

Source: My arrangement from various sources

Transcription: Transcription, arrangement, chords: Mike Long

Last night's fun

Paddy be aisy

Slip Jig

(Ireland)

The musical score is presented in four systems, each with a treble clef, a key signature of one sharp (F#), and a 9/8 time signature. The melody is written on a single staff with eighth and sixteenth notes. Chords are indicated above the staff, and fingerings are indicated below the staff with letters L (left hand) and R (right hand) and numbers 1-5, along with arrows indicating up and down strokes.

System 1: Chords: Dm, Am, Dm, C, Dm, Am, G, C. Fingerings: L3, L5, L5, L5, L5, R1, L9, L3, L5, L5, L5, L4, L5, L4, L3, L5, L5, L5, L5, R1, L9, L10, L9, R1, L9, R1, L5, L5, L4.

System 2: Chords: Dm, Am, Dm, C. Fingerings: L3, L5, L5, L5, L5, R1, L9, L3, L5, L5, L5, L4, L5, L4.

System 3: Chords: Dm, Am, C, G, G, D, G, C, G, D. Fingerings: L3, L5, L5, L5, L5, R1, L9, L10, R1, R1, L5, L4, L9, L9, L9, L5, L4, R1, L5, L10, L5, L5, R1, R1, L9, R1, L9, L5, L5, R1, L9, L5, L5, R1, L10, L5, L5, R1, L9.

System 4: Chords: G, C, G, D, G, C, G, C, G, G, D, G. Fingerings: R1, L5, L5, L5, L5, L4, L5, L4, R1, L5, R1, R1, L5, R1, L10, L5, L5, L9, L9, L5, R1, L9, L10, L5, L9, L5, R2, L10, R6, R6, L10, L5, L10, R1, R1, L5, L5, L5, L4, L5, L4.

>>

Book: Ceol Rince 2 n107 (up in Edor)

Roche 2 254 (up in Am)

Source: irishf~4.abc

Transcription: Transcription:?, chords:Mike Long

Moll Roe

One bumper at parting
 The Munsterman's flattery
 The market stake
 Moll Roe in the morning
 The Devil and the bailiff
 T'aim in Arrears
 Courting in the kitchen

Slip Jig

(Ireland)

The musical score consists of four systems of music, each with a treble clef and a 9/8 time signature. Above each system are chord letters: G, D, G, C, D, G, D, G. Below the notes are footwork instructions using letters L (left foot) and R (right foot) with numbers 3, 5, 7, 9, 10 and arrows indicating direction. The instructions are as follows:

- System 1: L3 ↑, L3 L5 L5 L5 L5 L5 L7 L5 L5 ↑ ↓ ↓ ↓ ↓ ↑ ↓ ↓ ↑, R1 L5 R1 L9 L5 R1 L9 L9 ↑ ↓ ↑ ↑ ↑ ↑ ↑ ↑ ↑, L3 L5 L5 L5 L5 L5 L7 L5 L5 ↑ ↓ ↓ ↓ ↓ ↑ ↓ ↓ ↑, R1 L5 R1 L9 L5 L7 L5 L5 ↑ ↓ ↑ ↑ ↑ ↑ ↑ ↓ ↓ L7 ↑
- System 2: L3 L5 L5 L5 L5 L5 L7 L5 L5 ↑ ↓ ↓ ↓ ↓ ↑ ↓ ↓ ↑, R1 L5 R1 L9 L5 R1 L9 R1 L9 ↑ ↓ ↑ ↑ ↑ ↑ ↑ ↑ ↑, L10 L10 L10 L9 L5 L5 L7 L5 L5 ↓ ↑ ↓ ↑ ↑ ↑ ↓ ↑ ↓ ↑, R1 L5 R1 L9 L5 L7 L5 ↑ ↓ ↑ ↑ ↑ ↑ ↑ ↓
- System 3: R1 L9 ↑, L10 L10 L9 L5 L5 L7 L5 L5 ↓ L10 ↑ ↓, R2 L10 L9 L5 R1 L9 R1 L9 ↑ ↓ L10 ↑ ↑ ↑ ↑ ↑ ↑ ↑ ↑ ↑, L10 L10 L9 L5 L5 L7 L5 L5 ↓ L10 ↑ ↓, R1 L5 R1 L9 L5 L7 L5 R1 ↑ ↓ ↑ ↑ ↑ ↑ ↑ ↓ ↓ L9 ↑
- System 4: L10 L10 L10 L9 L5 L5 L7 L5 L5 ↓ ↑ ↓ ↑ ↑ ↑ ↓ ↑ ↓ ↑, R2 L10 L10 L9 L5 R1 L9 L10 ↑ ↑ ↓ ↑ ↑ ↑ ↑ ↑ ↓ L10 ↑, R6 L10 L10 L9 L5 L5 L7 L5 L5 ↑ ↑ ↓ ↑ ↑ ↓ ↑ ↓ ↑, R1 L5 R1 L9 L5 L7 L5 ↑ ↓ ↑ ↑ ↑ ↑ ↑ ↓

>>

Book: O'Neill's 1169

Kerr's Second p27 -Moll Roe in the morning

Kerr's Third p 32 -A bumper at parting

Ceol Rince 2 n93 -Mull Rua, Courting in the kitchen

Source: O'Neill's

Transcription: Transcription:Stephen Foy , chords:Mike Long

>>

The Munster Gimlet

Slip Jig

(Ireland)

The score is written in treble clef with a 9/8 time signature. It consists of three systems of music. Each system includes a melodic line and a corresponding line of chords and fingerings. The first system has two measures with chords F and G, followed by two measures with chords F, G, F, and two measures with chords F and G. The second system has two measures with chord F, one measure with chord G, and two measures with chord F. The third system has two measures with chord G and two measures with chord F. Fingerings are indicated by numbers 1-5 and letters L (left hand) and R (right hand) with arrows showing the direction of the stroke.

>>

Book: Kerr's Second p32

Source: Kerr's Second p32

Transcription: Transcription, chords:Mike Long

Paddy O'Snap

Slip Jig

(Ireland)

D G A D G A D
 R6 L10 L10 R1a L10 R6 L10 L10 R6 L10 L10 R6 L10 R1a L9 L5 R6 L10 L10 R1a L10 R6 L10 L10 L10 R6 R6 L5 L9 R1a L10
 ↑ ↓ ↓ ↓ ↓ ↓ ↑ ↑ ↓ ↓ ↑ ↑ ↓ ↓ ↑ ↑ ↓ ↓ ↑ ↑ ↓ ↓ ↑ ↓ ↓ ↓ ↓ ↓

D G A D G A D
 R7 L5 L5 R1 L5 L7 L5 R2 R1 L10 L10 R6 L10 L10 R6 R6 R7 L5 L5 R1 L5 L7 L5 R2 L10 R6 R6 L5 L9 R1a L10
 ↑ ↑ ↑ ↑ ↓ ↑ ↑ ↑ ↑ ↑ ↓ ↓ ↓ ↓ ↓ ↓ ↓ ↓ ↓ ↓ ↓ ↓ ↓ ↓ ↓ ↓

Book: O'Neill's 1175

Source: O'Neill's

Transcription: Transcription: Stephen Foy, chords: Mike Long

>>

Redican's mother

Slip Jig

(Ireland)

D (A) D G D (A) D G
 L7 L5 R2 L7 L5 R2 L5 L7 L3 L7 L5 R2 L7 L5 R2 R1 L5 L7 L5 R2 L5 L7 L3 L7 L4 L7 L3 L7 L5 R1 L5
 ↑ ↓ ↑ ↑ ↑ ↑ ↑ ↑ ↑

D G D A D G D/A G
 R6 R6 R6 R7 R6 L10 R1 L5 R6 R6 R6 R7 R6 R6 R6 L10 R6 R6 R6 R7 R6 L10 R1 L5 L7 L4 L3 L7 L5 R1 L5
 ↑ ↑ ↑ R6 ↑ ↑ L10 ↓ ↑ ↑ ↑ ↑ ↑ ↓ ↑ ↑ ↑ ↑ ↑ ↓ ↑ ↓ ↑ ↓ ↑ ↑ ↑ ↑ ↑ ↑ ↑

Source: Richard Darsie

Transcription: Transcription, chords: Mike Long

>>

The road to Sligo

Slip Jig

(Ireland)

The musical score consists of three systems of notation. Each system is in treble clef, 9/8 time, and D major. The first system has four measures with chords D, G, D, and A. The second system has five measures with chords D, D, A, D, and A. The third system has five measures with chords Bm, G, Bm, A/G, and (Bm). Fingerings are indicated by numbers 1-5 and letters L/R for left and right hands, with arrows showing up and down strokes.

>>

Book: Kerr's Fourth p26

Source: Kerr's Fourth p26

Transcription: Transcription, chords:Mike Long

The rocky road to Dublin

Slip Jig

(Ireland)

The musical score consists of five systems of music, each with a treble clef, a key signature of one sharp (F#), and a 9/8 time signature. The notes are written in a rhythmic pattern characteristic of a slip jig. Above each system are chords, and below each system are fingerings indicated by letters (L for left hand, R for right hand) and arrows (up for upstroke, down for downstroke).

System 1: Chords: Am G Am Am G Am G Am G. Fingerings: L10 R3 L10 L10 R1 L5, L4 L5 L5 L5 R1 L9 L10, L10 R3 L10 L10 R1 L5 L9, R1 L5 L5 L5 R1 L9 L10.

System 2: Chords: Am G Am G Am C G. Fingerings: L10 R7 R7 R6 R6, L10 R7 R7 L5 R1 L9 L10, L10 R7 R7 R6 R6, L10 R1 L5 L5 R1 L9 L10.

System 3: Chords: Am G Am G Em/C G. Fingerings: L10 R7 R7 R6 R6, L10 R7 R7 L5 R1 L9 L10, L10 R6 R6 R6 R6 R7 R6 R6 L10, L10 R1 L5 L5 R1 L9 L10.

System 4: Chords: Am Am G Am G. Fingerings: L10 L9 L5 R2 L9 L5 L5 R7, L10 L9 L5 R2 L9 L5 R1 L9 L10, L10 L9 L5 R2 L9 L5 R7 L9, L10 R1 L5 L5 R1 L9 L10.

System 5: Chords: Am Am G Em/C G. Fingerings: L10 L9 L5 R2 L9 L5 L5 R7, L10 L9 L5 R2 L9 L5 R1 L9 L10, L10 R6 R6 R6 R6 R7 R6 R6 L10, L10 R1 L5 L5 R1 L9 L10.

>>

Book: Krassen O'Neil's 2 p.79

O'Neill's 1116

Source: O'Neill's 1116

Transcription: Transcription, slight rearrangement, chords:Mike Long

Silvermore

Brian O'Linn

Slip Jig

(Ireland)

The image shows two staves of musical notation for the piece 'Silvermore'. The first staff begins with a treble clef, a key signature of two sharps (F# and C#), and a 9/8 time signature. Above the staff, chords are indicated: D, A, D, A, D, A, G, and A. Below the staff, a series of fingerings are listed, with arrows indicating the direction of finger movement (up for ↑, down for ↓). The second staff continues the melody with chords Bm, Bm, A, Bm, and A. It also includes a series of fingerings with directional arrows. The music consists of eighth and sixteenth notes, typical of a slip jig.

Book: Kerr's Third p32

O'Neill's 1141

Source: O'Neill's 1141

Transcription: Stephen Foy, chords: Mike Long

>>

The sport of the chase

Slip Jig

Staff 1: G C D
 L5 L5 R1 L5 R1 L10 R1 L5 L5 R1 L5 R1 L10 R1 L3 L3 L4 L3 L4 L5 L4 L3 L3 L7 L3 L7 L5 L7

Staff 2: G C D
 L5 R6 R6 L10 R1 L10 R1 L5 R6 R6 L10 R1 L10 R1 L9 L9 L10 L9 L10 R6 L10 L10 L10 R6 L10 R6 R7 R6

Staff 3: G C D
 R6 L10 R1 R3 L10 R1 R3 L10 R1 R3 L10 R1 R3 L10 R1 L10 L9 L5 R2 L9 L5 R2 L9 L5 R6 L10 L8 R6 L10 L8 R6 L10 L8

>>

Book: Roche 3 n118

Bulmer & Sharpley 1

Source: Henrik Norbeck

Transcription: Transcription, arr.(?), Henrik Norbeck(?), chords:Mike Long

The swaggering jig

Slip Jig

(Ireland)

The musical score is presented in three systems, each with a treble clef, a key signature of one sharp (F#), and a 9/8 time signature. The music is a slip jig, characterized by its 9/8 time signature and the absence of a repeat sign. Each system consists of a melodic line with chords indicated above the staff and fingerings indicated below. The chords are G, D, G, D, G, D, C, (G), D. The fingerings are indicated by numbers 1-5 for the left hand and R for the right hand, with arrows showing the direction of the stroke.

System 1 Chords: G D G D G D C (G) D
 System 1 Fingerings: L10 ↓ R1 ↑ L5 ↓ L5 ↓ L5 ↓ L4 ↓ L3 ↓ L5 ↓ L5 ↓ R1 ↑ L5 ↓ L5 ↓ L7 ↓ L5 ↓ L5 ↓ R2 ↑ R1 ↑ L5 ↓ L5 ↓ L5 ↓ L4 ↓ L3 ↓ L5 ↓ L5 ↓ L9 ↑ R1 ↑ L5 ↑ R1 ↑ L5 ↓ L4 ↓ L3 ↑

System 2 Chords: G D G D G D C (G) D
 System 2 Fingerings: L9 ↑ R1 ↑ L10 ↓ L10 ↓ R6 ↑ L5 ↓ R1 ↓ R1 ↓ L10 ↓ L10 ↓ L5 ↓ L5 ↓ L9 ↑ R1 ↑ L10 ↓ L10 ↓ L10 ↓ L5 ↓ L9 ↑ R1 ↑ L5 ↓ R1 ↑ L5 ↓ L4 ↓ L3 ↓ L9 ↑

System 3 Chords: G D G D C G D C (G) D
 System 3 Fingerings: R1 ↑ L10 ↓ L9 ↓ L10 ↓ R6 ↑ R6 ↓ L10 ↓ R1 ↓ L5 ↓ R1 ↑ L10 ↓ L10 ↓ L10 ↓ R1 ↓ L5 ↓ L5 ↓ R6 ↑ R6 ↓ R6 ↓ L10 ↓ L10 ↓ R1 ↓ L10 ↓ L9 ↓ R1 ↓ L5 ↓ L9 ↑ R1 ↑ L5 ↑ R1 ↑ L5 ↓ L4 ↓ L3 ↑

Book: O'Neill's 1118
 Source: O'Neill's 1118
 Transcription: Transcription, chords:Mike Long

Tipperary hills

Michael Gorman's

Slip Jig

The musical score consists of three staves of music in 9/8 time, key of D major. Each staff begins with a chord above the first measure. The first staff has chords D, G, D, G, A, D. The second staff has chords D, A, G, A, D, A, G, A, D. The third staff has chords D, A, G, A, D, A, G, A, D. Fingerings are indicated by numbers 1-5 and letters L (left hand), R (right hand), and R1 (right hand first finger). Arrows indicate the direction of finger movement: up (↑) and down (↓).

Staff 1 Chords: D, G, D, G, A, D
 Staff 2 Chords: D, A, G, A, D, A, G, A, D
 Staff 3 Chords: D, A, G, A, D, A, G, A, D

>>

Book: O'Neill's 1148

Source: My arrangement from various sources

Transcription: Transcription, arrangement, chords: Mike Long

The wishing well

Slip Jig

(Ireland)

The musical score consists of two staves of music in 9/8 time. The first staff contains the first six measures, and the second staff contains the remaining six measures. Chords are indicated above the notes, and footwork notation (L and R for left and right foot, with numbers 1-5 and arrows indicating direction) is placed below the notes.

Staff 1:

- Measure 1: Am (L4 L4 L4 L5 R1 L9)
- Measure 2: G (L5 L5 R1 L9 L10 R1 L5)
- Measure 3: Em (L4 L4 L4 L5 R1 L9)
- Measure 4: Am (L10 R3 L10 L10 L9 R1 L5)
- Measure 5: F
- Measure 6: G Am

Staff 2:

- Measure 7: C (L5 L5 L5 L9 L10 L10)
- Measure 8: G (L10 L10 R3 L10 L9 R1 L5 L5)
- Measure 9: C (L5 L5 L5 L9 L10 L10)
- Measure 10: F
- Measure 11: G Am

Book: Kerr's Fourth

Source: Kerr's Fourth #235

Transcription: Transcription, chords: Mike Long

>>

Aberdeen Alternative Festival march

March

Alasdair Fraser

♩ = 140

G
D
G
C
G
Em
Am/C
D

G
C
G
G
C
G
C
D
G

G
C
G
C
G
D
G

G
C
G
Em
C
G
D

G
C
G
C
D
G

>>

Source: SF Scottish Fiddlers

Transcription: Transcription: Mike Long

Brian Boru's march

March

$\text{♩} = 160$

Am G Am

L10 L9 R1 L5 L5 R2 L10 L9 R1 L5 L5 R2 L9 R1 L5 L5 L5 R2 L9 R1 L5 L5 L5 R2 L10 L9 R1 L5 L5 R2 L10

Am Em Am Am

L9 R1 L5 L5 R7 L10 R3 L10 L10 L10 L9 L5 L5 L5 L5 L5 L9 L10 L10 L10 L10 L10 L10 L10 L10 R1

G Am Am Em Am

L5 R1 L9 L10 R1 L10 R1 L10 R1 L5 L5 L9 L10 L10 L10 L10 L10 L10 L9 L5 L9 R1 L5 R2 L10 L9 L5 L5 L5

Am G Am

R1 L9 R1 L5 R7 R3a R7 L9 R1 L5 R7 R3a R7 R1 L5 L5 R6 R6 R6 L9 L5 L5 R6 R6 R6 L9 R1 L5 R7 R3a R7

C G Am C

L9 R1 L5 R7 R7 R8 R7 R7 R6 R3 L10 L10 L9 R1 L5 R1 L9 L10 R6 R6 R7 R6 R7 R6 L10 L9

G C Am Em Am

L5 L5 R1 L10 L10 L10 R6 L10 L10 R1 L5 L9 L10 R6 R6 R7 R6 R7 R6 L10 R1 L9 R1 L5 R2 L10 L9 L5 L5 L5

>>

Book: Roche2 n334 - 2 part vsn in D, but nicer...

O'Neill's 1801

Source: O'Neill's 1801

Transcription: Transcription:Bob Safranek, chords:Mike Long

>>

Book: Fiddler's Fakebook

Kerr's First p49

Source: Arr. 1 Sessions

Arr. 2 Kerr's First

Transcription: 1 Transcription, arrangement, chords:Mike Long

2 Transcription, chords:Mike Long

>>

The chanter's tune

The song of the chanter

March

(Ireland)

♩ = 140

Am Am G Am G (Em) Am

Am G Em Am Am Am G

Am G (Em) Am Am G Em Am

>>

Book: O'Neill's 143

Source: O'Neill's

Transcription: Transcription, arrangement, chords:Mike Long

Farewell to the creeks

March

$\text{♩} = 160$

Staff 1: G C G G G D G C G
 R6 ↓ L10 ↓ R1 ↑ R1 ↑ L5 ↓ L9 ↑ L10 ↓ L10 ↓ L9 ↑ R1 ↑ L9 ↓ L8 ↓ R1 ↑ L10 ↓ L9 ↑ L5 ↓ R6 ↓ L10 ↓ R1 ↑ R1 ↑ L5 ↓ L9 ↓ L10 ↓ L10 ↓ L9 ↑

Staff 2: G (C) D G G C G C G G D
 R1 ↑ L9 ↓ L10 ↓ L9 ↑ L5 ↑ R2 ↓ L5 ↓ L5 ↑ R1 ↑ L5 ↓ L9 ↓ L10 ↓ L10 ↓ R1 ↑ R1 ↑ L5 ↓ L9 ↓ L10 ↓ R1 ↑ L9 ↓ L10 ↓ L9 ↓ L5 ↓ L5 ↓

Staff 3: G C G G (C) D G G C G
 R1 ↑ L5 ↓ L9 ↓ L10 ↓ L10 ↓ R1 ↑ R1 ↑ L5 ↓ R1 ↑ L9 ↓ L10 ↓ L9 ↑ L5 ↑ R2 ↓ L5 ↓ R2 ↑ R6 ↓ L10 ↓ L10 ↓ R6 ↓ L10 ↓ L10 ↓ R1 ↓ L10 ↓ L10 ↓ R1 ↓

Staff 4: C G G D G C G G (C) D G
 L9 ↑ L10 ↓ R1 ↑ L9 ↓ L10 ↓ L10 ↓ L9 ↓ R1 ↑ L5 ↓ R2 ↑ R6 ↓ L10 ↓ L10 ↓ R6 ↓ L10 ↓ L10 ↓ R1 ↓ L5 ↓ L10 ↓ L10 ↓ R1 ↓ L5 ↓ R1 ↑ L9 ↓ L10 ↓ L10 ↓ L9 ↓ R1 ↑ L5 ↓ R2 ↓ L5 ↓

>>

Source: Richard Darsie's web page
 Transcription: Transcription, chords: Mike Long

Garry Owen

Jig
Also played up in A

(Ireland)

Chords: G, D, G, D, G, C, G, D

Fingerings (Staff 1):
 Measure 1: R6 ↓ R6 ↑, L10 L9 L5 ↑ L10 R1 L5 ↓ ↑ ↑ ↑ ↓
 Measure 2: R1 R1 R3 ↑ L9 R1 R6 ↑ ↑ ↑ ↓ ↑, L10 L9 L5 ↑ L10 R1 L5 ↓ ↓ ↑ ↑ ↓
 Measure 3: L5 R1 L5 R6 ↑ ↑ L5 R6 ↑ ↑ ↓ ↑, L10 L9 L5 ↑ L10 R1 L5 ↓ ↓ ↑ ↑ ↓
 Measure 4: R1 R1 L10 ↑ L9 R1 ↑ ↑ ↑ ↓, L10 R6 L10 ↓ L10 R6 R1 ↑ ↑ ↓ ↓ ↑, L5 R1 L5 ↑ ↑ L5 ↑ ↑

Fingerings (Staff 2):
 Measure 1: R1 ↑ L9 ↑, L10 L10 ↓ R1 R1 ↑ ↓ ↑
 Measure 2: L10 L10 R6 ↓ R1 R6 ↑ ↓ ↓ ↑, L10 L10 ↑ L9 L9 ↑ ↑ ↑, L10 L10 ↑ L9 R6 ↑ ↑ ↑
 Measure 3: R6 R7 R7 ↓ ↑ R7 ↑ ↓, R6 L10 L10 ↓ R6 L10 ↑ ↑ ↓ ↓, L10 R6 L10 ↓ L10 R6 R1 ↑ ↑ ↓ ↓ ↑
 Measure 4: L5 R1 L5 ↑ ↑ L5 ↑ ↑

Book: O'Neill's 971

Kerr's First p37

Source: Kerr's First

Transcription: Transcription, chords:Mike Long

>>

The green flag flying before us

March

(Ireland)

$\text{♩} = 140$

G C G G D G C G D G

L5 L3 L3 L5 R1 L5 L5 R1 L5 L3 L9 L9 R1 L5 L5 R1 L5 L4 L3 L3 L5 R1 L5 L5 R1 L5 L3 L9 R1 L9 R1 L5 L5

↓ L4 ↑ ↑ L4 L5 ↑ ↓ L5 L5 L4 ↑ ↑ R1 L10 ↓ ↑ ↑ L5 ↑ ↑ L4 L5 ↑ ↓ L5 L5 L4 ↑ ↑ ↑ ↑ L10 ↓ ↓

G C G D G C G D G C G D G D G

L5 R1 L10 L10 R6 L10 L5 L5 R1 L10 L10 R6 L10 R1 L5 L5 R1 L10 L10 R6 L10 R1 L5 L5 L3 L4 L5 R1 L5 L7 L5 L5

↑ ↑ ↓ ↑ R6 L10 ↓ R1 ↑ ↓ ↑ ↓ ↑ R6 L10 ↓ ↑ ↑ ↑ ↑ ↓ ↑ ↑ ↓ L4 ↑ ↓ L5 ↑ ↓ L5 ↓ ↓

Book: O'Neill's 1804

Source: O'Neill's 1804

Transcription: Transcription:Bob Safranek, chords:Mike Long

>>

The Inverness gathering

Culloden Day

March

(Scotland)

♩ = 140

The musical score consists of four systems of music. Each system begins with a treble clef, a key signature of one sharp (F#), and a common time signature (C). The tempo is marked as ♩ = 140. Above the staff, chords are indicated as 'A' and 'G'. The music includes various rhythmic patterns, including triplets (marked with a '3'). Below the staff, detailed footwork instructions are provided, using letters L (left foot), R (right foot), and 'a' (heel) with arrows indicating the direction of movement (up ↑, down ↓). The instructions are organized into groups corresponding to the measures of the music.

>>

Book: Kerr's Third p46
 Kerr's Fourth p47
 Source: Kerr's Fourth p47
 Transcription: Transcription, chords:Mike Long

Leslie's march

Jig

(Scotland)

The musical score for 'Leslie's march' is presented in two staves. The first staff contains the first line of music, and the second staff contains the second line. Above each staff, chords are indicated: D, D, A, D, A, D, A, D, A, D, G, A for the first staff, and D, A, D, A, G, Bm, G, Bm, D, A, D, A, D, G, A for the second staff. Below the notes, specific fingerings are indicated with letters (L10, L9, L5, R1a, R6, R7, R1, L8, L9, R3, R1) and arrows (up and down) to show the correct hand and finger placement for each note.

Book: Kerr's Fourth p27

Source: Kerr's Fourth

Discography: Chieftains

Transcription: Transcription, chords:Mike Long

>>

The meeting of the waters

March

♩ = 140

D G D D G A D G D

R6 R7 R6 R6 R6 L5 R1a L10 L10 R1a L10 R6 R7 R6 R7 L10 R6 L10 R1 L10 L5 L5 R2 L10 R6 R7 L5 R7 R6 R6 L10

A D G D D A D

R6 R6 L10 R6 R6 R7 R6 R7 L10 R6 L10 R1 L10 R1 L5 L5 R2 L10 R6 R7 R6 R6 R6 L5 R1a L10 L10 L10 R1a L10

Source: Kevin Briggs, via EF

Nottingham Music Database

Transcription: Transcription:Kevin Briggs?,slight rearrangement, chords:Mike Long

The minstrel boy

March

♩ = 140

G G C G D G Em D Bm

L3 L5 L5 L9 R1 L5 L5 R1 L10 R6 R6 R6 L10 L10 R1 L9 R1 L5 L5 R2 R6 R6 L10 R6 R6 R6 L10 L10 R1a

Em C G G C G D G

L10 R1 R1 L10 L10 L10 R6 R6 L3 L5 L5 L5 L9 R1 L5 L5 R1 L10 R6 R6 R6 L10 L10 R1 L9 R1 L5 L5

Book: O'Neill's 203

Source: My arrangement from various sources

Transcription: Transcription, arrangement, chords: Mike Long

>>

Prince Charlie's welcome to the Isle of Skye

March

(Scotland)

♩ = 140

The image shows a musical score for a march in G major, 2/4 time. It consists of two staves of music. Above the first staff are the chords: G, Am, D, G, C, G, C, G, D, G. Above the second staff are the chords: G, D, G, C, Am, D, G, D, G, C, Am, D, G. Below each staff is a sequence of fret numbers and directional arrows (up/down) for guitar fingering. The first staff has 10 measures of notation, and the second staff has 13 measures, including repeat signs.

Book: Kerr's Third p45

Source: Kerr's Third p45

Transcription: Transcription, chords: Mike Long

>>

The road to the isles

March

(Scotland)

♩ = 140

Chord progression: D G G (D) A D G

Chord progression: D A [1 D] [2 D] D G G (D)

Chord progression: A D G D A [1 D] [2 D]

>>

Source: IrTrad, 22 Sep 1999 ,H. Speck

Transcription: Transcription, chords:Mike Long

Rory of the hills

March

$\text{♩} = 180$

D G D C

D G D C

D G D C D

G D C

D G D C D

>>

Book: O'Neill's 1810

Source: O'Neill's 1810

Transcription: Transcription:Bob Safranek, chords:Mike Long

Scotland the brave

March

(Scotland)

♩ = 140

The musical score is written in G major (one sharp) and 2/4 time. It consists of three staves of music. Above each staff are guitar chords and fretting diagrams. The chords are: G, C, G, D, G, C, G, D, G, D, G, G, Bm, C, D, G, C, G, D, G. The fretting diagrams use letters L (left hand) and R (right hand) with numbers 1-10 and arrows indicating finger placement and direction.

>>

Source: Kevin Briggs, via EF

Transcription: Transcription:?, chords:Mike Long

The siege of Delhi

March

♩ = 140

The musical score consists of five staves of music in G major (one sharp) and 2/4 time. The tempo is marked as ♩ = 140. Each staff contains a melodic line with chords written above and fingerings below. The chords are: A, D, A, E, A, D, A, E, A; A, D, A, E, A, D, A, E, A; A, (D), A, E, A; (D), A, E, A, A, D; A, E, A, D, A, E, A. Fingerings include L5, L9, R1a, L10, L10, L8, L5, L5, L9, R1a, L10, R6, L10, R1a, L5, L9, R1a, L10, L10, L8, L5, L5, L9, R1a, L10, R6, L10, R1a, L5, L9, R3a, R7, R7, R6, L10, R1a, L5, L5, R1a, L8, L9, R1a, R1a, L10, R6, L10, R1a, R3a, R7, R7, R6, L10, R1a, L5, L5, R1a, L10, R1a, L10, R6, L10, L10, L10, L10, R1a, R7, L10, R6, L10, L10, R1a, L5, L5, R1a, R1a, L10, R6, L10, R1a, L5, L9, R1a, R1a, L10, R6, L10, L10, L10, L10, R1a, R7, L10, R6, L10, L10, R1a, L5, L5.

>>

Source: Unattributed Xerox
 Transcription: Transcription, chords: Mike Long

Sweet maid of Glendaruel

March

(Scotland)

♩ = 140

Chord sequence: A E A G A

Rhythmic patterns (Staff 1):
 L10 ↑, L8 ↑, L9 ↓, L10 ↓, L10 R1a ↑, R2 ↓, R1a ↓, R2 R1a ↓, R1a ↓, R1 L10 ↑, L8 ↑, L9 ↓, L10 ↓, L10 R1a ↑, L9 ↓, R1a ↓, L10 R1 ↓, R1 ↓, R1 L5 L5 ↑, ↑, ↑

Rhythmic patterns (Staff 2):
 R7 ↑, R6 L10 ↑, R6 ↑, L10 R1a ↑, R7 ↓, R6 L10 ↑, R1a ↓, R1 R7 ↑, R6 L10 ↑, R6 ↑, L10 R1a ↑, L9 ↓, R1a ↓, L10 R1 ↓, R1 ↓, R1 L5 L5 ↑, ↑, ↑

Source: Richard Robinson's web page/abc file

Transcription: Transcription:Richard Robinson(?), Chords:Mike Long

>>

Amelia's waltz

Waltz

Bob McQuillen 1981

Chord progression: D Bm F#m G D Bm G D Bm F#m G (D) A D A Bm F#m G D A D G D A D

Fingerings and techniques are indicated by letters (L, R) and numbers (1-10) with arrows showing direction.

Source: Various web abc's

Transcription: John Chambers, chords: Mike Long

>>

Ashokan farewell

Waltz

Jay Ungar

♩ = 130

D DM7 G Em D F#m G A D DM7
 G Em D (Bm) A D D (Bm) G D D
 G A D C G D D (Bm) A D

L5 L10 R1a L5 L7 L4 L5 L7 L4 L2 L3 L6 L6 L3 L5 R2 R6 R6 R6 L10 R1a L10 R1a L5 L7 L4
 ↑ R1a ↓ ↓ L9 ↑ ↓ L7 ↓ ↑ ↓ L3 ↑ ↑ ↓ ↑ ↑ L7 ↑ ↑ R6 ↑ ↓ R6 ↑ ↓ R6 ↑ L8 ↓ ↓ L9 ↓ ↓ L9 ↑ ↓ L7 ↑

L5 L7 L4 L2 L3 L6 L6 L3 L5 R2 L5 R1a L10 L7 L5 L5 L7 L3 L10 L8 L9 R1a L8 L7 L4 L7 L4 L3
 ↓ ↑ ↓ L3 ↑ ↑ ↓ ↑ ↑ L7 ↑ ↑ R6 ↑ ↓ L10 ↓ ↑ L5 ↑ ↑ ↑ ↓ ↓ L10 ↓ ↓ L10 ↓ ↓ L10 ↓ ↓ L10 ↓

L2 L2 L6 L5 L7 L3 L7 L5 L9 L10 L9 R1a L8 L7 L3 L6 L3 L7 L5 R2 L7 L4 L7 L3a L7
 ↑ ↓ ↑ ↑ ↓ L4 ↑ ↑ ↑ ↑ ↓ ↓ L10 ↑ ↑ ↑ ↑ ↑ ↑ ↓ ↓ ↓ ↓ ↓

>>

Source: The Waltz Book

Transcription: John Erdman, slight rearrangement, chords: Mike Long

The ass in the graveyard

Waltz

The musical score is written in treble clef, key of D major (two sharps), and 3/4 time. It consists of three systems of music. Each system includes a staff of music with notes and rests, and a line of fingerings below it. Chords are indicated above the staff.

System 1: Chords: D, A/E, G, A, G, D. Fingerings: L5 ↑, L5 ↑, R2 ↑, R1a ↓, L10 ↓, L10 ↓, L10 R6 ↑, L10 ↓, L10 R1 ↓, L5 ↑, R2 ↓, R6 ↑, R6 ↓, L10 R6 ↑, R6 ↓, L10 ↑, R6 ↓, L10 L10 R6 ↓, L10 ↓.

System 2: Chords: 1 A/E, G, A; 2 A, G, D; D, A, D, G. Fingerings: L10 L10 L10 L10 ↓, R1a ↓, L9 ↓, R1a ↓, L5 ↑, R2 ↓, R1a ↓, L10 ↓, L10 L10 R6 ↑, L10 R6 ↓, R7 R6 ↑, R6 ↓, R7 R6 ↓, L10 ↑, R6 ↓, L10 ↑, R6 ↓, L10 L10 R1a ↓, R1 ↓, R3 ↓, R3 ↓, R3 ↓.

System 3: Chords: A, G, D; 1 A/E, G, A; 2 A, G, D. Fingerings: L5 ↑, R2 ↓, R6 ↑, R6 ↓, L10 R6 ↑, L10 ↓, R6 ↑, L10 ↓, R6 L10 ↓, L10 L10 L10 L10 ↓, R1a ↓, L9 ↓, R1a ↓, L5 ↑, R2 ↓, L10 ↓, L10 L10 ↓, L10 L10 ↓, R1a ↓, L10 ↓, R2 ↓, L10 ↓, L10 L10 ↓, L10 L10 ↓, R1a ↓, R1a ↓, L10 ↓.

>>

Source: George Grasso

Transcription: Transcription:George Grasso, chords:Mike Long

Bluemont waltz

Waltz

Rodney Miller

A E F#m D A Bm E A E F#m

L5 L9 ↑ ↓ R1a L10 ↓ ↑ R1a L10 ↓ ↑ L9 L10 L9 ↓ ↓ R1a L10 ↓ ↓ L5 L7 L7 L7 ↑ ↑ ↑ L5a ↑ L4 ↓ L3 L4 L7 ↑ ↓ ↑ L3 L4 R1a L5 ↓ ↓ L9 ↓ ↓ L1 R1 ↑ L5 ↑ L9 ↓ L10 ↓ R1a L10 ↓ ↓ L9 L10 L9 ↓ ↓ R1a L10 ↓ ↓ L5 L7 L7 ↑ ↑ ↑ L5a ↓

D E A D E A (F#m) D E

L7 L4 ↓ ↑ L3 L4 L7 ↓ ↑ ↑ L3 L4 R1a L5 ↓ ↓ L9 ↓ ↓ L5 L7 L7 L7 ↑ ↑ ↑ L5a ↑ L4 ↓ L3 L4 L7 ↑ ↓ ↑ L3 L4 R1a L5 ↓ ↓ L9 ↓ ↓ L10 R6 L10 L10 R6 L10 ↓ ↑ ↑ L10 R1a ↓ R1a L10 ↓ ↓ L1 R1a L9 ↓ L5 ↓ R1 L5 ↑ ↑ ↑ R2 ↓

A (F#m) Bm E A F#m D E 1 A 2 A

R1a ↓ R1a ↓ L9 ↓ L5 ↑ R1 L9 ↓ ↓ R1a L9 L5 ↓ ↑ L7 L4 L5 L5 ↓ ↓ ↑ L4 L7 L5 L4 ↑ ↑ ↓ L3 L4 L7 ↑ ↓ ↑ L3 L4 R1a ↓ ↓ L9 L5 ↑ L5 ↓ R1a L10 ↓ ↓ L10 L8 ↓ ↓ ↑ L5 L5 ↑ ↑

Book: The Waltz Book

Source: The Waltz Book

Transcription: Transcription:Mike Long, chords:Bill Matthiesen

>>

Carolynn's waltz

Waltz

D Bm G A D A

AM7 D Bm Em A D Bm

G A D A D G A D

D G D A D Em A G A D

Bm G D A AM7 D G

D A D Em A G A D Bm

1 G D G A 2 Fin G Em A D

The musical score is written in treble clef with a key signature of two sharps (F# and C#) and a 3/4 time signature. It consists of seven systems of music, each with a guitar tablature line below the staff. The tablature uses numbers 1-10 for frets and letters L (left hand) and R (right hand) for specific techniques. Chord diagrams are placed above the staff at the beginning of each system. The piece concludes with two endings: the first ending leads back to the beginning, and the second ending is a final cadence.

>>

Source: Xerox of uncertain origin

Transcription: Transcription, chords:Mike Long

>>

Charlie Lennon's

Mazurka
Mazurka

(Ireland)

Chords: G C D G G C D G

Fingerings for first staff:
 L3 L5 ↑ ↓ R1 L5 L5 R1 ↓ L10 L8 R1 ↓ L9 L10 L10 ↑ R1 L9 R6 L3 L5 ↑ ↓ R1 L5 L5 R1 ↓ L10 L8 R1 ↓ L9 L5 L7 L5 L5 ↓

Chords: C G C D G C G C D G

Fingerings for second staff:
 R6 ↓ R6 ↑ L10 L10 L10 ↓ L10 L8 ↓ L10 R1 ↑ L9 L9 ↑ L9 L9 ↑ L10 L10 L10 ↓ L10 L8 ↓ L10 R1 ↑ L9 L5 L7 L5 L5 ↓

Book: Irish Traditional Music Session Tunes 2 p22
 Source: Irish Traditional Music Session Tunes 2 p22
 Transcription: Transcription, chords:Mike Long

>>

The Coneflower waltz

Waltz

Kim Fulton-Bennett (USA)

Chords: G C G G Am C D

Chords: G C G G Em Em D Em Em

Chords: G Em G Am C Am D

Chords: G Em C G Am G C D G

>>

Source: Kim Fulton-Bennett

Transcription: Transcription, chords: Mike Long

Crested hens Cockscomb bourree

Bourree

Gilles Chabenat (Brittany)

The musical score is written for guitar in 3/4 time. The first staff begins in the key of D major (two sharps) and changes to the key of C major (one sharp) after the second measure. The second staff continues in the key of C major. The piece consists of two systems of music, each with a first and second ending. The first system has four measures with chords Em, Bm, Em, and Bm. The second system has seven measures with chords Em, Am, C, B, Em, Am, and C, followed by a Bm chord in the final measure. Fretting instructions are provided below the notes, indicating fingerings for both hands and directions for string bends or slides.

Source: Solas, IrTrad
 Discography: Solas
 Transcription: Brian Duffy

>>

Crossing to Ireland

Waltz

(Scotland)

The musical score consists of five systems of music. Each system includes a treble clef, a key signature of one sharp (F#), and a 3/4 time signature. The melody is written on a single staff, and the guitar fingering is indicated by numbers 1-4 for the left hand and R1-R7 for the right hand. Chords are indicated above the staff. The systems are as follows:

- System 1:** Chords: Em, D. Fingering: L4 L7, L5 L4, L4, L2 L4, L4, L1 L4, L4, R1, L5 L5, L7 L3, L3, L6 L3, L3, L7 L3, L3, L5, L5 L7.
- System 2:** Chords: Em, G, Bm, D, Em. Fingering: L5 L4, L4, L2 L4, L4, L1 L4, L4, R1, L5 L7, L5, L5 L5 L9, R1a, L10, L9 R1, L5, L5 L7, L4.
- System 3:** Chords: Em, D, Em. Fingering: L10, R6, L10 L10, R1, L10, L8 L4, L4, L4, R7, R6 L10, L8 L10, L7 L3, L3, L3, L10, R6, L10 L10, R1, L10, L8 L4, R6.
- System 4:** Chords: Bm, G, Bm, D, Em, Em, D. Fingering: R6, L10, L8 L5, L9, R1a, L10, L9, L5 L5 L7, L4, R7, R6, L10, R1, L10, L4 L5, R1, L10, R6, R7, R6, L10.
- System 5:** Chords: Bm, Em, B/F#, G, D, G, Bm, D, Em. Fingering: L8, L10, L3, L5, R2, L10, R6, R6, R6, R6, L10, R1a, L10, L10, L5 L5, L5 L5, L9, R1a, L10, L9, L5 L5, L4.

>>

Book: The Waltz Book

Fraser's "Airs and Melodies..." n95

Source: Fraser's "Airs and Melodies..." n95

Transcription: Transcription, minor arr., chords: Mike Long

Duncan's waltz

Waltz

C G C G C F C G C G C

L5 L9 L9 L10 L5 L5 R1 L4 L3 L5 L5 L4 L5 L9 L5 L5 L4 L4 L5 R2 L10 L10 L9 L9 L10 L5 L5 R1 L4

G C F G C G C G C F C F

L3 L5 L5 L4 L5 L9 L10 L10 L10 R1 L9 L9 L10 R6 L10 L9 R7 L10 R6 L10 L9 R2

G C G C G C F G C

L10 L10 L9 L9 L10 L9 L5 L5 R1 L4 L3 L5 L5 L4 L5 L9 L10 R3 L10 L10 L8 R1 L9

>>

Source: Nottingham Music Database

Transcription: Transcription:Mick Peat?, chords:Mike Long

Gentle maiden

Waltz

(Ireland)

Chords: G D Bm C G Am C D G D Bm

Chords: C G D G G Em C D G Am

Chords: C D G D Bm C G D G

Fingering instructions (L/R for left/right hand, numbers 1-5 for fingers, arrows for direction):

Staff 1: L3 ↑, L5 ↓, L5 ↑, L5 ↓, L7 ↓, L4 ↑, L3 ↓, L10 ↓, L10 ↑, R6 ↓, L10 ↓, L9 ↑, R1 ↓, L5 ↑, L5 ↓, L4 ↓, R1 ↓, L5 ↓, L7 ↑, L4 ↓, L3 ↑, L5 ↓, L5 ↑, L5 ↓, L7 ↑, L4 ↓, L3 ↓, L10 ↓

Staff 2: L10 ↑, R6 ↓, L10 ↓, L9 ↑, R1 ↓, L5 ↑, L5 ↓, L5 ↓, L5 ↓, R1 ↑, L9 ↓, L10 ↓, L10 ↑, R6 ↓, R6 ↓, R7 ↑, R6 ↓, R6 ↓, R7 ↑, R6 ↓, R6 ↓, R6 ↓, L10 ↑, L9 ↓, L10 ↓, L9 ↑, R1 ↓, L5 ↑, L5 ↓

Staff 3: L4 ↓, R1 ↓, L5 ↑, L7 ↑, L4 ↓, L3 ↑, L5 ↓, L5 ↑, L5 ↓, L7 ↑, L4 ↓, L3 ↑, L10 ↓, L10 ↑, R6 ↓, R6 ↓, L10 ↓, L9 ↑, R1 ↓, L5 ↑, L5 ↓, L5 ↓, L5 ↓

>>

Book: O'Neill's 282

Source: Richard Darsie's web page

Transcription: Transcription, chords: Mike Long

Irish waltz

Waltz

The musical score for 'Irish waltz' is written in 3/4 time and the key of D major. It consists of two staves of music. The first staff contains the first eight measures, and the second staff contains the remaining eight measures. Fingerings are indicated by numbers 1-5 above or below notes, and directions (up/down arrows) are shown below the notes. Chords are indicated above the staff.

Staff 1:

- Measures 1-2: Am
- Measures 3-4: G
- Measures 5-6: D
- Measures 7-8: Am
- Measures 9-10: G
- Measures 11-12: Am

Staff 2:

- Measures 13-14: Am
- Measures 15-16: C
- Measures 17-18: C
- Measures 19-20: G
- Measures 21-22: Am
- Measures 23-24: C
- Measures 25-26: G
- Measures 27-28: Am

Source: Various Web ABCs

Transcription: Transcription:??, chords:Mike Long

>>

Just as the sun was setting

Waltz

John Kirkpatrick

The musical score is presented in three systems, each with a treble clef and a 3/4 time signature. Chords are written above the notes, and fingerings are indicated by numbers 1-5 with arrows showing the direction of the stroke.

System 1: Chords: Am, G, Em, Am, G, (Am), Em, Am, G. Fingerings: L4 ↓, L5 ↑, R1 ↑, L8 ↑, L10 ↑, R7 ↑, R6 ↓, R6 ↓, L10 ↑, L10 ↓, L9 ↑, R1 ↑, L5 ↑, R1 ↑, L5 ↑, L5 ↑, R1 ↑, L5 ↑, L4 ↓, L4 ↓, L5 ↓, L5 ↑, R1 ↑, L8 ↑, L10 ↑, R7 ↑, R6 ↓, R6 ↓.

System 2: Chords: Em, Am, G, Am, Am, E, G, D, F. Fingerings: L10 ↑, L10 ↓, L9 ↑, R1 ↑, L5 ↑, R2 ↓, L10 ↓, L10 ↓, L8 ↑, L5 ↓, L8 ↑, L10 ↑, R7 ↑, R7 ↓, R7 ↑, R3a ↓, L10 ↑, R6 ↑, R6 ↓, R7 ↑, R6 ↓, R6 ↑, L10 ↓, L10 ↑, R3 ↓, R6 ↓, R3 ↑.

System 3: Chords: Am, C, G, Am, G, Em, Am, Em, Am. Fingerings: L10 ↑, L10 ↓, R1 ↑, L9 ↑, L10 ↓, L9 ↑, R1 ↑, L5 ↑, L5 ↑, L5 ↑, R1 ↑, L8 ↑, L10 ↑, R7 ↑, R6 ↓, R7 ↑, R6 ↓, L10 ↑, L10 ↓, L9 ↑, R1 ↑, L5 ↑, R2 ↓, L10 ↓, L10 ↑, L8 ↑, L5 ↓, L5 ↑.

>>

Source: SF Fiddlers handout

Transcription: Orig Transcr. by Tom Ross

Transcription, minor formatting, chords: Mike Long

Margaret's waltz

Waltz

Pat Shuldham Shaw (Shetland Islands)

Arr.1

A D E A (F#m) E A A

L5 L7 L4 L7 L5 L9 R1a R1a L9 L5 L5 R1 L7 L4 L7 L5 L9 R1a L10 L8 R1a L5 R1a L10 L10 R3a

D E A F#m D A E

R7 R3a R7 R6 L10 R6 L10 L8 R1a L5 L5 L9 R1a L10 L10 R1a L5 R6 L10 R1a R1a L10 L9 R1a L10

A D E A (F#m) E A

L10 L8 L5 L5 R7 L5 L5 L5 R2 L5 L5 L5 R1 L5 L7 L4 L7 L5 L9 R1a L10 L8 R1a L9 L5

Arr. 2

A D E A (F#m) E A A

L5 L7 L4 L7 L5 L9 R1a R1a L9 L5 L5 R1 L7 L4 L7 L5 L9 R1a L10 L8 R1a L5 R1a L10 L10 L8 L5 L5

D E A F#m D A E

R7 L5 L5 L5 R6 L10 L8 L5 R2 L5 R1a L5 L5 L9 R1a L10 L10 R1a L5 R6 L10 L8 R1a L10 R1 L9 R1a L10

A D E A (F#m) E A

L10 L8 L5 L5 R7 L5 L5 L5 R2 L5 L5 L5 R1 R1 L7 L4 L7 L5 L9 R1a L10 L8 R1a L9 L5

Source: Richard Robinson

Transcription: Transcription:Richard Robinson(?),arr, Chords:Mike Long

Midnight on the water

Waltz

(USA)

D D G D D G D D A D

L3 L4 L7 L5 L5 L7 L5 L5 L7 L5 L5 R1 L5 L7 L3 L4 L7 L10 R1 L5 L7 L4 L3 L4 L7 L7 L4 L7 L3

↑ ↓ ↑ ↑ ↑ ↑ ↑ ↑ ↑ ↑ ↑ ↑ ↑ ↑ ↑ ↓ ↑ ↓ ↑ ↑ ↑ ↓ ↓ ↓ ↑ ↑ ↓ ↓ L4 ↑

D Em Bm

L5 R1a L10 L10 R1a L10 L9 L5 L9 R1a L10 R1 L5 L7 L3 L10 L10 L10 R6 L10 L10 L10 R6 R7 R6 L10 L10 L9 L5 L9 R1a

↑ L9 ↓ ↑ L10 ↓ R1a ↑ ↓ ↓ ↓ ↑ ↑ ↑ ↑ ↓ ↑ ↓ L10 ↑ ↓ ↑ ↑ ↑ ↑ ↑ ↓ R1a ↑ ↓ ↓

G D G D G D D A D

L10 L10 R1a L10 R1a L9 L5 R1 L5 L7 L3 L6 L3 L4 L7 L10 R1 L5 L7 L4 L3 L4 L7 L7 L4 L7 L4 L3

↓ ↑ L10 ↓ ↓ ↑ ↑ ↑ ↑ ↑ ↑ ↑ ↓ ↑ ↓ ↑ ↑ ↑ ↓ ↓ ↓ ↑ ↑ ↓ ↓ ↓ ↑

>>

Source: Richard Darsie's web page

Transcription: Transcription, chords: Mike Long

Mist covered mountains

Waltz

(Scotland)

Am G Em C G Am G Am G Am

L5 L5 R2 L10 L10 R1 L5 L5 R1 L5 R1 L5 L5 L4 R1 L10 L10 R6 L9 L5 L5 L5 R1 L10 R1 L5 L5
↑ ↑ ↓ ↓ L10 ↑ L10 ↓ ↓ L5 ↑ ↑ ↑ ↑ ↓

Am G Em Am C G Em Am G Am

R2 L10 L10 R6 L10 R1 L5 L5 R2 L10 L10 L10 L9 L5 L9 L10 L10 L9 L5 L5 L5 R1 L10 R1 L5 L5
↓ ↑ ↓ ↓ L10 ↑ L10 ↓ ↓ ↓ ↓ ↑ ↑ ↓

Source: Richard Darsie's web page
Transcription: Transcription, chords:Mike Long



The pretty maid milking her cow

Waltz

(Ireland)

The musical score is presented in three systems, each with a treble clef and a 3/4 time signature. Above the notes, chords are indicated: C, G, F, G, C, G, F, C, G in the first system; F, G, Am, Em, Am, C, G, C in the second; and F, C, G, F, G, Am, Em, Am in the third. Below the notes, fingerings are indicated with letters L (left hand) and R (right hand) and numbers 1-5, with arrows showing the direction of the stroke (up for ↑, down for ↓). The score includes repeat signs at the end of the second and third systems.

>>

Book: O'Neill's 102 1st & 2nd settings

Source: O'Neill's

Transcription: Transcription, arrangement, chords: Mike Long

Pull down the blind

Waltz

The musical score is written in treble clef, key of D major (two sharps), and 3/4 time. It consists of three staves of music. Above the notes, chords are indicated: D, A, G, A, D, A, D, D, A, G, D, G, A, D. Below the notes, fingerings are indicated with letters (L, R) and numbers (1-5) and arrows (↑, ↓) showing the direction of the finger movement.

Staff 1: Chords D, A, G, A, D. Fingerings include L7, L3, L7, L5, L5, R1, L5, L10, R6, R7, R7, R6, L10, R6, L10, R1, L5, L7, L3, L7, L5, L5, R1, L5, L10, R6, R7.

Staff 2: Chords A, D, D, A, G, D, G. Fingerings include R7, R6, R6, L10, L9, R1a, L10, R6, L10, L10, L8, R6, R6, R6, L10, L10, L10, L10, R1a, L9, L5, L7, L5, R1, R1, L9.

Staff 3: Chords A, G, D, D, A, G, D, G, A, D. Fingerings include R1a, R1a, L10, L9, L5, L7, L5, R6, R6, R6, L10, L10, L10, L9, L5, L7, L5, R1, L9, R1a, R1a, L5, L9, R1a, L10.

>>

Book: Roche 3 p50

Source: Roche 3 p50

Transcription: Transcription, minor arr., chords:Mike Long

Relativity

Waltz

The image shows two systems of musical notation for the piece 'Relativity'. Each system consists of a treble clef staff with a 3/4 time signature. Above the staff, chords are indicated: Am, G, F, C, Am, Em, F, G, Am. Below the staff, fingerings are indicated with letters L (left hand) and R (right hand) and numbers 1-5, with arrows pointing up or down to the notes. The first system includes a first and second ending for the F chord. The second system follows a similar pattern with chords Am, G, F, Em, Am, G, F, C, Am, Em, and a first and second ending for the F chord.

Source: PubScouts

Transcription: Transcription:PubScouts(?), chords:Mike Long

>>

Road to Dundee

Waltz

G C G C G C D G

L10 L10 L9 R1 R1 L5 L3 L5 L7 L4 L3 L5 R1 L9 L10 L10 L10 L5 L5 L5 L7 L5 L5 R2 L10 L9 R1 L5 L3

C G C G D G D G D G

L5 L7 L4 L3 L5 R1 L9 L10 L10 L10 L5 L9 L5 L7 L5 L3 L5 L3 R1 L3 L9 L5 L7 L3 L4 L7 L5 R1 L10

D D G C G D G

L10 R1 L5 L5 L5 L5 L3 L5 L9 L5 L3 R1 L10 L10 L8 L9 L10 L10 L10 R1 L5 L9 L5 L7 L5

>>

Transcription: Transcription:Kevin Briggs??, chords:Mike Long

Sir John Fenwick's the flower among them all

Air/Waltz

The musical score is presented in four systems, each with a treble clef and a key signature of one sharp (F#). The time signature is 3/4. The first system contains four measures with chords G, Am, C, and D. The second system contains five measures with chords G, C, G, Am, and D. The third system contains three measures with chords G, Am, and D. The fourth system contains five measures with chords G, C, G, Am, and D. Each system includes a melody line with fingerings and a set of guitar fretboard diagrams below it, with letters (L, R) and numbers (1-10) indicating finger positions and arrows indicating up and down strokes.

>>

Source: Northumbrian Minstrelsy

Transcription: Transcription:??, chords:Mike Long

Sonny Brogan's mazurka

Mazurka

The image shows a musical score for 'Sonny Brogan's mazurka' in 3/4 time, key of D major. It consists of two staves of music. Above the first staff are chords: D, G, D A D, D, G A D. Above the second staff are chords: D, A, D, A G A, D, A, D A D. Below the notes are detailed fingering instructions using letters L (left hand), R (right hand), and numbers 1-10, with arrows indicating up and down strokes.

Book: Irish Traditional Music Session Tunes
 Source: Irish Traditional Music Session Tunes
 Discography: Bobby Gardiner: His Master's Choice
 Stockton's Wing
 Transcription: Transcription, chords:Mike Long

>>

Tommy Bhetty's waltz

Waltz

(Ireland)

The musical score is written in treble clef, 3/4 time, with a key signature of one sharp (F#). It consists of four systems of music, each with a melodic line and a corresponding guitar chord and fingering line below it. The chords are G, C, G, D, and C. The fingerings are indicated by numbers 1-5 and letters L (left hand) and R (right hand), with arrows showing the direction of the stroke (up or down). The score includes repeat signs and first/second endings.

System 1: G C G D C

System 2: G C G D G D | 1 G | 2 G

System 3: D C G D C

System 4: G C G D G D | 1 G | 2 G

>>

Source: A compilation from various sources

Discography: Altan: The Red Crow

Transcription: id:hn-waltz-5

Transcription:???, arrangement:Altan?, chords:Mike Long

Waltz of the toys

Waltz

Michel Faubert (France?)

The musical score is presented in four systems, each with a treble clef and a key signature of one sharp (F#). The time signature is 3/4. The first system contains two measures with chords D and A. The second system contains two measures with chords D, A, and G, followed by a first ending (1) with chord D and a second ending (2). The third system contains two measures with chords Bm/D, G, A, D, Bm, Em, A, and D. The fourth system contains two measures with chords Bm, Em, A, F#m, G, D, A, followed by a first ending (1) with chord D and a second ending (2). Below each system, guitar tablature is provided, using letters R (right hand) and L (left hand) with numbers 1-10 to indicate frets. Arrows indicate the direction of the stroke: up for the right hand and down for the left hand.

>>

Source: Henrik Norbeck

Transcription: Transcription:Henrik Norbeck(?), chords:Mike Long

Westphalia waltz

Waltz

The musical score for 'Westphalia waltz' is presented in four systems, each with a treble clef and a key signature of one sharp (F#). The time signature is 3/4. The score includes fiddle techniques (L for left hand, R for right hand) and chords (G, D, C) indicated above the staff. The first system starts with a G chord and includes techniques like L3 L4 L7, L5 L5, R1 L10 L10, L10 L3 L4 L7, L5 L5, R1 L9, L5 L5 R1, L5 L5, L7 L5, L9 R6. The second system has two endings, both with a G chord, and includes techniques like R6 R6 R6, L10 L10, R1a L10, L10 R1a L9, R1 R1 L9, R1 L3 L4 L7, L10 L7 L5, L5 L5, L5 R1 L10. The third system includes chords G, (D), (C), G, D, (C) and techniques like R6, R6, L10 R6 R6, L9, R1 L5 L5, R1 L5 L5, L9, R1 L9 L10, L9, L10. The fourth system has two endings, both with a G chord, and includes techniques like L10, L10 R6 R6, R6 L10 L10, R1a L10, L10 R1a L9, R1 R1 L9, R1 L10, L10 L7 L5, L5 L5.

>>

Book: The Waltz Book
 The Fiddler's Fakebook
 Source: The Fiddler's Fakebook
 Transcription: Transcription, chords:Mike Long

Wind on the heath

Waltz

Alec Sim (Scotland)

D G D A D

L5 L3 L4 L3 L7 L5 L5 R1 L5 L7 L3 L5 R2 L7 L10 L4 L7 L7 L3a L6 L3 L4 L3 L7 L5 L5 R1 L5 L7 L3

D A D D G A

L7 L10 L4 L10 L10 L7 L3 L5 R2 L10 R6 R6 R7 R6 R6 L10 L9 R1a R1a L10 L10 L10 R1a L5

D G A D D

R2 L10 R6 R6 R7 R6 R6 L10 L9 R1a L9 R1a L10 L10 L10 L8 L10 L10 R6 R6 R7 R6 R6 L10

G A D A Bm D G A D

L9 R1a R1a L10 L10 R1a L8 L10 L10 R1a R1a L9 R7 R6 L10 L9 R1a L9 R1a L10 L10 L7 L3

>>

Source: Nottingham Music Database

Transcription: Transcription:?, chords:Mike Long

Farewell to whiskey

Air

Niel Gow (Scotland)

Chords: G Am C G Bm C G C D G D G

Chords: G C D G C G C G C D G D G

Book: Kennedy (has "Ladies' Triumph" as alternate title)

Gibbon's Collection of Scots tunes

O'Neill's 1825

Source: My arrangement from various sources

Discography: Marie Fielding on Fiddlers Five CD 8

Transcription: Transcription, arrangement, chords:Mike Long

>>

Galen's arrival

Reel

Alasdair Fraser (Scotland)

Chords: G Am C G Am D C D G

Fingerings: L3 L5 L5 R1 L5 R1 L5 R2 R1 L9 R1 L9 L5 R2 L9 R1 L10 L10 L10 L9 L5 L5 L7 L5 L5 L7 L5 L5 R1 L10 R6 R6 R6 R6 R7 R7 R6 R6 R6 L10 L10 R1 L9 L9 R1 L10 L9 R1 L5 L5 L7 L5

Chords: Am C G D G D G G Bm

Fingerings: L9 R1 L9 L5 R2 L9 R1 L10 L10 L10 L5 L7 L5 L5 L7 L5 L5 R1 L10 R6 R6 R6 R6 R7 R7 R6 R6 R6 L10 L10 R1 L9 L9 R1 L10 L9 R1 L5 L5 L7 L5

Chords: C G D G Bm C G D G

Fingerings: L9 L9 R1 L10 L9 R1 L10 L10 R6 R6 R6 R6 R6 R6 R6 R7 R6 R6 R6 L10 L10 R1 L9 L9 R1 L10 L9 R1 L5 L5 L7 L5

>>

Book: ?

Source: Xerox of uncertain origin

Transcription: Transcription, chords: Mike Long

Give me your hand

Air

Rory Dall  Cath  in

$\text{♩} = 180$



C G C G C G Bm Em Am Em Am C

C G C G C G D G C G Bm Em

Am Em Am C G C D G

D C G Bm Am/D G F C G (Bm) D G

Book: O'Neill's 406

Source: Appears in O'Neill's Music of Ireland as #406

O'Neill's 406

Discography: The Chieftains 5- apparently slightly different...

Transcription: Transcription, chords: Mike Long

>>

The hills of Lorne

Air

Charlie Hunter (Scotland)

The image shows a musical score for the piece 'The hills of Lorne' by Charlie Hunter. It consists of two staves of music in the key of D major (two sharps) and 4/4 time. The first staff contains the first line of music, and the second staff contains the second line. Above each staff, guitar chords are indicated: D, (A), D, G, D, A, D, (A), D, G, A, D for the first staff; and D, G, D, (A), D, A, D, (A), G, D, A, D for the second staff. Below the notes, fretting diagrams are provided, using letters L (left hand) and R (right hand) with numbers 1-10 to indicate finger positions and arrows to show the direction of movement.

Source: Richard Darsie's web page

Transcription: Transcription, chords: Mike Long

>>

Mo Ghile Mear

Air

Play AABA

D G D A D A D D A D Fin

L5 L5 L5 R1 L10 R6 R6 R6 R6 L10 L10 L5 R2 R1a L9 L5 R2 L10 R6 R7 R7 R7 L10 L10 L10
 ↑ ↑ ↑ ↑ ↓ ↑ ↑ ↓ ↑ ↑ ↑ ↓ ↑ ↑ ↑ ↓ ↑ ↑ ↓ ↑ ↓ ↑ ↑ ↓ ↓ ↓ ↓ ↓ ↓ ↓ ↓ ↓ ↓ ↓ ↓

D A D A G A

R6 R7 R7 R6 L10 L10 L10 L10 R6 R7 R7 R6 L10 L10 L10 R6 R7 R7 R6 L10 L10 L10 L10 R6 R6 R6 L10 L10 R1 L5
 ↑ ↑ ↑ ↑ ↑ ↓ ↓ ↓ ↑ ↑ ↑ ↑ ↑ ↑ ↓

Book: Whistle and Sing

Traditional Irish Bagpipe

Source: Xerox of uncertain origin

Transcription: Transcription, chords: Mike Long

>>

The Mourne shore

Air

(Ireland)

♩ = 140

F C F B♭ B♭ C Dm C F C F B♭ B♭ C F

L4 L5 L4 L5 L4 L5 L9 L10 L9 L10 L5 L5 L4 L3 L3 L4 L5 L4 L5 L4 L5 L9 L10 L9 L10 L5 L5 L4 L4

↑ ↓ ↑ ↓ ↑ ↓ ↑ ↓ ↑ ↓ ↑ ↓ ↑ ↓ ↑ ↓ ↑ ↓ ↑ ↓ ↑ ↓ ↑ ↓ ↑ ↓ ↑ ↓ ↑ ↓ ↑ ↓ ↑ ↓

Dm C Am Dm C B♭ F C F B♭ B♭ C F

R1 R3 L10 L10 R3 L10 L9 L5 L5 L9 L10 L9 L9 L10 R6 R3 L4 L5 L5 L4 L5 L4 L5 L9 L10 L9 L10 L5 L5 L4 L4

↓ ↑ ↑ ↓ ↑ ↓ ↑ ↓ ↑ ↓ ↑ ↓ ↑ ↓ ↑ ↓ ↑ ↓ ↑ ↓ ↑ ↓ ↑ ↓ ↑ ↓ ↑ ↓ ↑ ↓ ↑ ↓ ↑ ↓

Book: O'Neill's 49

Source: O'Neill's 49

Transcription: Transcription:Norbert Paap, chords:Mike Long

>>

Mrs Hamilton of the Pitcaithlands

Air
Air

Nathaniel Gow

♩ = 120

A D A D E A D A D E A

A D E A D E A

A D E A D A D E A

A D E A

D E A A

D E A D A D E A

>>

Source: Xerox of uncertain origin

Transcription: Transcription, chords: Mike Long

The night before larry was stretched

Song/Slip Jig

(Ireland)

The musical score consists of two staves of music in 9/8 time, with a key signature of one flat (Bb). The first staff begins with a Gm chord and is followed by four measures with chords Gm, F, Gm, and F. The second staff continues with chords Bb, Bb, F, Bb, Eb, F, Bb, D, and Gm. Fingerings are indicated by numbers 1-5 and letters L (left hand) and R (right hand) with arrows showing the direction of the finger movement.

Book: O'Neill's 39

Source: O'Neill's 39

Transcription: Transcription:Norbert Paap, chords:Mike Long

>>

The southern breeze

The south wind

Air

(Ireland)

$\text{♩} = 180$

A E A D A A

L10 R1a L9 L5 R1a L10 R1a L9 R1 R1 L10 R1a L9 L5 L7 L4 L7 L5 L5 L5 R2 R1a L9 L5 R1a L10 R1a

E A D A A

R1 L4 L7 L5a L8 L9 R1a L9 L5 L7 L4 L7 L5 L5 L8 L10 R7 R7 R7 R3a R6 L10 L10 L10 L10

E A D A A E A

R1a L9 L5 R1a L10 R1a L9 R1 R1 L10 R7 R7 R7 R3a R6 L10 R1a R6 L10 L10 R1a L9 L5 R2 R1 L5 L5 L5

>>

Book: Session tunes 1

O'Neill's 510

Source: O'Neill's 510

Discography: Joemy Wilson, "Celtic Dreams"

Joanie Madden, "Song of the Irish Whistle"

Transcription: Transcription: Dave Wooldridge, chords: Mike Long

Untitled Air

Air

Em G D Em Am C D

R1 L4 L5 L7 L3 L4 L3 L4 L5 L5 R1 L5 L5 L5 R1 L10 R1 L9 R1 L5 L5 L4 L4 L3 R1

Em G D Em Am C Em

L4 L5 L7 L3 L4 L3 L4 L5 L5 R1 L5 L5 L5 R1 L10 R1 L9 R1 L5 L5 L4 L4 L3 L4

Em G D Em G Am D

R1 L10 R6 L10 L10 R6 L10 L10 L9 R1a L10 L10 R1 L10 R1 L5 L5 L4 L7 L3 R1

>>

Em G D Em Am C Em

L4 L5 L7 L3 L4 L3 L4 L5 L5 R1 L5 L5 L5 R1 L10 R1 L9 R1 L5 L5 L4 L4 L3 L4

Source: Richard Darsie's web page

Transcription: Transcription, chords: Mike Long

When you meet a pretty girl

Fy gar rub her o'er wi' straw

Air/Song

(Ireland)

The musical score is written in G minor (one flat) and common time. It consists of two staves of music. The first staff begins with a Gm chord and ends with a repeat sign. The second staff continues the melody and concludes with a final cadence. Chords are indicated above the notes, and fingerings are indicated by numbers 1-5 with arrows showing the direction of finger movement.

Chords: Gm, F, Gm, Gm, F, Gm, Bb, F, Bb, Eb, Bb, F, Gm, Gm, F, Gm

Fingerings: L8, L5a, L8, L5, R2, L9, L5a, L5, L4, L5a, L8, L9, R6, L10, L9, L5a, L5, R6, R3, L10, L9, L8, L5a, L10, L5, L8, L5a, L10, L5, L9, L8, L4, R3, L10, L10, R3, R6, R3, L10, R6, R3a, R3, L10, L10, L9, L5a, L8, L5a, L10, L5, L4, L5a, L8, L9, L10, R6, L10, L9, L5a, L5

Book: Riley's Flute Melodies 2 p54

Musical Museum n16

Aird's Airs and Melodies vol 2 -4 part (?)

O'Neill's 146

Source: My arrangement from various sources

Transcription: Transcription, arrangement, chords:Mike Long

>>

The job of journey work

Set Dance

(Ireland)

The musical score consists of four staves of music in the key of D major (one sharp) and 4/4 time. Each staff includes a treble clef, a key signature of one sharp, and a common time signature. Above the notes, chords are indicated by letters: D, G, C, A, and D. Below the notes, footwork notation is provided, consisting of letters (L, R, L10, R1a, L5, L7, L3, L4, L7, L5, R1, R6, R7, R10) and arrows (↑, ↓) indicating the direction of the foot movements. The notation is as follows:

Staff 1: Chords D G C A D G A D A. Footwork: R6 L10 ↑ ↑, L10 ↓ R1a ↓, L5 L5 ↓, L7 L5 L5 R1 ↑ ↑ ↑ ↑, L9 L5 R1 L5 L5 R6 L10 ↑ ↑ ↑ ↓ ↑ ↑ ↑, L10 R1a ↓ L5 ↑, R1 L5 L5 L7 ↑ ↓ ↑ ↑ ↑, L5 R1 L5 L7 L3 L4 L7 L5 ↓ ↑ ↑ ↑ ↑ ↓ ↓ ↓ ↓, L5 R1 L5 L7 L5 L7 L4 L7 ↑ ↑ ↑ ↑ ↓ ↓ ↓ ↑.

Staff 2: Chords D D A D D G D A D G. Footwork: L3 L3 L7 L5 ↑ ↑ ↓, L5 R2 R1a L10 ↑ ↓ ↓, L10 R6 ↓ L10 L10 ↓ ↓ ↓, L10 ↓ L10 ↑, R6 L10 ↑ R6 ↓, R6 R6 R6 ↑ ↑ ↑, L10 L5 ↓ R1a L5 ↑, L5 R2 ↑ L10 ↑, R6 L10 ↑ R6 ↓, R6 R6 R6 ↑ ↑ L10 ↑ ↑.

Staff 3: Chords D A D G D D G C A. Footwork: L10 ↓ R1a L5 ↑, R6 R6 ↑ ↓, R7 R6 R6 R7 R6 R6 L10 ↑ ↓ ↑ ↑ ↓ ↑ ↑ R6 ↑, L10 ↓ R1a L10 ↑, R1a ↓, L10 L5 L7 L5 L5 R1 ↓ ↓ ↓ ↓ ↑ ↑ ↑, L9 L5 R1 L5 L5 R6 L10 ↑ ↑ ↑ ↓ ↑ ↑ ↑.

Staff 4: Chords D G A D A D D A D. Footwork: L10 ↓ R1a L5 ↑, R1 L5 L5 L7 ↑ ↑ ↑ ↑, L5 R1 L5 L7 L3 L4 L7 L5 ↓ ↓ ↓ ↓ ↓ ↓ ↓ ↓ ↓, L5 R1 L5 L7 L5 L7 L4 L7 ↑ ↑ ↑ ↑ ↓ ↓ ↓ ↑, L3 L3 L4 L7 L5 ↑ ↓ ↓ ↓ ↓ ↓, L5 R2 R1a L10 ↑ ↑ ↓ L10 R6 ↓ ↓ ↓ L10 ↓ ↓ ↓.

>>

Book: Roche 2 n271

O'Neill's 1792

Source: O'Neill's 1792

Transcription: Transcription:Robert Thorpe, minor arr., chords:Mike Long

Poll Ha'penny

Long Dance

(Ireland)

A G A G A D A D A

R6 L10 R1a L5 R1 L5 L5 L4 R1 R1a L5 L4 L5 R1a L10 R1a L10 L5 L5 L5 L5 L5 L5 L5 R2 L10 R6 R6 L10 L10 L10

A G A D A G

R1a L10 R6 R6 R7 R7 R6 L10 R1a R2 R1a L5 L5 L5 L5 R2 L10 R6 R6 R6 R7 R6 R6 L10 R6 R6 R6 R7 R6 L10

A D A A G A G A

L10 R7 R7 R7 R6 L10 L10 R7 R7 R7 R7 R6 R6 R6 L10 L10 L10 R1a L10 R6 R7 R7 R6 L10 R1a R2 R1a L5 L5 L5 L5

>>

Book: Krassen O'Neill's p208 (as a hornpipe)

O'Neill's 1783

Source: O'Neill's 1783

Transcription: Transcription:Robert Thorpe, chords:Mike Long

Rodney's glory

Praises of Limerick

Set Dance

(Ireland)

Am G C Am G Dm Am

G (Em) Am G Am Am

G Em G Am C Am Am C

G Am (G) Am G Em Am G Am

Book: O'Neill's 27

O'Neill's 1784

Source: O'Neill's 1784

Transcription: Robert Thorpe, chords: Mike Long

The three captains

Set Dance

(Ireland)

♩ = 110

Chords: G D G C G C C D

Footwork: L3 L5 L5 L5 R1 L9 L5 L5 L5 L5 L5 R1 L10 R1 L5 L9 L10 L5 L5 R1 L10 L5 L5 L5 R1 R1 L5 R1 L5 L7 L4 L3

Chords: G D G C G C D G

Footwork: L5 L5 R1 L5 R1 L9 L5 L7 L5 L5 L5 R1 L5 R1 L10 R1 L5 L5 L9 L10 L5 L5 R1 L10 L5 L5 L4 R1 R1 L5 L5 L7 L5 L5

Chords: G C D G C D G D

Footwork: R2 R6 R6 L10 L9 R1 L5 R1 L9 L10 L10 R6 R6 R6 L10 R1 L10 L10 L9 L5 L5 L5 R6 R6 R7 R6 L10 R6 R6 R7 R6 L10

Chords: C G C G C C D G D

Footwork: R6 L10 L10 L10 L10 L9 R1 L9 L10 L9 L5 R1 L9 L10 L5 L5 R1 R1 L5 R1 L5 L7 L4 L3 L5 L5 R1 L5 R1 L9 L5 L7 L5

Chords: G C G C D G

Footwork: L5 L5 R1 L5 R1 L10 R1 L5 L5 L9 L10 L9 L5 L5 R1 L10 R1 L5 L5 L4 R1 R1 L5 L5 L7 L5 L5

>>

Book: O'Neill's 1787

Source: O'Neill's 1787

Transcription: Transcription: Robert Thorpe , minor correction, chords: Mike Long

George Brabazon

Other

Turlough Carolan (Ireland)

Chords: G C C D C G C D C D G G D C C D G

Fingering: R6 L10 L10 L8 L9 R1 L5 L5 R2 L5 L9 R1 L5 L5 R2 L5 L5 R1 L9 L10 L10 L8 L5 R1 L9 L10 L10 L9 R1 R3 R6 L10 L10 L9 R1 L9 R1 L5 L5 R1 L5 L5 L4 L3 L4 L5 L5 R1 L5 L5 R6 R7 R7 R6 R7 R7 R6 R7 R6 L10 L10 L9 R1 L10 L8 L5 R1 L9 L10 L10 L8 L5 R1 L9 L10 L10 L9 R1 R3 R6 L10 L10 L9 R1 L9 R1 L5 L5 R1 L5 L5 L4 L3 L4 L5 L5 R1 L5 L5 R6 R7 R7 R6 R7 R7 R6 R7 R6 L10 L10 L9 R1 L9 R1 L5 L5 L3 L4 L5 L5 R1 L5 L5

>>

Book: The Complete Works of O'Carolan

O'Neill's 657

Source: The Complete Works of O'Carolan

O'Neill's 657 = The Complete Works of O'Carolan

Transcription: Transcription, chords: Mike Long

Transcription: John Chambers, chords: Mike Long

Carolán's draught

Other

Turlough Carolan (Ireland)

Chords: G D G (D) C G C D G D C A

Fingerings: L3, L5 L5 L9 L10 R6, R6 R6 L10 L10, L10 L10 L10 L10, L9 R1 L5 R1 L5, L5 L5 L9 L10 R6, R6 R6 L10 R1a R7

Chords: D A D D Em C G D

Fingerings: R6 R6 L10 L8 R1a L10, R6 R7 R6 R7 R7 R6, L10 R6 L10 L10 R1, L10 L10 R6 R6, R7 R7 R6 L10 R6

Chords: Em D Em Bm C D C G C G

Fingerings: R7 R1 R1 R7 R1 R1, R3 R1 L9 R6 L9 R6, L10 L10 R6 R6 L10 L10 R6, R6 R6 L10 L9 R1 L5, R2 L10 L10 L3

Chords: C G D C D G D G D G

Fingerings: L9 R1 L5 L5, L7 L5 L5 L7 L3, L4 L7 L5 L4 L7 L5 L5 L7, L5 L5 R1 L5 L5 R1 L9 L5, R2 R6 R7 R7 R6 R6 R6

>>

Book: The Complete Works of O'Carolan n186
 Source: The Complete Works of O'Carolan n186
 Transcription: Transcription, chords:Mike Long

Carolán's welcome

Waltz

Turlough Carolan (Ireland)

♩ = 130

Am Dm G Am G Em Am

Am Dm G C F Em Am

Am F (G) C Dm Am G F

F C Am G C Dm Em Am

>>

Book: The Complete Works of O'Carolan n171

The Waltz Book

Source: The Complete Works of O'Carolan n171

Discography: Chieftains

Transcription: Transcription, arrangement, chords:Mike Long

Planxty Davis

Killicrankie

Other

Thomas O'Connellan (Ireland)

D G

L3 L7 L5 L5 R1 L5 L7 L5 L5 L7 L5 R1 L5 R1 L5 L5 L7 L4 L3 L4 L7 L5 L5 L5 R1 L5 R2 R1a L9 L9 R1a L5 R1a

D G G A D A

L9 L5 L9 R1a L10 L9 R1 L5 L5 L7 L4 L3 L4 L7 L5 R1 L9 R1a R7 R7 R7 R6 R7 R7 R6 L10 R6 L10 R6 L10 L10

D G D G D A D G D A D

R6 L10 R1 R1 L5 R2 L7 L7 L5 L5 R1 L5 R2 R1a L9 L5 R1 L10 R1a L10 L10 R6 L10 R1 L5 L9 R1a L10 L7 L4 L3

D G

R6 R6 R7 R7 R7 R7 R6 R6 R7 R6 R7 R7 R7 R6 R6 R7 R6 R6 L10 L10 R6 R7 R7 R7 R7 R6 R7 R7 R7 R4a R6 R7

D G G A D A

R7 R7 R7 R4a R4a R7 R6 R6 L10 L10 R7 R7 R7 R4a R6 R7 R7 R7 R6 R7 R7 R6 L10 R6 L10 R6 L10 L10

D G D G D A D G D A D

R6 L10 R1 R1 L5 R2 L7 L7 L5 L5 R1 L5 R2 R1a L9 L5 R1 L10 R1a L10 L10 R6 L10 R1 L5 L9 R1a L10 L7 L4 L3

>>

Book: O'Neill's "Dance Music of Ireland", no. 973

O'Neill's 1561

Kerr's First p49

Source: O'Neill's 1561

Transcription: Transcription,chords:Mike Long

>>

John Drury

Waltz/Air

Turlough Carolan (Ireland)

Chords: Gm F C Gm F C

Chords: Gm F C Gm F

Chords: Dm Bb F C F Bb F C

>>

Book: The Complete Works of O'Carolan
 Source: The Complete Works of O'Carolan
 Transcription: Transcription, chords:Mike Long

Hewlett

Planxty Hewlett

Waltz / Air

Turlough Carolan (Ireland)

The musical score is written in treble clef, key of D major (two sharps), and 3/4 time. It consists of three staves of music. Above each staff are chord symbols and fingerings. The first staff has chords D, A, Bm, G, D, G, D, A, D. The second staff has chords D, Em, G, D. The third staff has chords D, A, Bm, G, D, G, D. Fingerings are indicated by numbers 1-5 for fingers and letters L, R for left and right hands, with arrows showing the direction of movement.

>>

Book: Fiddler's Fakebook

The Complete Works of O'Carolan

Source: My arrangement from various sources

Discography: Chieftain's...

Transcription: Transcription, arrangement, chords:Mike Long

Lord Inchiquin

Waltz

Turlough Carolan (Ireland)

The musical score for 'Lord Inchiquin' is presented in four staves. Each staff contains a line of music with fingerings and chords indicated below the notes. The chords are D, G, A, and D. The fingerings are indicated by numbers 1-5 and letters L (left hand) and R (right hand), with arrows showing the direction of movement. The score is in D major (two sharps) and 3/4 time.

Staff 1: D
 L5 ↑ R2 ↓ L10 L10 ↓ L10 L10 ↓ L10 R1a ↓ L10 L10 L9 ↓ L10 R1a ↓ L5 L7 L5 ↑ ↑ R6 ↑ L10 ↑ L10 L10 L9 ↓ L5 L5 L7 ↑ ↓ L5 R1 L5 ↓ L5 L7 ↓ L4 R7 ↓ R6 ↑ R6 L10 L10 L9 ↓ R1a ↓

Staff 2: A D A D A
 L5 L7 L5 ↑ ↑ R6 ↑ L10 L10 ↓ L10 R1a ↓ L5 R2 L7 ↑ ↑ L4 L3 L3 ↓ L5 ↑ L5 L9 L10 L10 L10 R6 L10 L10 L10 ↓ R1a L10 ↓ L10 L10 ↑ R6 L10 L10 L10 ↓ R6 ↑

Staff 3: D A D A
 L10 R6 R6 R7 ↓ L10 L10 L10 R6 R6 R7 ↓ L10 L10 L10 R6 R6 R7 ↓ R7 R7 R6 ↓ R6 R6 L10 L10 R6 ↓ R6 R6 L10 L10 L10 R6 L10 L10 ↓ L10 R6 L10 L10 L10 R6 L10 L10 ↓

Staff 4: D G D A D
 R1a L10 R1 ↓ L5 ↑ R7 R6 ↓ R6 L10 L10 R1a L9 ↓ L5 L7 L5 ↑ R6 R6 L10 L10 L10 R1a L9 ↓ L5 R2 L7 ↑ L4 L3 L3 ↓

>>

Book: The Complete Works of O'Carolan
 Source: The Complete Works of O'Carolan
 Transcription: Transcription, chords:Mike Long

Colonel John Irwin

Planxty Irwin

Waltz

Turlough Carolan (Ireland)

$\text{♩} = 200$

D G D/A D G D A D G D/A D G D A D

L5 R2 R1a L9 R1a L8 L5 L7 L4 L5 L4 L7 L5 L3a L4 L10 L9 R1a L8 L5 L7 L4 L5 L4 L7 L5 L7 L3a L7

D A D A/E G A D G D/A D G D A D

L5 R2 L10 L10 L10 L10 L10 L10 R1a R6 R6 L10 R6 R1a R1 L5 L9 L10 L9 R1a L8 L5 L7 L4 L5 L4 L7 L5 L7 L3a L7

Book: O'Neill's 677

The Complete Works of O'Carolan

Source: Robinson, Rearranged...

Transcription: Transcription, chords: Mike Long

>>

Baptist Johnston

Planxty Johnston

Other

Turlough Carolan (Ireland)

The musical score is written in 6/8 time and consists of four staves of music. Each staff includes a melodic line and corresponding guitar chords and fingering instructions.

Staff 1: Chords: C, G, C, G, C, G, C, G. Fingering: L5 ↓, L9 L9 ↑ ↑, R1 L5 ↑ ↑, L5 L4 L4 L5 ↓ ↓ ↓ ↓, L3 L5 L3 L9 ↑ ↓ ↓ ↑, R1 L5 L5 ↑ ↑ ↓, R2 L10 L10 ↓ ↓, L10 R3 L9 ↑ ↑, R6 L10 L10 ↓ ↓, R1 L9 L10 L10 ↑ ↑ ↓ ↑.

Staff 2: Chords: Am, C, G, 1 C, 2 C, C, G. Fingering: L10 L5 R2 R1 L5 ↓ ↓ ↓ ↓, L5 R1 L9 L10 ↑ ↑ ↑ ↓, R1 L4 L3 L9 R1 ↓ ↓ ↑ ↑ ↑, L9 L9 ↑ ↑, L9 L9 ↑ ↑, R6 L10 R6 L9 ↓ ↓ ↑ ↓, R1 L9 L10 R7 ↑ ↓ ↓ ↑.

Staff 3: Chords: Am, G, F, C, G, C, G. Fingering: R8 R7 R7 R6 ↑ ↓ ↓ ↓, R7 R3 L10 R3 ↑ ↓ ↓ ↓, L10 L10 R3 L10 ↓ ↓ ↓ ↓, L9 L10 R1 L9 ↑ ↓ ↓ ↑, L10 L5 L5 L5 R1 ↓ ↓ ↓ ↓, L9 R1 L5 L5 L4 L4 ↑ ↑ ↑ ↓ ↓ ↓.

Staff 4: Chords: F, G, C, F, C, G, C, G, C. Fingering: L4 L4 R1 ↑ ↑ ↓, L10 L10 L10 ↓ ↓ ↓ ↓, L10 L10 ↓ ↓ ↓ ↓, L10 L5 L5 R3 ↓ ↓ ↓ ↓, L10 L10 R7 R3 ↑ ↑ ↑ ↑, L10 L10 R3 L10 ↓ ↓ ↓ ↓, L10 L10 L10 L5 ↑ ↑ ↓ ↓, L9 L9 ↑ ↑ ↓ ↓.

>>

Book: O'Neill's 656
 The Complete Works of O'Carolan
 Source: The Complete Works of O'Carolan
 Transcription: Transcription, chords:Mike Long

Mrs. Judge

Other

Turlough Carolan (Ireland)

Em D G D Bm Em G

Em G D Em Em G D

Bm G Am D Em C D Em

G C D G C G C G D Em G

D G Bm C G C

D C G D Em D Em

L4 L3 L2 L4 L4 L5 L7 L5 L4 R1 R1 L5 L5 L5 L5 L7 L3 L2 L2 L4 L7 L5 L5 R1 L9 L5 R2
 ↓ ↑ ↑ ↓ ↓ ↓ ↑ ↓ ↓ ↓ ↑ ↓ ↓ ↓ ↑ ↑ ↓ ↓ ↓ ↑ ↑ ↓ ↓ ↓ ↓ ↓ ↓ ↓ ↓ ↓ ↓

L10 R6 R6 L9 R6 R6 L10 L10 L10 L10 R1 R1 L10 L10 L10 R1 L5 R1 L5 L5 L7 L5 L5 L5
 ↑ ↑ ↓ ↓ ↑ ↑ ↑ ↑ ↓

L7 L4 L3 R1 L5 L9 L5 R2 R1 L10 R1 L9 R1 L5 L5 R1 L5 L5 L7 L4 L4
 ↑ ↓ ↑ ↓ ↑ ↓ ↑ ↓ ↑ ↓ ↑ ↓ ↑ ↓ ↑ ↓ ↑ ↓ ↑ ↓ ↑ ↓

L5 L5 R1 R1 L9 R1 R1 L5 L5 L7 L5 R2 L10 R6 L9 R6 L10 R6 L9 R6 R6 R6 L10 R7 R6 R6 L10 R7 R6 L10
 ↓ ↑ ↑ ↑ ↑ ↑ ↑ ↓

L10 R1 L10 L10 R1 L5 R1 L9 R1 R1 R3 R6 R6 L10 R6 R6 R6 L10 R6 L10 L10 L9 R1 L9 R1 L5 L5
 ↓ ↑ ↓ ↓ ↓ ↑ ↑ ↑ ↑ ↑ ↓ ↓ ↓ ↓ ↓ ↓ ↓ ↓ ↓ ↓ ↓ ↓ ↓ ↓ ↓ ↓ ↓

L5 L7 L4 L3 L4 L7 L5 L5 R1 L10 L3 L4 L7 L5 L5 R2 R1 L5 R1 L5 R1 L5 L5 L7 L4 L4
 ↓ ↑ ↓

>>

Jig- Planxty Judge

Em (C) Bm D C C D Em

L4 L5 R1 L4 L5 R1 L5 L5 L7 L7 L2 L2 L3 L10 L4 L10 L5 L5 L7 L5 L4

↓ ↓ ↑ ↓ ↓ ↑ ↓ ↑ ↓ ↓ ↑ ↑ ↑ ↓ ↓ ↑ ↓ ↓ ↓ ↓ ↓ ↓ ↓ ↓ ↓

G D G C D Bm Em

R1 L10 R6 L9 L10 R6 R6 R6 L10 L10 R6 L10 R1 L9 L9 R1 L5 L5 L5 R2 L3 R1 L10 L4 L10 L10

↑ ↓ ↓ ↓ ↓ ↓ ↓ ↓ ↑ ↓ ↓ ↓ ↓ ↓ ↓ ↓ ↓ ↓ ↓ ↓ ↓ ↓ ↓ ↓ ↓ ↓

C G G D C D Bm Em

L10 R1 L10 L10 L5 R1 L10 L10 L10 L10 R1 L5 L5 L5 R1 L5 L7 L3 L4 L7 L5 L4 L7 L5 L5 L7 L5 L5 R1 L2 L4

↑ ↓

>>

Book: The Complete Works of O'Carolan

Source: The Complete Works of O'Carolan

Discography: Chieftain's play this vsn...

Transcription: Transcription, Slight rearrangement, chords: Mike Long

Thomas Judge

Carolán's frolic

Other

Turlough Carolan (Ireland)

♩ = 180

The musical score is presented in six systems, each with a treble clef and a key signature of one flat (Bb). The time signature is 6/8. Above each system, chords are indicated: Dm, Bb, Dm, Bb, Gm; F, C, Dm, Am, Bb, Am, Dm; Dm, F, Gm, Am, Am, Bb; Dm, C, F, Dm, Am, Dm; Dm, C, F, Bb, Dm; and Bb, Am, Gm, Dm, C, Dm. Below the notes, guitar tablature is provided, using numbers 1-10 for frets and letters L (left hand), R (right hand), and S (string) for specific techniques. Arrows indicate fingerings and directions (up/down).

>>

Book: The Complete Works of O'Carolan
Source: The Complete Works of O'Carolan
Transcription: Transcription, chords:Mike Long

>>

John Kelly

Planxty Miss Burke

Other

Turlough Carolan (Ireland)

The musical score is written in treble clef with a 6/8 time signature. It consists of three systems of music, each with a staff of notes and a line of chords and fingerings below it.

System 1: Chords: C, G, C, F, G, C, F. Fingerings: L9, L9, L9, L10, L9, R1, L10, L10, L10, R3, L10, L10, L9, L10, R6, R6, R3, L10, L10, R3, R7, R7, R6, L10, R3, L10, L10.

System 2: Chords: G, C/A, Am, C, G, C, F, C. Fingerings: L9, R1, L5, L5, L5, R1, R1, L4, L5, R1, L4, L5, L5, L5, R6, R7, R6, R3, L10, L10, L9, L5, L9, L5, R7, R6, R3, L10, L10, L9.

System 3: Chords: G, C, F, C, G/F, C, G, C. Fingerings: R1, L10, L10, L10, R6, L10, R6, R7, R3, R7, R6, L10, R6, R3, L10, R3, L10, L10, L9, R1, L5, R1, L9, L9.

>>

Book: O'Neill's 672
 The Irish Collection
 The Complete Works of O'Carolan
 Source: The Irish Collection
 Transcription: Transcription, chords: Mike Long

Morgan Magan

Morgan MacGann

Other

Turlough Carolan (Ireland)

$\text{♩} = 90$

Chord progression: G Am/C D G D

Chord progression: G D C D G D G

Chord progression: C Am D D C D G D G

Chord progression: G C D G

Chord progression: C G C G D C D

Chord progression: G C C D G D G

>>

Book: The Complete Works of O'Carolan

Source: The Complete Works of O'Carolan

Robinson

Mike Long

Transcription: Transcription, arrangement, chords:Mike Long

>>

Maggie Brown's favourite

Planxty Browne

Jig

Turlough Carolan or Nathaniel Gow (Ireland or Scotland)

The musical score is presented in three systems, each with a treble clef and a key signature of one sharp (F#). The time signature is 6/8. The first system contains two measures with chords G, C, D, G, G, C, D, G. The second system contains two measures with chords G, D, C, G, D, G, D, C, D, A, D. The third system contains two measures with chords C, G, Am, G, Am, G, D, G, C, Am, D, G, D, G. Below each system, there is a line of footwork notation consisting of letters (R, L) and numbers (1-10) with arrows indicating the direction of the foot.

>>

Book: The Gow Collection
The Complete Works of O'Carolan 180
O'Neill's 692
Kerr's Second p33
Source: Kerr's Second
Transcription: Transcription, chords:Mike Long

Brian Maguire

Other
APB Brendan Mulvahill

Turlough Carolan (Ireland)

F Dm Am Bb Am Dm C F Dm

L3 L4 L4 L3
↓ ↑ L4 ↑ L4
↓ ↑ ↓

L4 L4 L3 L6
↑ ↓ L3 ↑

L5a L8 L8 L5a L9
↑ L5a ↑ L9 L5

L4 L5 L9 R3
↑ ↑ ↑ ↑

R3 R3 R3 R3
↑ L10 R6 L10 R6

R6 R7 R3 L10 R7
↓ ↑ R6 L10 L10
↓ ↑ ↑ ↓ ↓ ↑

Dm C C F F Gm Dm C F

L10 L10 R6 R6 R3
↓ ↓ R7 ↓ ↓ ↑

L10 L10 R3 L9 L10
↑ L9 ↓ L10 ↑

R3 L9 L10 R3 L10 L9
↑ ↑ ↓ L10 ↑ L10

L5a L8 L5 L5 L3 L5
↑ ↑ ↓ ↑ ↑ ↑

L5 L3 L5 L4 L4
↓ ↓ ↓ ↑ ↑

F Bb/G Am Dm Gm Am

L8 L9 L4 L4 L9
↑ L5a L5 L5 L5 L8
↑ ↑ ↑ ↑ ↑ ↑ ↑ ↑

L5a L5a L5a R2
↑ ↑ R2 L5a

L9 L5a L5 L5a
↑ ↑ L8 L8 R1

L4 L4 L4 L5
↑ ↑ L5 L4

L5 L5 L4 L8
↓ ↑ L5 L5 L5a

L8 L5a L5 L5a
↑ ↑ L8 L8 L9
↑ ↓ ↑ ↑ ↑

Gm C Dm C Dm Am Gm Dm C F

L5a L8 L4 L4 L4 L5
↑ ↑ L5 ↓ ↓ L5

L4 L4 L3
↑ ↓ ↑ L3

L9 L10 R3 R6 R7
↑ ↓ L10 R3 R6

R7 R3a R4 R7 R6
↑ ↑ R3a ↑ ↓ R3

R6 R7 R7 R3 L10
↓ ↑ R3 ↑ ↑ L10

L9 L10
↑ ↑ R3

>>

Book: The Complete Works of O'Carolan
Source: Mulvahill/Long The Morning Dew
Discography: Mulvahill/Long The Morning Dew
Transcription: Transcription, chords: Mike Long

Lord Massereene

Other

Turlough Carolan (Ireland)

Chord progression: Dm Am G Dm C Dm C Dm Am G Dm Am F C Dm C Dm Am G Dm Dm Am Dm C Dm F Dm C Dm Am Dm

>>

Book: The Complete Works of O'Carolan
 Source: The Complete Works of O'Carolan
 Transcription: Transcription, chords: Mike Long

Mrs. Maxwell

Planxty Madam Maxwell

Air

Turlough Carolan (Ireland)

$\text{♩} = 90$

Chords: D A D A/E A D G A D D G D A G D A G A G A D

Fingerings: L5 R1 L5 L3 L7 L5 L5 R2 R1a L10 L10 R6 L10 R6 R6 L10 L5 L4 L5 R1 L10 R1a R2 R1a L10 L10 L10 R7 L10 R7 L10 R6 R7 R7 R7 R6 R6 L10 R7 R6 R6 R6 L10 L10 R6 R6 R6 R7 R6 R7 R7 R7 R6 R6 L10 L10 R1a L5 L9 R1a L10 R1a L9 L5 L5 L7 L3 L3 L10 R1a L10 L10 R6 L10 L10 R1a L5 L9 R1a L10 R1a L9 L5 R1 L5 L5 L7 L5 R1 R1 L5 R1 L5 L5 L7 L5 L5 L7 L4 L3 L3

Book: The Complete Works of O'Carolan

The Irish Collection

Source: My arrangement from various sources

Transcription: Transcription, arrangement, chords: Mike Long

Miss Murphy

Other

Turlough Carolan (Ireland)

C G C G Dm G F G F C F G F G C

R6 ↓ R3 ↑ L10 ↑ R6 ↓ R6 ↓ L9 R6 ↓ L9 R6 ↓ R3 ↑ L10 ↓ L9 ↓ R1 L10 ↑ L9 ↑ L5 ↓ L5 L9 ↑ L5 L5 R1 ↑ L4 ↓ L9 R1 ↑ L5 ↓ L4 ↓ L5 L3 L5 ↓ L4 L3 L3 ↓ ↓

C G F C G

L5 L5 L5 L4 L4 L3 ↓ L4 L4 L5 L5 L9 ↑ R1 L9 L10 L10 L10 ↓ R1 L5 L5 ↓ R6 R3 R6 R3 ↑ L10 R6 L10 L10 R1 ↑ R3 ↓ ↓ L9 ↑

F F G C F (G) C G C

R7 ↑ R7 ↓ R6 ↑ R3 ↑ R3 R6 R3 L10 L10 R6 ↓ L10 L10 R8 L9 ↑ R3 R7 R7 R6 R3 ↑ L10 L10 L10 L9 R1 ↓ L9 L9 L9 ↑ ↑ ↑

>>

Book: Complete works n105

Source: Complete works n105

Transcription: Transcription, chords: Mike Long

John Nugent

Jig

Turlough Carolan (Ireland)

Chords: Dm C Dm Dm Am C F Am

Fretting: L10 L10 R6 R3 L9 L4 L5 R6 R6 R6 R7 L10 R3 R7 R3 R3 R6 L5 L9 L5 L5 L4 L4 R1 L5

Chords: Dm F Am C Dm C F Dm

Fretting: R2 L10 L10 R3 R7 L5 R3 R6 R3a R4 R3a R6 L10 R6 R6 R7 R7 L5 L9 L10 L5 L5 R3 L10

Chords: F Dm C Dm C Dm Am F Dm

Fretting: L9 L4 L5 R1 L10 L5 L10 L10 R3 L10 L9 L10 L10 L10 R6 L10 L10 L10 L9 L5 L5 L5 L4 R3 L10

>>

Book: The Complete Works of O'Carolan
 Source: The Complete Works of O'Carolan
 Transcription: Transcription, chords:Mike Long

John O'Connor

Planxty Connor

Planxty Mrs. O'Conor

Other

Turlough Carolan (Ireland)

G D C G C G C D C D G

G D G C (Am) C G C G (D) C D G

G D C D G C G D G

>>

Book: The Complete Works of O'Carolan
 O'Neill's 666
 The Irish Collection
 Source: My arrangement from various sources
 Transcription: Transcription, arrangement, chords: Mike Long

Charles O'Connor

Jig

Turlough Carolan (Ireland)

$\text{♩} = 240$

The musical score consists of four staves of music in 6/8 time, with a tempo of 240 beats per minute. The chords and fingering are as follows:

Staff 1: Chords: C, F, C, F, G, C, G, C, F. Fingering: L9 ↑, L5 ↓, L9 ↑, L5 ↓, L5 ↑, L5 ↓, L4 ↓, L4 ↓, L5 ↓, L5 ↓, L5 ↑, R1 ↑, L9 ↑, L9 ↑, L10 ↓, R1 ↑, L5 ↓, L9 ↑, R6 ↓, R6 ↓, R6 ↓, R3 ↑, L10 ↑, L9 ↓, L10 ↓, L8 ↑, L9 ↑, L5 ↑.

Staff 2: Chords: G, F/C, G, C, C, F, C. Fingering: R2 ↑, L9 ↑, R1 ↑, L9 ↓, L10 ↓, L8 ↓, R1 ↑, L5 ↓, L9 ↑, R1 ↑, L5 ↓, L5 ↓, L4 ↓, L5 ↓, L9 ↑, L9 ↑, L5 ↓, L3 ↓, L4 ↓, L4 ↓, L5 ↓, L4 ↓, L5 ↑, L4 ↓, L5 ↓, L5 ↓, L4 ↓, L4 ↓, L5 ↓.

Staff 3: Chords: C, Dm, G, Am, G. Fingering: L3 ↓, L5 ↓, L4 ↓, L4 ↓, L5 ↓, L3 ↓, L4 ↑, L3 ↑, L10 ↓, R1 ↑, L5 ↓, R2 ↓, L10 ↑, L10 ↑, R6 ↓, L10 ↑, L10 ↑, R6 ↓, L10 ↑, L10 ↓, L9 ↑, L5 ↑, R1 ↑, L9 ↓, L10 ↓, L10 ↓, L10 ↓, R6 ↓, L10 ↓.

Staff 4: Chords: C, G, Em, Am, F, G, C. Fingering: L10 ↓, R6 ↓, L10 ↓, L10 ↓, R1 ↑, L5 ↓, L9 ↑, R1 ↑, L5 ↓, L5 ↓, L4 ↓, L3 ↓, L4 ↓, L5 ↓, L5 ↓, R2 ↓, L10 ↓, L9 ↑, R1 ↑, L5 ↓, L5 ↓, L4 ↓, L5 ↓, L9 ↑, L9 ↑.

>>

Book: The Complete Works of O'Carolan

Source: The Complete Works of O'Carolan

Transcription: Transcription, Slight rearrangement, chords: Mike Long

Mrs. Power

O'Carolan's concerto

Other
Arr. O'Neill

Turlough Carolan (Ireland)

Chord progression: D A D A D G A D

Chord progression: A D G D G A G F#m

Chord progression: Em A D A D G D A D

Chord progression: D D A G A D A

Chord progression: G D A G D A A

Chord progression: D Em F#m G D A D

Tablature includes fret numbers (L1-L9, R1-R6, R1a) and directional arrows (↑, ↓) for fingerings.

>>

Book: O'Neill's 633

Source: O'Neill's 633

Transcription: Transcription, chords:Mike Long

>>

Fanny Power

Waltz

Turlough Carolan (Ireland)

$\text{♩} = 210$

G C (Am) D D C G Am

L5 L5 L3 L5 L5 R1 L9 R1 L5 L5 L7 L4 L3 L4 L3 L7 L5 L5 L9 R1 L5 L5 R1 L9 L10 L10 L8 L5 L5

D G G Am

L7 L4 L3 L3 L4 L7 L5 L5 R1 L10 R1 L9 L10 L10 R1 L9 L10 L8 L5 L5 L5 R1 L10 L10 L9 L10 L10 L9 L10

D G C D G D G

L8 R1 L5 L5 R1 L9 R1 L9 L10 L10 R6 R6 R6 R6 R7 L10 L9 R1 L5 L5 L5 L9 L7 L5 L5

>>

Book: O'Neill's 673

The Complete Works of O'Carolan

Source: My arrangement from various sources

Transcription: Transcription, arrangement, chords: Mike Long

Separation of soul and body

Air

Turlough Carolan (Ireland)

Chords: Gm Bb Gm Bb F Gm Gm Bb F Gm F Gm

Chords: Gm Bb Gm Bb F Gm Bb Gm F Gm F Gm

Book: The Complete Works of O'Carolan
 Source: The Complete Works of O'Carolan
 Transcription: Transcription:??, chords:Mike Long



Si Bheag Si Mhor

Sheebeg and Sheemore

Waltz/Air

Turlough Carolan (Ireland)

♩ = 160

Chords: D G D G A D G D

Chords: A D G A D D G D

Chords: A D Bm G D G D G A D

>>

Book: The Complete Works of O'Carolan
 Source: robins~1.abc
 The Complete Works of O'Carolan
 Transcription: Transcription, chords:Mike Long

An dro 1

Reel

(Brittany)

Chords: Bm, D, A, Bm, A, A, Bm, Bm, A, A, Bm

Fingerings: L9 R6 R6 L10 L10 L10 L10 L9 R1a L10 R1a L5 R1 L10 L5 R1 L5 L7 L5 R1 L10 L5 R1 L5 R1 L5

Source: Claus Steinort, Ir-Trad, 3/97

oneila~1.abc

Transcription: Transcription:??, chords:Mike Long

>>

An dro 2

Reel

(Brittany)

The image shows two staves of musical notation for the reel 'An dro 2'. The key signature is one sharp (F#) and the time signature is common time (C). The first staff contains the first eight measures, and the second staff contains the remaining eight measures. Chords are indicated above the notes, and fingerings are indicated below the notes with arrows and letters.

Staff 1:

- Measures 1-4: Chord Bm. Fingerings: L9, R6, R6, R6.
- Measures 5-6: Chord A. Fingerings: L10, L10, R1a, L10, R1a.
- Measures 7-8: Chord Bm. Fingerings: L9, R6, R6, R6.
- Measures 9-10: Chord A. Fingerings: L10, L10, R1a, R1a.

Staff 2:

- Measures 11-12: Chord Bm. Fingerings: L9, R1a, L10, L9, R1a, R1a, L10.
- Measures 13-14: Chord A. Fingerings: L10, R6, L10, L10, R1a.
- Measures 15-16: Chord Bm. Fingerings: L9, R1a, L10, L9, R1a, L10, L10.
- Measures 17-18: Chord A. Fingerings: R1a, L10, R1, R1.
- Measures 19-20: Chord Bm. Fingerings: R1, R1.

Source: From Jeff

Transcription: Transcription, chords: Mike Long

>>

An dro 3

Reel

(Brittany)

Chords: Gm F Gm F Gm | 1 Gm | 2 Bb F Gm

Fingerings: L5 R2 L10 L10 L9 L9 R2 L5a L8 L5a L8 L5a L8 L5 L4 L5 L8 L5a L8 L5a L5 L4 L5 L8 L5a L9 L8 L5a L8 L5 L4 L5

Transcription: Transcription:?, chords:Mike Long

>>

Bill Malley's barndance

Barndance

APB Martin Hayes

The musical score is written in treble clef with a key signature of one sharp (F#) and a common time signature (C). It consists of three staves of music. Above the notes, chords are indicated: G, D, G, C/G, D, G, C, G, G, C, G, D, G. Below the notes, fingerings are indicated with letters (L, R) and numbers (1-7) and arrows (↑, ↓) showing the direction of the finger movement.

Staff 1: Chords G, D, G. Fingerings: L3 ↑, L5 ↓, L5 ↑, R1 ↑, L5 ↓, R1 ↑, L10 ↓, L10 ↑, L5 ↓, R2 ↑, R1 ↑, L5 ↓, R2 ↑, L5 ↓, R1 ↑, L5 ↑, L5 ↑, R2 ↑, L5 ↓, L5 ↓, R1 ↑, L5 ↓, R1 ↑, L10 ↓, L10 ↑, L5 ↓, L5 ↑, L9 ↑.

Staff 2: Chords C/G, D, G, C, G, G, C, G. Fingerings: R1 ↑, L5 ↑, L5 ↓, L4 ↓, L3 ↓, L4 ↑, L7 ↑, L5 ↓, L5 ↓, R6 ↓, L10 ↑, L10 ↓, R6 ↓, R7 ↑, R6 ↓, L10 ↑, L10 ↓, L10 ↓, L10 ↑, R1 ↓, L5 ↓, R6 ↓, R6 ↓, L10 ↑, L10 ↓, R6 ↓, L10 ↓.

Staff 3: Chords D, C, G, G, C/G, D, G. Fingerings: R1 ↑, L5 ↑, L5 ↑, L5 ↑, R6 ↓, L10 ↑, L10 ↓, R6 ↓, R7 ↑, R6 ↓, L10 ↑, L10 ↓, L10 ↓, L10 ↑, R1 ↓, L5 ↓, L5 ↑, L9 ↑, R1 ↑, L5 ↑, L5 ↓, L4 ↓, L3 ↓, L4 ↑, L7 ↑, L5 ↓, L5 ↓.

>>

Source: Martin Hayes, Under the Moon

Discography: Martin Hayes, Under the Moon

Transcription: Transcription, chords: Mike Long

Boot dance

Other

Played with a lilt

The musical score consists of three systems of notation, each with a treble clef and a common time signature (C). The first system is in C major and features chords Am, E, Am, Am, E, Am, and Am. The second system is in Bb major and features chords Bb, Am, E, Am, and Am. The third system is in G major and features chords G, E, Am, E, and Am. Each system contains a series of notes with fingerings indicated by numbers 1-5 and letters L/R with arrows for up/down strokes.

>>

Book: Kerr's First p30

Source: Kerr's First p30

Transcription: Transcription, arrangement, chords:Mike Long

The fandango

Jig

The musical score for 'The fandango' is presented in two staves. The first staff contains the first eight measures, and the second staff contains the remaining eight measures. Chords are indicated above the notes, and fingerings are indicated below the notes with letters (L for left hand, R for right hand) and numbers (1-5 for fingers, 6-10 for thumb/index). Arrows indicate the direction of finger movement.

Staff 1:

- Measures 1-2: Chords D, G. Fingerings: L10 L10 L10 ↓ L10 R1a ↓ ↓ ↓ ↓; R1 L5 L7 L5 ↑ ↓ ↑ L5 ↓ ↑
- Measures 3-4: Chords D, Bm. Fingerings: R2 L10 ↑ ↓ L10 ↓; R6 L10 R6 L10 ↑ ↓ R7 ↓ ↑ ↑
- Measures 5-6: Chords D, G. Fingerings: L10 L10 L10 ↓ L10 R1a ↓ ↓ ↓ ↓; R1 L5 L7 L5 ↑ ↓ ↑ L5 ↓ ↑
- Measures 7-8: Chords D, A, D. Fingerings: R2 L10 R6 ↑ ↓ L10 ↓ ↓; L10 R6 L10 ↑ R7 ↑ ↓ ↑

Staff 2:

- Measures 9-10: Chords D, (A), D. Fingerings: R7 R7 R6 ↑ ↓ R7 L10 ↑ ↑ ↓; L8 L7 L8 L10 ↑ ↑ L10 L7 ↓ ↓ ↑ ↓
- Measures 11-12: Chords D, G. Fingerings: R7 R7 R6 ↑ ↓ R7 L10 ↑ ↑ ↓; R1 L5 R1 L10 ↑ ↓ R2 L8 ↑ ↓ ↓ ↓
- Measures 13-14: Chords D, G, (Bm). Fingerings: R7 R7 R6 ↑ ↓ R7 L10 ↑ ↑ ↓; R1 L5 ↑ ↓
- Measures 15-16: Chords G, A, D. Fingerings: L7 L5 ↑ ↑; R1 L10 L10 ↑ ↓ ↑ R1a ↓ ↓

Book: The Barnes book of English country dance tunes
 Transcription: Transcription, chords: Mike long

>>

The girl I left behind me
 The rambling laborer
 I love my love in the morning
 As slow our ship

Other

(England, Ireland)

♩ = 120

Chords: G C G D G C D G

Fingerings (Staff 1):
 R6 ↓ R6 ↑ L10 R1 ↑ L10 L5 ↓ ↑ ↓ L5 R1 ↑ ↑ L5 L4 ↑ ↓ ↓ L5 L5 L5 R1 ↓ ↓ ↓ L5 L9 ↑ ↑ ↑ L10 R1 R6 ↓ ↑ R3 ↑ L10 R1 ↓ ↑ ↓ L5 R1 L5 L5 ↑ ↑ L5 L4 ↓ ↓ L7 L5 L3 L4 ↑ ↑ ↑ ↓ L7 L5 L3 L4 ↑ L5 L5 ↓ ↓

Chords: G G D G C D G

Fingerings (Staff 2):
 L5 ↓ L5 ↑ R1 L10 R6 ↑ ↓ L10 R6 R1 ↓ L10 L5 ↓ ↑ ↑ R1 R1 L10 L10 ↑ L5 L10 L10 R6 ↓ ↓ ↓ ↓ ↓ ↓ ↓ ↓ R6 R7 ↓ ↑ R6 ↑ ↓ R6 ↑ L10 R1 ↑ L10 L5 ↓ ↑ ↓ L5 R1 L5 L5 ↑ ↑ L5 L4 ↓ ↓ ↓ ↓ L7 L5 L4 ↑ ↑ L3 L7 ↑ ↓ ↓ L5 L5 ↓ ↓

>>

Book: O'Neill's 299

Kerr's Third p41

Transcription: Transcription, arrangement, chords: Mike Long

Independence Trail

Slide

Alasdair Fraser

The musical score for 'Independence Trail' is written in G major (one sharp) and 12/8 time. It consists of four staves of music. Chords are indicated above the notes, and fingerings (L for left hand, R for right hand) are indicated below the notes with arrows showing the direction of the stroke.

Staff 1: Chords: G, C, D, G, C, G, G, D. Fingerings: L3 L4 L7, L5 L5 L5 R1 L9 L9 R1, L5 R1 L5 L5 L5 R1 L5 L5 L7, L4 L10 L10 R1 L5 L5, R1 R1 L5 L5 L5 R1 L9 L10.

Staff 2: Chords: C, D, G D, C, G, C, G, Am, D, G. Fingerings: L10 L10 R6 L10 L10, R6 R6 L10 L10, L10 L10 R1 L9 R1 L9, L10 R1 L5 L3 L4 R1 L9 R1, L5 R1 L5 L5 L7 L5.

Staff 3: Chords: G D, C, G C, G, C, G, G, D. Fingerings: L5 R1 L10 R6 R6 L10 L10, L10 L10 R6 L9 L5 L5, L4 L5 L5 L7 L5 L5 L4, L3 L5 L5 L5 R1 L5 L5 R1 L10.

Staff 4: Chords: G D, C, G, C, G, Am, D, G. Fingerings: R6 R6 L10 L10, L10 L10 L9 R1 L9 R1 L9, L10 R1 L5 L3 L4 R1 L9 R1, L5 R1 L5 L5 L7 L5.

>>

Source: SF Scottish Fiddlers handout
 Transcription: Transcription, chords: Mike Long

Kilnamona barndance

Barndance

APB Martin Hayes

The image shows a musical score for the Kilnamona barndance. It consists of two staves of music in 6/8 time, written in a single system. The first staff begins with a treble clef and a key signature of one flat (B-flat). The music is written in a rhythmic style typical of barndances, with many eighth and sixteenth notes. Above the first staff, the following chords are indicated: F, F, Gm, Gm, Gm, F, F, F, Gm, Gm, Gm, F. Below the first staff, footwork notation is provided, consisting of letters (R1, L4, R1, L5, L9, L9, L8, L8, L5a, L8, L10, L10, L9, L5, R1, L4, R1, L5, L9, L9, L8, L8, L5a, L8, R1, L4) and arrows indicating the direction of the foot (up for ↑, down for ↓). The second staff continues the melody and includes a repeat sign at the beginning. Above the second staff, the following chords are indicated: F, Gm, Bb, F, Gm, C, F, Gm, Bb, F, Bb, F. Below the second staff, footwork notation continues with letters (R7, R6, R7, R6, R6, R3, L10, R3, L10, L5, L9, L10, R6, R6, R3, R6, R7, R6, R7, R6, R6, R3, L10, R3, L10, L5, L9, L10, R3) and arrows.

Source: Martin Hayes, Under the Moon

Discography: Martin Hayes, Under the Moon

Transcription: Transcription, chords: Mike Long

>>

The knocking hornpipe

Hornpipe

Staff 1: G C G D G C G D G G C
 R1 L9 L10 L10 L9 R1 L9 L10 L10 L5 R1 L9 L10 L10 L9 R1 L9 L5 L5 L5 R1 R1 L9 L10 L10 L9 R1 L9
 ↑ ↑ ↓ L10 R1 ↑ ↑ ↓ L10 R1 ↑ ↑ ↓ L10 R1 ↑ ↑ ↑ ↑ ↓ ↓ ↑ ↑ ↑ ↑ ↓ ↓ ↓ ↓ ↑ ↑ ↑ ↑

Staff 2: G D G C G G C G
 L10 L10 L5 R1 L9 L10 L10 L9 R1 L9 L5 L5 L5 R1 L10 L10 L9 R1 L9 L10 L10 L1 L1 L1 L1 R1 L9
 ↓ L10 R1 ↑ ↑ ↑ ↓ L10 R1 ↑ ↑ ↑ ↓ ↓ ↓ ↓ ↑ ↑ ↑ ↑ ↓ ↑ ↑ ↑ ↑ ↑ ↑

Staff 3: G C G D G G C G G C G
 L10 L10 L9 R1 L9 L5 L5 L5 R1 R1 L9 L10 L10 L9 R1 L9 L10 L10 L1 L1 R1 L9 L10 L10 L9 R1 L9 L5 L5
 ↓ L10 R1 ↑ ↑ ↑ ↓ ↓ ↓ ↑ ↑ ↑ ↓ ↓ ↑ ↑ ↑ ↑ ↓ ↓ ↓ ↓ ↓ ↑ ↑ ↑ ↑ ↓

>>

Book: Kerr's Second p 45
 Source: Kerr's Second p 45
 Transcription: Transcription, chords:Mike Long

Lucy Farr's

Barndance
(Barndance)

APB Martin Hayes

A A D A A A E A A D A

L5 L5 L5 L9 L5 L7 L4 R1a R1a R1a L10 R1a R1a L10 R1a L5 L9 L5 L7 L4
 ↑ ↑ ↑ ↓ R1a ↑ ↑ ↓ ↓ ↓ ↓ L10 ↓ L9 ↓ ↓ L10 ↓ L5 ↓ ↓

A E A A A D A A

L4 L7 L9 L10 R1a L9 L5 L5 R1a L10 R1a L5 L9 L5 L7 L4 L4 L7 L9 L10 R1a
 ↓ ↑ L5 ↓ R1a ↑ L10 ↓ ↓ ↑ ↑ ↓ ↓ L10 ↓ L5 ↑ ↓ R1a ↑ ↑ ↓ ↓ ↑ L5 ↓ R1a ↑ L10 ↓

A E A A D A A E A

R1a L9 L9 R1a L10 R1a L5 L9 R1a L5 L7 L4 L4 L7 L5 L9 R1a L10 R1a L9 L5 L5
 ↓ ↓ ↓ ↓ ↓ L10 ↓ L5 ↑ ↓ ↓ ↑ ↑ ↓ ↓ ↑ L10 ↓ ↓ ↑ ↑

>>

Source: Martin Hayes, Under the Moon
 Discography: Martin Hayes, Under the Moon
 Transcription: Transcription, chords: Mike Long

McQuillen's squeezebox

Polka or march

♩ = 140

Chord progression: C F G | 1 C G | 2 F G C

Chord progression: C G | 1 G | 2 F G C

Source: Ralph Page, via PR

Various web ABC's

Transcription: John Chambers, chords: Mike Long

>>

My love is but a lassie yet

Polka or Reel

(Scotland)

♩ = 140

Chords: D A D G A D

Fingerings and strokes for the first staff:

- L10 ↓ R1a ↓
- L10 L7 L5 ↓ L3 ↑ ↑
- R2 L3 L3 L10 ↑ ↑ ↑ ↓ R1a ↓
- L10 L7 L5 ↓ L3 ↑ ↑
- R2 L4 L4 L10 ↓ ↓ ↓ ↓ R1a ↓
- L10 L7 L5 ↓ L3 ↑ ↑
- R1 R3 R6 L10 ↑ ↓ ↑ ↑
- L10 L9 L9 L10 ↓ R1a L5 R1a L10 ↓ ↓ ↓ ↓ ↓ ↓ ↓ ↓
- R6 L10 ↑ ↓ L10 ↓

Chords: D A D D G A D G D A G A D

Fingerings and strokes for the second staff:

- R6 ↑ R6 ↓
- R7 R6 R6 L10 ↑ ↑ ↓ ↑
- R6 L10 R6 ↑ ↓ L10 R6 ↓ ↓ ↓
- R7 R6 R6 R6 R7 ↑ ↑ ↓ ↑ R6 ↓ ↑
- R7 L10 R6 ↓ L10 R6 ↑ ↑ ↑ ↓
- R7 R6 R6 L10 ↑ ↑ ↓ ↑
- R6 L10 L10 R1a ↑ ↓ ↑ ↓
- L10 L9 ↓ R1a L5 ↓ ↓ L10 ↓ ↓ ↑
- L9 R1a L10 ↓ ↓ ↓
- R6 L10 ↑ ↓ L10 ↓

Book: Aird's Airs and Melodies vol 2

Kerr's First p22

Source: Kerr's First p22

Transcription: Transcription:Richard Robinson(?), Chords:Mike Long

>>

Our cat has kitted

Hornpipe
(Hornpipe)

(England)

$\text{♩} = 80$

G D A G A D G D A G D A D

R6 R6 L10 R6 R7 L10 L10 R1a R6 R6 L10 R6 R7 R2 L8 L3 L5 R1 L7 L5 L4 L4 L10 R1a L5 R1 L7 L5 L4 L3 L10 L8 L3

↓ ↑ L10 ↑ ↑ R7 ↑ L10 L5 ↓ ↑ ↑ L10 ↑ ↑ L5 L10 L7 ↓ ↑ ↑ ↑ ↓ ↓ L10 L10 L5 ↓ ↑ ↑ ↑ ↓ ↑ ↓ L10 L7 ↓ ↑ ↑ ↑ ↓ ↑ ↓ L10 L7 ↓ ↑ ↑ ↑

Source: Alan (and, from the Kershaw Manuscript book)

Richard Robinson

Transcription: Transcription:Richard Robinson(?), Chords:Mike Long

>>

The porcupine bit

The 8 1/3p Bit

Other

Wanda Downtown (England)
Leeds

Source: Carol Turner

Richard Robinson

Transcription: Transcription:Richard Robinson(?), Chords:Mike Long

>>

The rakes of Mallow

Reel

(Scotland, England)

♩ = 120

Chords: G D G C D G

Fingerings (Staff 1):
 L5 R1 L5 R1 | L5 R1 L9 L5 | L7 L5 L7 L5 | L7 L5 R2 R1 | L5 R1 L5 R1 | L5 R1 L10 R1 | L9 R1 L5 L7 L5 L9 | R1 L5 L5
 ↓ ↑ ↓ ↑ | ↓ ↑ ↑ R1 L5 | ↑ ↑ ↑ | ↑ ↑ ↑ L9 L5 | ↓ ↑ ↓ ↑ | ↓ ↑ ↓ ↑ | ↑ ↑ L5 ↑ ↓ L5 | ↑ ↓ ↓

Chords: G G D G C D G G D C D G

Fingerings (Staff 2):
 R6 R6 L10 | R1 L9 L10 | R6 R6 L10 | R1 R3 L5 | R6 R6 L10 | R1 L9 L10 | L9 R1 L5 L7 L5 L9 | R1 L5 L5
 ↓ ↑ L10 L9 | ↑ ↑ ↓ | ↓ ↑ L10 L9 | ↑ ↓ ↑ | ↓ ↑ L10 L9 | ↑ ↑ ↓ | ↑ ↑ L5 ↑ ↓ L5 | ↑ ↓ ↓

Book: Aird's Airs and Melodies vol 2

Kerr's Third p41

Source: Kerr's Third p41

Transcription: Transcription:, Chords:Mike Long

>>

Red house

Reel

The musical score for 'Red house' Reel is presented in three systems, each on a treble clef staff with a common time signature (C). The first system includes a first ending and a second ending. The second system is a repeat of the first system. The third system also includes a first ending and a second ending. Chords are indicated above the notes, and fingerings are indicated by numbers 1-5 with arrows showing the direction of the finger movement.

System 1: Am G (Em) G Am G E | 1 Am | 2 Am

System 2: Am G Am G E Am

System 3: Am G Am G E | 1 Am | 2 Am

Source: Scottish dance class handouts
 Transcription: Transcription, chords:Mike Long

>>

Scottische au stockfish

Daniel Thonon

Am Am G/D Am G Am

Am G/D Am 1 G Am 2 G Am Am G Am/D

G Am G F 1 G Am 2 G Am

Am G Am Am Dm Em Am G Am Am G Am

Am G Em Am (F) G C G Am

>>

Transcription: Transcription, chords: Mike Long

Some say the devil is dead

Fling
(Fling)

♩ = 150

Chords: G C G G D G G C

Chords: G G D G G C G (C) G D G

Book: Irish Traditional Music Session Tunes

Source: pubsco~4.abc- Irish Traditional Music Session Tunes

Transcription: Transcription, chords:Mike Long

>>

Index

42 pound cheque, The	558
69th Street	581
A fig for a kiss	880
A trip to Pakistan	342
Aberdeen Alternative Festival march	906
academy jig, The	589
ace and deuce of piperling, The	969
Ah! Sure such a pair	590
ale is dear, The	368
Alec Dan MacIsaac's	432
Alexander's hornpipe	466
Alley Crocker	369
Amelia's waltz	928
An dro 1	1006
An dro 2	1007
An dro 3	1008
An Moinfheir	1
Andy De Jarlis' jig	591
Apples in winter	592
Around the world	2
Ashokan farewell	929
ass in the graveyard, The	930
Athole cummers, The	433
Atholl highlanders	593
Austin Barrett's	594
Ballintore fancy, The	849
Ballydesmond polka 1	542
Ballydesmond polka 2	543
Ballydesmond polka 3	544
Ballyhooley	595
Ballyvourney polka 1	545
Ballyvourney polka 2	546
Banish misfortune	596
Bank of Ireland, The	3
banks of Lough Gowna, The	597
Banshee, The	4
Bantry Bay	467
Baptist Johnston	985
Barney Brallaghan	868
Barrel Rafferty	5
Barrowburn reel, The	6
basket of turf, The	598

battering ram, The	599
Bear Island reel	7
Because he was a bonny lad	370
Behind the bush in the garden	600
Belfast chicken	8
Belfast hornpipe, The	468
belles of Clonallan, The	469
Bernadette's reel	9
Betty's apron	434
Biddy's wedding	601
Big John McNeil	10
Bill Malley's barndance	1009
Bill Sullivan's	547
Billy Barlow	602
Billy Brocker's	11
Billy Rush's own	603
Billy's a bonny lad	548
black haired lass, The	12
black rogue, The	604
blackberry blossom, The	13
Blackberry quadrille	605
Blackbird, The	470
Blackeyed Biddy	606
blackthorn stick, The	607
blarney pilgrim, The	608
blooming meadows, The	609
Blue Bonnet's Jig	610
Bluemont waltz	931
Bobby Casey's	14
Bobby Casey's	611
Bobby Casey's hornpipe	471
Bog an Lochan	435
Boil the breakfast early	15
Boiled goats' milk	612
Bold John O'Leary	613
bonnie boy, The	16
Bonnie Charlie	437
Bonnie Kate	17
Bonny Doon	614
Book of Rights, The	615
Boot dance	1010
Bouchaleen bawn, The	616

boy in the gap, The	18
boys of Ballisadare, The	19
boys of Bluehill, The	472
boys of Clones, The	617
boys of Malin, The	20
boys of the lough, The	21
boys of the town, The	618
Braes of Lochiel, The	957
braes of Mar, The	438
Break yer bass drone	371
Brenda Stubbert's	22
Brian Boru's march	907
Brian Maguire	994
Brian O'Lynn 1	619
Brian O'Lynn 2	620
brides favorite, The	621
brigade, The	473
broken pledge, The	23
Brose and butter	869
Brosna slide 1	850
Brosna slide 2	851
Brosnan's	24
brown coffin, The	474
Bruise Hill	549
bucks of Oranmore, The	25
Bunker Hill	27
burnt old man, The	622
bus stop reel, The	28
bush on the hill, The	623
butcher's apron, The	29
Butter and peas	30
butterfly, The	870
Buttermilk Mary	624
Byrne's hornpipe	475
Caledonian march	909
Callaghan's	476
Calliope House	625
Campbells are coming, The	626
Captain Campbell	439
Captain MacKenzie	440
Carolan's draught	977
Carolan's welcome	978

Carolynn's waltz	932
Carraroe	627
Casey the whistler	31
cashmere shawl, The	32
Castle Kelly	33
Castleconnell lasses	34
Castletown Connors	628
cat that ate the candle, The	35
cat's rambles to the child's saucepan, The	852
Cathy's favourite	550
chanter's tune, The	911
Charles O'Connor	1000
Charlie Lennon's	934
Chase me Charlie	853
Cherish the ladies	629
Chicago reel, The	36
Chief O'Neill's favorite	477
choice wife, The	871
Christmas eve	37
Christy Barry's 1	630
Christy Barry's 2	631
Clachan, The	441
Clare polka 1	551
Clare polka 2	552
Cleveland Park	632
cliffs of Moher, The	633
clock in the steeple, The	39
Close to the floor	634
clumsy lover, The	40
Coachman's whip	41
cock and the hen, The	872
cock o' the north, The	635
Coire an Lochan	372
Coleman's 1	873
Coleman's 2	874
Coleman's Cross	636
Coleraine	637
college groves, The	42
Colonel	44
Colonel John Irwin	984
Colonel Rodney	45
Come in from the rain	638

Come up stairs with me	875
Come west along the road	46
comely maiden, The	47
Coneflower waltz, The	935
Congress reel, The	48
Connachtman's rambles, The	639
Connemara stockings, The	49
Connie the soldier	640
Connor Dunn's	50
contradiction, The	51
convenience, The	53
Cooley's reel	54
copperplate, The	55
corner house, The	56
Courting them all	57
Courtney's favorite	641
Crabs in the skillet	642
Craig's pipes	58
Crested hens	936
Cronin's rambles	478
Cronins	59
crooked road (to Dublin), The	60
Cross the fence	61
Crossing the channel	876
Crossing the Shannon	62
Crossing to Ireland	937
Crowley's	63
Cuckoo's nest 1, The	479
Cuil Aodha jig, The	643
Cuil Aodha slide	854
cup of tea, The	64
curlew, The	644
Curragh races, The	65
curvy road to Corinth, The	66
Cutting ferns	442
Cutty Sark	373
Cuz Teehan's favorite	855
Dan O'Keefe's slide	856
Dan Sullivan's favourite	480
Dan the cobbler	645
Dance around Molly	67
dance of the honeybees, The	481

dancingmaster, The	646
Dandy Denny Cronin	68
Daniel O'Connell	647
Darby the driver	648
Dark girl	553
dark girl dressed in blue, The	857
dear little island, The	649
Denis Lanctot's	69
Dennis Murphy's	554
Dever the dancer	877
Devil's dream	374
Dha Phort	555
Dick Gossip's reel	70
Dick Sullivan's favorite	650
Dingle regatta, The	651
Dinky Dorian's	376
Dinny Delaney's	858
Dinny O'Brien's reel	71
Doctor O'Neill	652
dogs among the bushes, The	74
Donald McLeod's reel	377
Dowd's #9	75
Dowd's favorite	76
Down the broom	77
Dr. Gilbert's	72
Dr. Taylor	73
Drag her round the road	78
Drive home the mainlanders	378
Drops of brandy	878
Drowsy Maggie 1	79
Drowsy Maggie 2	80
drunken landlady, The	81
drunken piper, The	912
Duke of Leinster's wife, The	82
Duncan's waltz	938
Dundee	379
Dunmore lasses, The	83
Dunphy's	482
Earl Grey	443
Earl's chair, The	84
East Neuk of Fife	380
eavesdropper, The	653

echo, The	483
Egan's	556
Eight o'clock train	381
Elizabeth Kelly's delight	879
Ellis's jig	654
Elsie Marley	655
end of the day, The	656
ewie wi' the crookit horn, The	444
Fair and forty	85
Fair haired Mary	86
fair maidens, The	484
Fairies' hornpipe, The	485
Fairy Queen, The	486
Famous Ballymote	87
fandango, The	1011
Fanny Power	1003
Far from home	88
Farewell to Erin	89
Farewell to Gurteen	658
Farewell to Ireland	90
Farewell to London	91
Farewell to the creeks	913
Farewell to whiskey	557
Farewell to whiskey	958
farewell, The	657
Fasten the leg in her	659
Father Dollard's favorite	660
Father Dollard's hornpipe	487
Father Jack Walsh	661
Father Kelly's 1	92
Father Kelly's 2	93
Father Kelly's jig	662
Father O'Flynn	663
Felix the wrestler	664
Female rake, The	665
Fermoy lasses, The	94
ferry banks, The	95
ferry, The	666
Fisher's hornpipe	488
Fisherman's island	96
fisherman's widow, The	667
flax in bloom, The	97

flogging reel, The	98
flowers of Edinburgh, The	489
flowing tide, The	490
four-hand reel, The	99
fox chased, The	100
foxhunter's jig, The	881
foxhunter's reel, The	101
Foxy Mary	668
Fraher's	669
Fred Finn's	102
Free and easy	670
Freedom for Ireland	559
Frenchie's reel	103
frieze britches, The	671
frog in the well, The	672
frost is all gone, The	673
full of the bag, The	491
full rigged ship, The	674
fun of the fair, The	104
Fyrish reel, The	105
Galen's arrival	959
Gallagher's frolic	675
gallowglass, The	676
Galway hornpipe, The	492
gander in the pratie hole, The	677
garden of daisies, The	970
Garrett Barry's	678
Garrett's wedding	882
Garry Owen	914
gatehouse maid, The	106
geese in the bog, The	679
Gentle maiden	939
George Brabazon	976
George the IV	445
Gerry Cronins	107
Gillan's apples	680
Gillie Callum	446
Gingerhog's #2	883
girl I left behind me, The	1012
girl of the house, The	681
girl who broke my heart, The	108
girls of Banbridge, The	682

Give me your hand	960
glass of beer, The	110
glen cottage 1, The	560
glen cottage 2, The	561
Glen Ogle	382
glen road to Carrick, The	111
Glen Tilt Lodge	383
Gloomy winter	447
Gobby O, The	683
Going to Donnybrook	684
Going to the well for water	859
golden castle, The	493
golden keyboard, The	113
goodnatured man, The	494
Gowrie	448
gravel walks, The	114
green flag flying before us, The	915
green groves of Erin, The	115
green linnet, The	116
green meadow, The	685
Greig's pipes	384
groom in his shirt, The	117
hag at the churn, The	686
hag with the money, The	687
hangmans noose, The	495
Hardiman the fiddler	884
harvest home, The	496
Harvey Street hornpipe, The	497
Haste to the wedding	688
Haud the lass till I come at her	385
hearty boys of Ballymoate, The	689
heathery breeze, The	118
Heathery cruach	119
Heave and go	562
Hedigan's fancy	885
Hewlett	982
Hide and go seek	690
high road to Galloway, The	120
high road to Linton, The	386
Highland black laddie	387
Highlander's kneebuckle, The	860
highlander, The	691

Highlanders farewell to Ireland, The	449
highlandman kissed his mother, The	388
hills of Clogher, The	121
hills of Lorne, The	961
hole in the hedge, The	692
holly bush, The	122
home ruler, The	498
Honey moon	123
Hooligan's jig	693
House of Gray, The	694
How is your mother?	695
How much has she got?	696
Hughie Shorty's reel	124
humours of Ballingarry, The	697
humours of Ballyloughlin, The	698
humours of Drinagh, The	699
humours of Ennistymon, The	700
humours of Kesh, The	701
humours of Kilclogher, The	702
humours of Listowel, The	563
humours of Scartaglen, The	125
humours of Tralibane, The	703
humours of Trim, The	704
humours of Tulla, The	126
humours of Westport, The	127
humours of whiskey, The	886
humours of winter, The	705
hunter's house, The	128
Hunting the hare	887
I buried my wife and danced on her grave	706
I'll buy boots for Maggie	564
I'll get wedded in my auld claes	707
Ian Powrie	389
Indeed then you won't	708
Independence Trail	1013
Ingonish jig, The	709
Inverness gathering, The	916
Irish girl, The	888
Irish waltz	940
Irish washerwoman	710
ivy leaf, The	129
Jack on the green	889

Jack's delight	499
Jack's the lad	500
Jackie Coleman's 1	130
Jackie Coleman's 2	131
Jackson's	132
Jackson's bottle of brandy	711
Jackson's morning brush	712
Jacky Tar	501
James Byrne's	890
Jean's reel	133
Jenny Dang the weaver	390
Jenny Latin	391
Jenny Nettles	392
Jenny picking cockles	134
Jenny Pippin	135
Jenny's chickens	393
Jenny's wedding	136
Jerry's beaver hat	713
Jessica's polka	565
Jig of slurs	714
Jim Keefe's	566
Jimmy Ward's jig	715
Jimmy's return	137
job of journey work, The	971
John Bowes	138
John Cheap the chapman	394
John Drury	981
John Kelly	990
John Kelly's	139
John Nugent	998
John O'Connor	999
John Ryan's	567
Johnnie Sullivan's	395
Johnny Allen's	140
Johnny Boyle's	716
Johnny has gone to France	141
Johnny O'Leary's	717
Johnny the jumper	718
Johnny Wilmot's fiddle	142
Johnny with the queer thing	143
Johnny's wedding	144
Jolly butchers	502

jolly joker, The	719
jolly little boy, The	503
jolly weaver, The	145
jug of punch, The	146
Julia Delaney	147
Jump at the sun	720
Just as the sun was setting	941
Kathleen Hehir's	861
Keep it up	396
Keep the country bonny lassie	397
Kerry cow, The	568
Kerry jig, The	721
Kerry polka	569
Kesh jig, The	722
kid on the mountain, The	891
Kildare fancy, The	504
Killavil fancy, The	148
Kilmaley	149
Kilnamona barndance	1014
king of the pipers, The	723
King's reel, The	398
Kings of Inishbofin, The	724
Kinnegad Slashers, The	725
Kiss me sweetheart	726
Kissing is the best of a'	399
Kitchen girl	150
Kitty in the lane	151
Kitty McGee	727
Kitty's wedding	505
kneebuckle, The	728
knocking hornpipe, The	1015
Knocknaboul polka 1	570
Knocknaboul polka 2	572
knotted cord, The	152
Kye comes home	450
Kylebrack Rambler, The	153
Lad O'Beirne's	154
Lad O'Beirne's hornpipe	506
Lad O'Beirne's jig	729
Lads in the kilt	730
lads of Leish, The	155
Lady Forbes	156

Lady from oceanside	157
Lady Gordon of Gordonstown	400
lady on the boat, The	731
lady on the island, The	158
laird o' cockpen, The	732
lakes of Sligo, The	573
Lamb skinnet	733
lame fisherman, The	159
lane to the glen, The	160
Langstrom's pony	734
Lannigan's ball	735
Largo's fairy dance	401
lark in the morning, The	736
lark on the strand 1, The	737
lark on the strand 2, The	738
lark on the strand 3, The	739
Larry O'Gaff	740
Larry Redican's 1	161
Larry Redican's 2	162
lass o' Corrie Mill, The	451
Last night's fun	163
Last night's fun	892
Launching the boat	164
laurel tree, The	165
Lawson's favourite	166
Leaps and bounds	402
Leather buttons	167
leg of the duck, The	741
Leslie's march	917
Lilli Burlero	742
lilting banshee, The	743
Limerick lasses, The	168
Liverpool hornpipe, The	508
Loch Leven castle	403
Longford collector, The	169
Longford tinker, The	170
Lord Elcho	404
Lord Gordon's reel	172
Lord Inchiquin	983
Lord Massereene	995
Lord McDonald (old)	452
luck penny, The	744

Lucy Campbell	173
Lucy Farr's	1016
MacAllum's	745
MacGregor's gathering	918
Mackilmoyle reel	175
Maggie Brown's favourite	993
Maggie in the wood	574
Maggie's pancakes	176
magic slipper, The	575
magpie's nest, The	177
Maguire's	746
Maguire's kick	747
maid at the well, The	748
maid behind the bar, The	178
Maid in the cherry tree	179
maid of Ardagh, The	576
maid of Mt. Cisco, The	180
maids Of Mitchellstown, The	181
Mairi's wedding	577
Major Mole	405
Malts on the optics	406
man from Bundoran, The	182
man of the house, The	183
Manchester hornpipe	509
Many's a wild night	578
maple leaf, The	184
Margaret's waltz	942
Marquis of Huntly, The	453
Martin Wynne's	185
Mary do it again	749
Mary Grace	186
Mary of the grove	187
mason's apron, The	188
Master Crowley's	189
Matt People's	190
Maude Miller	191
McDermot's reel	192
McQuillen's squeezebox	1017
meeting of the waters, The	919
Merrily kiss the Quaker	750
merry blacksmith, The	193
merry maiden, The	751

Metal bridge	752
Michael Rilly's	194
Micho Russell's quadrille	862
Midnight on the water	943
Mikey Callaghan's	510
mill burn, The	407
milliner's daughter, The	195
millpond, The	753
mills are grinding, The	196
minstrel boy, The	920
Miss Admiral Gordon's strathspey	454
Miss Betsy Robertson	197
Miss Dumbreck	408
Miss Galvin	198
Miss Lyall	455
Miss McLean	409
Miss McLeod's	199
Miss Monaghan	201
Miss Montgomery	456
Miss Murphy	997
Miss Patterson	202
Miss Ratray	410
Miss Susan Cooper	411
Miss Wallace	203
Mist covered mountains	944
mist on the mountain, The	754
Mixing the punch	755
Mo Ghile Mear	962
Moll Roe	893
Molly put the kettle on	204
Molly Rankin's	205
Monaghan jig, The	756
Money in both pockets	757
Money musk	206
monk's jig, The	758
Mooncoin jig, The	759
Morgan Magan	991
morning dew, The	207
Morpeth rant, The	208
Morrison's jig	760
mountain lark, The	209
mountain road, The	210

mountain rose, The	211
Mourne shore, The	963
mouth of the Tobique, The	212
moving bog, The	412
moving bogs, The	213
moving cloud, The	214
Mrs Dundas of Arniston	413
Mrs Hamilton of the Pitcaithlands	964
Mrs. Judge	986
Mrs. Maxwell	996
Mrs. McGee	761
Mrs. Power	1001
mucking o' Geordie's byre, The	762
Mug of brown ale	763
Munster buttermilk 1, The	764
Munster buttermilk 2, The	765
Munster Gimlet, The	895
Murphy's delight	766
Murphy's hornpipe 1	511
Murphy's hornpipe 2	512
Music for a found harmonium	1018
Music in the glen	215
musical priest, The	216
Mutt's favourite	217
My darling asleep	767
My love is but a lassie yet	1020
My Maryanne	218
My sweetheart Jane	219
Myra's jig	768
Napoleon crossing the Rhine	513
Ned Naughton's hornpipe	514
Neil Gow's wife	457
Nellie O'Donovan	220
Nellie's jig	769
Nelson's victory	515
Never was piping so gay	221
new copperplate, The	222
new Custom house, The	223
new-mown meadows, The	224
new-rigged ship, The	414
new-rigged ship, The	770
night before larry was stretched, The	965

nine points of roguery, The	225
Nora O'Neill	226
O! the britches full of stitches	579
O'er the hills and far away	921
O'Keefe's reel	228
Octopus' pipes	227
Off she goes!	771
Off to California	516
Old as the hills	772
old bush, The	229
Old Faithful	517
Old French	230
old grey cat, The	415
old grey gander, The	231
old grey goose, The	773
Old hag you have killed me	774
Old Joe's jig	775
old oak tree, The	232
old torn petticoat, The	233
one legged man, The	776
One too many	777
Orange and Blue	458
otter's holt, The	234
Ould Mike	235
Our cat has kitted	1021
Our highland cousins	236
Out on the ocean	778
Over the bridge to Peggy	237
Over the moor to Maggie	238
Over the waterfall	239
Paddy Canny's	240
Paddy Carey	779
Paddy Fahy's 1	241
Paddy Fahy's 1	780
Paddy Fahy's 2	242
Paddy Fahy's 2	781
Paddy Fahy's 3	243
Paddy Lynn's delight	244
Paddy O'Rafferty	782
Paddy O'Snap	896
Paddy on the turnpike	245
Paddy Ryan's dream	246

Paddy Taylor's	247
Paddy whack	783
Paddy's leather britches	784
Paddy's trip to Scotland	248
Padraig O'Keefe's 1	863
Padraig O'Keefe's 2	864
Padraig O'Keefe's 3	865
Pat Touhy's reel	249
Patsy Campbell	250
peacock's feather, The	518
peeler's jacket, The	251
Peerie house ahint the burn, The	416
Peggy on the settle	252
pet of the pipers, The	785
Petronella	417
Pig Town, The	253
pigeon on the gate, The	254
pinch of snuff, The	256
Pipe on the hob	786
piper's bonnet, The	787
piper's despair, The	257
Pitnacree ferryman, The	418
plains of Boyle, The	519
Planxty Davis	979
pleasures of home, The	258
pleasures of Hope, The	520
Poll Ha'penny	972
poor old woman 1, The	521
poor old woman 2, The	522
porcupine bit, The	1022
pretty girl, The	866
pretty maid milking her cow, The	945
Prince Charlie	419
Prince Charlie's welcome to the Isle of Skye	922
Providence, The	259
Puirt-a-beul	420
Pull down the blind	946
Punter's graveyard, The	260
pure drop, The	261
Put on your clothes	788
queen of the rushes, The	789
racers at Carrick, The	790

rakes of Clonmel, The	791
rakes of Kildare, The	792
rakes of Mallow, The	1023
Rakish Paddy	263
rambling pitchfork, The	793
rambling sailor, The	264
Rathlin Island	265
Rattling bog	580
reconciliation, The	523
red crow, The	266
Red house	1024
Red Lion	524
redhaired boy, The	525
Redican's mother	897
Rediggan's	267
Reel Beatrice	268
Reel de lapin	270
Reel de Ti=Jean	271
reel of Mullinavat, The	272
þÿ R e e l T i = Mÿý	273
Relativity	947
Repeal of the Union	274
return from India, The	421
Richard Brennan's	794
Richard Dwyer's	275
rights of man, The	526
rising sun, The	276
Road to Dundee	948
road to Lisdoonvarna, The	795
road to Lurgan, The	796
road to Sligo, The	898
road to the glen, The	277
road to the isles, The	923
Rob an Lugi	459
rocky road to Dublin, The	899
Rodney's glory	973
Roll her on the mountain	278
Rolling down the hill	279
Rolling in the barrel	280
Rolling on the ryegrass	281
Rory of the hills	924
Roscommon reel, The	282

rose in the heather, The	797
Roudledum	900
Rub the bag	974
Saddle the pony	798
sailor's bonnet, The	283
sailor's hornpipe, The	527
sailor's return, The	284
Saint Anne's reel	285
Saint Patrick's day	799
Salamanca, The	287
sally gardens, The	288
Sally Hunter	800
Sally in the Garden	289
Salmon tails up the water	460
Sarah	290
Sawney dear	291
Scartaglen jig, The	801
Scatter the mud	802
Scattery Island	867
scholar, The	292
Scotch Mary	293
Scotland the brave	925
Scottische au stockfish	1025
Sculley's reel	294
Seamus Cooley's jig	803
Sean Ryan's	528
Sean Ryan's	804
Sean sa cheo	295
Separation of soul and body	1004
Sergeant Early's dream	296
Sgian Dubh	805
Shandon bells	806
Sheehan's	297
Shetland fiddler	298
ship in full sail, The	807
ships are sailing, The	299
Si Bheag Si Mhor	1005
siege of Delhi, The	926
silver spear, The	300
silver spire, The	301
silver tip, The	302
Silvermore	901

Sir John Fenwick's the flower among them all	949
Sir John Malcolm	423
Sister Jean	424
Six mile bridge	303
Skibbereen lasses, The	304
Skye barbeque	425
Skylark, The	305
Sleepy Maggie	306
Slieve Russel	808
Sligo lasses, The	307
Sligo maid, The	308
Smash the windows	809
snow on the hills, The	810
Snug in the blanket	811
soldier's joy, The	529
Some say the devil is dead	1026
Sonny Brogan's mazurka	950
southern breeze, The	966
Spanish lady	582
Speed the plough	309
Spey in spate	426
Spike Island lasses, The	310
spinner's lilt, The	812
spinners delight, The	311
Spootiskerry	427
sport of the chase, The	902
sporting boys, The	312
Sporting Molly	313
Sporting Paddy	314
Sporting Peggy	315
St. Kilda wedding, The	422
stack of barley, The	530
stack of wheat, The	531
Stan Chapman's jig	813
star above the garter, The	814
Star of Munster, The	316
Staten Island hornpipe, The	532
Statia Donnelly	815
Statia Donnelly's jig	816
Steamboat quickstep	817
Steamboat, The	533
Stirling Castle	461

stool of repentance, The	818
strawberry blossom, The	317
Style of the Ballylanders	318
swaggering jig, The	903
swallow's tail, The	319
Sweeney's buttermilk	321
Sweeney's dream	322
Sweeney's wheel	323
Sweet Biddy Daly	819
Sweet Biddy of Ballyvourney	324
Sweet maid of Glendaruel	927
Swinging on a gate	325
Tail toddle	428
tailor's thimble, The	326
Tam Lin	327
Tansey's fancy	820
Tappit hen, The	821
tar road to Sligo, The	822
Tarbolton Lodge	328
Tatter the road	823
Taur polka	583
Tear the calico	329
temperance reel, The	330
Temple house	824
tenpenny bit, The	825
tent at the fair, The	331
thatcher, The	826
thistle, The	462
Thomas Judge	988
three captains, The	975
three little drummers, The	827
Tie the bonnet	332
Tie the petticoat tighter	828
Tim Moloney's	333
Timour the Tarter	334
Tip the cruiskeen	829
Tipperary hills	904
Tobin's favorite	830
Tom Billy's	831
Tom Ward's downfall	335
Tommy Bhetty's waltz	951
Tommy Peoples'	832

Tommy Peoples' 1	336
Tommy Peoples' 2	337
Tommy's Tarbuckus	534
Tonra's	833
top of the hill, The	834
Torry Burn lasses	338
Toss the feathers	339
Trim the velvet	340
Trip it up stairs	835
trip to Durrow, The	341
trip to Sligo, The	836
Tripping up the stairs	837
Tullamore piper, The	535
Tullochgorum	463
turnpike gate 1, The	343
turnpike gate 2, The	344
Union Street session	345
Untitled Air	967
Up against the Buachalawns	346
Up and away	584
Urchnoc chein mhic cainte	952
vanishing leprechaun, The	838
victor's return, The	839
Virginia reel, The	347
Wake up to Cape Breton	348
Walker Street	349
Wallace's Cross	585
Walsh's	536
Waltz of the toys	953
Wandering Willy	537
Was'nt she fond of me?	840
Washington	538
watchmaker, The	350
weaver, The	841
wedding ring, The	429
Welsh reel 1	351
Welsh reel 2	352
West Adam St. Club, The	464
West Fork gals	353
West of the River Shannon	954
Westphalia waltz	955
wheels of the world, The	354

wheels of the world, The	842
When you meet a pretty girl	968
Where did you find her?	539
Whiskey before breakfast	355
Whistler from Rosslea	356
whistling postman, The	843
white petticoat, The	844
Wicklow hornpipe, The	540
widow Brady, The	845
wild Irishman, The	357
Willie was a wanton wag	465
Wind on the heath	956
wind that shakes the barley 1, The	358
wind that shakes the barley 2, The	359
windmill, The	360
Winhams	586
wishing well, The	905
Wissahickon Drive	361
woman of the house, The	362
women's rock, The	363
woodchoppers reel, The	364
Woodcock, The	846
Wooden whale	430
woods of Kilkenny, The	541
wren's nest, The	847
wren's polka, The	587
Wullafjord	431
yellow goat, The	588
yellow tinker, The	365
You never saw her equal	366
Young Tom Ennis	848
youngest daughter, The	367



Created by Michael Eskin. Please click or scan to visit my home page.