


*DAD-Tuned Mountain Dulcimer
Cross-String Style
Interactive Edition*

The
King Street Sessions
Tunebook

or

More tunes than are good for you...



Collected and edited by Michael D. Long
Interactive edition by Michael Eskin

**Click here to download the original PDF of
"The King Street Sessions Tunebook"**

Click any tune title to play the tune

Click the >> on any tune page to jump to the Index

Click on any tune name in the Index to jump to the tune

These tunes assume a DAD-tuned instrument with a 6 1/2 Fret

**© 2000 Michael D. Long
Santa Cruz, California**

Interactive edition by Michael Eskin

Cover art courtesy of Peter Oostervink's web page


Around the world

The wise maid

Reel


(Ireland)

D D A D A




2 2 3 2 1 0 1 2 - - - - 2 1 0 - - - - - - - - 2 - 1 1 0
- - - - - - - - - 0 0 1 0 - - - - - - - - 2 - 1 0 - 1 - - -
- - - - - - - - - 0 1 2 3 2 0 1 - 0 - - - - - - -

D D A | 1




2 2 3 2 1 0 1 2 - - - - - 2 1 0 - - - - - - - - - - - - - -
- - - - - - - - - - 0 0 1 0 - - - - - - - - - - - - - - - - 2
- - - - - - - - - - 0 1 2 3 2 0 1 - - - - - - - - - - - - -

G D | 2 G D | D D A




- - - - 3 2 0 0 1 - - - - 3 2 0 2 - - - - 3 2 0 2 - - - - - - - - -
- 1 0 - - - - - - 1 0 - - - - 0 0 - - - - - 0 - - - - - - - -
0 - - - - - 0 - - - - - 0 - - - - - 0 2 4 2 3 2 1 3

D A D A G D D A



- 0 - - - - 0 2 - - - - - - 2 0 0 1 3 0 2 - - - - - - - - -
2 - 0 2 1 - - 1 0 2 1 0 - - - - - - 1 0 - - 0 0 2 4 2 3 2 1 0

G (D) | 1 D A D | 2 D A D |



- - - - - - - - - 3 2 - 1 2 0 2 - 2 - 1 3 0 0 1
1 2 - 2 - - - 1 0 - - 0 - - - - - 0 - 0 - - - - -
- 0 - 1 0 - - - - - - - - - - - - - - - - - - - - - - -

>>

Book: Irish Traditional Music Session Tunes

Source: Irish Traditional Music Session Tunes

Transcription: Transcription, arrangement, chords:Mike Long

The Bank of Ireland

Reel

(Ireland)

A G A | 1

1 0 2 0 0 1 2 0 1 3 1 3 0 3 1 3 0 2 0 0 1 2 0 1 3

D A D A D A A/C D

2 2 0 1 1 0 2 1 0 2 0 0 2 2 0 1 1 0 1 4 4 3 1 0 0

D A D A D G A D

2 3 4 2 1 2 3 1 0 2 1 0 2 0 0 0 0 2 0 0 1 2 3 4 2 3 1 0 2 1 0

Book: O'Neill's 1186

Source: O'Neill's 1186

Transcription: Transcription: Trish O'Neil, minor arr., chords: Mike Long

The Banshee

McMahon's

Reel

James McMahon

G C D C G C D

3 3 0 1 0 1 3 - 3 - - - - - 3 - - - 3 1 1 0 0 1

G C D C G C D

3 3 0 1 0 1 3 - 3 - - - - - 3 - - - 3 1 1 0 0

Am Em Em G

1 4 4 3 1 3 3 2 1 - 1 0 1 1 - 1 1 - 1 - 1

Em Am Em C G

1 1 0 1 1 - - - - - 1 1 0 1 1 - - - 3 -

1 - - - - 0 1 4 4 3 1 3 3 2 1 - - - - 0 1 3 1 0 - - -

C D

1 0 3 1 1 0 0

>>

Source: Various

Transcription: Transcription, arrangement, chords:Mike Long

Barrel Rafferty

Master McDermott

Reel

Sean Maguire & Liam Donnelly

The musical score is written for guitar in the key of D major (two sharps) and common time. It consists of five staves of music. Each staff has a treble clef and a key signature of two sharps. The music is a reel, characterized by its 8/8 time signature. The score includes guitar tablature and chord diagrams. The chords used are D, A, G, and D. The tablature includes various fret numbers and techniques such as triplets and accents. The score is arranged in a standard format for guitar, with the music on the top line and the tablature on the bottom line of each staff.

>>

Source: Bobby Casey and John Bowe "Bringing It All Back Home"

IrTrad; Philippe Varlet 6/97

Discography: Kevin Griffin: Down in Doolin

Bobby Casey and John Bowe "Bringing It All Back Home"

Transcription: Transcription:Philippe Varlet?, chords:Mike Long

The Barrowburn reel

Reel

The musical score consists of five staves of music in G major (one sharp) and 4/4 time. Each staff includes a melodic line and a corresponding fretting diagram below it. Chords are indicated above the notes.

- Staff 1:** Chords: D, G, D, A. Fretting: 0 0 1 2, 1 1 0 1, 0 0 1, 2 1 0.
- Staff 2:** Chords: D, G, D, A, G, D. Fretting: 0 0 1 2, 1 1 0 1, 2 4 2 1, 2 1 0.
- Staff 3:** Chords: A, D. Fretting: 2 0 1 1, 2 1 0, 2 2 3 2, 0 1 0.
- Staff 4:** Chords: G, (A), D, G, (A), D. Fretting: 3 3 4 3 1, 4 4 3 2 1 2, 3 3 4 3 1, 4 4 3 2 1 2.
- Staff 5:** Chords: G, D, A, D. Fretting: 3 4 3, 2 1 0, 0 1 0 1, 0.

>>

Source: John Chambers (jc_music.abc)

Transcription: Transcription:John Chambers?, chords:Mike Long

Belfast chicken

Reel

(Ireland)

D A D
C
D
D A D

C
D
G
D A D

C
D
G
A D

>>

Book: Kerr's Fourth
 Source: Kerr's Fourth
 Transcription: Transcription, chords:Mike Long

Big John McNeil

Reel

(Canada, USA)

A

- - - 1 2 1 - 1 - 1 - 1 2 1 - 1 - 1 2 1 - 1

0 0 2 - - - 2 - 0 - 2 - - - 2 - 0 2 - - - 2 -

D E A A (D) | 1

2 - - 2 1 0 - - - 1 2 1 - 1 - 1 - 1 2 1 - 1 - - - 0 - 1 0 2

- 0 6+ - - - 2 1 0 2 - - - 2 - 0 - 2 - - - 2 - 0 2 1 - 2 - - -

E A | 2 E A | A (D) A

1 - - - 1 - - - 1 - - - 1 - - - 0 - 0 - 0 2 - 1 - 2 - 1 - - - 0 - 0 - 0 2 -

- 6+ 1 - 2 0 0 - 6+ 1 - 2 0 2 - 0 - 0 - 0 2 - 1 - 2 - 1 - - - 4

- 0 - 0 - 0 2 - 1 - 2 - 1 - - - 0 - 0 - 0 2 -

A (D) A A (D) A D E A (D) A

- 0 - 0 - 6+ - 0 - 0 - 0 2 - - - 2 - 1 - - - 0 - 0 - 0 2 -

1 - 2 - 1 2 - - - 1 - 2 - 1 - - - 1 0 2 - 4 - 0 1 2 1 - 2 - 1 - - - 4

A (D) A A D | 1 E A | 2

- 0 - 0 - 6+ - 6+ - 6+ - - - 2 - - - 6+ - 2 -

1 - 2 - 1 1 2 - 4 - 4 - 2 1 0 - 0 1 2 - 4 - 0

E

1 0 6+ - 2 1 0 - 2 1

>>

Source: Various

Transcription: Transcription, arrangement, chords: Mike Long

Click the Tune Title to Play the Tune - Click >> to Jump to the Index

Billy Brocker's

Reel

Chords: D, G, A

Tablature: 0 2 2 - 2 - - 0 - - 1 0 - - 3 3 - 0 1 - - 0 2 1 2 3 1 2 1 0 -

Chords: A G D A D

Tablature: 1 2 3 1 2 0 0 - 0 0 1 2 4 4 2 1 - - - 1 - - - 0 - 0 1 2 4 4 2 0 - 0 1 2 4 4 2

Chords: A G D A D G

Tablature: 3 2 1 3 2 0 0 - 0 0 1 2 4 4 2 1 - - - 1 - - - 2 2 4 3 2 3

Chords: D A

Tablature: 4 2 3 1 2 1 0 1 -

>>

Source: Henrik Norbeck's abc files
 Discography: Tommy Keane: The Piper's Apron
 Bothy Band: Old Hag You've Killed Me
 Transcription: Transcription:Henrik Norbeck, rearrangement, Chords:Mike Long

The black haired lass

Reel

(Ireland)

The musical score consists of five staves of music in the key of D major (two sharps) and 4/4 time. Each staff includes a treble clef, a key signature of two sharps, and a common time signature. The music is written in a simple, rhythmic style. Above each staff are guitar chords (A, G, D) and below each staff are fret numbers (0-3) indicating fingerings for the guitar. The chords are placed above the notes they apply to. The fret numbers are placed below the notes. The music is divided into measures by vertical bar lines. The first staff has 8 measures, the second 8 measures, the third 8 measures, the fourth 8 measures, and the fifth 4 measures. The chords are: A (1st staff), G (2nd staff), A (3rd staff), D (4th staff), G (5th staff), D (6th staff), A (7th staff), D (8th staff), A (9th staff), G (10th staff), D (11th staff), A (12th staff), D (13th staff), A (14th staff), D (15th staff), A (16th staff), D (17th staff), A (18th staff), D (19th staff), A (20th staff).

>>

Book: O'Neill's 1326

Source: O'Neill's 1326

Discography: Altan: Blackwater

Transcription: Transcription:Trish O'Neil, chords:Mike Long

Bobby Casey's

Reel

The musical score is written in treble clef with a key signature of two sharps (F# and C#) and a common time signature (C). It consists of five systems of music, each with a staff of notes and a corresponding line of guitar chords and fretting diagrams. The fretting diagrams use numbers 0-5 to indicate finger positions on the strings, with dashes representing open strings. The chords are labeled with letters: D, G, A, and Em.

System 1: Chords D, G, D, A, D, G, D, A. Fretting: 0 2, 0 1 1 0 1, 0 2 0 1 0, 0 2 0 1 0, 0 2 4 2 1 0.

System 2: Chords D, G, D, A, D, G, D, A. Fretting: 0 2, 0 1 1 0 1, 0 2 0 1 2 3, 2 3 4 2 3, 2 1, 0 1 2 0 1 0.

System 3: Chords D, A, D, A, D, Em. Fretting: 0 0, 0 1 2 3 4 2 3 1, 0 2 0 1.

System 4: Chords G, A, D, G, D, A, D, G. Fretting: 1 1, 1 0 1, 0 2 0 1 2 3 1, 2 1 0 2 1 0, 0 1, 0 1, 0 2 5 4 2 5.

System 5: Chords A, D. Fretting: 4, 2, 1, 3, 2, 0, 0.

>>

Book: Irish Traditional Music Session Tunes 3 p24
 Source: Richard Darsie's web page
 Transcription: Transcription, Slight arr., chords:Mike Long

Boil the breakfast early

Reel

The musical score consists of six systems, each with a treble clef staff and guitar chords indicated above the notes. Fret numbers are written below the notes. The key signature has one sharp (F#) and the time signature is common time (C).

System 1: Chords: G, D, G, C, G, D. Fret numbers: 1 0, 3 1, 3 0 0, 3 1 1, 6 1 0, 3 1, 3 0 0.

System 2: Chords: C, D, G, D, G, C, G, D. Fret numbers: 3 1 1, 6 1 0, 3 1, 0 0, 3 1, 6 6, 6 3, 2 1 0.

System 3: Chords: C, D, D, G, D. Fret numbers: 3 1 1, 6 6, 0 2 0 1 0, 0 1 2 3, 2 1 0, 2 0 1 0.

System 4: Chords: C, D, D, G, D. Fret numbers: 3 1 1, 6 6, 0 2 0 1 0, 0 1 2 3, 2 3 4, 2 3 1 2 0 1 0.

System 5: Chords: C, D. Fret numbers: 6 6 6, 0 1 1, 0 0 0, 0 0 0, 0 1 2 1, 0 0 0.

System 6: Chords: C, D. Fret numbers: 3 1 1, 6 6, 0 0 0, 0 0 0, 0 0 2, 6 3 2, 1 0 1 0.

>>

C (D)

3 1 1 6 - -

- - - - 1 0

- - - - - -

Source: Various

Discography: Chieftains- Boil the breakfast early

Transcription: Transcription, arrangement, chords:Mike Long

>>

The bonnie boy

Reel

(Ireland)

See also: Because he was a bonny lad

The musical score is written in G major (one sharp) and common time. It consists of five systems of guitar tablature. Each system includes a treble clef staff with a key signature of one sharp (F#) and a common time signature. The tablature is written in a standard six-string format. Chords are indicated by letters A, D, and E above the staff. Triplets are marked with a '3' above the notes. The tablature includes various fret numbers (0-6) and accidentals (sharps and naturals). The first system has chords A, D, E, and A. The second system has chords E, A, A, D, E, A, and D. The third system has chords E, A, A, A, E, and A. The fourth system has chords D, A, A, D, E, A, and D. The fifth system has chords E and A. The score ends with a double bar line.

>>

Book: Krassen O'Neill's p139

O'Neill's 1438

Source: O'Neill's 1438

Transcription: Transcription:Bob Safranek, chords:Mike Long

Bonnie Kate

Reel

(Ireland, Scotland)

D D A D G

3

2 1 0 1 2 0 1 2 0 0 2 2 1 1 2 0 0 0 0 0

A D G D A D G | 1

3

2 1 0 1 2 1 0 2 1 0 0 2 2 1 1 2 0 0 1 1 0 1 0 0 0 0 0 0

A D | 2 A D

3 3

2 1 0 1 2 2 1 0 1 2 0 1 2 3 4 2 0 2 3 4 2 0

D A G A D D

3

2 4 3 2 1 1 2 3 3 2 3 5 4 3 2 1 0 0 1 2 3 4 2 0 2 3 4 2 0

D A G | 1 A D | 2 A D

2 4 3 2 1 0 1 2 3 3 2 3 5 4 3 2 1 0 0 1 2 3 2 1 0 0

>>

Book: Roche 1 n182

Joyce, P. W.; "Old Irish Folk Music and Songs", n126 as "Reel"

Kerr's Fourth p7

O'Neill's 1277

Ceol Rince 1 n174, n176

Fiddler's fakebook

Source: My arrangement from various sources

Transcription: Transcription, arrangement, chords:Mike Long

>>

The boy in the gap

The boy in the gaf

Reel

(Ireland)

D C D C

0 2 3 - - - - 6 - 3 1 6 1 3 1 0 2 3 - - - - 6 - 3 1 1 2 3 1
 - - - - 0 - - - - 0 - - - - 0 - - - - 0 - - - -
 - - - - 0 1 0 - - - - - - - - - - - - - - 0 1 0 - - - - - - - - - -

D C D C D

0 2 3 - - - - 6 - 3 1 6 1 3 1 0 1 2 - - - - 6 - 3 1 1 0 0
 - - - - 0 - - - - 0 - - - - - - - - - - 0 - - - - 0 - - - -
 - - - - 0 1 0 - - - - - - - - - - - - - - 0 1 0 - - - - - - - - - -

D A

-
 2 3 2 1 0 1 2 0 1 0 - - - - 2 1 0 1 2 - - - - 2 - -
 -

D A

-
 1 4 4 3 1 4 4 3 2 3 2 1 0 2 1 3 2 0 1 0 - - - - 2 1 0 1 2 - - - - 1
 -

A D || 2 A C

- 3 1 1 0 0 - 3 1 1 2 3 1
 0 - - - - - 0 - - - - -
 -

Source: hnreel~1.abc

Discography: Chieftains 1 (?)

Transcription: Transcription:Henrik Norbeck, chords:Mike Long

>>

The boys of Malin

Reel

(Ireland)

The musical score is written in G major (one sharp) and 4/4 time. It consists of five systems of music, each with a treble clef staff and guitar tablature below. Chord diagrams are placed above the staff at the beginning of each system. The tablature uses numbers 0-6 and symbols like '+' for natural harmonics. The score includes repeat signs and a first ending bracket.

System 1: Chords A, D, E, A. Tablature: 0 1 2 - - 0 2 - - - - - 2 1 0 1 2 - - 0 2 - - 0 1 - - 1

System 2: Chords E, E, A, A, D. Tablature: - - 1 2 - 1 6+ 1 - - - - - 2 0 - - 0 1 2 - - 4 - - 1 - - 1 4 4 - 2 - - 6+ - 6+

System 3: Chords A, E, A, A, D. Tablature: - 0 0 - 0 2 - - - - - 2 0 - - 0 1 2 - 6+ - 0 0 - 0 2 - - - 6+ - 6+

System 4: Chords D, E, A, A, E. Tablature: - - 6+ - - - - 2 - 2 1 2 - 2 1 0 - 2 - 0 - 2 - 0 - 2 - 0 - 2 - - 1 2 1 4 2 - 1 2 0 1 - 0 - - - 0 - - - - 1 - 1 - 1 - 1 - 1 - 1 0 - - -

System 5: Chords A, D, E. Tablature: 0 - 2 - - 0 - 2 - - - - - 2 0 1 2 - 2 1 - - - 2 1

>>

Source: Richard Darsie's web page
 Discography: Fiddlesticks CD
 Transcription: Transcription, minor arr., chords:Mike Long

The boys of the lough

Reel

(Ireland, Scotland, Cape Breton)

The musical score consists of six staves of music in the key of D major (two sharps) and 4/4 time. The notation includes treble clefs, a common time signature 'C', and various musical symbols such as slurs, accents, and repeat signs. Chord diagrams are placed above the notes, and fret numbers are written below the staff lines. The score is divided into sections by repeat signs and bar lines. A double bar line with a '2' above it indicates a second ending. A double bar line with a '1' above it indicates the end of a phrase. A double bar line with a '>>' symbol indicates a jump to the index.

Chord diagrams shown above the staves include: D, G, A, and D.

Fret numbers shown below the staves include: 0, 1, 2, 3, 4.

G D A D
 - - - - - - - - - 2 2 - 2 2 1 0 1 2 0
 - 2 1 0 1 2 - 1 0 - - - - 2 2 - 2 2 1 0 1 2 0
 0 - - - - - 0 - - - - 0 -

Source: Johnny Wilmot recording...Simplified...
 Transcription: Transcription, arrangement, chords:Mike Long

>>

Brenda Stubbert's

Reel

Jerry Holland (Cape Breton)

Am G

1 0 1 0 3 0 0 1 0 1 0 1 0 0 1 3 1 0 1 3 3 1

(C) G Am G

1 0 1 3 3 1 0 1 0 3 0 1 0 1 0 1 0 1 0 3 1 0 1 0

Em Am Am

1 0 1 0 0 1 0 0 0 0 4 3 4 3 1 4 3 1 3

G (C) G Am

3 1 0 1 3 3 1 1 0 1 3 3 0 0 0 0 4 3 1 4 3 1 4

G Em Am Am

3 1 0 3 1 0 1 1 0 1 0 0 1 0 0 0 4 3 4 3 1 4 3 1 3

G (C) G Am

3 1 0 1 3 3 1 1 0 1 3 3 0 1 0 0 0 1 0 1 0 1 0 0 4

>>

G Em Am

- - - - 3 - - - - - - - - - - - - - - - -
 - - - - 1 - - 0 1 - - - - - - - - - - - - - - - -
 3 1 0 - - - - - 1 0 - - 1 - - - - -

Book: Jerry Holland's collection of fiddle tunes
 Source: Jerry Holland's collection of fiddle tunes
 Transcription: Transcription, tildes, chords:Mike Long

>>

Brosnan's

Reel

John Brosnan (Ireland)

Chords: Bm, A, F#m, A, Bm, A, F#m, Bm, Bm, (G/F#), A, Bm, A, F#m, Bm.

Tablature (Staff 1):
 0 2 1 1 0 1 2 0 1 2 0 1 0 2 2 1 0 2 0 0 2 1 0

Tablature (Staff 2):
 2 0 0 0 2 0 1 1 0 1 2 0 1 2 2 1 0 2 1 0 2 1 0

Tablature (Staff 3):
 2 1 1 0 1 1 0 1 2 0 1 0 1 2 0 1 2 3

Tablature (Staff 4):
 2 5 2 4 2 1 3 2 1 1 2 1 1 2 0 2 1 1 0 1 2 0 1

Tablature (Staff 5):
 2 5 2 4 2 1 3 2 0 1 0 2 2 1 0 2 1 1 0 1 1

>>

Source: My arrangement from various sources

Discography: John Brosnan "The Cook in the Kitchen"

Transcription: Transcription, arrangement, chords: Mike Long

The bucks of Oranmore

The bucks of Cranmore

Reel

(Ireland, Scotland)

D A D

0 1 0 0 0 1 0 1 0 0 1 0 1 0 0 0 1 2 0

G A D D A D

1 3 2 0 1 0 0 1 0 0 0 1 0 1 0 0 1 0 1 2 3 2 0 0 1

G A D D A D

0 1 2 0 1 0 0 2 1 0 0 2 0 1 1 0 2 1 0 0 1 2 0

G A D D A D

1 3 2 0 1 0 0 2 1 0 0 2 0 1 1 0 1 2 3 2 0 0 1

G A D D Bm D

0 1 2 0 1 2 3 4 5 4 2 0 1 0 0 2 4 5 4 2 0 1 4 5 4 2 0 1 0 0 2

G A D D G D

3 2 1 2 0 1 1 4 5 4 2 0 1 0 0 2 4 5 4 2 0 1 4 5 4 2 0 1 0 0 2

>>

G A D A D G D A

3 2 1 2 0 1 0 - 0 1 - 2 3 2 0 2 1 2 1 0 1 2 3 2 0 2 1 0 - 0 2 3 2 0 2 1 2 1 0 2

G A D A D G D A

3 2 1 2 0 1 0 - 0 1 - 2 3 2 0 2 1 2 1 0 1 2 3 2 0 2 1 0 - 0 2 4 4 5 2 4 2

G A D D G D A

3 2 1 2 0 1 0 - 0 0 - 0 2 0 1 0 2 0 0 - 0 2 0 1 0 - 0 0 - 0 2 0 1 0 1 2

G A D G D

3 2 1 2 0 1 0 - 0 0 - 0 2 0 1 0 2 0 0 - 0 2 0 1 0 - - 0 2 4 4 5 2 4 2

G A

3 2 1 2 0 1 0 - 0 1 - 0 1 0 1 0 - 1

>>

Book: O'Neill's 1199
 Roche 1 n149
 Kerr's Fourth p9, p19
 Ceol Rince 2 n248
 Source: My arrangement from various sources
 Discography: Show the Ladies
 Transcription: Transcription, arrangement, chords:Mike Long

Bunker Hill

Reel

APB Brendan Mulvihill

The musical score for 'Bunker Hill' is presented in six systems, each consisting of a treble clef staff with a key signature of one sharp (F#) and a common time signature (C). The score includes guitar tablature and chord diagrams for the following chords: C, D, G, and C. The tablature uses numbers 0-6 to indicate fret positions, with 'x' for muted strings and '~' for accents. Trills and triplets are also indicated. The score concludes with a double bar line.

System 1: Chords C, D, C, D, C. Tablature: 6 0 | 3 1 1 0 0 | 1 2 3 0 1 1 | 6 6 0 1 0 3 3.

System 2: Chords C, G, C, C, G, D. Tablature: 0 1 0 0 | 3 6 6 6 6 | 3 6 6 6 3 | 0 0 2 0 0.

System 3: Chords D, G, C, D, G. Tablature: 0 0 0 | 2 3 0 1 1 0 1 | 6 6 6 6 6 6 | 0 1 0 1 1 0 1 0.

System 4: Chords C, D. Tablature: 1 2 3 0 1 | 4 3 2 0 0 | 2 0 4 0 2 0 0 | 4 3 2.

System 5: Chords C, C, G, D, D, C. Tablature: 3 1 1 3 5 1 2 | 3 5 1 3 5 4 3 | 2 0 0 0 | 6 0 1 1 0 1 1.

System 6: Chords D, G, C. Tablature: 0 1 0 1 3 0 3 | 1 2 3 0 1 6.

>>

Source: Brendan Mulvihill:The Flax in Bloom
Discography: Brendan Mulvihill:The Flax in Bloom
Transcription: Transcription, chords:Mike Long

>>

Butter and peas

Reel
APB James Kelly

(Ireland)

Am D G C D G

1 - - - - 3 2 1 0 2 - - 6 - - 3 - 3 1 6 - 3 2 0 1 2 3 3 0 3
 - 0 0 0 1 0 - - - - 0 - - 1 0 - 1 - - - 0 - - - - - -
 - - - - - - - - - - 0 - - - - - - - - - - - - - - - -

G Am D

3 3 - 3 1 6 - 3 2 1 0 2 - - 6 - -
 - - 1 - - - 0 - - - - - 0 - - - 1 0
 - - - - - - - - - - 0 - - - - - - - - - -

G C D G G C G D

3 - 3 1 6 - 3 2 0 1 2 3 3 0 3 - - - - 6 - - - - - - 6 - - 3
 - 1 - - - 0 - - - - - - - - - - 1 - 1 - 1 - - - - - - 1 - 1 0 -
 - - - - - - - - - - - - - - - - - 0 - 0 - 0 - 0 1 2 3 0 1 0 - - - - -

G C G D G C D G

- - - - 6 - - - - - - 6 - - 3 0 3
 1 - 1 - 1 - - - - - 1 - 1 0 - 1 - - - - - 1 - 0 - - - - -
 - 0 - 0 - - 0 1 2 3 0 1 0 - - - - - - 0 1 2 3 1 0 - - - - - - - -

>>

Source: James Kelly: Capel Street
 Discography: James Kelly: Capel Street
 Transcription: Transcription, chords:Mike Long

Casey the whistler

Reel

(Ireland)

The musical score is written in treble clef with a key signature of one sharp (F#) and a common time signature (C). It consists of four staves of music. Above the first staff are chords: D, C, Am, C, D, C. Above the second staff are chords: Am, D, D, Am, D. Above the third staff are chords: D, Am, D, C, D, Am, D, Am. Above the fourth staff are chords: D, C, C. The music includes various rhythmic patterns, including triplets and slurs. Fret numbers are indicated below the notes. A double bar line with repeat dots is present at the end of the second staff. A double arrow symbol (>>) is located to the right of the third staff.

Book: O'Neill's 1333

Source: O'Neill's 1333

Transcription: Transcription: Trish O'Neil, chords: Mike Long

Castle Kelly

Reel

Am G Am G (Em)

Am G Am G (Em)

A D Am G A D

Em A D Am G Am G

(Em)

>>

Book: ?

Source: Xerox of uncertain origin

Transcription: Transcription, chords:Mike Long

Castleconnell lasses

Reel

(Ireland)

Chords: D, D, A, D, A, Bm, D, D, A, A, Bm, Bm, A, Bm, A, A, Bm

Fretting numbers (row by row):
 Row 1: 0 2 0 4 2 0 0 2 0 1 - - - 0 2 0 4 0 2 0 1 - - -
 Row 2: 0 2 0 4 0 2 0 0 2 0 1 - - - 0 1 2 3 4 3 4 2 1 - - -
 Row 3: - 1 - 1 - - 1 0 1 2 - - 2 0 2 - - 1 - 1 - 1
 Row 4: 2 - 0 - 2 0 - - 0 1 - - 0 2 2 0 2 - - 2 - 1 2 - - -
 Row 5: 1 - - - 2 1 1 - - 1 - 1 - 1 - 1 0 1 2 - - 2 0 2 - - 0 - 0 - - 1 4 2
 Row 6: 1 - - - 2 - 0 - 2 - 2 - 1 - 1 - - -

>>

Book: Joyce, P. W.; "Old Irish Folk Music and Songs"
 Source: joycei~1.abc
 Transcription: Transcription:??, chords:Mike Long

The cat that ate the candle

Reel

Em D A | 1

1 - 1 1 1 0 1 2 - - 2 0 1 2 0 1 - - - - 3 2
 -
 -

C || 2 C Em D

3 - - 2 3 1 1 0 3 - - 2 3 1 1 - - - - - - - - - - - - - - - - - -
 - 1 0 -
 -

A C | 1 C || 2 C

- - - - 6 - - 2 3 - - 2 3 1 1 0 3 - - 2 3 1 1
 - 1 - 1 - 1 0 - - - 1 0 - - - - - - - - - - 1 0 - - - -
 1 - 0 -

>>

Source: Larry MacDonagh, Ballinacfad, Co. Sligo (?)

IrTrad

Discography: Altan, The First Ten Years, 10a

Transcription: Transcription:Jerome Colburn, chords:Mike Long

Christmas eve

Tommy Coen's reel

Reel

Tommy Coen (Ireland)

The musical score is presented in six systems, each consisting of a treble clef staff with a key signature of one sharp (F#) and a common time signature (C). The notes are accompanied by guitar chords and fret numbers. The chords used are G, D, G, G, (C), G, C, D, Em, Am, C, D, G, Am, C, G, D, G, G, C, and G. Fret numbers are indicated below the notes, often with dashes to indicate fingerings. Some notes have a tilde (~) above them, indicating a grace note. The score includes repeat signs and a double bar line with repeat dots at the end of the piece.

System 1: G, G, (C), G
 System 2: G, D, G, G, (C), G, C
 System 3: D, G, Em
 System 4: Am, C, D, G
 System 5: Am, C, G, D, G
 System 6: G, C, G

>>

D G C G
 2 - - 2 - - - 3 3 - 3 - - - - - - - - - - - - - - -
 - 0 0 - 0 0 1 - - - 1 2 - - - - - - - - - - - - - - 1
 - - - - - - - - - 0 - - - 0 1 3 3 1 3 0 3 5 4 3 4 2 3 1 0 -
 D G
 -
 0 1 3 1 3
 - - - - -
 - - - - -

Book: Ceol Rince 2 n140
 Source: My arrangement from various sources
 Discography: Show the ladies
 Transcription: Transcription, arrangement, chords:Mike Long

>>

The clock in the steeple

Reel

(Ireland)

The musical score consists of five staves of music. Each staff contains a line of music with guitar tablature below it. Chords are indicated by letters A, D, E, and (A) above the notes. The tablature uses numbers 0-6 and symbols like '+' and '3' for techniques like natural harmonics and triplets. The key signature is three sharps (F#, C#, G#) and the time signature is common time (C). The piece concludes with a double bar line on the fifth staff.

>>

Book: O'Neill's 1248

Source: O'Neill's 1248

Transcription: Transcription, minor arr., chords:Mike Long

The clumsy lover

Reel

Neil Dickie

The musical score for 'The clumsy lover' is presented in six systems, each consisting of a treble clef staff with a key signature of two sharps (F# and C#) and a common time signature (C). Below each staff is a line of guitar tablature, with numbers 0-4 indicating fret positions. Chord diagrams (A, D, G) are placed above the staffs to indicate the harmonic structure. The score includes repeat signs and a double bar line with repeat dots at the end of the fifth system.

System 1: Chords: A, D, A, G. Tablature: 2 - - - - 2 1 0 | - - - - - - - - | 2 - - - - 2 1 0 | - 1 2 - 2 1 | - 1 1 2 1 - - - | 0 2 2 0 4 2 0 2 | - 1 1 2 1 - - - | 0 - - - 0 - - -

System 2: Chords: A, D, A, G, A. Tablature: 2 - - - - 2 1 0 | - - - - - - - - | 2 - - - 2 - - - 1 | 1 0 0 1 0 - - - | - 1 1 2 1 - - - | 0 2 2 0 3 2 1 0 | - 1 1 - 0 0 - - - | - - - - - 1 0

System 3: Chords: A, D, A. Tablature: 2 - - - - - 2 0 | - 0 - - - - - - - | 2 - - - - - - 2 0 | - 1 1 4 4 1 - - - | 0 - 0 2 4 2 0 2 | - 1 1 4 4 1 - - -

System 4: Chords: G, A, D, A, G. Tablature: - 1 2 - 2 1 | 2 - - - - - 2 0 | - 0 - - - - - - - | 2 - - - 2 - - - 1 | 0 - - 0 - - - | - 1 1 4 4 1 - - - | 0 - 0 2 4 2 0 2 | - 1 1 - 0 0 - -

System 5: Chords: A, G, A, D. Tablature: 1 0 0 1 0 | - - - - 1 0 | 2 - - - 0 - 2 0 | - - - - - - - - | - - - - - - - - | - - - - - - - - | 2 3 3 2 1 0

System 6: Chords: A, G, A, D. Tablature: 2 - - - 0 - 2 0 | - 1 2 - 2 1 | 2 - - - 0 - 2 0 | - - - - - - - - | - - - - - - - - | - - - - - - - - | 0 2 3 3 2 1 0

>>

The image shows a guitar score in D major, consisting of three systems of music. Each system includes a treble clef staff with a key signature of two sharps (F# and C#), a melody line, and a corresponding fretting diagram below it. Chord names (A, G, D, E) are placed above the staff to indicate the harmonic structure. The fretting diagrams use numbers 0-4 to represent fret positions on the strings.

System 1: Chords A, G, A, A. Fretting diagrams include sequences like 2-1-1-2-0-0-1-1-0-0-1-0 and 2-4-4-2-4-4-2-4.

System 2: Chords D, A, E, A. Fretting diagrams include sequences like 0-4-4-0-4-4-0-4 and 1-2-4-4-0-4-1-4.

System 3: Chords D, A, G, A. Fretting diagrams include sequences like 0-4-4-2-4-4-0-4 and 2-1-1-0-3-1-1-0-0-1-0.

Source: from Barra MacNeills' Traditional Album- rearranged mdl

My arrangement from various sources

Transcription: Transcription, arrangement, chords:Mike Long

>>

Coachman's whip

Reel

(Ireland)

Chords: G, Em, D, G

Chords: G, Em, G, D, G

Chords: G, Em

Chords: G, D

Chords: D, G

>>

Book: Music from Ireland Vol. 3
 Source: Music from Ireland Vol. 3
 Transcription: Transcription, chords:Mike Long

The college groves

The new demesne

Reel

(Ireland)

The musical score is presented in six systems, each with a treble clef staff and guitar tablature below. The key signature is one sharp (F#) and the time signature is common time (C). Chord diagrams are placed above the staff at the beginning of each system. The tablature includes fret numbers (0-6) and rhythmic markings such as accents (~) and slurs. A repeat sign with first and second endings is used in the second system. The final system concludes with a double bar line.

System 1: Chords D, C, D, C. Tablature: 0 2 1 0 - 0 2 0 | 1 6 1 - 1 6 1 | 0 1 2 - - - | 6 - 3 1 1 0 6 1

System 2: Chords D, C, D, C, D. Tablature: 0 2 1 0 - 0 2 0 | 1 6 1 - 1 6 1 | 0 1 2 - - - | 6 - 3 1 1 0 0

System 3: Chords C, (D), D, C, D. Tablature: 6 - 3 1 1 0 0 - | - - - - - - - - | - 6 6 - - - - | - - - - - - - -

System 4: Chords C, D, D, C, D, G. Tablature: 6 - 3 1 2 0 0 - | - - - - - - - - | - 6 6 - - - - | - - - - - - - -

System 5: Chords C/A, D, D, C, D. Tablature: - - - - - - - - | - - - - - - - - | - - - - - 6 6 | - - - - - - - -

System 6: Chords C, D, D, C, D, G. Tablature: 6 - 3 1 1 0 0 - | - - - - - - - - | - - - - - 6 6 | - - - - - - - -

>>

A D D A
 4 2 3 1 2 0 0 1 2 0 2 2 0 2 1 2 0 2 1
 D C D D A
 6 3 1 1 0 0 2 0 2 0 2 0 2 1 2 2 2 1
 2 0 2 2 0 1 0 2 0 2 0 2 0 2 1 1 1 1
 D G | 1 A D | 2 A D
 0 2 1 3 2 4 3 5 4 2 3 1 2 0 0 1 4 2 3 1 2 0 0

Book: Fiddlers Fakebook

Krassen O'Neill's

O'Neill's 1208

O'Neill's 1209

Source: Henrik Norbeck?? Kevin Burke??

Discography: Kevin Burke: If the Cap Fits

Transcription: Henrik Norbeck(?), Arr., chords: Mike Long

>>

Colonel

Reel

(Ireland)

The musical score for 'Colonel' is presented in three systems. Each system consists of a treble clef staff with a key signature of two sharps (F# and C#) and a common time signature (C). The music is a reel, characterized by its 4/4 time signature and rhythmic patterns. Chord diagrams are placed above the staff at the beginning of each measure. Below the staff, guitar tablature is provided, using numbers 0-6 to indicate fret positions. The first system includes chords A, E, A, D, and E. The second system includes chords A, E, A, D, and E. The third system includes chords A, D, E, A, D, and E. The score concludes with a double bar line and repeat dots.

>>

Book: Kerr's Fourth

Source: Kerr's Fourth

Transcription: Transcription, arrangement, chords:Mike Long

Colonel Rodney

Reel

(Ireland)

A Bm D

2 0 0 0 0 - 0 2 - - - 6+ - - - 2 - - 1 1 1 1 - 1 - - - 6+ - - -
 - - - - 1 - - 1 1 4 - 4 2 1 0 - 0 - - - 2 - 0 1 2 1 2 - 4 2 1 0

A D A E A

2 0 0 0 0 - 0 2 - - - 6+ - - - 2 - - - 6+ - - - - 6+ - 2 0 0
 - - - - 1 - - 1 1 4 - 4 2 1 0 - 0 1 2 - 4 5 4 2 1 2 - 1 - - -
 4

A Bm

- 2 - 0 - 2 - - 0 6+ 0 - 0 - 6+ - - - 1 - - - -
 1 - 1 - 1 - 1 4 - - - 2 - 1 - 2 0 2 - 2 0 2

E A D A

- 1 - 1 6+ 1 - 1 - - - 2 - - - 2 - - - 6+ - - - 2 - - - 6+ - - - -
 5 - 4 - - - 2 - 1 2 1 - 1 4 1 - 1 1 4 - 4 2 1 0 - 0 1 2 - 4 5 4 2

E A

- - - 6+ - - - - - - - - - -
 1 2 - - 4 1 - 2 0 0 - - -

>>

Book: O'Neill's 1263
 Source: O'Neill's 1263
 Transcription: Transcription:Trish O'Neil, chords:Mike Long

Come west along the road Over the moor to Peggy

Reel

The musical score consists of four staves of music in G major (one sharp) and 4/4 time. The first staff begins with a treble clef and a key signature of one sharp (F#). The music is in a reel form, indicated by the double bar line with repeat dots. The first system includes a first ending bracket over the final two measures, labeled '1 Am D', followed by a second ending bracket labeled '2'. The second staff continues the melody with a treble clef and a key signature of one sharp. The third staff continues the melody with a treble clef and a key signature of one sharp. The fourth staff is a single line of music in G major, likely representing a bass line or a specific guitar part, with a treble clef and a key signature of one sharp. Chords are indicated above the notes, and fret numbers are written below the notes. A double arrow symbol '>>' is located to the right of the third staff.

Book: Ceol Rince 2 n206
 Source: Ricker ABC
 Discography: Arcady: Many Happy Returns
 Show the Ladies
 Transcription: Transcription:??, chords:Mike Long

The Congress reel

Reel

The musical score is presented in five systems, each with a treble clef and a key signature of one sharp (F#). The time signature is common time (C). The notation includes eighth and sixteenth notes, with some notes beamed together. Chords are indicated above the staff, and fret numbers are shown below. Some notes have a '3' above them, indicating a triplet. The first system has a double bar line with repeat dots. The second system has a double bar line with repeat dots. The third system has a double bar line with repeat dots and a '>>' symbol to its right. The fourth system has a double bar line with repeat dots. The fifth system has a double bar line with repeat dots.

System 1: Am, Am, G, F/A, G
 - - - 3 - - 6 - 3 3 3 - - -
 - 0 0 - 0 1 - - - - - - - - - - - - - - - 0 0 - 0 0 1 - - - 0 1 -
 1 - - - - - 0 1 4 4 2 3 1 0 3 1 - - 1 - - - - - - - - - - - - - - 0

System 2: Am, Am, G, F, E/G, Am
 - - - 3 - - - - - - - - - - - - - - - 6 - 6 - - - - - 6 - - 3 - - -
 - 0 0 - 0 1 - - - - - - - - - - 1 - 1 - - - - - 0 1 - 0 1 -
 1 - - - - - 0 1 4 4 2 3 1 0 - - - - 0 1 3 1 0 - - - - - - - - 0

System 3: Am, G
 -
 1 4 4 3 4 4 3 1 4 4 2 3 1 0 3 1 3 0 3 1 3 0 3

System 4: Em, Am, Am, G, F
 - 6 - 6 - - - - -
 - 1 - 1 - - - - -
 1 4 4 2 3 1 0 3 1 4 4 3 4 4 3 1 4 4 2 3 1 0 - - - - 0 1 3 1 0

System 5: E/G, Am
 6 - - - - 3 -
 - 0 1 - - 0 - - - - 1 - - - - - - - - - - - - - - - 0 - - -
 - 0

Source: My arrangement from various sources
 Transcription: Transcription, arrangement, chords:Mike Long

The Connemara stockings

Winter apples
The Galway reel

Reel

The musical score is presented in five systems, each consisting of a treble clef staff with a key signature of one sharp (F#) and a common time signature (C). The notes are written in a style typical of guitar tablature, with stems and beams. Above the notes, guitar chords are indicated: G, D, C, Em, and D. Below the notes, fret numbers are provided for each string, with dashes representing open strings. The score includes repeat signs and ends with a double bar line.

System 1: Chords G, G, D, G, C. Fret numbers: 0 3 2 3 1 0, 3 2 3, 3 1 0, 3, 0 1, 0 1 4 4 3.

System 2: Chords D, G, G, D, G, C. Fret numbers: 2 0 1 2 3 4 5 4, 3 2 3 1 0, 3 2 3, 3 1 0, 3, 0 1, 0 1 4 4 3.

System 3: Chords D, G, Em, D. Fret numbers: 2 0 1 2 3, 1 2, 3 5 1 2 3 5 1 3, 2 0 4 0 2 0 4 0.

System 4: Chords Em, D, Em, G, D. Fret numbers: 3 5 1 2 3 5 1 3, 4 2 0 2 2 1 1, 3 5 5 5 4 3, 2 4 4 4 3 2.

System 5: Chords G, D, C, D. Fret numbers: 3 5 4 3, 2 4 3 2, 1 0 1 2, 3 4 5 4.

>>

Book: Pubscouts

Krassen O'Neill's p153

O'Neill's 1513

Roche 1 n151

Source: Roche 1 n151

My arrangement from various sources, mainly Roche

Discography: Chieftains 1

Transcription: Transcription, arrangement, chords:Mike Long

>>

The contradiction

Miss Gunning's fancy reel

Reel

(Ireland)

A E A D A E

3 3

- - - - - 1 1 0 - 1 - - - - - - - - - - - - - - - -
 - - - - - 2 2 1 0 1 - - - - - 2 - 0 2 - - - - - 2 2 1 0 6+ 0 1 2
 1 - - - - - - - - - - - - - - - - 0 2 1 0 - - - - - - - - - - -

(D) (A) A E A D A E

6+ - - - - - 1 1 0 - 1 - - - - - - - - - - - - - - - -
 - - - - - 2 2 1 0 1 - - - - - 2 - 0 2 - - - - - 2 2 1 0 6+ 0 1 6+
 0 1 2 - 4 2 1 0 - - - - - - - - - - - 0 2 1 0 - - - - - - - - - - -

(D) A A E

- 1 - 1 - 1 -
 - - - - - 2 0 0 6+ - 0 0 - 0 2 0 6+ 1 - 1 - 1 - 6+
 4 2 1 - - - - - 4 - - - - - 4 - - - - - - - - - - - - - - - -

A E A A E

- - - - - 1 - - - - - - - - - - - - - - - - 1 - 1 - 1 -
 - 0 0 - 0 2 0 6+ 1 - 1 2 0 0 6+ - 0 0 - 0 2 0 6+ 1 - 1 - 1 - 6+
 4 - - 4 - - - - - - - - - - - 4 - - - 4 - - - - - - - - - - -

A D E A A

- - - - - - - - - - - - - - - - - 1 2 - - - - - - - - - - -
 - 6+ - - - - - 2 - - - - - 6+ 0 - - - - - - - - - - - - - - - -
 4 - 2 1 2 1 0 - 0 - - - - - 1 - - - - - 4 1 6+ 1 4 1 6+ 1

>>

E A D (E) A A

5 1 7 1 5 1 7 1 6+ 1 8 1 6+ 1 8 1 0 - - - - - 1 - - - - - 2 - - - - - 2 - - - - -

D E A D (E) A A

- - - - - 1 1 - - - - - 2 - - - - - 2 - - - - - - - 6+ - - - - - 2 - - - - - 2 - - - - -

0 - - - - - - 1 2 1 - 1 2 1 2 4 - 5 4 2 1 0 - 1 2 1 - 1 2 1

D E A D E A

- - - - - 1 1 - - - - - 2 - - - - - 6+ - - - - - 6+ - - - - -

2 - 4 1 - - - - - 1 - 1 4 2 0 2 4 - 5 1 - 4 1 2 0

>>

Book: O'Neill's 1503
 Kerr's Second p31
 Source: O'Neill's 1503
 Transcription: Transcription:John B. Walsh, Chords:Mike Long

The convenience

Reel

(Ireland)

D A/G G/A D A (G) D
 0 1 0 0 1 0 3 2 1 0 0 0 0 1 0 0 1 0 2 1 0 0
 0

D A (G) D | 1
 0 2 2 0 2 1 0 2 0 2 1 3 1 1 0 2 2 0 2 1 0

A (G) D | 2 A (G) D D
 2 0 1 2 0 0 2 0 1 2 0 1 2 3 4 0 0 0 0 0 0 0

A D G A D D
 0 0 0 0 0 0 0 0 0 2 0 0 0 1 2 3 4 0 0 0 0 0
 1 1 1 1 4 3 2 1 0 0 0 0 1 2 3 4 4 4 4 4 4

A D G A D
 0
 3 3 2 4 2 3 5 4 3 2 0 1 0

>>

Source: Gill Pearson

Richard Robinson's web page/abc file

Transcription: Transcription, modifications, chords:Mike Long

Cooley's reel

Reel

Em D

0 1 - - - 1 - - - - 3 2 1 0 - 0 - 0 - 0
 - - 1 1 0 1 - 1 1 0 1 - 1 0 - - - 0 - 1 - 0 -
 - - - - - - - - - - - - - - - 0 - - - - - - - - -

Em D G

3 2 1 0 2 - - - 2 0 1 - - - 1 - - - - - - - - - 2
 - - - - 0 - 0 - - - 1 1 0 1 - 1 1 0 1 - - - - - 2 - 1 0 -
 - - - - 0 - - - - - - - - - - - - - - 0 1 2 3 4 2 1 - 0 - - -

D Em Em

0 1 2 0 1 -
 - - - - - - - - - - - - - - 3 2 1 - - - 1 3 2 3
 -

D Em

3 2 0 2 - - - 2 - - - - - - - - - - - - - - -
 - 1 1 - - - 1 0 1 0 - 0 - 0 - 0 1 0 - 0 - - - - - 1 1 - 1 - 1
 1 - - 3 1 0 - - - - - - - - - - - - - - 0 1 2 3 1 - - 1 - 3 -

D G D Em

1 1 1 - - - - - - - - - - - - - - 2 0 1 2 0 1
 1 - - 0 1 2 3 4 2 1 - 0 - - - 2 1 0 - - - - - - - - -

Book: Fiddler's Fakebook
 Source: My arrangement from various sources
 Transcription: Transcription, arrangement, chords:Mike Long

The copperplate

Reel

Am G Em (G)

Am G Am

Am Am G

Em (G) Am

G Am

Fretting diagrams (fingerings) are provided for each note in the score.

>>

Book: The Irish Fiddle Book

Source: Richard Darsie's web page

Transcription: Transcription, chords: Mike Long

The corner house

Reel

(Ireland)

The musical score consists of five staves of music in G major (one sharp) and 4/4 time. The chords and fret numbers are as follows:

- Staff 1:** Chords: Am, G. Fret numbers: 0 3 1 0 0 3 6 6 3 1 3 3 2 3 0 1.
- Staff 2:** Chords: Am, C, G. Fret numbers: 6 3 3 1 0 1 3 6 1 4 4 3 1 3 3 1 0 0 1 2 3 1.
- Staff 3:** Chords: G, Am, Am. Fret numbers: 0 1 1 0 1 2 0 1 4 4 3 4 3 4.
- Staff 4:** Chords: Em, G, Am. Fret numbers: 5 3 4 5 3 1 0 0 0 1 0 0 1 2 3 2 4 3 0 0 1 4 4 3 4 3 4.
- Staff 5:** Chords: Em, G, G, Am. Fret numbers: 5 3 4 5 3 1 0 0 1 0 1 2 3 1 0 1 1 0.

>>

Book: Ceol 1 120
 Source: hnreel~1.abc
 My arrangement from various sources
 Transcription: Transcription, arrangement, chords:Mike Long

Courting them all

Rachael Rae

John Grady's downfall

Reel

(Ireland)

D D A D G | 1

A D | 2 A D D

G A D A D D

Book: Krassen O'Neill's p149

O'Neills 1489

Kerr's First p4

Ceol Rince 2 n174


Source: Krassen O'Neill's


Transcription: Transcription, chords:Mike Long


Craig's pipes


Reel


(Ireland)











>>

Book: Irish Traditional Music Session Tunes 2 n9
 Source: Irish Traditional Music Session Tunes 2 n9
 Transcription: Transcription, minor arr., chords:Mike Long

Cronins

Reavy's

Reel

(Ireland)

0 1 3 - 3 - 3 - 3 6 - 6 - - - - - 6 - 3 - 3 - 3
- - - 1 - - - 1 - - 1 - - - - - - 1 - - - 1 - -
- - - - - 0 - - - - - 0 1 2 3 1 0 - - - 0 - - -

D G C G D
2 1 0 - 0 - 0 - 0 3 - 3 - 3 - 3 6 - 6 - - - - - - - - 6 - 2
- - - 0 - 1 - 0 - - 1 - - - 1 - - 1 - - - - - - 0 - -
- - - - - 0 - - - - - - - - 0 1 2 3 1 0 3 2 3 1 - - -

G D G G
3 - - 2 3 - - - - - 1 - - - - - 6
- 1 0 - - - - - 0 3 2 3 1 0 1 - -
- - - - - - - - - - - 0 - - - - - - - - - - -

C G D G
- - - - - - - - - - - 3 2 1 0 - 0 - 0 - 0 3 - 3 - 3 - 3
- - - - - - - - - - - - - - - 1 - - - 0 - 1 - 0 - - 1 - - 1 - -
0 1 3 5 4 3 0 3 5 4 3 2 3 0 - - - - - - - - - - - 0 - - -

C G D G D G
6 - 6 - - - - - - - - - 6 - 2 3 - - 2 3
- 1 - - - - - - - - - - - 0 - - - - - 1 0 - - -
- - - 0 1 2 3 1 0 3 2 3 1 - - - - - - - - - - -

>>

Book: Music from Ireland Vol. 3

Source: My arrangement from various sources

Transcription: Transcription, arrangement, chords:Mike Long

The crooked road (to Dublin)

Reel

G D G F G D | 1

3 3 2 3 - 2 3 2 3 - - 6 - 3 - 3 2 3 - -
 - - - - 0 - - - - 0 - - 0 - 0 - - - 0 - -
 - - - - - - - - - - 0 - - - - - - - 3

C D | 2 C D | G D G D

- - 6 - - 6 - - - - - - - - - - - - - - - -
 - - 0 - 1 - 0 - - - - 0 - 1 - - - - - - - - - -
 2 0 - 0 - - - 2 0 - 0 - - 0 3 3 2 3 4 2 0 3 3 4 3 2 1

G D C D G D G D

- - - - - - - - - - 6 - - 6 - - - - - - - - - -
 - - - - 0 - 1 - - - - - - - - - - - - - - - -
 0 3 3 2 3 4 3 2 0 - 0 - - 0 3 3 2 3 4 2 0 3 3 4 3 4

G D

- - - - - - - - - - - - 6 - - 6 - -
 - - - - - - - - - - - - - - 0 - 1 - - - - - -
 5 3 4 2 3 5 4 3 2 0 - 0 - 0 1 - 0

Source: ricker~3.abc, hnreel~1.abc(?)
 Transcription: Transcription:??, chords:Mike Long

D G D G G D

6 - 6 - - 3 - - 6 - 2 3 0 - 0 3 - - 6 - - - 6 - - - 6 2
 - - - 2 - - 1 - - 1 - 0 1 - 0 - - - 1 - - 0 1 - - - 1 - - - - -
 2 1 0 - 0 - - 0 - - - - - - - - - - - - - - - 0 3 - - 0 1 0 - -

G

- 3 3 2 3
 0 - - - - -
 - - - - -

Source: Richard Darsie's web page
 Transcription: Transcription, chords:Mike Long

>>

Crossing the Shannon

Reel

(Ireland)

The musical score consists of five staves of music in the key of D major (two sharps) and 4/4 time. The notation includes treble clefs, a common time signature, and various musical symbols such as slurs, accents, and repeat signs. Below the notes are guitar chords and fretting diagrams. The chords are: D, A, G, and D. The fretting diagrams use numbers 0-4 to indicate finger positions on the strings. The score is divided into two systems of two staves each, with a double bar line and repeat sign between the first and second systems.

>>

Book: Music from Ireland Vol. 3
Source: Music from Ireland Vol. 3
Transcription: Transcription, chords:Mike Long

Crowley's

Reel

(Ireland)

D
G
D
(A)
D
G
A
(G)

0
1
1
0
0
2
1
0
0
2
3
0
1
0
1
2
0
2
1
3
2
1
0
1

D
G
D
(A)
D
G
A
(G)

0
1
1
0
0
2
1
0
0
2
3
0
1
0
1
2
0
2
1
3
2
0
0
1

D
G
A
D
G
A
(G)

2
4
3
2
3
1
0
2
1
0
0
2
0
2
2
3
2
3
4
2
3
1
2
0
0
1

D
G
A
D
G
A
(G)

2
4
3
2
3
1
0
2
1
0
0
2
2
4
3
2
3
4
2
3
1
2
0
0
1

>>


Source: John Doyle Video & Pubscouts
 Transcription: Transcription:Mark Boronkay, Mike Long, Chords:Mike Long

The cup of tea

Reel


(Ireland)

Em D




- - 3 2 3 1 1 2 3 1 - 1 3 1 1 - - 3 2 3 1 1 3 2 0 - 3 2 0 0
 1 0 - - - - - - - - 1 - - - - 1 0 - - - - - - - - 0 - - - -

Em D




- - 3 2 3 1 1 2 3 1 - 1 3 1 1 - - 3 2 3 - - - - 3 2 0 0
 1 0 - - - - - - - - 1 - - - - 1 0 - - - 0 1 2 - - 1 0 - - - -
 - 0 - - - -

D A D Bm D G



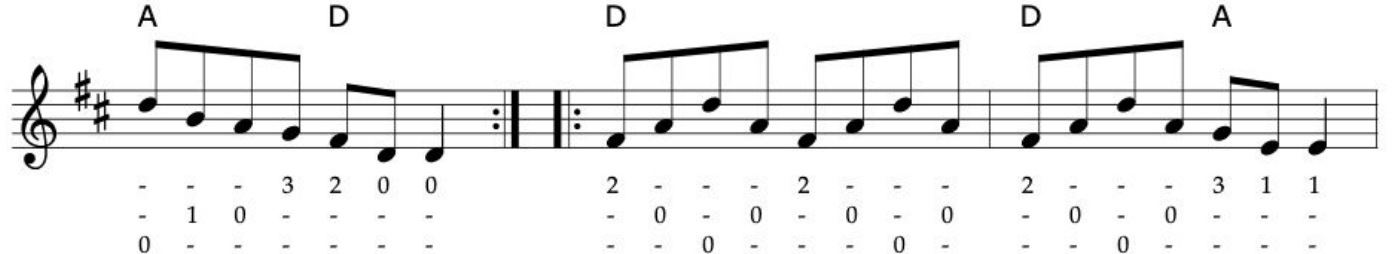
-
 0 1 2 3 2 0 1 - 0 1 2 3 2 - - - 1 1 - - - - - - - - 2

A D D G D A D G




- - - 3 2 0 0 -
 - 1 0 - - - - - - - - - - - - - - - - 2 - - - - - - - - - - - 2
 0 - - - - - - - - 0 1 2 3 2 0 1 - 0 2 4 2 3 2 3 4 2 3 1 2 0 1 -

A D D D A



- - - 3 2 0 0 2 - - - 2 - - - 2 - - - 3 1 1
 - 1 0 - - - - - - - - 0 - 0 - 0 - 0 - 0 - 0 - 0 - - - -
 0 - - - - - - - - - - - 0 - - - 0 - - - 0 - - - 0 - - - -

D G A D D D A



2 - - - - - - - - - - - 3 2 0 0 2 - - - 2 - - - 2 - - - - - - -
 - 0 - 0 1 0 1 2 - 1 0 - - - - - - - 0 - 0 - 0 - 0 - 0 - 0 - - - -
 - - 0 - - - - - - - 0 - - - - - - - - - - 0 - - - 0 - - - - 0 - - 0 1 2 1 1

>>

G A D
 - - - - - - - 2 3 - - 3 2 0 0
 - - - 2 - 1 0 - - 1 0 - - - - -
 2 0 1 - 0 - - - - - - - - - - -

Source: PubScout's & Irish Traditional Music Session Tunes
 Transcription: Transcription, arrangement, chords:Mike Long

>>

The Curragh races

Reel

(Ireland)

The musical score is written in G major (one sharp) and 2/4 time. It consists of five staves of music. Each staff contains a line of musical notation with guitar-style chord diagrams and fingering numbers (0-3) written below. The chords are: Am, G, Am, G, Am, G, Am, G, Em, Am, C, C, G, C, Am, C, G, Am, G, Em, Am. The score includes triplets and slurs. A double bar line with repeat dots is present after the second measure of the third staff. A double arrow '>>' is located to the right of the third staff.

Book: O'Neill's 1276

Source: O'Neill's 1276

Transcription: Transcription: Trish O'Neil, Chords: Mike Long

The curvy road to Corinth

Reel

Larry Unger (USA)

The musical score consists of five systems of guitar tablature. Each system includes a treble clef staff with a key signature of one sharp (F#) and a common time signature (C). Chords are indicated above the staff, and fret numbers are written below the staff lines. The systems are as follows:

- System 1:** Chords: Em, D, Em, C, D. Fret numbers: 1-1-1-1, 0-0-0-0, 1-1-1-, 2-1-0-, 3-2-0.
- System 2:** Chords: Em, D, C, G, D/B. Fret numbers: 1-1-1-1, 0-0-0-, 1-1, 3-2-1-0, 0-1-0-.
- System 3:** Chords: C, G, Am. Fret numbers: 1-2-3-1, 3-0-0-0, 3-0, 1-2-3-1.
- System 4:** Chords: Bm, C, G, D. Fret numbers: 2-1-0-0, 2-1-2-3-1, 3-0-0-0, 3-0-1-1, 0-1-1-0.
- System 5:** Chord: Bm. Fret numbers: 1-0-3-2-1-0.

>>

Book: The Portland Collection

Transcription: Transcription:Mike Long , chords:The Portland Collection

Dance around Molly

Reel

(USA)

Chords: A, D, A, E, A, D, A, E, A, A, D, A, E, A, E, A

Tablature: 0 0 2 - 0 - 2, 1 0 2 1 0, 0 0 2 - 0 - 2, 1 0 2 1 0, 1 0 1 2 0, 1 0 1 2 0, 6+, 4 4 4 5 4 2, 2 1, 2 0 1 0, 4 4 4 5 4 2, 6+, 2 1, 2 1, 2 1, 0, 6+, 2 1, 2 1, 0, 6+, 2 1, 2 1, 0

>>

Source: Xerox of uncertain origin
 Transcription: Transcription, chords: Mike Long

Dandy Denny Cronin

Reel

(Ireland)

The musical score consists of five staves of music in the key of D major (one sharp) and 4/4 time. The notation includes treble clefs, a common time signature 'C', and various musical symbols such as slurs, accents, and repeat signs. Chords are indicated by letters (A, G, D) above the notes. Fret numbers are written below the notes, often with dashes to indicate fingerings. The score concludes with a double bar line and repeat dots.

Chords and fret numbers for each staff:

- Staff 1: A (0 0), G (3 1 2 0), A (1 1 2), A (1 1 2), G (3 1 2 0), A (1 0 0)
- Staff 2: A (0 0), G (3 2 3 0), D (0 1 2 3), G (3 1 2 0), G (3 1 2 0), A (1 0 0)
- Staff 3: A (4 1 2 3), G (4 3 1 2), G (0 1 0 1), A (4 1 2 3), A (4 1 2 3), G (4 1 2 3)
- Staff 4: (D) (3 1 2 0), A (4 1 2 3), A (4 1 2 3), G (3 1 2 0), G (3 1 2 0), A (0 1 2 3), D (0 1 2 3), G (4 1 2 3)
- Staff 5: G (3 1 2 0), A (1 0 0)

>>

Book: O'Neill's 1467

Source: O'Neill's 1467

Transcription: Transcription:Bob Safranek, chords:Mike Long

Denis Lanctot's

Reel

Jerry Holland (Cape Breton)

<http://www.capebretonet.com/Music/Holland>

The musical score consists of five staves of music in the key of D major (one sharp) and 2/4 time. Each staff includes a treble clef, a key signature of one sharp (F#), and a common time signature (C). The music is written in a single melodic line. Below each staff are guitar chords and fret numbers for the left hand.

Staff 1: Chords: D, C, D. Fret numbers: 3 2 0, 0 0 0 2, 3 1 6 0 1 2 3, 0 2 1 0 2 3.

Staff 2: Chords: A, G, D, C, D. Fret numbers: 2 0 1 2 3 5 4 3, 0 0 0 2, 3 1 6 0 1 2 3, 3 2 0 0 0 2.

Staff 3: Chords: G, A, D, G/D, D. Fret numbers: 1 0 1, 2 0 0, 2 3 4 5 4, 4 0 0 0 0.

Staff 4: Chords: C, D, C, D, G/D, D. Fret numbers: 6 6 6 6, 3 2 1 3, 2 4 5 4 4 0 2 4, 3 1 3 2 0 0 2, 3 4 5 4 4 0 0 0.

Staff 5: Chords: C, D, C, D, C, D. Fret numbers: 6 6 6 6, 3 2 1 3, 2 4 2 3, 6 1 3, 4 2 3 1 2 0 0.

>>

Source: toront~3.abc

Discography: Fiddler's Choice, Fiddlesticks Music

Transcription: Paul Stewart Cranford, chords: Mike Long

Dick Gossip's reel

Reel

The musical score for "Dick Gossip's reel" is presented in five staves, each with a treble clef and a key signature of two sharps (D major). The time signature is common time (C). The score includes guitar chords and fret numbers for each note.

Staff 1: Chords: D, A, D, G, A. Fret numbers: 0 1, 2 4 2 3 2 1 0, 2 4 2 3 2 1 0, 1 1 1 2 3 2 1 0.

Staff 2: Chords: A, G, D, A, D, G, A. Fret numbers: 1 0 1 2 3 2 1 0, 2 4 2 3 2 1 0, 2 4 2 3 2 1 0, 2 0 1 2 3 1 1.

Staff 3: Chords: G, D, G, D, G. Fret numbers: 0 0 2 0 0 1, 0 0 2 0 1 2, 3 1 1 3 4 3 3 2 1 0.

Staff 4: Chords: A, G. Fret numbers: 2 1 0 0 0 0, 2 1 0 1 2 3 2 1 2, 3 1 1 3 4 3 1 1 3 2 1 0.

Staff 5: Chords: A, G, D. Fret numbers: 2 0 1 2 3 1 1, 0 0 2 0.

>>

Source: local sessions

Transcription: Transcription, arrangement, chords:Mike Long

Dinny O'Brien's reel

Reel

Chords: D, C, D, Am, C, D, C, Am, D, D, C, Am, C, D, C, Am, D

Tablature: 6-0-1-0, 6-6-3-1, 0-2-0-0-2-0, 1-2-3-6, 6-3-1-0-0, 2-0-0-0-0-0, 0-1-2-0-1-2-3-0-1, 6-6-6-1-0-1-2, 6-6-6-3-1, 0-1-2-0-1-2-3-0-1, 3-3-1-3, 2-0-0, 0-0-0, 0-0-0, 0-0-0, 6-0-0, 0-0-0

Source: Richard Darsie's web page
 Transcription: Transcription, chords: Mike Long

Dr. Gilbert's

Reel

The musical score for 'Dr. Gilbert's' Reel is presented in five staves. Each staff contains a melodic line in treble clef with a key signature of one sharp (F#) and a common time signature (C). Below each staff are guitar chords and fret numbers for the left hand. The chords used are Em, D, G, Am, and Bm. The fret numbers are indicated by dashes for open strings and numbers 0-5 for fretted notes. The score includes repeat signs and accents (~) over certain notes.

Staff 1: Em, D, Em, G
 Staff 2: Em, D, Em, G, D, G
 Staff 3: D, Em, Em
 Staff 4: D, G, D, Am, Em, D, Bm
 Staff 5: D, Am, G, D, Em

>>

Book: Irish Fiddle Book

Source: Irish Fiddle Book

Transcription: Transcription, chords: Mike Long

Dr. Taylor

Reel

(Ireland)

G C G D G C C D

3 2 3 1 3 0 2 3 - - 6 - - 2 3 2 3 1 3 0 6 - 6 - - 6 - - 2
 - - - - - - - - - - 1 - - 1 0 - - - - - - - - 1 - - 1 - 1 0 -
 - - - - - - - - - - - 0 - - - - - - - - - - - 0 3 - - - - -

G C G D G C D G

3 2 3 1 3 0 2 3 - - 6 - - 2 3 2 3 - - 6 - - - - - 6 - - 3 3
 - - - - - - - - - - 1 - - 1 0 - - - - 0 1 - - - - - 0 1 - -
 - - - - - - - - - - - 0 - - - - - - - - - 0 1 2 3 0 - - - -

G C C D G C D G

- - - - - - - - - - 6 - - 3 - 3 1 3 - - - - - - - - - - 6 - 3 3
 - - 1 - - - 1 - - 0 1 - 0 - - - - - - - - - 1 - - - - 1 - -
 3 0 - 0 1 0 - 0 - - - - - - - - - 3 2 3 0 1 0 - 0 0 1 0 - - - -

G C C D G C D

- - - - - - - - - - 6 - - 3 - 3 1 3 0 1 2 3 - - 6 - - - - - - - - -
 - - - - - - - - 1 - - 1 0 1 - 0 - - - - - - - - 0 1 - - - - - 1
 3 2 1 2 0 1 0 - 0 - - - - - - - - - - - - - - - 0 1 2 3 5 4 2 3 1 0 -

>>

Book: O'Neill's 1359
 Source: O'Neill's 1359
 Transcription: Transcription: Trish O'Neil, minor arr., chords: Mike Long

Dowd's #9

The cow with the crooked horn

Reel

(Ireland)

D G D A D G A

0 2 - 2 3 2 1 2 0 2 - - - 3 0 2 - 2 3 3 - - 3 2 0 - - - 1
 - - 0 - - - - - - - 0 - 0 1 - - - 0 - - - 1 0 - - - 0 1 2 -
 - - - - - - - - - - 0 -

D G D A D G A D

0 2 - 2 3 2 1 2 0 2 - - - 3 0 2 - 2 3 3 - - 3 2 0 1 0 0
 - - 0 - - - - - - - - - 0 - 0 1 - - - 0 - - - 1 0 - - - - - - -
 - - - - - - - - - - 0 -

D G D A D G

-
 2 0 0 3 4 3 2 0 0 2 1 - - 1 2 0 0 3 2 1 0

A D D G D A G D | 1

-
 2 - - - - - 2 - - - - - 2 0 - - 0 1 - - 0 - 1
 - 1 4 3 2 0 0 - 0 2 4 2 3 2 1 3 2 1 0 2 1 - - - - - 0 - - 0 -

A D | 2 A

- 3 2 0 1 0 0 - 3 2 0 - - - 1
 0 - - - - - 0 - - - - 0 1 2 1
 -

Book: Music of Corktown
 Bulmer & Sharpley 4 (?)
 Source: My arrangement from memory
 Discography: Matt Molloy & Sean Keane: Contentment is Wealth
 Davy Spillane: Shadow Hunter
 Transcription: Transcription, arrangement, chords:Mike Long

Down the broom

The crosses of Annagh

Reel

(Ireland)

Am G Em G

1 - - - - - - - - - - - - - - 6 - 3 3 3 3 1 1 0 - 0 3 - - 3
 - 0 0 0 1 - - - - - - - - - - 1 - - - - - - - - - - - - 1 - - 0 1 -
 - - - - - - 0 1 3 3 1 3 0 -

Am G Em Am

1 -
 - 0 0 0 1 -
 - - - - - - 0 1 3 3 1 3 0 3 1 3 3 0 3 5 3 3 1 0 - - - - - - - -

Am G

-
 4 1 4 4 3 1 3 4 3 5 3 4 3 1 2 3 0 3 - 3 0 3

Em G Am G

-
 3 1 4 2 3 1 0 3 4 1 4 4 3 1 3 4 3 5 3 4 3 1 3 0 3 3 0 3 5 4

Em Am

-
 3 1 0 1 1 0 0

>>

Book: Ceol Rince 3 #171
 Source: bernie~1.abc
 Discography: (S?) Paddy Canny and Peter O'Loughlin, Clare (fiddles)
 Fintan Vallely: Traditional Irish Flute Music
 Transcription: Transcription:Bernie Stocks, chords:Mike Long

Drag her round the road

The shores of Lough Graney

Reel

(Ireland)

The image displays a musical score for a reel in the key of D major (one sharp) and common time (C). It consists of four staves of music. The first three staves are in treble clef, and the fourth is in bass clef. Above the notes, guitar chords are indicated: Em, D, G, C, and D. Below the notes, fret numbers are provided for each string. The first staff includes a first ending bracket with a repeat sign and a second ending bracket. The second staff has a tilde (~) above a note. The third staff has a tilde (~) above a note. The fourth staff has a tilde (~) above a note. The score concludes with a double bar line.

>>

Book: Ceol Rince 1 n112

Source: hnreel~1.abc

Discography: Four Men and a Dog: Shifting Gravel

Molloy, Peoples, Brady

Transcription: Transcription:Henrik Norbeck?, chords:Mike Long

Drowsy Maggie 1

Reel

(Ireland, Scotland)

The musical score for 'Drowsy Maggie 1' is presented in six systems, each consisting of a treble clef staff with a key signature of two sharps (F# and C#) and a common time signature (C). The tablature is written below the staff, with fret numbers (0-4) and bar lines. Chord names (Em, D, G, A, G/C) are placed above the staff to indicate the harmonic structure. The first system includes a repeat sign with a first ending bracket. The final system concludes with a long note held across several measures.

System 1: Em Em D Em | 1 G D || 2
 1 - 1 - 1 - 1 | 1 - 1 - 2 0 2 | 1 - 1 - 1 - 1 | ~ - - - - 2 0
 - 1 - - 1 - | - 1 - 0 - - - | - 1 - - 1 - | 1 0 1 2 - 0 - -
 - - - 0 - - - | - - - - - - - | - - - 0 - - - | - - - 0 - - -

System 2: G/C D | D A D A D A
 ~ - - - - 2 - | - - - - 2 - 2 | - - - - - - - | - - - - 2 - 2
 1 0 1 2 - 0 - 0 | 0 2 0 - 1 - 2 | 0 1 2 3 4 2 3 1 | 0 2 0 - 1 -

System 3: G D A D A G
 ~ - - - - 2 - | - - - - 2 - 2 | - - - - - - - | - - - - 2 - 2
 1 0 1 2 - 0 - 0 | 0 2 0 - 1 - 2 | 0 1 2 3 4 2 3 1 | 4 2 3 1 2 0 1 -

System 4: A D A D A D A
 ~ - - - - 2 0 | - - - - 2 - 2 | - - - - - - - | - - - - 2 - 2
 1 0 1 2 - 0 - - | 0 2 0 - 0 1 - | 0 1 2 0 2 4 4 2 | 0 2 0 - 0 1 -

System 5: G D A D A G
 ~ - - - - 2 - | - - - - 2 - 2 | - - - - - - - | - - - - 2 - 2
 1 0 1 2 - 0 - 0 | 0 2 0 - 0 1 - | 0 1 2 0 2 4 4 | 5 3 4 2 3 2 1 0

System 6: A
 ~ - - - - - - - | - - - - - - - | - - - - 2 - 0 | - - - - - - -
 1 - - - - 0 - 1 - 2 | - - - - 0 - - - | - - - - - - - | - - - - - - -
 - - - - - - - | - - - - - - - | - - - - 0 - - - | - - - - - - -

>>

Book: O'Neill's 1425

Lots o' books

Source: O'Neill's 1425

Transcription: Transcription, chords:Mike Long

>>

Drowsy Maggie 2

The reel with the birl

Tom Clair's Maggie

Reel
APB The Chieftains

(Ireland)

The musical score consists of four staves of music in the key of D major (two sharps) and 4/4 time. Each staff includes a treble clef, a key signature of two sharps, and a common time signature. The music is written in a standard notation style with eighth and sixteenth notes. Below each staff is a line of guitar tablature, where numbers 0-4 represent fret positions on the strings. Chord diagrams (Em, D, G) are placed above the staff lines. The first two staves have a tilde (~) above the first note of each measure. The third staff includes a measure with a chord diagram labeled (A). The fourth staff ends with a double bar line.

Chord diagrams: Em (E2, G2, B2), D (D2, F#2, A2), G (G2, B2, D3).

Staff 1: Em D Em G D
 Staff 2: Em D Em G D
 Staff 3: G (A) D G D
 Staff 4: G D G D

>>

Source: Chieftains 8

Transcription: Transcription, chords: Mike Long

The drunken landlady

Reel

(Ireland, Scotland)

Em D

1 1 - - 2 - - 1 1 - - 2 - - 2 0 2 2 2 - - - 2 -
 1 - - 1 0 - 0 1 - - 1 0 - 0 0 1 0 - - - - - 0 0 1 0 - 0

Em D Bm D Em

1 1 - - 2 - - 1 1 - - 2 - - - - - - - - - - - 2 1 2 -
 1 - - 1 0 - 0 1 - - 1 0 - 0 0 1 2 - - - 2 - 1 0 - - - 0
 - - - - - - - - - - - 0 2 1 - 0 - - - - - - -

Em D Bm D

1 - - - - - - - - - - - - - - - - - 2 0 2 2
 1 - 1 1 0 1 0 1 2 0 2 1 2 0 - 1 0 1 0 - - - - -

Em D (Bm) D Bm

2 - - - - 2 -
 - 0 0 1 0 - 0 1 - - - - - - - - - - - - - - - - - 1 0 1 2 - - - 2
 - - - - - - - - - - - 1 1 0 1 0 1 2 0 2 1 2 0 - - - 0 2 1 -

D Em

- - - - 2 1 2 - -
 - 1 0 - - - 0
 0 - - - - - - - - - - -

>>

Book: Session tunes 3
 Source: My arrangement from various sources- mostly web abc's?
 Transcription: Transcription, arrangement, chords:Mike Long

The Dunmore lasses

The road to Knock

Reel

(Ireland)

Em D

1 1 2 3 2 3 - - - - - 1 0 1 2 3 - - 3 - - 6 - - 3 1 2 0
 - - - - - 0 1 - - 1 - - - - - 0 1 - 0 1 - 1 0 - - - -
 - - - - - - - 1 1 - 1 1 - - - - - - - - - - - - - - - -

Em G 1 D 2

1 1 2 3 2 3 - - - - - 3 - - 6 - - 3 1 2 0
 - - - - - 0 1 - - - - - - - - - - - 1 - 0 1 - 1 0 - - - -
 - - - - - - - 1 1 0 1 1 2 3 2 1 2 0 1 0 - - - - -

D Em D Em >>

- - 6 - - 3 1 - - - - - - - - - - - - - - - -
 0 1 - 1 0 - - - - - 1 - - 1 - - - - -
 - - - - - - - 1 2 3 2 1 3 2 1 0 1 - 1 1 - 1 1 2

Em D Am (Em) Em D Em

- - - - - - - - 6 - - 3 1 1 - - - - - - - - - -
 - - - - - - - 1 0 1 - 1 0 - - - - - 1 - - - - -
 3 2 1 3 2 1 0 - - - - - 3 2 1 3 2 1 0 1 - 1 1 0 1 1 2

G 1 D 2 D

- - - - - - - - 3 - - 6 - - 3 1 - - - - 6 - - 3 1 2 0
 - - - - - - - 1 - 0 1 - 1 0 - - - - - 0 1 - 1 0 - - - -
 3 2 1 2 0 1 0 - - - - - - - - - 1 2 - - - - -

Book: Ceol Rince 1 n189
 Source: My arrangement from various sources
 Transcription: Transcription, arrangement, chords:Mike Long

The Earl's chair

Reel

(Ireland)

The musical score for 'The Earl's chair' is presented in five staves. Each staff contains a line of music with guitar tablature below it. Chord names are placed above the staff at the beginning of each measure or group of measures. The key signature is one sharp (F#) and the time signature is 2/4. The score includes various musical notations such as slurs, accents, and repeat signs.

Staff 1: Chords: Bm, D. Tablature: - - - - 2 - - - - 2 - - 2 2 0 2 2 - 2 - - - 0 2 -
1 - 1 1 0 - 0 1 - 1 1 0 - 1 0 - - - 0 - - 1 0 - - 0
- 0 - - - - - 0 - - - - - - - - - - - 0 - - - - -

Staff 2: Chords: Bm, D. Tablature: - - - - 2 - - - - 2 - - 2 - - - - - - - - - - - -
1 - 1 0 - 0 1 - 1 1 0 - 1 0 - 0 1 - 2 - - - - - - 0
- 0 - - - - - 0 - - - - - - - - - - 0 - 0 2 1 0 1 2 0 -

Staff 3: Chords: A, D. Tablature: - - - - - - - - - - 1 2 - - - - - 1 0 1 - - - - -
1 0 1 2 0 2 1 2 0 - - 0 1 0 1 2 0 - - - 1 2 0 1

Staff 4: Chords: Bm, D, A, Bm, G, D. Tablature: - - - - 0 2 -
- - - 1 0 - - 0 - - - - 1 1 - 1 1 - - - - - - - - - -
2 1 0 - - - - 1 2 0 - - 3 - - 0 1 2 3 4 2 5 2 4 2 1 3

Staff 5: Chords: A, (D). Tablature: - - - - - - - - - - 0 2 - - - - - - - - - - -
- - - 1 - - - 0 0 - - - 0 - - - - - - - - - - -

>>

Book: Ceol Rince 1 n142
 Transcription: John B. Walsh ?, chords: Mike Long

Fair and forty

Reel

(Ireland)

The musical score consists of six staves of music in G major (one sharp) and 4/4 time. The first staff begins with a G chord and a fermata over the first note. The second staff starts with an Am chord. The third staff contains a double bar line with repeat dots. The sixth staff ends with a double bar line and repeat dots. Chords are indicated above the notes, and fret numbers are written below the notes.

>>

Book: O'Neill's 1482

Source: O'Neill's 1482

Transcription: John B. Walsh, chords: Mike Long

Famous Ballymote

Reel

1 2 0 - 0 2 0 - - 6 - 6 3 1 2 3 1 2 0 - 0 2 0 - -
 - - - 0 - - - 0 1 - 1 - - - - - - - - - 0 - - - 0 1
 -

C D D G
 6 - 6 3 1 0 0 1 2 0 2 - - - -
 - 1 - - - - - - - - - - - - - - 0 - 1
 - 0 - - - -

C D (G) C D
 6 - 6 3 1 2 3 1 2 0 2 - - - - 6 - 3 1 1 0 0
 - 1 - - - - - - - - - - 0 - - - - - - - - -
 - - - - - - - - - - 0 1 0 - - - - - - - - -

>>

Source: reels.abc
 Discography: Bothy Band: 1975
 Transcription: Transcription:??, chords:Mike Long

Farewell to Erin

Miss McLeod of Rosses
The rakes of Strange

Reel

(Ireland, Scotland)

The musical score consists of five systems of music. Each system includes a treble clef staff with a key signature of two sharps (D major) and a common time signature. The notes are accompanied by guitar chords (D, A, G) and fret numbers (0, 1, 2, 3) indicating fingerings. Some measures contain triplets, marked with a '3' and a slur. The score concludes with a double bar line.

>>

Book: O'Neill's 1472

Source: My arrangement from various sources (mostly Kerr's Fourth- Miss McLeod of Rosses)

Transcription: Transcription, arrangement, chords:Mike Long

Click the Tune Title to Play the Tune - Click >> to Jump to the Index

Farewell to Ireland

Reel

(Ireland)

Am G Am G Am

Am G Em G Am

Am G Am

G Am Am G Am G

Am G Am Am G

Am G Am Am G

>>

Am G Em Am A

6 - - - - -
 - 1 0 1 0 1 2 - - - - -
 - - - - - 0 1 2 3 1 0 - - - - -

- - - - - 2 - - - 2 -
 4 1 - 1 4 1 - 1

G A G A A G

- - - - -
 - - 1 - - - 1 - - - 2 - - - - - 1 1 0 0 - - - - -
 3 0 - 0 3 0 - 0 4 1 - 1 4 2 3 1 0 - - - - 1 4 3 1 2 3 1

G Am G Em Am

- - - - - 3 - - - - 6 - - - - -
 - - - 1 - 0 1 - - - 1 0 1 0 1 2 - - - - -
 0 1 0 - - - - 0 - - - - - 0 1 2 3 1 0 - - - - -

>>

Book: Irish Traditional Music Session Tunes
 Source: Irish Traditional Music Session Tunes
 Transcription: Transcription, arrangement, chords:Mike Long

Farewell to London

Reel

Brendan McGlinchey

The musical score consists of six systems, each with a treble clef, a key signature of one sharp (F#), and a common time signature (C). The notes are written on a single staff per system. Chord diagrams are placed above the staff, and fret numbers are written below the staff lines. The systems are as follows:

- System 1:** Chords G, C, G, D. Fret numbers: 0 3 - - 6 - - 3 - - - - 3 - 0 0 - 6
- System 2:** Chords G, D, G, D, G, C, G, C. Fret numbers: - 6 - - 6 - - 2 3 - - 3 2 3 - 2 3 - - 3 - - 6 - - - - -
- System 3:** Chords D, G, G, D. Fret numbers: - - - 6 - 3 - 6 - - - - - - - - - - -
- System 4:** Chords G, C, G, D, G, D. Fret numbers: - - - 3 0 3 - 3 6 3 1 6 - 0 3 1 2 3 - - 6 - - 6 - - - -
- System 5:** Chords G, C, G, D, G. Fret numbers: - - - 3 0 3 - 0 6 3 1 6 - 0 3 - 6 - 2 0 3 - - - -
- System 6:** Chords G, C, D, G, G. Fret numbers: - 6 - - - - - 6 6 - - - - - - - - - - - 3

A double bar line with repeat dots appears at the end of the third system. A '>>' symbol is positioned to the right of the third system.

System 1: Chords: D, G, C, D, G, G, C. Tablature: - 0 2 1 0 - - 6 - - - - - 6 6 - - - - - 6 - - - - - 1 - - - - - 0 3 2 3 1 - - - 2 0 2 4 3 0 0 - - 0 3 0 - 1 4 3

System 2: Chords: D, G, D, G, G, (D), G. Tablature: - - 6 - 3 - - - 6 - 3 - - - - - - - - - - - - - - - 3 0 3 - 3 - - - 0 - - - - 0 - - - - - - - - - - - - - - - 1 - - - - 1 - 2 0 - - - 2 0 - - - 0 5 4 3 4 2 0 3 0 - - - - -

System 3: Chords: C, G, D, G, (D), G. Tablature: 6 3 1 6 - 0 3 1 2 3 - - 6 - - 6 - - - - - - - - - - - - - - - 3 0 3 - 3 - - - 1 - - - - 0 1 - 0 1 - - - - - - - - - - - - - - - 1 - - - - 1 - 0 5 4 3 4 2 0 3 0 - - - - -

System 4: Chords: C, G, D, G. Tablature: 6 3 1 6 - 1 0 3 - 6 - 2 0 3 - - - - - 1 - - - 1 - - - 0 - - - - -

>>

Source: IrTrad
 Transcription: Transcription:N. Ishii, chords:Mike Long

Father Kelly's 1

The Rossmore jetty

Reel

(Ireland)

Chords: G C G Am C D G C G D G C D G C D G

Fret numbers: 3 - - 3 - - 3 1 3 0 3 3 2 3 - - 6 - - - 6 - - 3 - 0 1 - 1 0 - - - - - - - - 0 1 - 1 0 1 - 1 0 - 1 - - 3 2 0 3 - - 3 - - 3 1 3 0 3 3 2 3 - - 6 - - - - - - - - 1 - - - 1 - - 1 - - 1 - - 6 - 2 - 3 6 - 2 - 3 - - 6 - - - - - - - - 1 - - - 1 - - 1 - - 1 - - 0 - 0 - 0 - 0 1 - - - - - - - - 0 - 0 3 0 - 0 0 - 0 3 0 - 0 6 - - - - - - - - 1 - - - 1 - - 1 - - 1 - - 1 - 1 4 3 2 1 0 1 2 3 4 3 2 1 0 - 0 3 0 - 0 0 - 0 3 0 - 0 6 - 6 - 3 - - 3 1 2 3 - - 6 - 3 1 2 3 - 0 1 - 0 - - - - - - - - 0 - - - - - - - -

Book: Music from Ireland Vol. 3
 Source: Music from Ireland Vol. 3
 Transcription: Transcription, slight arr., chords:Mike Long

Father Kelly's 2

Reel

(Ireland)

G D G Am C D

G D G Am C 1 D G || 2

D G G Am D

C D G Am C

D G

>>

Book: Music from Ireland Vol. 3

Source: Music from Ireland Vol. 3

Transcription: Transcription, slight arr., chords:Mike Long

The Fermoy lasses

Reel

(Ireland)

3 1 1 - 1 1 3 1 1 - 6 - - 3 1 1 - 1 1 - 2 0 2 - 6 - -
 - - - 1 - - - - - 1 - 1 0 - - - 1 - - 0 - - - 0 - 1 0

3 1 1 - 1 1 3 1 1 - 6 - - 3 3 2 3 - - - - 2 0 2 - 6 - -
 - - - 1 - - - - - 1 - 1 0 - - - - 1 - 1 0 - - - 0 - 1 0
 - - - - - - - - - - - - - - - - 0 - - - - - -

3 - 3 - 3 - 3 3 - - - - 3 - 3 - 3 - 3 3
 - 1 - - 1 - - - 1 - - - 1 - - - 1 - -
 - - - 0 - - - - - 0 1 2 3 - - - 0 - - -

- 2 0 2 - 6 - - 3 - 3 - 3 - 3 3 - - - - - - - - - -
 0 - - - 0 - 1 0 - 1 - - - 1 - - - 1 - - - - - - - - - 1
 - - - - - - - - - 0 - - - - - 0 1 2 3 4 2 3 1 0 1 0 -

- 2 0 2 - 6 - -
 0 - - - 0 - 1 0
 - - - - - - - -

>>

Book: O'Neill's 1310
 Richard Darsie's web page
 Source: My arrangement from various sources
 Transcription: Transcription, chords:Mike Long

Fisherman's island

Reel

Ed Reavy

0 1 2 - - - - - 3 - - 2 0 2 3 1 1 0 1 2 3 - - - - - 1 2 - - 2 0 0 - - - - - 0 0 - - - - - 1 0 - 1 0 - - - - - - - - - - - 0 1 2 - - 2 0 0 - - - 3

D A G D D G 1 A D 2

- - - - - 2 0 2 - - - 3 2 1 2 3 - - - - - - - 3 1 1 0 - 1
 2 0 0 1 - - - - 0 0 1 0 - - - - 0 1 2 - - - - 2 0 - - - - 2 -
 2 0 0 1 - - - - 0 - - - - - - - - - - - 0 1 0 - - - - - - - - - -

A D D A

- - 3 1 1 0 0 - - - - 2 2 0 2 - - - - - - - - - - - - - - - - -
 2 0 - - - - - 0 - - - - 0 - - - - - - - - - - - 2 - - - - 2 -
 2 0 0 - - - - 2 0 0 - - - - - - - 0 2 1 2 3 1 - 1 5 1 - 1

G A D G A D G 1

- - - - - 3 1 0 2 2 -
 - - - - 2 0 - - - - 0 - - - - 1 - - - - 2 1 0 - - - - - - - - - -
 0 2 1 0 - - - - - - - - 0 2 0 - 3 3 1 0 - - - - 0 2 4 3 5 1 0

A D 2 A D

- - 3 1 1 0 0 - - - 3 1 1 0 - 1
 2 0 - - - - - 2 0 - - - - - - - 2 - - - - 2 -
 -

>>

Source: Henrik Norbeck

Transcription: Transcription:Henrik Norbeck(?), chords:Mike Long

The flax in bloom

Reel

(Ireland)

The musical score consists of five systems of notation. Each system includes a treble clef staff with a key signature of two sharps (F# and C#) and a common time signature (C). The notes are primarily eighth and sixteenth notes, often grouped in triplets. Below each staff are guitar chords and fret numbers. The chords are D, G, A, and D. The fret numbers are: 0 2 1 0 2, 0 0, 2, 3 2 1 2 0 1 0 0, 2, 0 1 0 0, 0 1, 2 4 2, 3 4 2 0 1 0 0, 2, 0 1 0 0 1, 2 4 1 3 2 0 0, 0 2, 0 2, 2, 2 3 2 0 2 1 2 1 1, 0 0, 0 2 1 0 0, 0 2, 0 2, 1 0 0, 0 2, 3 2 1 2 0 1 0 0, 2 3 2 0 2 1 2 1 1, 0 0, 0 2 1 0 0, 0 2, 0 1 2 3, 4, 2, 1, 3, 2, 0, 0.

>>

Book: O'Neill's 1389
 Source: O'Neill's 1389
 Transcription: Transcription:Bob Safranek, Minor arr., chords:Mike Long

The four-hand reel

The five mile chase

Reel

(Ireland)

0 1 2 3 - 3 6 3 - 3 2 - 0 - 2 - 0 - 3 - 3 - 3 - -
 - - - - - 1 - - - 1 - - 0 - 0 - 0 - 0 - 1 - - - 1 - -
 - 0 - - - 0

C D G D G

1 3 2 4 3 1 0 - - - 0 - - - - - - - - - - - - - - - 0 - - - 0
 C D G G D G D G C

1 3 2 4 3 3 3 0 - 0 1 0 - 0 3 4 5 3 2 0 1 2 3 0 - 0 1 0 - 0
 C D G G C G D G C

1 3 2 4 3 3 3 4 5 3 1 2 3 1 0 1 0 - - - - - 0 2 - 3 - - - 6 - - -
 - - - - - 1 0 - - 0 - 0 1 - - - - - - - - - 0 - 0 1 3

D (G)

2 3 4 2 3 1 0 1

>>

Book: O'Neill's 1554
 Source: O'Neill's 1554
 Transcription: Transcription:John B. Walsh, arr., chords:Mike Long

The fox chased

Reel

(Ireland)

The musical score consists of five systems, each with a treble clef staff and guitar tablature below it. Chords are indicated above the staff. The key signature is G major (two sharps).

System 1: Chords: A, D, E, A, D. Tablature: 6+ - - - 2 - - - 2 - - - 1 1 2 - - - 2 1 1 0 6+ 0 - 0 - 0

System 2: Chords: E, A, D, E, A, D. Tablature: 1 2 - 2 - - 2 1 0 - 2 - - - 2 1 1 1 2 - - - 2 1 0 2 1 - 2 - - -

System 3: Chords: E, A, D, A, E. Tablature: - 6+ - - - 2 1 0 2 0 0 - 1 2 1 - 1 - - - 1 - - - 0 1 2 1

System 4: Chords: A, D, E, A, D, A, E. Tablature: - - - - 2 - 1 - - - - - - - - - 1 2 1 - 1 - - - - - - - 1 0 6+ 0 - 0 - 0 1 2 - 2 - - - 2 1 0 0 - - - 0 - 0 0 - - - 2 1

System 5: Chords: A, D, E. Tablature: 0 - - - 1 - - - 2 - - - - - - - - - 6+ - - - 2 1 0 - - - 4 - - - 4 - - - 4 0 4 2 - 4 1 - - - -

>>

Book: Kerr's Fourth p21
 Source: Kerr's Fourth p21
 Transcription: Transcription, chords:Mike Long

The foxhunter's reel

Reel

The musical score for 'The foxhunter's reel' is presented in six systems, each consisting of a treble clef staff with a key signature of three sharps (F#, C#, G#) and a common time signature (C). The score includes guitar tablature and chord names (A, D, E) above the notes. The tablature uses numbers 0-6 to indicate fret positions and includes symbols like '2' for double stops and '3' for triplets. The piece concludes with a double bar line and repeat dots.

System 1: Chords A, A, D, A, E, D. Tablature: 1 2 0 1 2 0 1 2 0 1 0 0 1 2 0 2 0 1 2 0 1 0 0.

System 2: Chords A, A, D, A. Tablature: 1 1 2 2 1 0 0 2 0 1 0 0 1 1 2 2 1 2 0.

System 3: Chords E, D, A, A, E. Tablature: 1 2 0 1 0 0 2 0 2 4 2 1 1 4 1 1 2.

System 4: Chords A, E, A. Tablature: 2 0 1 2 0 1 2 1 1 0 1 2 1 4 4 6+ 4 4.

System 5: Chords A, D, A, D, E. Tablature: 1 4 4 2 6+ 4 1 2 4 1 6+ 4 1 2 4 1 2 2 1 1 2.

System 6: Chords A, A, E, A, D, E. Tablature: 0 2 0 0 2 0 0 2 2 1 2 2 1 0 2 0 0 2 6+ 2 2 1 1 2 1 4 1.

>>

Book: Ceol Rince 2 n205

Source: My arrangement from various sources
including my fevered imagination...

Transcription: Transcription, arrangement, chords:Mike Long

>>

Fred Finn's

Reel

(Ireland)

D A D A D Em G D A

0 2 0 1 2 0 1 0 0 1 1 3 1 0 2 2 0 2

D A Bm D G D A D

0 0 1 2 0 1 0 0 1 0 1 0 1 2 4 1 3 2 0 0

D D A Bm

2 0 4 0 5 0 4 0 0 2 4 2 3 2 1 0 2 5 5 4 5 5 4

(G) A D D A G D

2 5 5 4 2 1 1 3 2 0 4 0 5 0 4 0 0 2 4 2 3 2 1 0 1 0 1 0 1

A D

2 4 1 3 2 0 0

>>

Book: Irish Traditional Music Session Tunes 1 p19 (?)

Music from Ireland Vol. 3

Source: Music from Ireland Vol. 3

Transcription: Transcription, chords:Mike Long

The Fyrish reel

Reel

David Gordon

Bm **D** **A** **G**
 1 1 2 - 2 -
 - - - 0 - 0 1 2 3 4 2 3 2 1 0 -
Bm **D** **A** **G** | 1 **G** || 2
 1 1 2 - 2 -
 - - - 0 - 0 1 2 5 5 2 4 2 1 2 5 2 4 2 1 2 4 1 2 -
G **D** **A**
 2 - - - 2 1 1 2 -
 - 1 4 1 - - - - - 0 0 1 2 1 2 3 4 - 3 - 2 1 0 -
G **Bm** **D** **A** | 1
 - - - 2 - 2 1 0 1 1 2 - 2 -
 1 4 1 - 0 - - - - - - - - - 0 - 0 1 2 5 5 2 4 2 1 2 5 2 4 2 1 2 4 1
G | 2 **G**
 2 - - - - 2 1 1 2 -
 - 1 4 1 -

>>

Source: The Cast
 IrTrad
 Transcription: Transcription: Juergen.Gier, chords: Mike Long

The gatehouse maid

Reel

(Ireland)

Am G (Em) Am G (D)

0 1 - - - 1 0 - - - 3 2 3 - 3 1 0 1 - - - 0 1 - - - 1 - - - - 1 1 0 0
 - - 0 1 0 - - - - - - - - - - - - - - - 0 1 0 - 0 1 3 0 - - - -

Am G (Em) Am G (D)

-
 4 1 4 4 3 1 2 3 0 3 - 3 0 3 4 1 4 4 3 4 5 3 1 0 - - - - 1 1 0 0

Am G (Em) G G (D)

-
 4 3 4 5 4 3 1 2 3 4 2 3 1 0 - 0 1 3 4 5 3 4 2 3 1 0 - - - - 1 1 0 0

>>

Book: Music from Ireland Vol. 3
 Source: Music from Ireland Vol. 3
 Transcription: Transcription, chords:Mike Long

The glass of beer

Johnny Maguire's
McFadden's

Reel

Bm Bm A Bm | 1 D A || 2

D A | D D A

D | 1 D A | 2 Bm A

Source: Chieftain's 9, Trk. 8

Discography: Chieftain's 9, Trk. 8

Transcription: Transcription, chords:Mike Long

The glen road to Carrick

Reel

(Ireland)

APB Seamus Glackin

D D A D | 1

- 3 2 0 0 2 0 3 1 2 0 2 3 - - - 3 2 0 0 0 1 2 0
 0 - - - - - - - - - - - - - - - 0 - - - - - - - - -
 - - - - - - - - - - - - - - - 0 - - - - - - - - -

APB Seamus Glackin

C G | 2 C G | D D A

1 - 6 - 3 6 - 3 1 - 6 - 3 6 - - - - - 3 2 - - - - 2 3
 - - - 0 - - 0 - - - - - 0 - - - - - 0 - 2 0 2 0 - - 0 - 2 0 - -
 - 0 - - - - - - - - - - - 0 - - - - - - - 0 0 - - - - - 0 - - - - -

APB Seamus Glackin

D C G D D A

- - - - - 3 2 0 1 - 6 - 3 2 3 2 - - - - - 3 2 - - - - - 3
 0 - - 2 0 - - - - - - - 0 - - - - - - - 2 0 2 0 - - 0 - 2 0 0 1 2
 - 0 0 - - - - - - - - - - 0 - - - - - - - 0 0 - - - - - 0 - - - - -

APB Seamus Glackin

D C G D D A

- - - - - 3 2 0 2 - 6 - 3 - - - - - - - - - - - - - - -
 0 1 2 0 - - - - - - - 0 - 0 - - - - - - - - - - - - - - -
 0 1 2 0 - - - - - - - 0 - - - - - 3 1 3 2 0 0 0 0 1 3 2 0 2 3 4 5 4 3

APB Seamus Glackin

D C G D D A

- - - - - - - - - - - - - - - - 3 2 0 0 2 - - - -
 - - - - - - - - - - - - - - - - 1 0 - - - - - 0 1 2
 2 0 0 0 0 1 2 3 5 3 1 2 3 1 2 0 1 0 0 - - - - - - - - -

>>

APB Seamus Glackin

D C G D D A

3 2 0 1 6 3 3 2 0 0 2 0 1 2

0 1 2 0 0 0 3 1 3 2 4 2 1 0 0 0 0 0 1 2

APB Seamus Glackin

D C G D D A

3 2 0 1 6 3 0 0 0 0 0 1 2

0 1 2 0 0 0 0 0 0 0 0 0 1 2 0 0 0 0 1 2

APB Seamus Glackin

D C G D D A

0 0 0 0 3 1 6 1 3 0 0 0 0 0 0 0 1 2

0 0 0 0 0 0 0 0 0 0 0 0 0 0 0 0 0 0 1 2

APB Seamus Glackin

D C G

3 2 0 1 6 3 6 3

0 1 2 0 0 0 0 0 0 0 0 0

Book: Ceol Rince 3 n182
 Discography: Fiddlesticks
 Transcription: Transcription, chords:Mike Long

>>

The golden keyboard

Reel

The musical score is written in treble clef with a key signature of two sharps (F# and C#) and a common time signature (C). It consists of five systems of music, each with a staff of notes and a corresponding line of fretting diagrams. Chords are indicated above the notes.

System 1: Chords: Em, G, Em, Em, G, D. Fretting diagrams: - 3 1 2 3 2 3 - / 1 - - - - - 0 / - - - - - - - - - / - 3 - 3 - 3 - 3 / 1 - - - - - - - - - / - - - - - - - - - / - 3 1 2 3 - - 3 / 2 0 - 0 - 0 - 0 / - - - - - - - - - / - - - - - - - - -

System 2: Chords: Em, G, D. Fretting diagrams: 1 0 1 2 3 2 3 - / - - - - - 0 / - - - - - - - - - / - 3 - 3 - 3 - 3 / 1 - - - - - - - - - / - - - - - - - - - / - - - - - - - - - / - 2 - - - 1 0 - / - - - - - - - - -

System 3: Chords: Bm, Em, Em, Em, G, D, A. Fretting diagrams: 0 2 - 2 3 1 1 / - - - - - - - - - / - - 0 - - - - / 1 - - - 1 - - - / 1 - - - - 1 2 / - 0 0 - 0 2 - / - - - - - - - - - / - 1 1 0 - 1 1 0 / - 1 1 2 1 0 - - / 0 - - - 2 - - 1

System 4: Chords: D, Bm, Em, G, D, Bm. Fretting diagrams: - - - - - 2 / 1 0 1 2 3 2 3 - / - 3 - 3 - 3 - 3 / - - - - - 2 / 0 2 - - 1 0 - / - - - - - 0 / 1 - - - - - - - - - / - 3 - 2 - 1 - / 0 - 1 0 - - - / 0 - 1 0 - - -

System 5: Chords: D, Em. Fretting diagrams: 0 2 - 2 / 3 1 1 / - 0 - - / - - - - -

>>

Source: Richard Darsie's web page
 Transcription: Transcription, chords:Mike Long

The gravel walks

Reel

(Ireland)

The musical score is presented in six systems, each consisting of a treble clef staff with a key signature of one sharp (F#) and a common time signature (C). The notes are primarily eighth and sixteenth notes, often beamed together. Above each staff, guitar chords are indicated: Am, G, C, and G. Below the notes, fret numbers are provided for each string, with some numbers grouped by a horizontal line to indicate a triplet or a specific fingering. The score includes repeat signs at the end of the first, third, and fifth systems, and a first ending bracket labeled '1' above the final system.

>>

C G | 2 Am Am G
 - - - 6 - - 3 - 0 - - - - - - - - - - - - - 3 -
 - - - - 1 0 - 1 - - - - - - - - - - - - - 1 - 1
 3 1 0 - - - - - 4 4 4 3 1 4 4 2 3 1 0 - - -

Book: Fiddler's Fakebook
 Pubscouts
 Source: Pubscouts
 Discography: Fiddlesticks CD- exact version...
 Transcription: Transcription, chords:Mike Long

>>

The green groves of Erin

Reel

(Ireland)

The musical score consists of four staves of music in G major (one sharp) and common time. The first three staves contain the main melody with various chords and triplets. The fourth staff continues the melody with more complex fingerings and chords. Chords are indicated above the notes, and fingerings are shown below the notes. A double arrow '>>' is located to the right of the third staff.

Staff 1: Chords: Am, G, Am, Em, G. Fingerings: 3, 3, 3, 3, 3.

Staff 2: Chords: Am, G, Am, G, Am. Fingerings: 3, 3, 3, 3, 3.

Staff 3: Chords: Am, Em, Am, Em, G. Fingerings: 1 4 4 3 1 4 4 3, 1 2 3 2 1 2 3 2, 1 4 4 3 1 4 4 3, 1 2 3 2 4 3 1 0.

Staff 4: Chords: Am, Em, G, G. Fingerings: 1 4 4 3 4 4 3, 1 2 3 2 3 3 1, 0 1 3 4 5 4 3 4 3, 1 2 3 2 4 3 1 0.

Book: Krassen O'Neill's p136

O'Neill's 1429

Kerr's Second p25

Source: O'Neill's 1429

Transcription: Transcription, minor arr., chords:Mike Long

The groom in his shirt

Reel

(Ireland)

The musical score consists of three staves of music in G major (one sharp) and common time. The first staff has a key signature of one sharp and a common time signature. The chords for the first staff are G, G, D, G, C, C, D. The second staff has chords G, D, G, C, D. The third staff has chords G, D, G, D, C, D. Fingerings are indicated by numbers 1-5 below the notes. A double bar line with repeat dots is at the end of the first staff. A double bar line with repeat dots is at the end of the third staff. A double bar line with repeat dots is at the end of the third staff.

>>

Book: Kerr's Fourth

Source: Kerr's Fourth

Transcription: Transcription, chords:Mike Long

The heathery breeze

Reel

(Ireland)

G D G G/C D
 0 3 - 3 - 3 - 3 0 2 - 2 6 2 - 2 0 3 - 3 - 3 - 3 - 3 6 - - 3 - 2
 - - 1 - - - 1 - - - 0 - - - 0 - - - 1 - - - 1 - 1 - - 0 1 - 0 -
 - - - - 0 - - - - - - - - - - - - - - 0 - - - - - - - - - - - - - - -

G D G G D G
 0 3 - 3 - 3 - 3 0 2 - 2 6 2 - 2 0 3 - 3 - 3 - 3 - - 6 - 3 - -
 - - 1 - - - 1 - - - 0 - - - 0 - - - 1 - - - 1 - 1 - - 0 - - -
 - - - - 0 - - - - - - - - - - - - - - 0 - - - 1 2

D G D G D G
 - 6 - - 3 3
 - 0 1 - -
 3 3 2 3 5 4 3 2 2 1 2 3 4 2 3 3 2 3 5 4 3 2 0 - - - - -

G D
 - 6 - - 3 - 2
 - 0 1 - 0 -
 3 3 2 3 5 4 3 2 1 0 1 2 3 4 2 0 1 2 3 4 5 4 3 2 0 - - - - -

>>

Book: Joyce, P. W.; "Old Irish Folk Music and Songs" as "An Old Reel"
 Kerr's Fourth p15- very elaborate 4 or 5 pt vsn.
 Source: Richard Darsie's web page
 Transcription: Transcription, minor arr., chords:Mike Long

Heathery cruach

Reel

D D A D
 3 3 2 0 3 2 3 2 1 3 3 2 0 3
 0 1 2 0 0 0 0 0 0 1 2 0 0 0
 0 0 0 0 0 0 0 0 0 0 0 0 0 0

G A D D D A D G |1
 2 3 2 0 3 2 0 3 2 3 2 1 2 3 3 2 0 3
 0 0 0 0 0 0 0 0 0 0 0 0 0 1 0 0 0
 3 2 1 0 0 0 0 0 0 0 0 0 0 0 0 0 0

G A D |2 G A D A >>
 2 3 2 0 2 3 2 0 2 0 0 2 0 0 2 1 2 0 1 2 1 0
 0 0 0 0 0 0 0 0 2 1 0 0 0 0 0 0 0 0 0 0 0
 0 0 0 0 0 0 0 0 2 1 0 0 0 0 0 0 0 0 0 0 0

G A
 3 1 2 3 1 0 2 0 0 2 0 0 2 0 2 0 1 2 1 0
 0
 0 0 0 0 0 0 0 0 2 1 0 0 0 0 0 0 0 0 0 0 0

(D) A |1 G |2 G
 3 1 2 3 1 0 1 2 3 1 0
 2 0
 2 2 1 0 0 0 0 0 0 0 2 1 0 0 0 0 0 0 0 0 0

Source: Galt Barber

Discography: Altan- Island Angel ?

Transcription: Transcription, chords:Mike Long

The high road to Galloway

All the way to Galway

The Galway girls

The march of the tribes to Galway

Slash away the pressing gang

Reel

D A G A D A G (A) D

0 2 1 0 - - - - 2 0 0 2 - 3 3 - - 1 - - 1 2 0 0 - - - - 2 0 0 2 - 3 - 2 0 0

D Am C D Am

0 0 - 3 - - 6 3 - 3 2 1 2 3 1 - - 3 - - 6

G D

1 3 - 0 2 0 0

>>

Book: Book- Music of Corktown - "Road to Galloway"- mdl

Winder

Ceol Rince 2,282

Roche 3 n109

Source: Richard Robinson's web page/abc file

Transcription: Transcription:Richard Robinson(?), Chords:Mike Long

The hills of Clogher

The flowers of Red Hill

Reel

(Ireland)

Or use A major chords...

The image displays a musical score for a reel in G major, consisting of three systems of music. Each system includes a treble clef staff with a key signature of one sharp (F#) and a common time signature (C). The music is written in a rhythmic style typical of Irish reels. Below the staff, guitar tablature is provided, with numbers 0-5 indicating fret positions. Chord diagrams are placed above the staff to indicate the harmonic structure. The first system has chords Am, (G), Am, G, Am, G. The second system has Am, G, Am, G, Am, G, Em. The third system has Am, G, Am, G, G, (Em). The tablature includes various techniques such as triplets and slurs. The piece concludes with a double bar line.

>>

Book: Music from Ireland Vol. 3

Irish Traditional Music Session Tunes 1

Source: Richard Darsie's web page but same as above...

My arrangement from various sources

Transcription: Transcription, arrangement, chords:Mike Long

The holly bush

Reel

Finbarr Dwyer (Ireland)

D C C (G)

- 2 - 0 2 - 3 2 - - - - - 6 3 3 1 3 3 6 - - - 6 - 3 -
 0 - 0 - - 0 - - 0 - 1 - 0 - 1
 - - - - - - - - - - - 0 1 2 0 1 0 - - - - - - - - - - - 1 0 - - - - -

D C C G

- 2 - 0 2 - 3 2 - - - - - 6 3 3 6 3 - - 6 - 3 1 0 1 2 3
 0 - 0 - - 0 - - 0 - 1 - - 0 - - - - -
 - - - - - - - - - - - 0 1 2 0 1 0 - - - - - - - - - - - 0 - - - - -

D C

- - - - - 6 - 6 6 6 - - - - -
 0 - 0 0 2 - - - - - - - - - - - 6 - 0 1 - - 1 - - - - -
 - 0 0 - 0 1 2 3 4 0 0 1 0 - - - - - - - - - - - 0 1 3

D C | 1

- - - - - 6 - 3 6 - - - - - 6 - 6 6 - 3 6
 - - - - - 0 - - - - - - - - - - - 0 1 - - 1 - 0 - -
 4 3 1 0 - - - - - 0 0 - 0 1 2 3 4 0 0 1 0 - - - - - - - - - - -

G D C G

- 1 3 1 0 3 - 1 3 1 0 1 2 3
 0 - - - - - - - - - - - 0 - - - - - - - - - - -
 -

Source: My arrangement from various sources

Discography: Session tape - Milltown Malbay 1983- Connie Connel, Cork (fiddle)

BBC recording of Feakle Session 1987: Noel Hill & Tony Linnane

Joe McHugh & Barry Carroll: The Long Finger

Transcription: Transcription, arrangement, chords:Mike Long

>>

Honey moon

Reel

(Ireland)

Chords: G, D, C, Em

Tablature: 6 3 3 0 3 3, 1 1 0 0, 0 1 2 3 1 0, 6 3 3 0 3 3, 1 1 0 0, 0 1 2 3 3 4 5 3 4 2 3 2 1 0, 3 1 0 1 1 2 1 0 1 0, 6 3 3 0 3 3, 1 1 0 1 1 0 1 0, 1 1 2 1 0, 1 1 2 3 1 0, 3 3 4 5 3 4 2 3 2 1 0, 1 2 3 0 1 0

Book: Kerr's Second p33

Source: several web abc's

My arrangement from various sources

Transcription: Transcription, arrangement, chords:Mike Long

Hughie Shorty's reel

Reel

Johnny Wilmot (Cape Breton)

Chord symbols: G, D, G, C, G, Am, D, G, D, G, C, G, C, D, G, G, C, G, Am, D, G, C, G, C, D, G, G, Am/C, C, G, Am, D, C, Bm, Am, G.

Tablature lines (representative examples):

- 0 3 - - 6 - 2 - 3 - - - - - - - - 6 - 6 - - - 3 -
- - 1 - 0 - 0 - 0 - 0 1 - - - - - - - - 0 - 0 - - 1 - 1
- - - 0 - - - - - - - - - - - - - - 0 3 2 3 1 - - - 0 - - -

>>

C G C D G

- 6 - 6 - - 3 - 6 - 3 2 3
 - - 0 - - 1 - 1 - 0 - - -
 1 - - - 0 - - - - -

Book: SF Scottish Fiddler's Handout
 Source: SF Scottish Fiddler's Handout
 Transcription: Transcription, chords:Mike Long

>>

The humours of Scartaglen

Reel

(Ireland)

The musical score consists of five staves of music in the key of D major (two sharps) and 4/4 time. The first four staves are in treble clef, and the fifth is in bass clef. Chords are indicated above the notes, and fret numbers are written below the notes. The first staff has chords D, A, G, D, A, G. The second staff has chords D, A, G, D, G, A, D. The third staff has chords D, D, A, D. The fourth staff has chords D, A, D, A, D, G. The fifth staff has chord A.

Staff 1: D A G D A G
 Staff 2: D A G D G A D
 Staff 3: D D A D
 Staff 4: D A D A D G
 Staff 5: A

>>

Book: Music from Ireland Vol. 3 n21

Source: Music from Ireland Vol. 3 n21

Transcription: Transcription, arrangement, chords:Mike Long

The humours of Tulla

Reel

(Ireland)

D G D A D (G)

2 1 0 0 1 0 1 0 2 0 1 0 0 1 0 0

G A D

1 2 0 1 2 3 2 3 4 2 2 0 2 2

D A D G (A)

4 2 2 3 1 1 4 2 2 0 2 1 0 1 2 3

>>

Book: Music from Ireland Vol. 3

Source: Music from Ireland Vol. 3

Transcription: Transcription, slight arr. chords: Mike Long

The hunter's house

Reel

Ed Reavy

The musical score consists of five staves of music in G major (one sharp) and 4/4 time. The first staff has chords G, D, G, G, D, G, D. The second staff has chords G, G, C, G, C, D, G. The third staff has chords G and D. The fourth staff has chords D, (C), G, C. The fifth staff has chord D. Fret numbers are provided below the notes on each staff. A double bar line with repeat dots is at the end of the fifth staff.

>>

Source: Henrik Norbeck

Discography: Music at Matt Molloy's

Transcription: Transcription:Henrik Norbeck(?), chords:Mike Long

The ivy leaf

Reel

(Ireland)

The musical score consists of three staves of music in the key of D major (two sharps) and 4/4 time. Each staff includes a treble clef, a key signature of two sharps, and a common time signature. The music is written in a rhythmic style typical of a reel. Chords are indicated above the notes, and fret numbers are provided below the staff lines. The first staff has chords A, A, G, A, and G. The second staff has chords A, G, A, and G. The third staff has chords A, G, A, C, (D/G), and G. The fret numbers are as follows:

Staff 1: 0 1 0 0 1 | 0 2 1 1 | 0 2 0 | 0 3 1 2 3 0 1

Staff 2: 1 4 4 3 1 0 0 | 3 2 3 0 0 | 1 4 4 3 1 0 | 0 3 1 2 3 0 1

Staff 3: 1 4 4 3 1 0 0 | 3 2 3 0 0 | 0 0 1 1 0 | 1 3 2 4 3 1 0

>>

Book: O'Neill's 1371

Source: O'Neill's 1371

Transcription: Transcription: Trish O'Neil, chords: Mike Long

Jackie Coleman's 1

Reel

(Ireland)

Chords: D, Em, A, D, Em, G, A, D, A, D, G, A, D

Tablature (Staff 1):
 - 2 2 1 2 0 1 2 - 2 - 2 - 2 1 - 1 - 1 - 1
 1 0 - - - - - 0 - 1 - 0 - - - 1 - - - 1 -
 - - - - - - - - - - - - - - - - - 0 - - -

Tablature (Staff 2):
 - 2 2 1 2 0 1 2 - 2 - 2 - 2 1 - - - - -
 0 1 - - - - - 1 0 - - - - - 0 - 1 - 0 - - 1 1 0 1 0 1
 - 0 1 2 1 0 - - - - - - - - - - - - - - - -

Tablature (Staff 3):
 -
 0 1 - - - - - 2 0 0 1 2 0 0 1 2 0 0 - 0 0 1

Tablature (Staff 4):
 -
 2 0 0 0 2 4 2 1 - - 1 - 2 - 1 - - - 0 1 3 2 0 0 - 0 0 1

Tablature (Staff 5):
 -
 2 0 0 0 2 4 2 3 3 2 3 5 4 3 2 4 1 3 2 0 0

>>

Source: My arrangement from various sources
 Discography: Music at Matt Molloy's
 Transcription: Transcription, arrangement, chords:Mike Long

Jackie Coleman's 2

Reel

(Ireland)

Chords: D, D, A, D, D, G, D, D, A, D, G, A, D, D, C, D, A, D, A, D

Tablature: - 2 2 - 2 1 2 0 2 2 - 0 1 2 - 0 0 - - - - 3 3
 0 - - 0 - - - - - 0 - 1 2 - 0 0 0 - - - - 1 - - -
 - - - - - - - - - - - 0 - 0 2 3 4 2 1 0 - - - -

Chords: D, D, A, D, G, A, D

Tablature: - 2 2 - 2 1 2 0 2 2 - - - - - - - - - - -
 0 - 0 - - - - 0 1 2 - 2 - - - - - - - - - 1
 - - - - - - - - - - - 0 - 1 0 1 2 3 4 2 1 3 2 0 0 -

Chords: D, C, D

Tablature: - - - - - - - 6 - 6 3 6 - 6 - - - - -
 0 2 0 - 0 2 0 - 1 - - - 1 - 0 2 0 - 0 2 4
 -

Chords: A, D, D, C, D, A

Tablature: - - - - - - - 6 - 6 3 6 - 6 - - - - -
 3 1 4 2 0 0 - 0 2 2 - 0 2 0 - 1 - - - 1 - 0 1 2 3 4 4 3
 -

Chords: A, D

Tablature: -
 2 4 1 2 0 0 1
 -

>>

Book: Music from Ireland Vol. 3
 Source: Music from Ireland Vol. 3
 Transcription: Transcription, chords:Mike Long

Jackson's The Dublin reel

Reel
APB Johnny Wilmot

The musical score is presented in six systems, each with a treble clef staff and guitar tablature below. Chord diagrams are placed above the staff at the beginning of each system. The tablature uses numbers 0-3 to indicate fret positions and includes symbols for accents (~) and slurs. The key signature is one sharp (F#) and the time signature is common time (C).

System 1: Chords: G, G, D, G. Tablature: 1 2 3 1 1 3 1 1 3 1 1 0 1 3 1 1 3 5 4 3.

System 2: Chords: D, G, G, D, G. Tablature: 2 3 1 2 0 1 0 2 3 1 1 3 1 1 3 1 1 1 0 1 3 1 1 1 4 3.

System 3: Chords: D, D, D, (A), D. Tablature: 2 3 4 1 2 0 1 2 3 4 0 0 4 0 5 0 4 0 0 0 1 0 2 4 0 0 4 5 4 2.

System 4: Chords: G, A, D, D, (A), G. Tablature: 1 3 2 1 0 2 4 0 0 5 0 0 4 0 0 0 1 0 2 3 3 2 3 5 4 3.

System 5: Chords: A, D, A, D End, G. Tablature: 2 3 2 1 0 1 2 3 2 3 1 0 1 2 3 5 4 2 3 0 0.

System 6: Chords: G, D, G, D, G. Tablature: 3 3 1 0 1 3 3 2 3 5 4 3 2 3 1 2 0 1 0 1 3 5 4 2 3 0 0.

>>

G D G D
 3 3 1 0 1 0 1 3 3 2 3 5 4 3 2 4 2 1 2 0 1 2

Book: O'Neill's 1374

Source: Mike Long

Discography: Johnny Wilmot- Another Side of Cape Breton

Transcription: Transcription, chords:Mike Long

>>

Jenny picking cockles

Reel

(Ireland)

The musical score consists of four staves of music in the key of D major (one sharp) and 4/4 time. The first staff begins with a treble clef and a common time signature. The music is written in a rhythmic, reel-like style. Chords are indicated above the staff: D, C, D, C, D. The second staff continues the melody with chords D, C, Am, C, D. The third staff has chords D, C, C, D, Am, C, D. The fourth staff has chords D, C, C, (Am), C, (D). The tablature below each staff shows fingerings for the guitar strings, with numbers 0-4 representing frets and dashes for open strings. A double bar line is at the end of the fourth staff.

>>

Book: O'Neill's 1347

Krassen O'Neill's p123

Roche 1 n180

Source: O'Neill's 1347

Transcription: Trish O'Neil, minor arr., chords: Mike Long

Jenny Pippin

Reel

(Ireland)

Chords: D G D A D G | 1

Chords: D A | 2 G A

Chords: D G D A D G D A

Chords: D G G A D G G A

Tablature: 1 1 0 - 0 - 0 - 0 1 0 - 0 - - - 1 0 - 0 - 0 - 0 - 2

Tablature: 0 - 1 0 - - 2 1 0 0 5 4 2 1 0 0

Tablature: 0 2 4 2 5 3 4 2 0 2 4 2 3 4 3 2 1 0 2 4 2 5 3 4 2 0 - - 2 1 0 0

Tablature: 0 2 4 2 5 3 4 2 5 3 4 2 3 2 3 4 3 2 1 0 - - - 0 5 4 2 1 0

Book: Krassen O'Neill's p118

O'Neill's 1322

Source: O'Neill's 1322

Transcription: Trish O'Neil, chords: Mike Long

Jenny's wedding

Reel

(Ireland)

The musical score consists of five systems of guitar tablature. Each system includes a treble clef staff with a key signature of two sharps (F# and C#) and a common time signature (C). The tablature is written in a standard six-string format with fret numbers 0-4. Chords are indicated by letters (D, A, C, G) above the staff. The first system has chords D, A, C, C, A. The second system has chords D, A, D, G, A. The third system has chords D, A, D. The fourth system has chords A, D, D, A, G, D. The fifth system has chords G, D. The score includes various musical notations such as slurs, accents, and repeat signs.

>>

Book: O'Neill's 1479

Source: O'Neill's 1479

Transcription: John B. Walsh, chords: Mike Long

Jimmy's return

Reel

(Ireland)

The musical score consists of five staves of music in the key of D major (two sharps) and 4/4 time. Each staff includes a treble clef, a key signature of two sharps, and a common time signature. The music is a reel, characterized by its rhythmic pattern. Chords are indicated above the notes, and fret numbers are provided below the notes. The chords used are Bm, A, F#m, and A. The fret numbers are as follows:

- Staff 1: Bm (1 2 - - 0 - 2 -), A (2 0 - 2 - - 2 0), Bm (1 2 - 1 - 1)
- Staff 2: A (2 0 - 2 - 1 1 -), Bm (1 2 - 1 - 1), Bm (2 0 - 2 - - 2 0), A (1 2 - 1 2 - -), Bm (1 0 - - 1), A (2 - - 0 - 2 -)
- Staff 3: F#m (2 0 1 - 0 - -), Bm (1 2 - 1), Bm (1 - - - 1 2 - 1), A (2 0 - 2 - - 2 0)
- Staff 4: Bm (2 0 - 2 - - 2 0), A (1 - - - 1 2 - 1), Bm (2 0 2 0 - - 2 0), Bm (1 - - - 1 2 - 1), A (2 0 2 0 - - 2 0)
- Staff 5: Bm (1 - - - 6+ - -), A (2 3 1 2), F#m (0 2 1 -), Bm (2 - 1 1)

>>

Book: O'Neill's 1444

Source: O'Neill's 1444

Transcription: Transcription, slight arr., chords:Mike Long

Johnny Allen's

Reel

Chord progression: D A C D A G

Chord progression: D A G/D D A C G

Chord progression: D A D D A

Chord progression: C G D A D D A

Chord progression: C G

Fingerings and tablature are provided for each staff.

>>

Source: Mark Boronkay
 Discography: Seamus Creagh/Aidan Coffey
 Transcription: Transcription, chords:Mike Long

Johnny has gone to France

Reel

(Ireland)

The musical score consists of four staves of music in G major (one sharp) and 4/4 time. Each staff includes a treble clef, a key signature of one sharp (F#), and a common time signature (C). The music is a reel, characterized by its 8-measure structure. Chords are indicated above the notes, and fret numbers are provided below the notes. The first staff has chords G, D, G, C, D. The second staff has chords G, D, G, C, D, G. The third staff has chords G, D, G, C, D, G. The fourth staff has chords G, D, D, C, D, G. The fret numbers are as follows:

Staff 1:
 Measure 1: 3 4 3 2 3 0 - - - - 6 - 6 -
 Measure 2: - - - - 0 - - - 1 - 0 - - 0 -
 Measure 3: 0 3 3 2 3 0 - - - - 6 - 6 -
 Measure 4: - - - - 0 - - - 1 - 0 - 1 - 0 -

Staff 2:
 Measure 1: 3 4 3 2 3 0 - - - - 6 - 6 -
 Measure 2: - - - - 0 - - - 1 - 0 - - 0 -
 Measure 3: 0 3 3 2 3 0 - - - - 6 - 6 -
 Measure 4: - - - - 0 - - - 1 - 0 1 - - -

Staff 3:
 Measure 1: 0 3 3 2 3 3 5 4 3 - - - - - - - -
 Measure 2: 2 0 - - - - - - 6 - 2 3 -
 Measure 3: 0 3 3 2 3 3 5 4 3 - - - - - - - -
 Measure 4: 2 0 - - - - - - 6 - - - 3 3 -

Staff 4:
 Measure 1: 3 4 3 3 2 3 5 4 3 - - - - - - - -
 Measure 2: 2 0 0 - 0 1 2 3 - - - - 2 - - - -
 Measure 3: 4 4 3 2 3 4 3 - - - - - - - -
 Measure 4: 2 0 - - - - - - 6 - - - 3 3 -

>>

Book: O'Neill's 1437
 Krassen O'Neill's p138
 Source: Galt Barber
 My arrangement from various sources
 Transcription: Transcription, arrangement, chords:Mike Long

Johnny Wilmot's fiddle

Reel

(Cape Breton)

Em G D A

- 1 1 1 0 - 1 0 - - 0 1 2 3 - 0 0 2 1 0 2 - - - - - 2
1 - - - - 1 - - 1 0 1 - - - - 0 - - - - - 0 1 - 0 1 - 0 -
- 0 - - 0 - -

Em G D A

- 1 1 1 0 - 1 0 - - 0 1 2 3 - 0 0 2 1 0 2 - - - 2 1
1 - - - - 1 - - 1 0 1 - - - - 0 - - - - - 0 1 - - -
- 0 - - -

Em D Em D D A

- - - - - - - - - - - - - - - - 3 2 0 0 2 - - - - - 2
1 - - - - - - - - - - - 1 0 1 2 - 0 - - - - 0 1 - 0 1 - 0 -
- 1 1 2 3 2 1 3 2 1 0 2 1 0 - - - 0 - - - - - 0 - - 0 - -

Em D Em D Bm Em

- - - - - - - - - - - - - - - - 3 2 0 0 2 - - - 2 1
1 - - - - - - - - - - - 1 0 1 2 - 0 - - - - 0 1 - 0 1 - 0 -
- 1 1 2 3 2 1 3 2 1 0 2 1 0 - - - 0 - - - - - 0 - - -

Em D Em D D Bm

- - - - - - - - - - - - - - - - 3 2 0 0 2 - - - - - 2
1 - - - - - - - - - - - 1 0 1 2 - 0 - - - - 0 1 - 0 1 - 0 -
- 1 1 2 3 2 1 3 2 1 0 2 1 0 - - - 0 - - - - - 0 - - -

Em G D A

- 1 1 1 0 - 0 0 - - 0 1 2 3 - 0 0 2 1 0 2 - - - 2 1
1 - - - - 1 - - 1 0 1 - - - - 0 - - - - - 0 1 - - -
- 0 - - -

>>

Source: SF Scottish Fiddlers Handout
Transcription: Transcription, chords:Mike Long

>>

Johnny with the queer thing

The sailor on the rock

Reel

(Ireland)

The image shows a musical score for a reel in D major (two sharps) and common time. It consists of three staves of music with guitar chords and fretboard diagrams below. The first staff has chords D, G, D, D, G, and a first ending with A and G. The second staff has chords A, D, D, and G. The third staff has chords D, a first ending with A and G, and a second ending with A and G. Fretboard diagrams are provided for each staff, showing fingerings for the strings.

>>

Book: Music from Ireland Vol. 3

O'Neill's 1294

Source: My arrangement from various sources

Transcription: Transcription: Trish O'Neil, arrangement, chords: Mike Long

The Killavil fancy

The farewell reel

Reel

(Ireland)

G D C G D C

0 3 - 3 - - - 3 1 1 6 1 3 1 0 3 - 3 - - - 3 1 1 0 1 2 3 -
- - 1 - 0 1 0 - - - - - - - - - 1 - 0 1 0 - - - - - - - 0
- -

G D C G D C G

- - - - - - - 3 1 1 6 1 3 1 0 3 - 3 - - - 3 1 0 - 0 3 3
1 - 1 0 1 0 - - - - - - - - - - - 1 - 0 1 0 - - - 1 - - -
0 -

G C D G C D

3 - - - - - - - - - - - - - 3 - - - - - - - - - - 3 1 0 1
- 0 1 - - - - - - - 1 1 - 1 0 1 - 1 - - - - - - - 1 0 1 - - - -
- - - 0 1 3 1 0 - - 0 - - - - - - - - - 0 1 0 3 1 0 - - - - - -

G C D G C D

3 - 3 -
- 1 - - - - - - - 1 1 - - - - - - - - - - - - - - - 1 0 1 - 0
- - 0 1 0 3 1 0 - - 0 1 3 4 5 4 3 4 3 1 3 2 4 3 1 0 - - - - -

Book: Bulmer and Sharpley

Ceol Rince 1 p82

Source: My arrangement from various sources

Discography: Pierre Schreyer - New Canadian Waltz

The Barra MacNeils - Traditional Album

Music at Matt Molloy's

Frankie Gavin & Alec Finn

Transcription: Transcription, arrangement, chords:Mike Long

Kilmalely

Reel

(Ireland)

The score is arranged in five systems, each with a treble clef staff and guitar-style tablature below:

- System 1:** Chords G, Am, C, D. Tablature: 3 0 3 1 3 0 1 3 | 3 - 3 - 3 1 3 | - 1 - 2 - 1 - | 0 1 - - - - 1 0 | - - - - 0 1 0 - -
- System 2:** Chords G, C, D, G. Tablature: 3 0 3 1 3 0 1 3 | - 3 - 3 1 0 | 6 - 6 - - - - | - - - - 3 0 1 | - - - - 1 0 1 - - | - - - - 0 1 2 3 1 | 0 - - - - - - -
- System 3:** Chords D, G, G, Am. Tablature: - - - - 3 - - - - - - - - - - - | - - - - - - - - - - - | - - - - - - - - - - - | 0 - - - - 3 | 3 0 3 1 3 0 1 3 | 5 3 4 3 1 3 | 4 1 4 2 4 1 4
- System 4:** Chords Am, D, G, C. Tablature: - - - - 6+ - - - - - - - - - - - | - - - - - - - - - - - | - - - - - - - - - - - | 4 - 4 5 4 3 1 2 | 3 0 3 1 3 0 1 3 | 5 3 4 3 1 0 | - - 1 - - - - | - - - - 0 1 2 3 1
- System 5:** Chords D, G, D, G. Tablature: - - - - 3 - - - - - - - - - - - | - - - - - - - - - - - | - - - - - - - - - - - | 0 1 0 1 | - - - - 3 | 0 1 0 1 | - - 3 2 | - - - - - - - - - -

Source: Show the Ladies
 Discography: Show the Ladies
 Transcription: Transcription, chords:Mike Long

Kitchen girl

Reel

(USA)

Chords: A G D A A G E

Fret numbers: 4 3 1 2 1 0 2 2 0 1 2 3 4 5 4 3 1 1 0 0

Chords: A G D A A E A

Fret numbers: 4 3 1 2 1 0 2 2 0 1 1 2 1 0 2 0 0

Chords: C G Am

Fret numbers: 2 1 0 1 0 3 1 1 3 0 1 2 0

Chords: Em Am G Am Am Em

Fret numbers: 1 2 1 0 2 1 2 1 0 1 0 3 1 1 1 2 1 0 2 1 0 3

Chords: Am

Fret numbers: 0

>>

Source: robins~1.abc

Transcription: Transcription:Richard Robinson?,chords:Mike Long

Kitty in the lane

Reel

(Ireland)

Chords: D, C, C, D, C, C, D, D, A, G, D, A, G, D

Tablature: 0 0 0 1 6 1 0 3 1 1 3 6 1 6 0 0 1 6 1 0 3 1 6 1 0 0 0 0 2 0 1 2 1 0 2 0 1 2 1 0 1 2 3 4 2 0 0 0 2 0 1 2 1 0 2 0 1 2 3 2 3 4 2 3 1 2 0 1 2 1 0 3 2 0 0

>>

Book: Kerr's First p34

Source: Kerr's First p34

Transcription: Transcription, arrangement, chords:Mike Long

The knotted cord

Reel

(Ireland)

Am G Em G

0 1 0 - - 0 1 - - 1 - 1 - 3 - 3 1 0 1 3 - 3 - 3 - 3

- - - 1 1 - - 6 - - - - - 0 - - - - - 1 - - - 1 -

- - - - - - - 0 1 - 0 - - - - - - - - - - - 0 - - -

Am G [1 Em G] 2

- - - 1 1 - - 6 - - - - - 3 - - 3 - - - - - - - 3 - - - - -

0 1 0 - - 0 1 - - 1 - 1 - 1 2 - - - - - - - 1 - 0 1 0 - 1

- - - - - - - 0 1 - 0 - - - - - 0 1 2 3 1 0 - - - - - 0 -

Em Am G

- - - 3 -

- 1 - 0 1 0 0 -

0 - - - - - - - 1 4 4 1 4 4 1 4 4 6+ - - - - - - - - - - - - -

1 3 3 1 3 3 2

Am G

- -

3 2 3 4 3 1 0 3 1 4 4 1 4 4 1 4 4 6+ - - - - - - - - - - - - -

1 0 3 4 5 4

Em [2 Em G]

- - - - - 1 1 0 0 -

3 1 0 - - - - - 3 1 0 - - - - - 1 1 0 - 1

>>

Book: Pubscouts
 Ceol Rince 2 n229
 Source: Show the Ladies
 Discography: Show the Ladies
 Transcription: Transcription, chords:Mike Long

Lad O'Beirne's

Reel

Lad O'Beirne (Ireland)

1 0 3 3 0 3 - 3 - - 6 - 3 - 3 1 3 0 3 3 2 3 - - -
 - - - - - 1 - 0 1 - 1 - 0 - - - - - - - 0 1 -
 - 0

D G C G

1 2 3 0 3 1 0 3 1 0 - - 0 - - - 6 1 1 3 1 0 0 1 3 - - -
 - - - - - 1 1 - 1 - 1 - - - - - 1 - - - 0 1 - 1
 - - - - - 0 - - - - - - - - - - - - - - - - 1 -

D G G

0 1 0 6 1 3 3 0 1 - - - 0 0 0 1 2

C G C D G

3 5 3 4 5 3 1 0 - - - 0 - - - 6 1 1 3 1 0 - - - - -
 - - - - - 1 1 - 1 - 1 - - - - - 1 - - - 0 0 0 1 2
 - - - - - 0 -

C G D G

3 5 3 4 5 3 1 - - - 0 1 3 - - - - - 6 - 3 3
 - - - - - - - - - - - 0 1 - 1 - - - 1 0 - 1 - -
 - - - - - 1 - 0 - - - - - - - - - - - - - - -

Source: hnreel~1.abc mostly, + ricker~3.abc

Discography: Arty McGlynn & Nollaig Casey: Lead the Knave

Dervish: The Boys of Sligo

Transcription: Transcription:Henrik Norbeck?, slight arr., chords:Mike Long

The lads of Leish

The lads of Leith

The lads of Laois

Reel

(Ireland)

Em D Em (C) G D

1 - - 1 3 2 1 0 - - 0 1 2 0 3 1 1 0 1 2 3 - - - - - 2
 - 1 1 - - - - - 0 0 - - - - - 0 1 - 1 - 1 0 -
 - - - - - - - - - - - - - - - - - 1 - 0 - - -

Em D Em G D Em

1 - - 1 3 2 1 0 - - 0 1 2 0 1 - 1 - - - 2 0 1 2 - - 1 1
 - 1 1 - - - - - 0 0 - - - - - - 1 - - 1 0 - - - - 0 1 - -
 - - - - - - - - - - - - - - - 0 - - - - -

Em D Em (C)

-
 - 1 1 - - - - - - - - - - - 1 2 - - - - - - - - -
 1 - - 1 3 2 1 0 1 2 4 3 2 1 0 - - 0 1 0 1 2 3 1

D Em Bm/G C

- - - - - - - - - - - 3 - 2 - 1 - - - - - - - - -
 - - - - - - - - - - - 1 1 - 1 - 1 - - 1 1 0 1 - - - - -
 2 3 4 2 3 2 1 0 1 - - - - - - - - - 0 1 2 3 1 2 1

D

- - - - - - - - - - - - - - - 2 - -
 0 2 1 0 1 0 - - 0 - -

>>

Book: Ceol Rince 1, #192- Lads of Leith
 Kerr's Fourth p13
 Source: My arrangement from various sources
 Transcription: Transcription, arrangement, chords:Mike Long

Lady Forbes

Reel

(Ireland)

0 2 - - - - 3 2 1 - - - - 3 1 0 2 - - - - 3 2 3 - - 3 2 0 1 -
 - - 0 - 1 0 - - - - - - - 2 0 - - - - 0 - 1 0 - - - 1 0 - - - - 2
 - - - 0 - - - - - 1 1 0 - - - - - 0 - - - - - - - - - - -

0 2 - - - - 3 2 1 - - - - - - - 0 2 - - - - 3 2 3 - - 3 2 0 0
 - - 0 - 1 0 - - - - - - - 2 0 - - - 0 - 1 0 - - - 1 0 - - - -
 - - - 0 - - - - - 1 1 2 3 1 - - - - 0 - - - - - - - - - - -

- 2 - 0 - - - - 2 0 - 0 - 0 - 0 - 2 - 0 - - - -
 0 - 0 - 0 2 1 0 - - - 1 - 2 - 1 - 0 - 0 - 0 2 1 0

2 - - - - 2 1 0 - 2 - 0 - - - - 2 - - - - 2 0 - 2 - 0 1 - 0 -
 - 0 1 2 0 - - - - 0 - 0 - 0 2 1 0 - 0 1 2 3 1 - - 0 - 0 - - 0 - -

3 - - 3 2 0 0 3 - - 3 2 0 1 -
 - 1 0 - - - - - - - 1 0 - - - - - 2
 - - - - - - - - - - - - - - - - -

>>

Book: O'Neill's 1411
 Source: O'Neill's 1411
 Transcription: Transcription, arrangement, chords: Mike Long

Lady from oceanside

Reel

James Kelly

D G A D | 1

0 - - - 2 1 0 - 1 1 1 0 - 0 - 0 - - - 2 1 0
 - - 1 0 - - - 1 - - - 1 - 0 - - 1 0 - - -
 - 0 - - - - - - - - - - - - - - 0 - - - -

G A | 2 G A D A

- 0 - - 0 2 1 - - 0 - - 0 1 2 - - - - - - - - - -
 1 - 0 1 - - - 2 1 - 0 1 - - - 0 - - - 2 - 1 - 2 1 0 - 0 - 0 - 0
 - - - - - - - - - - - - - - 0 2 0 - 0 - 0 - - - 1 - 2 - 1 -

D G A D A

- - - - - - - - - - - 3 2 - - - - - - - - - -
 - - - 2 - 1 - 2 1 0 1 - - 0 1 2 - - - 2 - 1 - 2 1 0 - - - - 2
 0 2 0 - 0 - 0 - - - - - - - - - 0 1 2 0 - 0 - 0 - - - 1 3 2 0 1 -

D G A

- - - - - - - - - - - 3 2 3 1 2
 - - - - - - - - - 2 - 0 1 2 0 1 0 - - - - -
 0 2 1 0 - 0 - - - - - - - - - - - - - - - - - -

>>

Source: from The Ring Sessions
 Various web abc's
 Transcription: Transcription, chords:Mike Long

The lady on the island

Reel

(Ireland)

The musical score consists of four staves of music in the key of D major (two sharps) and common time (C). Each staff contains a melodic line and a corresponding line of chords and fingerings. The chords are D, A, G, and D. The fingerings are indicated by numbers 0-4 below the notes. The first two staves end with a double bar line, while the last two staves end with a final cadence. A double arrow symbol (>>) is located to the right of the third staff.

Book: Fiddler's Fakebook (Same vsn.)

Source: Richard Darsie's web page

Discography: Chieftains 3 (?)

Mary Bergin- Traditional Irish Music- Shanachie (?)

Transcription: Transcription, chords:Mike Long

The lame fisherman

The jolly clam diggers

Reel

(Ireland)

D A D G A D A D
 A D D A D G A D A D
 A D D G D
 G A D G D A D D G D
 G A D A D A D

>>

Book: O'Neill's 1198

Kerr's Second p33 (Same vsn., but doubled...)

Source: O'Neill's 1198

Transcription: Transcription, minor arr., chords:Mike Long

Larry Redican's 1

Reel
APB The Chieftains

Larry Redican (Ireland)

The image displays a musical score for the reel 'Larry Redican's 1'. It is written in G major (one sharp) and common time (C). The score consists of six systems of music, each with a treble clef staff and guitar tablature below it. Chord diagrams are placed above the staff at various points. The tablature uses numbers 0-6 to indicate fret positions. The score includes a double bar line with repeat dots and a first/second ending bracket. The final system shows a chord progression of D and G.

System 1: G, G, Em, G. Tab: 3 - - 3 1 3 0 3 - 0 - - 3 - - - - - - 3 1 0 - 0 - 0, - 1 0 - - - - - 1 - 1 0 - 0 1 - - 1 0 - - - 1 - 0 - - - - - 1 0 - - - - -

System 2: G, Em, Em, G, D, G, C, G. Tab: - - - - 1 1 0 1 0 1 2 3 1 0 - 0 - 1 0 3 - 0 1 0 1 3 0 1 3 - 1 0 0 1 - - - - - 1 - 1 - - - 1 - - - - - 0

System 3: D, G, G. Tab: - 6 - - 2 3 - 6 - 3 3 1 3 0 6, 1 - - 0 - - - 1 - - - 0 -

System 4: C, D, G, C. Tab: - 3 - 0 3 - - - - 6 6 - 3 2 3 - 0 2 - - - - - 3 3 1 3 0 6, 1 - 1 - - 1 - - - 0 - - - 0 - - - 0 - - - 0 - 2 1 0 2 - - - - - 0 - - - - -

System 5: G, C, [1 D G] || 2. Tab: - 3 - 0 3 - - - - 6 6 - - - - - - - - - 3 3, 1 - 1 - - 1 - - - - - - - - - - - - - - - 1 1 0 - - 3, - - - - 0 3 1 - - 1 2 3 1 0 - - - - - - - - - - - - - - -

System 6: D, G. Tab: - 6 - - - - 3, 0 - - - - 1 - 0 - - - - -

>>

Source: Chieftains 9, Trk. 8

Discography: Chieftains 9, Trk. 8

Transcription: Transcription, chords:Mike Long

>>

Larry Redican's 2

Reel

G
C
G
Am
D

3 - 3 - 3 - 3 - 6 - - - 6 - 3 - - - - - 3 - - - 3 1 2
 - 1 - - - 1 - 0 - 0 - 0 - 0 - - - - - 1 - 0 1 0 - - -
 - - - 0 - - - - - 1 - - - - 3 2 3 1 0 - - - - -

G
C/A
G
1 D
G
|| 2

3 - 3 - 3 - 3 - 6 - - - 6 - 3 - - - - - 3 - 0 2 - 3 0 1 2
 - 1 - - - 1 - 0 - 0 - 0 - 0 - - - - - 1 - 0 - 0 - - -
 - - - 0 - - - - - 1 - - - - 3 2 3 1 0 - - - - -

D
G
Em
D

- 0 2 - 3 -
 0 - - 0 - 0 1 - - - - - - - - - - - 1 2 - - - 0 - - 0
 - - - - - - - 0 1 0 1 2 3 2 1 2 0 1 0 - - 0 1 2 0 - 0 2 -

Em
C
G
| 1

- - - - 0 -
 0 2 0 - 0 2 0 1 0 1 2 3 1 2 0 1 0 - - - 3 - 6 - - - - -
 - - - - - 0 1 - - - - - - - - - - - 0 1 - - - - - 5 4

D
2 D

- - - - 1 0 1 -
 3 1 0 - - - - 0 3 1 0 - - - 1 0 1 0

>>

Book: Pubscouts
 Source: Web abc
 Transcription: Transcription:???, chords:Mike Long

Last night's fun

Reel

(Ireland)

D A D
 3
 - - 0 2 1 0 - 0 - 0 - 0 2 0 1 2 3 - - 0 0 - - - -
 - 1 0 - - - - 0 - 1 - 0 - - - - - 1 0 - - 0 1 2 -
 0 - 0
 G A D D A D
 - - - - - 1 1 -
 1 3 2 1 0 - - 0 0 2 2 4 2 2 0 1 2 0 1 0 1 2 0 2 2 4 2 2
 A G D D A D
 - - - - - - - - - 1 0 1 - - - - - - - - - - - - - - - -
 1 2 3 2 1 0 - - - 0 2 2 4 2 2 0 1 2 0 1 2 3 4 2 5 2 4 2 1 3
 A G
 -
 2 1 0 1 2 0 1

>>

Book: Bulmer & Sharpley 3
 Irish Traditional Music Session Tunes 3 p24
 Source: The First Month of Spring, John Vesey and Paul Brady ?
 My arrangement from various sources
 Discography: Noel Hill: The Irish Concertina ?
 Mary Bergin: Feadoga Stain ?
 Dervish: Playing with Fire ?
 The First Month of Spring, John Vesey and Paul Brady ?
 Transcription: Transcription, arrangement, chords:Mike Long

Launching the boat

Reel

Francie Byrne

The musical score consists of five staves of music in the key of D major (two sharps) and 4/4 time. Each staff includes a treble clef, a key signature of two sharps, and a common time signature. The music is written in a single melodic line. Below each staff, there are guitar chords and fret numbers for fingerings. The chords are: D, A, G, D, A, G, D, Em, G, D, A, D, D, A, D. The fret numbers are: 2, 0, 2, 0, 3, 2, 0, 0, 1, 1, 1, 0, 0, 0, 2, 0, 0, 2, 0, 4, 0, 2, 4, 0, 2, 4, 2, 3, 1, 1, 3, 2, 1, 5, 1, 3, 5, 1, 3, 5, 1, 4, 3, 2, 4, 0, 2, 1, 0, 0, 1, 2, 0, 3, 2, 3, 0, 0, 0, 0, 0, 0, 1, 2, 0, 2, 0, 2, 0.

>>

Source: IrTrad, 27 Sep 1999, Juergen Gier

Transcription: Transcription: Juergen Gier ?, chords: Mike Long

The laurel tree

Reel
APB The Bothy Band

(Ireland)

The musical score consists of six systems, each with a treble clef staff and guitar chord notation below. The key signature is one sharp (F#) and the time signature is common time (C). The chords used are Am, G, C, and G. Fret numbers are indicated by numbers 0-6 on the lines. Trills are marked with a tilde (~) and triplets with a '3'. The piece concludes with a double bar line and repeat dots.

System 1: Am G Am G Am
 System 2: Am G Am C G Am
 System 3: Am G Am G Am
 System 4: Am G Am C G Am
 System 5: Am G Am G Am
 System 6: Am G Am C G Am

>>

Source: Bothy Band: Live in Concert
Discography: Bothy Band: Live in Concert
Transcription: Transcription, chords:Mike Long

>>

Lawson's favourite

Kennaw's reel

Reel

(Ireland)

D C D C D

D C D 1 C D 2

C D D C D

C D D C D

C

0 2 4 2 3 2 1

>>

Book: Ceol Rince 3 #126
 Music of Corktown (as Lawson's)
 Source: Ceol Rince 3 #126
 Transcription: Transcription, chords:Mike Long

Leather buttons

Reel

(Ireland)

D (G) D A D G G A

2 0 - 0 - 0 - 0 2 0 - 2 1 1 3 2 0 - 0 - 0 - 0 - - - - - 3
 - - 0 - 1 - 0 - - - 0 - - - - - 0 - 1 - 0 - 1 - 2 - - 1 0 -
 - 0 - 1 0 - - -

D (G) D A D G G A D

2 0 - 0 - 0 - 0 2 0 - 2 1 1 3 2 0 - 0 - 0 - 0 - - - - - -
 - - 0 - 1 - 0 - - - 0 - - - - - 0 - 1 - 0 - 1 - 2 - - -
 - 0 - 1 0 0

D A D A D A G A

-
 - 0 1 2
 0 2 0 1 0 2 0 0 2 0 1 1 0 2 0 1 0 2 0 4 3 2 1 0 - - -

D A D A D G G A

- 3
 - 2 1 0 1 - 2 - - 1 0 -
 0 2 0 1 0 2 0 0 4 2 1 1 4 3 2 1 0 - - - - 0 - 1 0 - - -

>>

Book: O'Neill's 1543
 Source: O'Neill's 1543
 Transcription: Transcription:John B. Walsh, chords:Mike Long

The Limerick lasses

Reel

(Ireland)

The image shows a guitar tablature for the reel 'The Limerick lasses'. It consists of six systems of music, each with a treble clef staff, a key signature of two sharps (D major), and a common time signature. Chords are indicated by letters (D, G, A) above the staff. Fingerings are indicated by numbers (0-4) on the lines. Some systems include repeat signs and first/second endings. A double arrow '>>' is located to the right of the third system.

System 1: Chords: D, G, A, D. Includes first and second endings. Fingering: 2 0 1 2, 3 2 3, 1 1, 2 0 1 2, 3 3 2 0 0.

System 2: Chords: G, D, D, A, G, D, G. Fingering: 3 3 2, 1 0 0 1 2, 2 0 0 1 2 1 0, 2 1 1 2, 0 2 3 4 5 4 3.

System 3: Chords: A, D, D, A, G, G. Fingering: 2 4 1 3 2 0 0, 0 0 1 2 0 1 0, 2 0 1 2 3 2 3 4, 5 5 5 4 3.

System 4: Chords: A, D, D, D, A, D. Fingering: 2 4 1 3 2 0 0, 0 1 0 1, 0 1 2 2, 0 1 0 1.

System 5: Chords: A, D, D, D, A, G. Fingering: 1 2 3 1 2 0 0, 0 1 0 1, 0 2 0 1 1 2, 3 2 1 0.

System 6: Chords: A, D. Fingering: 1 0 2 1 0 0.

Book: O'Neill's 1451

Source: O'Neill's 1451

Transcription: Transcription:Bob Safranek, chords:Mike Long

The Longford collector

Reel

The musical score is written in treble clef with a key signature of one sharp (F#) and a common time signature (C). It consists of five systems of music. Each system includes a melodic line with notes, rests, and ornaments (marked with a tilde ~), and a corresponding line of guitar chords and fret numbers. The chords used are G, Em, D, Am, and Em/C. Fret numbers are indicated by digits 0-3, with some triplets marked with a '3'. The piece concludes with a double bar line and repeat dots.

>>

Book: Irish Traditional Music Session Tunes 2 n4

Ceol Rince 1 n184

Source: My arrangement from various sources

Discography: Michael Coleman

Davy Spillane: Shadow Hunter

Transcription: Transcription, arrangement, chords:Mike Long

The Longford tinker

The Furze bush

Reel

(Ireland)

Bm Bm A Bm

A Bm A

D A D G D A

G A D A D G G

D G D A D G

G A D A D G

>>

D G D D A G
 2 4 2 3 2 1 0 2 4 4 2 4 4 2 4 4 2 3 2 1 0 3 5 5 3 5 5
 G A D D G G
 3 5 4 2 3 2 1 0 2 4 4 2 4 4 2 4 4 2 3 0 3 5 3 4 2 3 2 1 0
 D G
 2 4 2 3 2 1 2

Book: Irish Traditional Music Session Tunes 3 n49

Music from Ireland Vol. 3

Source: Music from Ireland Vol. 3

Transcription: Transcription: Mike Long

>>

Lord Gordon's reel

Reel

(Ireland)

The musical score for 'Lord Gordon's reel' is presented in five staves. Each staff contains a line of music in treble clef with a key signature of two sharps (D major) and a 2/4 time signature. Below each staff is a line of guitar tablature. The tablature uses numbers 0-4 to represent frets and numbers 1-3 to represent fingers. Above the staves, chords are indicated: D, Em, G, D, A, D, G, A, D, Em, G, D, A, D, G, A. The score includes various musical notations such as triplets, slurs, and accents.

>>

Book: O'Neill's 1433

Roche 1 n162

Source: O'Neill's 1433

My arrangement from various sources

Transcription: Transcription, arrangement, chords:Mike Long

Lucy Campbell

Reel

(Ireland, Scotland)

The musical score for 'Lucy Campbell' is presented in six systems, each consisting of a treble clef staff with a key signature of two sharps (D major) and a common time signature. The music is a reel, characterized by its 4/4 time signature and continuous eighth-note patterns. Each system includes guitar tablature (numbers 0-3) and chord diagrams (D, A, G, Bm) positioned above the staff. The score is divided into four measures per system. The first system has chords D, D, A, D, G, D. The second system has chords D, D, A, D, G, D. The third system has chords D, D, A, D, A, G, D. The fourth system has chords D, Bm, G, D, A, G, D. The fifth system has chords D, D, G, G, D, G, D. The sixth system has chords D, D, G, G, D, G, D. The tablature includes various techniques such as bends (marked with a tilde ~) and slurs. The score concludes with a double bar line at the end of the sixth system.

>>

D D A D G D
 0 2 2 0 2 1 2 0 2 2 4 2 1 2 0 2 2 1 2 2 1 - - - 2 - 0 0
 - 1 0 - 0 - -
 D D A G D G D
 0 2 2 1 2 0 2 1 2 0 2 2 1 2 4 2 1 2 3 3 1 2 3 2 1 - - - 2 - 0 0
 - 1 0 - 0 - -
 0 2 2 1 2 0 2 1 2 0 2 2 1 2 4 2 1 2 3 3 1 2 3 2 1 0 - - - - - - -

Book: Kerr's Third p4- 2 pt. Strathspey
 Ceol Rince 2 n185
 The Irish Fiddle book- very close to this vsn... perhaps nicer (because simpler)...
 Source: Round the House
 Discography: Bothy band: Live in concert
 Round the House
 Transcription: Transcription, chords:Mike Long

>>

Mackilmoyle reel

Reel

The musical score for 'Mackilmoyle reel' is presented in five systems, each consisting of a treble clef staff with a key signature of two sharps (F# and C#) and a common time signature (C). The notes are accompanied by guitar tablature (fingerings) and chord names (D, A, G) positioned above the staff. The first system includes a double bar line with repeat dots. The second system ends with a double bar line and repeat dots. The third system begins with a double bar line and repeat dots. The fourth system ends with a double bar line and repeat dots. The fifth system concludes with a double bar line and repeat dots. A double arrow symbol (>>) is located to the right of the third system.

Book: N.E. Fiddler's
 The Portland collection
 Transcription: Transcription, chords:Mike Long

Maggie's pancakes

The rainbow tune

Reel

Stuart Morison

The musical score consists of five systems of notation. Each system includes a treble clef staff with a key signature of two sharps (F# and C#) and a common time signature (C). Fingerings are indicated by numbers 1-4 below the notes, and chords are labeled above the staff. Some notes have a tilde (~) above them, indicating a grace note. The first system has a repeat sign at the end. The second system has a repeat sign at the end. The third system has a repeat sign at the beginning and a double bar line at the end. The fourth system has a repeat sign at the end. The fifth system has a repeat sign at the end.

System 1: Chords: Bm, G, A, G, A. Fingerings: 1 1, 2 3 2 1, 0 1 0 1 - 1 - 1, 2 0 0 - 0 0 - 2, 0 - - 1 - 2 0 -

System 2: Chords: Bm, G, A, G, A, Bm. Fingerings: 1 1, 2 3 2 1, 0 1 0 1 - 1 - 1, 2 0 1 2 0 1 2 - - - - 2 1 - - -

System 3: Chords: Bm, G, A, Bm, Bm, G. Fingerings: 3, 2 - - 1 - 1 - 1, 2 - - 2 - 1 1, - - - 1 - 1 - 1, 2 0 - - - 0 -

System 4: Chords: A, Bm, Bm, G, A. Fingerings: 2 - - 2 1 2 - - - - - - - - - 1 0 1 - 1 - 1, 2 0 - 0 - 0 2 - - - - 4 1 - - - 0 1, 2 0 0 2 3 2 1, 0 - - - - 0 - - - 0 - 1 - - 1

System 5: Chords: A, Bm. Fingerings: 4, 2, 1, 2, 1, 0, 1

>>

Source: Various web abc's
 Discography: Tannahill Weavers, "Dancing Feet"
 Transcription: Transcription:??, minor arr., chords:Mike Long

The magpie's nest

Reel

(Ireland)

1

D G D A D

G A | 2 A D | D G D A

D G A D G D A

G D A D

0 - - 0 1 0 - 2 - - - 2 - 3 2 1 0 2 - - - 2 1 2
 - 0 0 - - - 0 - - 0 - - - - - - - 0 0 1 0 - - -
 - 0 0 - - - 0 -

0 1 -
 - - 0 1 2 1 1 - - - 0 1 - - - - - - - - - - - - - - - 2 0
 - - 0 1 2 0 0 4 4 2 3 3 1 2 2 0 1 - - -

- 2
 - - - - - - - 1 0 1 - - - - - - - - - - - - - - - 2 0 -
 4 4 3 2 1 0 - - - 0 1 2 1 1 4 2 4 3 1 3 2 0 2 1 - - -

3 - 3 2 - 2 - - - - - - - - - - - - - - - -
 - 1 - - - 0 - 0 1 - - - - - - - - - - - - - - -
 - - - - - - - - - - - - - - 0 1 2 0 0

>>

Book: O'Neill's 1365
 Roche 1 n176
 Source: O'Neill's 1365
 Transcription: Trish O'Neil, chords: Mike Long

The maid behind the bar

The green mountain

The Cameronian

Judy's reel

Reel

(Ireland)

0 1 2 - - - - 2 1 0 2 - - - - - - - - - - - - - - -
 - - - - - 0 0 1 0 - - - - - 0 0 1 0 1 - - - - - 1 1 0 1 2 - - -
 - 0 1 2 - - - - - 0 1

A D A D G | 1
 - - - - - - - - - - 2 - - - - 2 1 0 2 - - - - - - - - - - -
 - - - - - 1 0 - 0 1 0 - - - - - 0 0 1 0 1 - - - - - 1 1 0 1 2 - 1
 2 3 2 1 0 - - - - - - - - - - - 0 1 2 - - - - - 0 -

A D || 2 A D D
 - 2 1 2 0 - 2 1 2 0 - - - - - - - - - - - - - - - - -
 0 - - - - 0 - - - - 4 4 3 2 0 0 1 2 0 4 0 2 0 0 2
 -

G A A D G D A
 -
 1 2 3 4 5 1 1 2 3 2 1 5 1 3 1 1 3 2 3 4 2 5 2 4 2 0 1 2 0 1 0 1

G A D
 - - - - - - - - - - - - - - - - 2 1 2 0
 2 - - - - - 1 2 - 0 1 0 - - - - - - - - - - - - - - -

>>

Book: Kerr's Fourth p16
 Kerr's Second p25
 O'Neill's 1205
 Irish Traditional Music Session Tunes 2 p7
 Source: My arrangement from various sources
 Transcription: Transcription, arrangement, chords:Mike Long
 Click the Tune Title to Play the Tune - Click >> to Jump to the Index

Maid in the cherry tree

Reel

(Ireland)

The musical score consists of four staves of music in the key of D major (two sharps) and 4/4 time. The first three staves contain the main melody with guitar tablature and chord diagrams. The fourth staff shows a simple bass line.

Staff 1: Chords: A, G, A, G, A, G. Tablature: 2 0 0 2 3 2 0 0 0 0 0 0 2 3 1 2.

Staff 2: Chords: G, A, A, G, A, G, A, G. Tablature: 0 1 1 0 0 1 4 4 5 4 4 3 1 4 4 3 1 2 3 0 3 1 4 4 5 4 4 2.

Staff 3: Chords: G, A, A, G, A, G, G. Tablature: 3 1 0 1 1 0 0 1 4 4 5 4 4 3 1 4 4 2 3 3 4 5 3 4 2 3 1 2 0.

Staff 4: Chords: G, (A). Tablature: 1 0 3 1 1 0 0.

>>

Book: O'Neill's 1538

Source: O'Neill's 1538

Transcription: Transcription, minor arr., chords:Mike Long

The maid of Mt. Cisco

Reel

Am G

1 - - - 3 - 3 1 - - - 3 - 3 0 3 3 - 3 - 3 0 3 3 0 3 - 0
 - 0 0 1 - 0 - - 0 0 1 - 0 - - - - 1 - 0 - - - - - 1 - -
 -

Am G/E G Am

1 - - - 3 - 3 1 - - - - - - - - - - - - - - 3 - - 3
 - 0 0 1 - 0 - - 0 0 1 0 1 - - - - - - - - - 1 - 1 0 - -
 - - - - - - - - - - - - - - - 1 3 3 4 3 3 0 - - - - - - - -

Am G Am G Em G

- - - - - 3 - 3 - 3 - 3 - - - - - - - - - - - - - - -
 0 1 - 1 0 1 - 1 - - - 1 - 0 1 - 1 - 0 1 - 1 - - - - 1
 - - 0 - - - - - - - 0 - - - - - 0 - 0 1 3 2 4 3 1 0 -

Am G Am G Em G

- - - - - 3 - 3 - 3 - 3 - - - - - - - - - - - - - - -
 0 1 - 1 0 1 3 - 3 - 3 - 3 - 0 1 - 1 - - - - - - - - -
 - - 0 - - - - - - 0 - - - - - 0 - 0 1 3 2 4 3 1 0 3

Am C G Am Em G Am

- - - - - 3 -
 1 4 4 5 3 4 3 3 1 0 - - - - 0 1 4 4 5 3 4 3 3 1 0 1 3 1 3
 Am C G Am Em G Am

- - - - - 3 -
 4 5 4 2 3 4 3 1 0 0 - - - - 0 1 - 0 1 - - - 0 0 0 - - - -
 1 - - 1 2 3 1 0 - - - - 3 - - - -

>>

Source: Richard Darsie's web page
 Transcription: Transcription, chords:Mike Long

Click the Tune Title to Play the Tune - Click >> to Jump to the Index

The maids Of Mitchellstown

Reel

(Ireland)

D C G C D Am 1 G C || 2

0 - 3 1 2 3 1 - - 3 1 6 - 3 1 0 - 3 1 2 3 - - - 3 1 6 1 3 1
 - 0 - - - - - 0 1 - - - 0 - - - 0 - - - - 1 0 1 - - - - -
 -

C D Fine | D Am C D

- 6 3 1 1 0 0 0 1 3 - 6 - 3 - - - - - - - -
 0 - - - - - - - - - - - - 0 - 0 - 0 - - - - - - -
 - - - - - - - - - - - - - - - - 0 0 1 2 1 0

C D 1 Am D || 2 G C

6 - 3 1 2 1 2 3 - 2 3 1 2 0 0 - - - - 6 - 3 1
 - 0 - - - - - - - 0 - - - - - - - 0 - - 1 - 0 - -
 - - - - - - - - - - - - - - - - 0 0 - - - - -

>>

Book: O'Neill's 1410

Source: O'Neill's 1410

Transcription: Bob Safranek, minor arr., chords: Mike Long

The man from Bundoran

Reel

Em A

Em A

D A

D A

1 1 - 1 - 1 - 1 1 - - - - 2 0 0 2 - - 0 2 - - - - - 2
 - - - - 0 - - - - 0 - - - - 0 1 - - 0 1 2 1 0 -

1 1 - 1 - 1 - 1 1 - - - - 2 0 0 2 0 - 0 1 2 - - - - -
 - - - - 0 - - - - 0 - - - - 1 - - 0 1 2 1 1 2

0 2 2 1 0 - - - 2 2 1 0 0 1 2 - - 2 3 4 2 1 - - 1 1 3

2 2 1 0 - - - 1 2 2 1 0 - 0 1 2 0 - 0 2 3 4 2 1 - - - 1 0 -

>>

Source: Henrik Norbeck?
 Discography: Four Men and a Dog: Barking Mad
 Altan: Harvest Storm
 John McHugh & Barry Carroll: The Long Finger
 Transcription: Transcription:Henrik Norbeck(?), arrangement, chords:Mike Long

The man of the house

Reel

(Ireland)

The musical score consists of four staves of music in the key of D major (two sharps) and 4/4 time. The first staff contains the first six measures, with chords Em, G, Em, D, Em, and G. The second staff contains measures 7-12, with chords D, A, Em, D, C, and Em. The third staff contains measures 13-18, with chords Em, D, C, D, Em, D, C, and D. The fourth staff contains measures 19-24, with chords G, D, G, D, and A. Fret numbers are provided below the notes on each staff. A double greater-than sign (>>) is located to the right of the third staff.

Book: O'Neill's 1398

Source: O'Neill's 1398

Transcription: Transcription:Bob Safranek, minor arr., chords:Mike Long

The maple leaf

Reel

The musical score for 'The maple leaf' is presented in five staves. Each staff contains a melodic line in treble clef with a key signature of one sharp (F#) and a common time signature (C). Fingerings are indicated by numbers 1-3 below the notes. Chords are indicated by letters (Em, G, D, C, Am) above the staff. A repeat sign is present at the beginning of the third staff, and a double bar line with repeat dots is at the end of the fifth staff.

Staff 1: Chords: Em, G, D, Em, G, Am. Fingerings: 1 1 2 3 1 1, 1 0 1 0, 1 1 2 3 2 3, 1 - - - 6 - - 3, - - - - 0, - 0 0 - - - -.

Staff 2: Chords: Em, D, Em, G, D, Em, C, Am. Fingerings: 1 2 3 2 - 3 1 1, 1 0 1 0, 1 - - - 3 - 1 0, 6 - 6 - 3 1 0, - - - 0 - - -, 1 0 1 0 - - -, 1 - - 1 0 - 1, - 1 - 0 - - -, - - - 1 1 - - - -.

Staff 3: Chord: Em. Fingerings: 1 - - - - - - - - - - 1 - - - - - - - - - - 1 - - - - - - - - - - 1 - - - - - - - - - - 1 - - - - - - - - - - 1 - - - - - - - - - - 1 - - - - - - - - - - 1 - - - - - - - - - -.

Staff 4: Chords: C, D, Em, C. Fingerings: - - - - - - - - - - 1 0, 1 - - - - - - - - - - 1 - - - - - - - - - - 1 - - - - - - - - - - 1 - - - - - - - - - - 4 3 1 2 0 - - - - - 1 1 0 1 2 3 1 - 1 1 2 1 0 - 4 3 1 2 0 -.

Staff 5: Chord: Am. Fingerings: 6 - - - - - - - - - - 1 - - - - - - - - - - 6 - - - - - - - - - - 0 - - - - - - - - - - 3 - - - - - - - - - - 1 - - - - - - - - - - 0 - - - - - - - - - -.

>>

Source: Galt Barber
 Transcription: Transcription, chords:Mike Long

Martin Wynne's

Reel

(Ireland)

The image shows a musical score for a reel titled "Martin Wynne's". It consists of five staves of music in the key of D major (two sharps) and 4/4 time. The first staff begins with a treble clef, a key signature of two sharps, and a common time signature. The music is written in a single melodic line. Below the staff is a line of guitar tablature. Above the staff, chords are indicated: Bm, A, Bm, D, Em, D, F#m. The second staff continues the melody and includes a repeat sign at the end. The third staff starts with a repeat sign and includes a double bar line. The fourth staff continues the melody. The fifth staff concludes the piece with a double bar line and repeat dots. The tablature consists of numbers 0-4 on a six-line staff, with dashes indicating fretted notes. Chords are written above the staff in a standard format (e.g., Bm, A, D, Em, F#m).

>>

Book: Irish Traditional Music Session Tunes 1 p18
 Source: Irish Traditional Music Session Tunes
 Transcription: Transcription, minor arr., chords:Mike Long

Mary Grace

Reel

(Ireland)

Am G Am

C Am Am G Am

G Am G

C D D C

1 6 - - 1 - - 3 - 6 - 3 3 6 - - 1 - -
 - 0 0 - 0 0 1 - - 1 - - - 0 0 - 0 0
 - - - - - - - - - 0 - - - - - - - - -

6 - - - 6 - - - 6 - - 1 - - - 3 - 6 - 3 3 - - - 6 - 6 -
 - - - - - 0 0 1 - 0 0 - 0 0 1 - - 1 - - 0 6+0 1 - 1 - -
 - 0 1 0 - - - - - - - - - 0 - - - - - - - - - 0

- - - - - - - - - - - 3 3 0 3 3 - - - - -
 - - - 1 1 0 0 1 - - - - - 1 - - - - - 1 - - - - -
 1 3 0 - - - - - 0 1 2 3 2 3 0 - - - - - 0 1 2 3 2 3

- - - - - 1 1 0 0 - - - - - - - - - - - - - - -
 1 3 0 - - - - - - - - - 4 5 4 2 3 2 1 0

Book: O'Neill's 1256
 Source: O'Neill's 1256
 Transcription: Transcription, slight arr., chords:Mike Long

Mary of the grove

Reel

(Ireland)

Em D Em

D Em Em D Em

Bm Em Em D Em

G A Em D Em G

A

6 3 1 3 2 0 2 3 1 3
 1 1 1 1 0 0 0 0 1 1 1 1
 0 - - - - - - - - - - - - - - - -

6 2 3 1 1 3 1 3 2 0 2 3 1 3
 1 0 - - - - 1 1 1 1 0 0 0 0 1 1 1 1
 - - - - - - - - - - - - - - - -

2 2 3 1 1 - - - - - - - - - - 3 2 0 - - - -
 1 0 - - - - - - - - - - 1 0 0 - - - - - - - -
 - - - - - - - - - - 3 2 1 2 3 2 1 0 - 0 - - - - 3 2 1 2 3 2 1 0

1 - - - - - - - - - - - - - - - - 3 2 3 - 2 1 1 2 3 2 3 -
 - 0 1 2 3 1 1 3 2 1 2 3 2 1 0 - 1 0 - - - 0 - - - - - 0
 - 0 -

1 -
 - 0 1 1 2 3 2 1 0

>>

Book: Music from Ireland Vol. 3 n15
 Roche 1 n190
 Source: Roche 1 n190
 Transcription: Transcription, minor arr., chords:Mike Long

The mason's apron

Reel

The image displays a musical score for the reel 'The mason's apron'. It is written in treble clef with a key signature of three sharps (F#, C#, G#) and a common time signature (C). The score consists of five staves of music, each with corresponding guitar tablature below it. Chords are indicated by letters A, Bm, E, and D above the notes. The tablature uses numbers 0-4 to represent fret positions and includes symbols like '3' for triplets and '6+' for natural harmonics. A repeat sign with first and second endings is present in the third staff. A double arrow '>>' is located to the right of the third staff.

Book: Roche 1 n153

Kerr's First p23

O'Neill's 1343

Source: My arrangement from various sources

Transcription: Transcription, arrangement, chords:Mike Long

Matt People's

Reel

The musical score is written in treble clef with a key signature of one sharp (F#) and a common time signature (C). It consists of four staves of music. The first staff has a repeat sign with first and second endings. The second and third staves have accents over certain notes. The fourth staff is a single line of music. Chords are indicated above the notes, and fret numbers are written below the notes.

Staff 1: Am G Am | 1 G || 2

Staff 2: G Am | Am G Am

Staff 3: G Am Am G Em

Staff 4: G

>>

Source: Henrik Norbeck?

Discography: Molloy, Peoples, Brady

Transcription: Transcription:Henrik Norbeck(?), chords:Mike Long

Maude Miller

Reel

(Ireland)

The musical score for 'Maude Miller' is presented in four systems, each with a treble clef staff and guitar-specific notation below. The key signature is one sharp (F#) and the time signature is common time (C). The chords used are D, C, A, and D.

System 1: Chords: D, C, D, A, D. Fret numbers: 3 2 - 0 2, 1 6 1 - 1 6 1, 3 2 - 0 2, 0 - - - - -.

System 2: Chords: D, C, D, A, D. Fret numbers: 3 2 - 0 2, 1 6 1 - 1 6 1, 3 2 - 0 2, 0 - - - - -.

System 3: Chords: D, C, D, A, D, C, D, A. Fret numbers: 2 1 0 2 1 2 3 1, 4 2 3 1 4 2 3 1, 2 1 0 2 1 2 3 1, 4 2 3 1 2 0 1.

System 4: Chords: D, C, D, A, D, A, A. Fret numbers: 2 1 0 2 1 2 3 1, 4 2 3 1 2 2 3, 4 2 3 1 2 0 1, 0 - - 2 - - - - -.

>>

Book: O'Neill's 1204
 Source: O'Neill's 1204
 Transcription: Transcription: Trish O'Neil, chords: Mike Long

McDermot's reel

All the way to Birmingham

Reel

Chords: G, C, G, D, G, C, G, C, D, G

Tablature: 0 0 3 3 2 3 - - - - - 1 - - - - - 1 0 - - - - - 3 3 - - - 3 - 3
 - - - - - - - - - - - 0 1 3 1 0 1 0 - - - - - 0 - - - 0 - - -
 - - - 3 1 0 0 3 3 2 3 -
 0 1 0 - - - - - - - - - - - 1 - - - - - 0 1 3 1 0 1 2 3 4 5 3 3 4 3 1 3
 - - - 1 0 1 3 - - - - - 0 - - - - - - - - - - - - - - - - - - -
 0 - - - - - 3 - - - 0 0 3 3 2 3 3 4
 - - - - - - - - - - 3 - - 3 - 3 - - - 3 1 0 - - - - - - - - -
 - - - - - - - - - 1 0 - - 1 - 1 - 0 1 0 - - - - - - - - - - -
 5 3 4 3 1 0 - - - - - 0 - - - - - - - - - - - 0 3 3 2 3 3 4
 - - - - - - - - - - 3 3 - - 3 - 3 - - 3 2 - 3
 - - - - - - - - - 1 0 - - 1 - 1 - 0 - - 0 -
 5 3 4 3 1 0 - - - - - 0 - - - - - 0 - - - - - 0 - - - - -

Source: Richard Darsie's web page
 Transcription: Transcription, chords:Mike Long

The merry blacksmith

Paddy on the railroad

Ike Forrester's reel

The boys of the lake

Policeman's cap

Reel

(Ireland)

D A D A D

G A D A D A D G

A D D (A)

D A D G A D (A)

D A D G A D

Book: Kerr's Second p32

Kerr's Third p4

O'Neill's 1509

Source: O'Neill's 1509

Transcription: Transcription:rearrangement, chords:Mike Long

>>

Michael Rilly's Twilight at Portroe The dawn

Reel

(Ireland)

G C D G C G C D

3 - 0 - 6 1 3 1 0 2 - 2 3 - - - 6 - - - - 3 - 6 - - 3 - 3 1 0
- 1 - 1 - - - - - 0 - - 1 - 1 - - - - 1 - 1 - 0 1 - 0 - - -
- - - - - - - - - - - 0 - - 1 1 0 - - - - - - - - - -

G C D G C G [1 D G] || 2

- 0 - 6 1 3 1 0 2 - 2 3 - - - 6 - - - - 3 - - 6 - - - 3 3
1 - 1 - - - - - 0 - - 1 - 1 - - - - 1 - 1 - 0 - 1 0 1 - -
- - - - - - - - - - - 0 - - 1 1 0 - - - - - - - - - -

D G G G C G C

- 6 - - - 3 3 - - - - - 3 - - - 1 3 1 0 3 - 0 1 2 3 -
0 - 1 0 1 - - 0 1 - 1 - 1 - 1 - 1 1 0 - - - - 1 - - - - 1
- - - - - - - - - - - 0 - 1 - 0 - - - - - - - - - - - - - -

C D G G C G C

6 - - - - - - - - - - - 3 - - - 1 3 1 0 3 - 0 1 2 3 -
- - - - - - - - - - - 1 - 1 - 1 - 1 - 1 1 0 - - - - 1 - - - - 1
- 0 1 2 3 2 3 0 - 0 - 1 - 0 - - - - - - - - - - - - - -

D G

6 - - - - - 6 - - - 3 3
- - - - - 1 - - - - -
- - - - - 0 - - - - -

>>

Book: Music from Ireland Vol. 3

Source: Music from Ireland Vol. 3

Discography: Matt Molloy & Sean Keane: Contentment is Wealth.

De Dannan: Mist Covered Mountain.

Transcription: Transcription, chords: Mike Long

Miss Betsy Robertson

Molly Malone

Reel

(Scotland, Ireland)

Arr. Kerr's

G Am D G

6 - - - 3 - - - 0 - - - 1 - - - 1
- 0 3 - - - 0 - - - - 4 4 3 2 0 1 2 - - - - - 6 - - - 1 - - - 1

Arr. Kerr's

D G G C G D C

6 - - - 6 - 3 3 6 - 3 0 3 1 3 0 3 - - - 6 - 6 - - - 6
- 0 - - - 1 - - - - 1 - - - - - - - - - 0 1 - 1 - - - - - - - - - 1 0 - - -

Arr. Kerr's

G C D G G C G D C

- 3 0 3 1 3 6 - - - 6 - - - 3 3 6 - 3 0 3 1 3 0 3 - - - 6 - 6 - - - 6
1 - - - - - - - - - 1 - 0 1 - - - - - - - - - 1 - - - - - - - - - 0 1 - 1 - - - - - - - - - 1 0 - - -

Arr. Kerr's

G C D G G

- - - - - 6 - - - - - - - - - 3 3 - - - - 6 - 3 - - -
1 - 1 - - - 1 - - -
- 0 3 0 - 1 4 3 2 0 1 2 3 - - - 0 3 0 - - - - - - - - -

Arr. Kerr's

Am D G (C) D G G

- - - - - - - - - - - - - - - 6 - - - 6 - 2 0 3 - - - - - 6 - 3 - - -
0 - 1 - - - - - - - - - 1 - - - 1 - - -
- 5 4 3 2 0 1 2 3 2 3 0 1 - 0 - - - - - - - - - 0 2 3 0 - - - - - - - - -

>>

Arr. Kerr's

Am D G (C) D G

0 5 4 3 2 0 1 2 3 5 2 4 1 3 0 6 0 6 3 3 6

Arr. Kerr's

G C G D C G C C D G

3 0 3 1 3 0 3 6 6 6 3 0 3 1 3 6 6 3 3 6 1 0 1 0 1 3 1 0

Arr. Kerr's

G C G D C G C D G

3 0 3 1 3 0 3 6 6 6 6 6 6 6 3 3 1 1 0 1 0 3 1 4 3 2 0

>>

Book: Kerr's Second p15
 Source: 1 Kerr's Second p15
 2 O'Neill's 1468
 Transcription: 1 Transcription, chords:Mike Long
 2 Transcription:Bob Safranek, chords:Mike Long

Miss Galvin

Reel

Chords: D A D D Em

Chords: G A D A D D Em

Chords: G A D D D G

Chords: D A G D G

Chords: D A G (fin) G A D

>>

Source: Richard Darsie's web page
 Transcription: Transcription, chords: Mike Long

Miss McLeod's

Reel

(Scotland, Ireland)

A E

0 - - - - - 2 2 1 2 - 2 1 0 - - - - - 1 1 0 1 - 2 1
 - 4 2 1 2 4 - - - - 0 - - - - 4 2 1 2 4 - - - - 0 - -

A D E

0 - - - - - 2 2 1 2 - - - - - 6+ - - - 2 - - 6+ - - - 2 1 - 2 1
 - 4 2 1 2 4 - - - - 1 2 - 2 1 - 1 2 - 4 2 1 - - 0 - -

A

0 1 2 - - 2 0 1 2 2 1 2 - 2 1 0 2 0 - 0 2 0
 - - - 0 1 - - - - 0 - - - 0 - - - 1 - - -

E A D

1 1 0 1 - 2 1 0 1 2 - - 2 0 1 2 2 1 2 - - 6+ - - 2 - - 6+
 - - - 0 - - - 0 1 - - - - - - - 1 2 - 2 1 - 1 2 -

E A

- - - 2 1 - 2 1 0 - 6+ - - - 2 2 1 2 - 2 1 0 - 6+ - - -
 4 2 1 - - 0 - - - 4 - 2 1 2 4 - - - 0 - - - 4 - 2 1 2 4

E A D

- - - 6+ - - - 2 1 0 - 6+ - - - 2 - 2 1 2 - - 6+ - - 2 - - 6+
 5 4 - 2 1 0 - - - 4 - 2 1 2 4 - 0 - - - 1 2 - 2 1 - 1 2 -

>>

The image shows a guitar score for a piece in G major. It consists of three systems of notation. Each system has a treble clef staff with a key signature of two sharps (F# and C#). Below the staff are guitar-specific fingering numbers (0-4) and chord names (E, A, D) placed above the staff. The first system starts with an E chord and includes a repeat sign. The second system continues with E and A chords. The third system concludes with D and E chords.

Book: O'Neill's 1418

Roche 1 n148

Source: 1 Richard Darsie's web page

2 Roche 1 n148

Transcription: Transcription, arrangement(?), chords:Mike Long

>>

Miss Monaghan

Reel

(Ireland)

D G D G D A

0 2 1 0 2 -
 -
 -

D G D G A D

0 2 1 0 2 -
 -
 -

D G A G

-
 2 4 4 5 4 2 0 2 3 1 2 0 1 0 -
 -

D A D G A G

-
 2 1 0 1 2 1 1 2 4 4 5 4 2 0 2 3 1 2 0 1 0 - - - - - - - - - - - - - - - -
 -

A D D G A D A

- 2 1 3 2 0 0 -
 0 -
 -

G A D G A D G

-
 -
 2 0 3 2 1 -
 0 1 2 3 4 5 4 2 3 2 1 0 -

>>

A

D

- 2 3 1 2 0 0 -

0 - - - - - 0

- - - - - - -

Book: O'Neill's 1312

Roche 1 158- first two parts only

Fiddler's Fakebook- first two parts only

Ceol Rince 3 n93- first two parts only written out multiple times...

Source: My arrangement from various sources, mostly O'Neill's 1312

Discography: Round the house

Transcription: Transcription, arrangement, chords:Mike Long

>>

Miss Patterson

Reel

(Ireland)

Em (G) D Em C D Em

- 1 - 1 - 1 3 1 2 0 - 0 - 0 2 0 - 1 - 1 - 1 3 1 2 0 - 0 1 1
 1 - 0 - 1 - - - - - 0 - 0 - - - 1 - 0 - 1 - - - - - 1 - - - -

Em (G) D D G D Em

- 1 - 1 - 1 3 1 2 0 - 0 - 0 2 0 0 2 - 0 3 - - - - - - - 2 1 1
 1 - 0 - 1 - - - - - 0 - 0 - - - - - 0 - 0 - 1 0 2 - 1 0 - - -
 - 0 - - - - -

Em D Em D Em

- 2 1 1
 1 5 3 5 2 1 3 2 0 4 0 5 0 4 0 1 5 3 5 2 1 2 0 - 0 - - - -
 -

Em (C) D G D Em

- 3 - - - - - - - - - - - 2 - 2 1 1
 1 5 3 5 2 1 3 2 0 4 0 5 0 4 0 - 0 1 2 - 2 - 1 0 - - - - -
 -

>>

Book: O'Neill's 1407
 Krassen O'Neill's
 Ceol Rince 3 n180
 Source: O'Neill's 1407
 Transcription: Transcription:Bob Safranek, chords:Mike Long

Miss Wallace

The moving bog

Reel

(Ireland)

The musical score consists of five staves of music in G major (one sharp) and 4/4 time. The first four staves contain the main melody with various ornaments and triplets. The fifth staff shows a simplified version of the melody. Chords are indicated above the notes, and fret numbers are written below the staff lines.

Staff 1: G, D, G, (C)
 Staff 2: D, G, D, G, (C)
 Staff 3: D, G, D, G
 Staff 4: D, G, D

>>

Book: O'Neill's 1452
 Ceol Rince 1 n130
 Music of Corktown n59
 Source: O'Neill's 1452
 Transcription: Transcription:Bob Safranek, minor arr., chords:Mike Long

Molly put the kettle on

Polly put the kettle on

Reel

(Ireland)

Am G Am G E Am

Am G Am G E Am

G Am G Am

G Am (C) Am E Am

6 - - - 6 - - - 6 - - - 6 - - 3 3 6 - - - 6 - - 3 1 0 1 - - -
 - - - - - 0 0 1 - - - 1 - - - - - - 1 0 - - - 6+ 0 0
 - 0 1 0 - - - - - 0 - - - - - - 1 1 0 - - - - - - - - - -

6 - - - 6 - - - 6 - - - 6 - - 3 3 6 - 6 - - - 3 1 0 1 - - -
 - - - - - 0 0 1 - - - 1 - - - - - - 1 0 1 0 - - - 6+ 0 0
 - 0 1 0 - - - - - 0 -

- - - - - - - - - - - - 6 - - - - - - - - - - - - - - - -
 1 - - - - - - - - - - - - 0 0 1 - - - - - - - - - - - - - - - -
 - 0 1 2 3 2 3 4 3 1 0 - - - - - - 0 1 2 3 2 3 4 3 1 3 4 4

- - - - - - - - - - - - 6 - - - 6 - - - 3 1 0 1 - - -
 1 - - - - - - - - - - - - 0 0 - - - 0 0 - - - 6+ 0 0
 - 0 1 2 3 2 3 4 3 1 0 - - - - - - 1 1 0 - - - - - - - - - -

>>

Book: Roche 1 n196

O'Neill's 1363

Source: O'Neill's 1363

Transcription: Trish O'Neil, minor arr., chords: Mike Long

Molly Rankin's

Reel

John Morris Rankin (Cape Breton)

The musical score consists of five staves of music in the key of D major (two sharps) and 4/4 time. Each staff contains a melodic line and a corresponding guitar chord and fretting diagram. The chords used are D, A, G, and D. The fretting diagrams are as follows:

- Staff 1: D (0 1 0 0 0 0 0 0 2), A (1 0 1 2 1 0), G (1 0 1 2 1 0), D (0 0 0 0 0 1 2)
- Staff 2: D (4 2 0 2 1 0), A (1 0), D (0 0 0 0 0 0 2), A (1 0 1 2 1 0), G (1), D (4 5 4 2 1 0 1 2)
- Staff 3: D (0 1 2 0 1), G (1 2), A (4), D (4 2 1 2), D (4 5 4 2 1 0 1 2), A
- Staff 4: G (0 0 0 0), D (4 2 1 2), D (0 1 2 0 1 1 2), D (4 2 1 2), A (4 5 4 2 1 0 1 2)
- Staff 5: G (3 1 2 5), D (1 0), A (1), D (0 1 2 0 1)

>>

Book: Jerry Holland's collection of fiddle tunes
 Source: Jerry Holland's collection of fiddle tunes
 Transcription: Transcription, chords:Mike Long

Money musk

Monymusk

Reel

(Ireland, Scotland)

A D A E A

D E A A

A E A D E A

>>

Book: Kerr's Second p14 (as a Strathspey...)

Fiddler's Fakebook

NE Fiddler's- (3 pt reel)

Source: My arrangement from various sources

Transcription: Transcription, arrangement, chords:Mike Long

The morning dew

The hare among the heather

Reel

(Ireland, Scotland)

Chords: Em, D, G

1 1 - - - 2 0 1 - 1 - - 0 2 0 1 1 - - - 2 - - - - - - 0 2 0
 - - 1 1 0 - - - 1 - 1 0 - - - - - 1 1 0 - 0 1 2 - 1 0 - - -
 - - - - - - - - - - - - - - - - - - - - - - - - - - - - - 0 - - - - -

1 - 1 - 1 - 1 1 2 - 1 0 - - 0 1 - 1 - 1 - 1 - 2 - 1 0 - 0 2 -
 - 1 - 2 - 1 - - 0 - - - - - - 1 - 2 - 1 - 0 - 0 - - - - -

1 - 1 - 1 - 1 1 - 1 0 - - 0 1 2 - - - - 2 - 2 - 1 0 - - 0
 - 1 - 2 - 1 - - 0 - - - - - - 0 1 3 2 0 1 - 0 - 0 - - - - -

1 0 - - - 3 2 1 2 3 - - - 3 - - 0 2 - - - 3 2 1 2 3 -
 - - - - - - - - - - - - - - - - - - - - - - - - - - - - - - - - - - - -

1 2 - - 1 0 0 2 - 1 2 - 1 0 3 2 0
 - - 0 - - - - - - - - - - - - 0 - - - - - - - - - -

Book: Kerr's Fourth
 Source: My arrangement from various sources
 Discography: Mulvahill- The Morning Dew
 Transcription: Transcription, arrangement, chords:Mike Long

The Morpeth rant

Reel

(England)

The musical score consists of five staves of music in the key of D major (two sharps) and 4/4 time. The first staff begins with a treble clef, a key signature of two sharps, and a common time signature. The first measure contains a triplet of eighth notes (D4, E4, F#4) with a '3' below it. The second measure has a D chord above it. The third measure has a G chord above it. The fourth measure has an A chord above it. The fifth measure has a D chord above it. The sixth measure has a (G) chord above it. The fret numbers for the first staff are: 0 1 2, 0, 3 2 0 2, 1 3, 1 2 0 2, 2 2 0 3 2 1 0.

The second staff continues the melody with an A chord above the first measure, a D chord above the second, a G chord above the third, an A chord above the fourth, a D chord above the fifth, and an A chord above the sixth. The fret numbers are: 2 0 1 2, 0, 3 2 0 2, 1 1 2 0 2, 0 2 4 2 3 2 1 0.

The third staff features a D chord above the first measure, followed by a double bar line with repeat dots. The second measure has a D chord above it. The fret numbers are: 0 0 0, 0, 0 2 4 2, 0 2 4 2.

The fourth staff has a G chord above the first measure, an A chord above the second, a D chord above the third, and a D chord above the fourth. The fret numbers are: 3 2 1 2 3 1 2, 3 2 1 0, 0 1 3, 2 1 0 1 2 2 1, 0 2 4 2 0 2 4 2.

The fifth staff has a G chord above the first measure, an A chord above the second, and a D chord above the third. The fret numbers are: 3 2 1 2 3 1 2, 3 2 1 0, 2 4 4 3, 2 0 0.

>>

Book: New England Fiddler's Repertoire

Fiddler's Fakebook

Source: My arrangement from various sources

Transcription: Transcription, arrangement, chords:Mike Long

The mountain lark

Reel

(Ireland)

Chords: Bm, Bm, D, Em, D, Em, Bm, Bm, D, Em, D, Em, Em, D, Em, G, D, Em, Em, D, Em, G, D, Em

Fret numbers: 0 1 0 1 0 1 2, 0 1 0 1 0 1 2, 2 0 2, 1 0 1 0 1 2, 0 1 2, 3 1 2 0 1 1, 1 1 1 2 3 1, 2 0 4 0 5 0 4 0, 1 1 1 2 3 1, 2 1 0 2 1 1 2, 1 1 1 2 3 1, 2 1 0 2 1 1 2, 3 4 2 3 1 3 2 1, 0 2 1 1

>>

Book: O'Neill's 1243

Source: O'Neill's 1243

Transcription: Transcription: Trish O'Neil, minor arr., chords: Mike Long

The mountain road

Reel

(Ireland)

D (G) D A D (G) G A

2 - 2 - 2 - 2 2 - 2 1 2 0 1 2 - 2 - 2 - 2 3 2 3 1 2 0 1
 - 0 - 1 - 0 - - 0 - - - - - 0 - 1 - 0 - - - - - - - -

D (G) D A D (G) G D

2 - 2 - 2 - 2 2 - 2 1 2 0 1 2 - 2 - 2 - 2 - - - - - - -
 - 0 - 1 - 0 - - 0 - - - - - 0 - 1 - 0 - 0 1 - - - - -
 - 0 1 2 0 0

D (A) D A D (A) G A

- - - - - 2 - - - - - - - - - - - 2 - 3 1 2 0 1 0 - 0
 - 2 - 1 0 - 0 - 2 - - - - - - 2 - 1 0 - 0 - - - - - 1 -
 0 - 0 - - - - 0 - 0 1 2 4 2 1 0 - 0 - - - - - - - - -

>>

Book: Robin Williamson
 Source: Denis Murphy and Friends: Traditional Irish Music
 Discography: Sharon Shannon ?
 Denis Murphy and Friends: Traditional Irish Music
 Transcription: Transcription, chords:Mike Long

The mountain rose

Reel

(Ireland)

Am G Am

Em G Am G Am G

Em Am G

Am C (D) G

Am G Em Am

Chords: Am, G, Em, C, D, G. Fret numbers are provided for each note.

>>

Book: Krassen O'Neill's p161

O'Neill's 1549

Source: O'Neill's 1549

Transcription: John B. Walsh, slight rearrangement, chords: Mike Long

The mouth of the Tobique

Reel

(Canada)

The musical score is presented in six systems, each consisting of a treble clef staff with a key signature of one sharp (F#) and a common time signature (C). The notes are connected by stems and beams, with some triplets indicated by a '3' over a group of notes. Chord symbols (G, D, C) are placed above the staff. Below each staff is a line of fret numbers (0-3) corresponding to the notes. The score includes repeat signs and ends with a double bar line and repeat dots.

System 1: Chords G, D. Fret numbers: 0 1 2 3 2 3 - - - - - 3 0 3 - 3 - - - 2 0 2 - 2

System 2: Chords G, D, G, D. Fret numbers: 3 - - 6 - 0 1 2 3 2 3 - - - - - 3 0 3 - 3 - - - 2 0 2 - 2

System 3: Chords G, D, G, G. Fret numbers: 3 - - 2 3 - - - - - 1 2 3 2 3 4 3 0 - 3

System 4: Chords D, C, D, G, D, G. Fret numbers: - - - - - 6 - 3 2 0 1 2 3 - - 6 - - - - - 1 -

System 5: Chords D, C, D, G, D, G. Fret numbers: 2 0 - 0 2 3 2 1 - - - - - 0 1 2 3 2 3 4 3 0 - 3

System 6: Chords G, G, C, G, C, G, D. Fret numbers: 0 1 2 3 2 3 - - 6 - 2 0 - - - 0 1 - 0 - - -

>>

G D G G C G C G D

3 - - 6 - 0 1 2 3 2 3 - - 6 - 2 0
 - 0 1 - - - - - - - - - 0 1 - 0 - -
 - - - - 0 - - - - - - - - - - - - - - -

G D G

3 - - - 2 3
 - 1 - - - 0 - - -
 - - - - - - - - - - - - - - -

Book: The Portland Collection

Source: Pubscouts...

My arrangement from various sources

Transcription: Transcription, arrangement, chords:Mike Long

>>

The moving bogs

Reel

(Ireland)

See also: Miss Wallace

The musical score consists of five systems of music, each with a treble clef and a key signature of one sharp (F#). The time signature is common time (C). The score includes chords (G, D, C, Em) and various fingerings (e.g., 3 1 0 1 3, 0 2 1 0, 3 4 5 3 4 3 1 2, 3 5 4 3 4 5, 3 4 5 3 4 1 2 3, 1 0 2 1 0, 6 1 0, 3 1 0). Some notes are marked with a tilde (~) and there are triplets (3) indicated. A double bar line is present at the end of the second system. A double right-pointing arrow (>>) is located to the right of the third system.

Book: Ceol Rince 3 n120

Source: Ceol Rince 3 n120

Transcription: Transcription, chords:Mike Long

Music in the glen

Reel

(Ireland)

The musical score consists of four staves of music. Each staff begins with a treble clef, a key signature of three sharps (F#, C#, G#), and a common time signature (C). The music is written in a single melodic line. Below each staff is a line of guitar tablature, where numbers 0-6 represent fret positions on the strings. Above the tablature, chord diagrams are provided for each measure, labeled with letters A, D, and E. The tablature includes various techniques such as double stops, triplets (indicated by a '3' over a group of notes), and grace notes (indicated by a '+' sign). The score concludes with a double bar line and repeat dots.

>>

Book: O'Neill's 1183

Source: O'Neill's 1183

Transcription: Transcription:Trish O'Neil, chords:Mike Long

The musical priest

Reel

(Ireland)

Chords: Bm, A, Bm, A/F#, Bm, D, A, Bm, D, A, F#m, D, A, Bm, G, A, Bm, Bm, A, Bm.

Fretboard diagrams include fingerings such as 1 0, 2 1 0, 1 1 0, 1 0 1, 2 1 0, 2 1 0, 2 1 0, 1 1 0, 1 0 1, 0, 2 1, 2 1 0, 0 0, 0 0, 0 2 1 0, 2 1 0, 0 0 0 0, 1 2 1, 2 1 0, 0 2 1 0, 2 1 0, 0 0 0 0, 1 2 1, 0 0 0 2 1 0, 1 1 2, 2 1 0, 0 0 0 0, 1 2 1, 0 0 0 0, 2 1 0, 0 5 4 2, 1 0 0, 1 2, 0 5 4 2 5, 2 0 2 2, 1 1, 5 4 2 5, 4 2 1, 2 1.

>>

Book: Irish Traditional Music Session Tunes
 Source: Irish Traditional Music Session Tunes
 Transcription: Transcription, chords:Mike Long

Mutt's favourite

Reel

Jerry Holland (Cape Breton)

Am G

1 - - 6 - - 6 - - - - - - - - 1 - - 6 - - 6 - - 3 3 - - 6 - 0
 - 0 0 - 1 0 - 1 0 0 - - - - - - 0 0 - 1 0 - 1 - - 0 1 - - -
 - - - - - - - - - - - - - - 3 2 1 1 4 - - - - - - - - - - 0 -

Am tr C/E G

1 - - 6 - - 6 - - - - - - - - - - - - - - - - - - - 3 - 6 - - 3 -
 - 0 0 - 1 0 - 1 0 0 - - - - - - - - - - - - - - - - 1 - 1 - - 1 - 1
 - - - - - - - - - - - - - - 3 2 1 1 2 3 2 3 0 1 1 3 - - - - 0 - - -

Am

1 - - - - - - - - - - - - - - - - - - - 1 - - - - - - - - - -
 - 0 0 0 0 - 0 0 0 0 - 0 0 0 0 - 0 0 - 0 - 0 - 0 - 0
 - - - - - - 2 - - - - 3 - - - - 4 - - - - - - 2 - 3 - 4 -

G

- 3 3 0
 2 3 0 3 - 1 - - - - - - - - - - - - - - - - - - -

>>

Book: Jerry Holland's collection of fiddle tunes
 Source: Jerry Holland's collection of fiddle tunes
 Transcription: Transcription, chords:Mike Long

My sweetheart Jane

Reel

(Ireland)

The musical score consists of four staves of music in the key of D major (one sharp) and 2/4 time. Each staff includes a treble clef, a key signature of one sharp (F#), and a common time signature (C). The music is written in a single melodic line. Above the notes, guitar chords (G, C, D) are indicated. Below the notes, fret numbers (0, 1, 2, 3, 4, 5, 6) are provided for each note. The score is divided into four systems, each with a double bar line at the end. The first system has chords G, C, D, G, C, D. The second system has chords G, C, D, G, C, D, G. The third system has chords G, D, G, C, D. The fourth system has chords G, D, G, C, D, (G).

>>

Book: O'Neill's 1546

Source: O'Neill's 1546

Transcription: Transcription:John B. Walsh, chords:Mike Long

Nellie O'Donovan

Kate Kelly's fancy

Twin Katy's reel

Reel

(Ireland)

G D G D G D D C G

1 1 - - - 6 - 6 - - 3 3 - - 6 - - - - 6 - 6 - - 6 - - 3 3 -

- - 0 0 - - - 1 - - 1 - - 0 1 1 - - - 0 - - - 0 0 - - 0

G D G D G D D C G

- - - - 6 - 6 - - 3 3 - - 6 - - - - 6 - 6 - - 6 - - 3 3 -

1 1 - - - 0 - 1 - - 1 - - 0 1 0 1 - - - 0 - - 1 - 0 0 - - -

- - 0 0 - - - 0 - - - - 0 0 - - - 0 - - - - 1

D C D D C D C G

- - - - 6 - - - - - - - - - - 6 - - 3 3 -

2 3 4 2 3 2 1 3 2 0 - - - 0 0 1 2 3 4 2 3 2 1 3 2 0 - - - - 1

D C D D C G

- - - - 6 - - - - - - - - - - 6 - - 3 3 -

2 3 4 2 3 2 1 3 2 0 - - - 0 0 1 2 1 2 3 4 5 4 3 2 0 - - - - -

>>

Book: O'Neill's 1394 -Nellie O'Donovan

O'Neill's 1207 -Kate Kelly's fancy

Krassen O'Neill's 2 p131

Kerr's Second p 29 -Twin Katy's reel

Source: O'Neill's 1394

Transcription: Transcription:Bob Safranek, chords:Mike Long

Never was piping so gay

Reel

Ed Reavy

G D G D C

3 - 0 3 - - - 6 - - - 6 - 2 - 3 - 3 0 3 - 3 - 2 2 - 6 - -
 - 1 - - 1 - 1 - - - - - 0 - 0 - 1 - - - 1 - 0 - 0 - 1 0
 - - - - 0 - - 4 2 0 - - - - - - - - - - - - - - - - - - -

G G D G 1 D C || 2

3 - 3 0 3 - 6 - - - - - - - - - - - - - - - 3 2 3 - 2 3 1 0 -
 - 1 - - - 1 - - - - - 2 - - - - - 2 - 1 - - - 0 - - - - - 1
 - - - - - 0 3 1 0 - 0 1 2 3 0 - 0 - - - - - - - - - - - - -

D G | G G D G >>

2 3 - 2 3 - - - - - - - 3 0 3 - - 6 - 2 - 3 - - - 6
 - - 0 - - 1 - - - - - 2 - 1 - - - 1 - - 0 - 0 - 1 1 0 1 0 1 -
 - - - - - 0 3 0 - 0 - - - - - 0 - - - - - - - - - - - - -

G D G G D G C | 1

- - - - - 3 0 3 - - 6 - 2 - - 3 3 6 - -
 - - - - 2 - - - - - 2 - 1 - - - 1 - - 0 - 0 1 - - - 0 0
 0 3 1 0 - 0 1 2 3 0 - 0 - - - - - 0 - - - - - - - - - - - - -

D G || 2 D C

- - - 6 - 3 - - - - - - 6 3 1 0 -
 1 - - - 0 - 1 - - - 1 - - - 6 0 - - - - 1
 - 0 - - - - - 0 - - - - - 0 - - - - - - - - - - - - -

Source: Henrik Norbeck
 Discography: Stockton's Wing: Light in the Western Sky
 Transcription: Transcription:Tommy McCarthy ?, chords:Mike Long

The new copperplate

Reel

The musical score is presented in five systems, each with a treble clef and a key signature of one sharp (F#). The time signature is common time (C). Chords are indicated above the staff, and fret numbers are written below the staff. The first system includes a repeat sign with a fermata over the first measure. The second system ends with a double bar line and repeat dots. The third system begins with a repeat sign and a fermata over the first measure. The fourth system ends with a first ending bracket. The fifth system begins with a second ending bracket.

System 1: Chords: G, Am, Am, D. Fret numbers: 3-3-3-3, 3-6-3-2-3, 0-0-0-0, 0-1-0-0.

System 2: Chords: G, Am, C, Am, D. Fret numbers: 3-3-3-3, 3-6-3-2-3, 0-1-0-0, 0-1-2-3-1, 4-2-0-0.

System 3: Chords: G, Am. Fret numbers: 3-4-3-1-2-3-1-0, 6-3-3, 1-4-4-3-4-3-1-3.

System 4: Chords: C, D, G, Am, C. Fret numbers: 4-3-1-0, 0-0-1-2, 3-4-3-1-2, 3-1-0, 6-3-3, 0-1-0-0, 0-1-2-3-1.

System 5: Chords: C, D, Am, D. Fret numbers: 4-3-1-0, 0-0-1-2, 4-2-0, 6-2, 1-0-0.

>>

Source: hnreel~1.abc

"Cooking With Turf" xerox

My arrangement from various sources

Discography: Tommy Keane & Jacqueline McCarthy: The Wind among the Reeds (?)

Shaskeen: Music for Set Dances

Transcription: Transcription, arrangement, chords:Mike Long

The new-mown meadows

The threepenny bit

Reel

(Ireland)

The musical score is presented in five systems, each with a treble clef and a key signature of one sharp (F#). The time signature is common time (C). The notation includes standard musical notes, rests, and ornaments (marked with a tilde ~). Below the notes is guitar tablature, with numbers 0-3 indicating fret positions. Chords are indicated by letters (Dm, Am, D, C, G) above the staff. The score includes repeat signs and a double bar line with repeat dots at the end of the fifth system.

System 1: Chords: Dm, Am, D, C. Tablature: - 0 0 1 0 1 3 | - 6 - 3 - 3 1 3 | - 0 0 1 0 1 2 | 3 - 3 1 3 3. Fingering: 0 - - - - - | 0 - 1 - 0 - - - | 0 - - - - - | 0 - - - - -.

System 2: Chords: Dm, Am, C, G, C. Tablature: - 0 0 1 0 1 3 | - 6 - 3 - 3 1 3 | 6 6 - - - | 3 - - 3 1 3 3. Fingering: 0 - - - - - | 0 - 1 - 0 - - - | - - 0 1 1 0 | - 1 0 - - - -.

System 3: Chords: G, D, C, G, D. Tablature: 1 - - - - - | 3 - - 3 - 3 1 3 | - - - - - | 1 - - - - - 1. Fingering: - 0 0 2 1 2 3 0 | - - - - - | - - - - - | - 0 0 1 2 0 -.

System 4: Chords: C, G, D, C, C, G. Tablature: 3 - 3 1 3 3 | - - - - - | 6 - - 3 - 3 1 3 | 6 6 - - - - -. Fingering: - 0 - - - - - | 1 - - - - - 1 | - 0 1 - 0 - - - | - - 0 1 1 0 - -.

System 5: Chord: C. Tablature: 3 - - - - - | 1 - - - - - | 3 - - - - - | 3 - - - - -. Fingering: - - - - - | - - - - - | - - - - - | - - - - -.

>>

Book: Joyce, P. W.; "Old Irish Folk Music and Songs"

O'Neill's 1367

Source: O'Neill's 1367

Transcription: Transcription:Trish O'Neil, minor arr., chords:Mike Long

The nine points of roguery

The black mare of Fanad

Reel

(Ireland)

D A D D A

2 1 0 2 1 0 - 0 2 1 0 1 2 3 - - - 2 0 2 1 0 3 1 2 -
- - - - - 0 - - - - - 0 1 0 - - - - - 0

G A D A D D A

- 1 1 0 1 2 1 0 2 1 0 - 0 2 1 0 1 2 3 - - - 2 0 2 - 3 - - -
1 - - - - - - - - - - 0 - - - - - 0 1 0 - - - 0 - 0 1 2
- -

D C G

-
0 1 0 - - - - - 0 1 - - - 0 1 - - - 6 - - - 3

D D A G A C G

- - - - - 3 2 1 0 2 1 0 3 1 2 - - - 1 1 0 1 - - - 6 - - - 3
0 0 1 0 - - - - - - - - - - 0 1 - - - - - 0 1 - - - 0 1 - - -
- -

D D A D

- - - - - - - - - - - 2 0 2 - 3 - - - - - - - - - - - - - - - -
0 - 2 - - - - - 0 - - - - - 2 0 3 0 1 2 - - - - - - - - - - -
- 0 - 0 2 0 - 0 1 0

Book: Irish Traditional Music Session Tunes (3 part)

Fiddler's Fakebook

Ceol Rince 2 n264

Source: Richard Darsie's web page

Transcription: Transcription, chords:Mike Long

O'Keefe's reel

Tom Billy's reel

Speed the plough

Reel

See also: The magpie's nest

D G D A D G A

D G D A D G A D

D G A D

G/E A D G A D G

A D

>>

Book: Ceol Rince 3 n92

Source: Richard Darsie's web page

Transcription: Transcription, chords:Mike Long

The old bush

Reel

(Ireland)

Am D Am D

- 3 - 6 - - 3 - - - - - 6 - 3 6 - - 6 - - - 6 - - 6
 0 - 0 - 0 0 - 0 - - - - - 0 - - 0 1 - - - 0 - -
 - - - - - - - - - 0 0 1 2 0 1 - - - - 0 1 0 - - 0 -

Am D 1 D Am || 2

- 3 - 6 - - 3 - - - - - - - - - - - - - - - 6 - - 6
 0 - 0 - 0 0 - 0 - - 2 - - - - - - - - - - - 2 - - - 0 - -
 - - - - - - - - - 0 0 - 0 1 2 3 4 2 3 1 2 0 1 - 0 2 1 0 - - 0 -

D Am | Am Am Am D

- - - - 6 - - - - - 6 - - - - 6 - - - - - - - - -
 - - - - 0 0 -
 0 2 1 0 - - - 1 2 3 2 1 0 - 0 1 2 3 1 - 0 1 2 3 1 4 2 3 1

D Am Am Am D D | 1

- - - 6 - - - - 6 - - - - - - - - - - - - - - -
 - - - 0 0 - 2
 0 1 0 - - - 1 2 3 2 1 0 - 0 1 2 3 1 0 1 2 3 4 2 3 1 2 0 1 -

D Am || 2 D

- - - - 6 - - - - - 6 - - - - 6
 - - - 0 0 -
 0 2 1 0 - - - 0 2 1 0 - - - 0 2 1 0 - - 0 -

>>

Book: Ceol Rince 1 n105
 Transcription: Transcription, chords:Mike Long

Old French

Reel

(Canada)

The musical score consists of five staves of music in the key of D major (two sharps) and 4/4 time. The first staff begins with a treble clef, a key signature of two sharps, and a common time signature. The music is written in a single melodic line. Below the staff is a line of guitar tablature with numbers 0-3 and dashes indicating fret positions. Above the staff are chord diagrams for D, G, D, A, and G. The second staff continues the melody with similar tablature and chord diagrams (D, A, D, G, D, A, G). The third staff includes repeat signs and ends with a double bar line. The fourth and fifth staves complete the piece with final melodic phrases and tablature, including a final double bar line.

>>

Book: NE Fiddler's n127

Fiddler's Fakebook

Source: NE Fiddler's n127

Transcription: Transcription, chords:Mike Long

The old grey gander

Reel

(Ireland)

Am G Am (C) 1 G 2

1 - - - 6 - - - 3 3 - - 6 - - - 1 - - 6 - - - 6 - -
 - 0 0 1 - 1 0 1 - - 0 1 - - 1 0 - 0 1 - - - - - 6 - - -
 - - - - - - - - - - - - - - - 0 - - - - - - 0 1 2 3 1 0 - - -

G Am Am G Am

- - - - 1 1 0 0 - - - - - - - - 3 - - - - - - - -
 - - - - 3 1 0 - - - - - - - - 4 1 4 4 3 1 0 - - - 0 0 4 1 4 4 5 4

G Am Am G Am (C)

- - - - 1 1 0 0 - - - - - - - - 3 - - - 1 - - - 6 - - -
 3 1 0 - - - - 4 1 4 4 3 1 0 - - - 1 - - 0 0 1 - - - - -
 G Am - - - - - - - - - - - - - - - 0 1 2

G Am

-
 3 1 0 - - - - 1 1 0 0 - - - - - - - - - - - - - - - - - -

Book: Krassen O'Neill's p122
 O'Neill's 1345
 Source: O'Neill's 1345
 Transcription: Transcription: Trish O'Neil, chords: Mike Long

The old oak tree

Reel

(Ireland)

Chords: A D G D A D C G A A G

Fret numbers:
 1 0 - 3 2 1 0 2 0 3 1 2 1 0 - - - 0 3 2 1 0 1 2 0
 1 3 6 - - 3 1 - - - 2 - - 2 0 - - - 2 - - 2 0 - - - 3 1 -
 - - - - - 3 1 3 6 - - 3 1 - - - - - 2 - - 2 0 - - - 2 - - 2 0 - - - 3 1 -
 2 - - 2 0 1 0 - - - 0 1 - - - 2 0 1 - - 0 - 0 1 - - 0 - 0 1 - - 0

>>

Book: Ceol 2 n199
 Source: hnreel~1.abc
 Discography: De Dannan: Selected Jigs and Reels.
 Tommy Peoples.
 Transcription: Transcription:Norbeck?, minor arr., chords:Mike Long

The old torn petticoat

Reel

The musical score is presented in six staves, each with a treble clef and a key signature of one sharp (F#). The time signature is common time (C). The chords and fret numbers are as follows:

- Staff 1:** Chords: Am, G, Am. Fret numbers: 0 1 - 6 - 6 - 3 1 2 3 - 3 - 3 - 3 6 - 6 - 3 1 2
- Staff 2:** Chords: G, Am, Am, G, Am, G. Fret numbers: 3 - 3 - 6 - 6 - 3 1 2 3 - 3 - 3 - 3 6 - 3 - 3 1 0
- Staff 3:** Chords: Em, Am, Am, G, Em. Fret numbers: 1 - 3 - 6 - 3
- Staff 4:** Chords: Am, G, Am, Am, G, Em. Fret numbers: 6 - 0 1 2 3 1 0 1 4 4 3 4 6 - 0 1 2 3 1 4 4 2 3 1 0
- Staff 5:** Chords: Am, G, Em, Am, Am, G. Fret numbers: 6 - 3 - 3 1 0 1 - 3 6 - 0 1 2 3 1 4
- Staff 6:** Chords: Em, Am, G, Am, G. Fret numbers: 4 2 3 1 0 - 3 6 - 0 1 2 3 1 0 1 4 4 3 4 3 4 5 3 4 2 3 1 2 0

>>

(Em) Am G Em Am

- - - - - 3 -
 - - - - - 1 - 1
 1 0 3 1 0 - - -
 6 - - 3 - 3 1 0
 - 0 1 - 0 - - -
 - - - - - - - -
 1 - - 3 -
 - 0 0 - 0
 - - - - -

Source: My arrangement from various sources (?)
 Transcription: Transcription, arrangement, chords:Mike Long

>>

The otter's holt

Reel

Junior Crehan (Ireland)

Chords: Bm A Bm A D A F#m Bm D D A D D A Bm A Bm

Fret numbers:
 Staff 1: 1 2, 1 1 0, 2 1 2, 1 0, 2 1 0 1, 2 1 1 0, 2 1 2, 1
 Staff 2: 0 1 1 0 1 1, 1 1 0, 2 1 2, 1 0, 1 0 1, 2 4 4 2 1 2 2 1
 Staff 3: 0 1 0 2, 1 1, 2, 0 0 2 4 0 2 4
 Staff 4: 5 2 4 2 1 2 2 1, 0 2 0 4 0 2 4, 5 2 4 2 1, 1 2 0 0 2 4 0 2 4
 Staff 5: 5 2 4 2 1 2 0 1, 2 1 1 0, 2 1 2, 1 0 1 1 0 1 1

>>

Book: In Bulmer and Sharpley as "the Aughdarra" (sic)

Source: My arrangement from various sources

Discography: Tommy Peoples, Donegal (fiddle) Demo tape - 197?

Music at Matt Molloy's.

Bothy Band: "Old Hag You Have Killed Me" 3rd tune in the "Music in the Glen" Set

Transcription: Transcription, arrangement, chords: Mike Long

Over the bridge to Peggy

Reel

(Ireland)

The musical score consists of five staves of music in the key of D major (two sharps) and 4/4 time. The first staff begins with a D chord. The second staff includes chords G, A, D, D, G, A, and D. The third staff includes chords G, A, D, G, A, G, and D. The fourth staff includes chords G and A. The fifth staff includes chords G and (A). Fret numbers are indicated below the notes on each staff.

>>

Book: O'Neill's 1234

Source: O'Neill's 1234

Transcription: Trish O'Neil, chords: Mike Long

Over the moor to Maggie

Reel

Chords: G, C, G, Am, Am, D, G, C, G, C, Am, D, G, D, G, D, G, Am, Am, D

Tablature: 0 1 2 3 3 - 3 - - - - - 3 1 - - 3 - - - 3
 - - - - - 0 1 - 1 - - - - - 1 0 - - 0 0 - 0 1 0 -
 - - - - - 0 1 2 3 1 0 - - - - -
 1 - - 3 - 6 - - 3 3 - - 3 - - - - - 3 1 3 3 2 3 - 3 1
 - 0 0 - 0 - 1 0 - - 0 1 - 1 - - - - - 1 0 - - - - 0 - -
 - - - - - 0 1 2 3 1 0 - - - - -
 0 3 3 2 3 - - - - - 3 4 5 5 3 4 5 4 2
 - - - - - 1 - - - - -
 3 3 1 0 - 0 1 4 4 3 4 5 4 3 1 4 4 3 4 3 4 5 3 3 4 2 2
 - - - - - 1 - - - - -
 3 4 3 1 0 - 0 1 3 3 2 3 4 3 1 0 3 3 2 3 0 3 3 2 3 3 2
 - 6 - - - 6 6 - - - 3 1 - - 3 - - - 3 1 - - 3 - - 6 -
 - - - - 1 - - 0 1 0 - - 0 0 - 0 1 0 - - 0 0 - 0 1 - -
 1 - 0 0 - 0

>>

C G Am G C G | 1
 1 6 - - - 6 - - - 3 1 3 3 - 3 - 3
 - - - - 1 - 0 0 1 0 - - - 1 - 0 -
 - 0 1 0 - - - - - - - - - - -

C G || 2 C G
 1 3 3 2 3 - - 1 - - 1 3 3 2 3
 - - - - - 1 - - - - - -
 - - - - - 0 - - - - -

Source: My arrangement from various web ABCs
 Discography: Oisín: Over the Moor to Maggie
 Music at Matt Molloy's.
 Transcription: Transcription, arrangement, chords: Mike Long

>>

Over the waterfall

Reel/Polka

(USA)

D A D D A
 0 1 2 4 2 3 2 1 0 - - 0 1 2 4 2 3 2 1
 D D A D C | 1
 1 2 1 2 0 1 2 4 2 3 2 1 0 1 0 0 1 6 6 - - 1 0
 G | 2 G D G D
 3 3 3 3 2 3 - - 1 1 - - - 3 2 2 3
 - - - - - - - 0 0 1 1 0 1 0 - - - -
 D A D D G D
 - - - - - - - 2 3 - - - - 3 2 2 3
 0 - 2 - - - - - - 0 0 1 1 0 1 0 - - - -
 - 0 - 0 1 1 2 1 2 - - - - - - - - - -
 D A | 1 D | 2 D
 - 2 3 2 1 0 0 2 3 - - 0 0
 0 - - - - - - - - - - - - - - -
 - - - - - - - - - - - - - - -

>>

Source: My arrangement from various sources

Transcription: Transcription, arrangement, chords: Mike Long

Paddy Canny's Eileen O'Callaghan's

Reel

(Ireland)

See also: The milliner's daughter

Chords: G G D G C/D D

Chords: G G D G D

Chords: G D G C D

Chords: G D G D

>>

Book: Irish Fiddle Book

Bulmer & Sharpley 1,15 (?)

Source: Bernie Stocks ABC (Sharon Shannon,,?)

Discography: Session tape, Doolin 1987

Transcription: Transcription:Bernie Stocks, chords:Mike Long

Paddy Lynn's delight

Reel

(Ireland)

The musical score consists of five staves of music in treble clef, 4/4 time. The key signature is one flat (F major/D minor). The chords and fret numbers are as follows:

- Staff 1:** Am (6-3, 0-1, 1-), G (1-3-3, 0-), Am (6-1, 0-1), Em/C (6-), G (6-). Fret numbers: 6-3, 1-3-3, 0-1, 1-0-1, 6-.
- Staff 2:** Am (6-3, 0-1, 1-), G (1-3-3, 0-), C (6-), G (6-), Am (6-3), G (0-1), Am (0-). Fret numbers: 6-3, 1-3-3, 0-1, 0-1-3-4-3-1, 6-3, 0-1-0.
- Staff 3:** C (6-6, 3-4, 3-), C (6-), G (0-1-3-4-1-3-1), C (6-6, 3-4, 3-). Fret numbers: 6-6, 3-4, 3-0, 1-3-4-1-3-1, 6-6, 3-4, 3-.
- Staff 4:** G (6-6, 0-0-1), Am (6-6, 3-4, 3-), C (6-6, 0-1-3-4-3-1-4), G (6-6, 3-6-5-4-3-1-0), C (6-6, 3-6-5-4-3-1-0), G (6-6, 3-6-5-4-3-1-0). Fret numbers: 6-6, 0-0-1, 6-6, 3-4, 3-0, 1-3-4-3-1-4, 3-6, 5-4-3-1-0, 3-6, 5-4-3-1-0, 6-6, 3-6, 5-4-3-1-0.
- Staff 5:** Am (6-3, 0-1), G (6-3), Am (6-3). Fret numbers: 6-3, 0-1, 6-3, 0-1.

>>

Book: Music from Ireland Vol. 3

Source: Music from Ireland Vol. 3

Transcription: Transcription, chords:Mike Long

Paddy Taylor's

Reel

(Ireland)

A A G A D G

1 0 - 0 1 0 - 0 1 0 - 0 - 1 - 0 1 - - - - - 1 - - - - - 1 3 3 - - - - -
- - 1 - - - - 1 - - - 1 - 0 - - - - - 1 1 0 1 0 - - - - - 1 2 - 1 - - - - -
- -

A G A A G

-
0 2 - 3 - - - - -
- - 1 4 2 3 2 1 0 1 4 4 - - - - - 0 1 2 - - - - - - - - - - - 1 - 0 1 2 - 1
-
- -

A G D A G

-
0 2 - 3 3 - - - - -
- - 1 4 2 3 2 1 0 1 2 3 1 2 2 0 1 1 0 1 - - - 1 2 - 1
-
- -

>>

Book: Music from Ireland Vol. 3
Source: Music from Ireland Vol. 3
Transcription: Transcription, chords:Mike Long

Paddy's trip to Scotland

Reel

(Ireland)

D Bm G A G A D A

0 0 1 0 3 2 0 1 2 0 1 0 2 0 1 2 0 2 1 0

D Bm G A G A [1 D A D] || 2

0 0 1 0 3 2 0 1 2 2 0 1 2 2 0 1 2 0 2 1 0

D A D | D A

0 2 1 0 2 3 0 0 0 0 2 1 2 0 2 2 0 2 2 1 0 2 1 0

A G D A G

0 2 2 2 1 2 0 0 0 2 1 6+ 0 0 2 1 0 1 0 0 2 1 0 4 0

[1 G A D] || [2 G A D]

1 2 2 2 3 1 2 2 0 0 1 0 1 2 2 1 2 0 1 2 0 1 0

>>

Book: Mel Bay's Irish Session Tune Book- same version, more or less...

Source: Altan: Celtic Collections

Discography: Altan: Celtic Collections

Transcription: Transcription, chords:Mike Long

Pat Touhy's reel

Reel

(Ireland)

Em D Em G | 1

A A (Em) Em D

Em G D Em D

G A

Book: O'Neill's 1340

Krassen O'Neill's p122

Source: My arrangement from sources above

Transcription: Transcription, arrangement, chords:Mike Long

Patsy Campbell

Reel

(Ireland)

The musical score consists of three staves of music in the key of D major (two sharps) and 4/4 time. The first staff begins with a D chord and contains the first measure of the melody. The second staff continues the melody and includes a C chord and an A chord. The third staff concludes the piece with a G chord and an A chord. Fingerings are indicated by numbers 0-4 below the notes, and some notes have a tilde (~) above them. Chords are labeled with letters D, C, G, and A above the staff.

>>

Book: Music from Ireland Vol. 3
 Source: Music from Ireland Vol. 3
 Transcription: Transcription, minor arr., chords:Mike Long

The peeler's jacket

The flannel jacket

Reel

(Ireland)

The musical score is written in G major (one sharp) and 2/4 time. It consists of four staves of music. Chords are indicated above the notes: G, D, (C), G, D, G, D, G, D, G, G, D, G, C, D. Fret numbers are provided below the notes for each staff.

>>

Book: O'Neill's 1184

Roche 1 n141- much simpler version...

Source: O'Neill's 1184

Transcription: Transcription:Trish O'Neill, chords:Mike Long

Peggy on the settle

Kitty Clover

Boil the breakfast early

Reel

(Ireland)

The musical score consists of three staves of music in the key of D major (one sharp) and 4/4 time. The first staff has a treble clef and a common time signature. The chords for the first staff are C, D, Am, G, Am, C, D, Am, G. The fret numbers for the first staff are: 1 3 2 0 1 - - - - 1 0 - 0 1 - - - - 1 3 2 0 1 - - - - 3 - 6 - 3 - - 1 - - - 1 - 1 - - - 0 - - - - 0. The second staff has a treble clef and a common time signature. The chords for the second staff are Em, G, Em, G, Em, G, G. The fret numbers for the second staff are: 1 0 1 2 3 4 3 - - - - 1 0 1 2 3 0 - 0 - - - - 1 0 1 2 3 3 4 - - - - 5 3 4 2 3 0 - 0 - - - - 1 - - - - 0. The third staff has a treble clef and a common time signature. The chords for the third staff are Em, G, Em, G, G. The fret numbers for the third staff are: 1 0 1 2 3 4 3 - - - - 1 0 1 2 3 0 - 0 - - - - 3 0 - 0 3 3 4 - - - - 5 3 4 2 3 0 - 0 - - - - 1 - - - - 0.

>>

Book: O'Neill's 1245

Source: O'Neill's 1245

Transcription: Transcription: Trish O'Neil, arrangement, chords: Mike Long

The Pig Town

Reel

The musical score for 'The Pig Town' is presented in four staves. The key signature is one sharp (F#) and the time signature is common time (C). The first staff begins with a G chord and contains a first ending marked with a '1' and a second ending marked with a '2'. The second staff starts with a D chord and includes a double bar line with a repeat sign. The third staff continues the melody with various chords including C and Em. The fourth staff concludes the piece with a D chord and a final note on the G string.

Chords and fretting diagrams are provided for each staff:

- Staff 1: G, G, D, G, [1 D Em] 2
- Staff 2: D, G, Em, D, Em, Em
- Staff 3: D, C, Em, D, Em, Em
- Staff 4: D, G

>>

Book: Kerr's Second p29

Source: Kerr's Second p29

Transcription: Transcription, chords:Mike Long

The pigeon on the gate

Gallagher's best

Reel

(Ireland)

Em D

0 2 1 1 1 1 1 1 1 1 0 2 1 0 0 2 1

Em Em D

0 1 2 2 1 1 1 1 1 1 1 0 0 2 0 2 1

A Em

0 1 0 2 1 2 0 1 1 0 1 2 1 0

(G) D (Bm) Em

1 2 0 1 2 3 2 1 0 1 2 2 1 0 1 1 1 2 1 0

(G) D A

1 2 0 1 2 3 2 3 4 3 2 3 2 1 2 0 1 2 1

G F

0 3 3 3 3 2 6 3 2 0 2 0 2 0 2 2 0 1 2

>>

G F (C) F G
 - 3 3 - 3 - 3 - - - - - 6 - 3 2 - - - - - - - - - 3 - - -
 - - - - - - - - - 2 - - - - - 0 - 0 2 - - - - - - - 2 0 - 0 1 2
 0 - - 0 - 1 - 0 - 0 1 0 - - - - - - 2 4 3 1 2 0 - - - - - - -

G C
 -
 0 3 3 2 3 3 0 3 3 5 3 4 3 1 - - 2 2 - 2 - - 3 - 1 3

F G C
 -
 - - - - - 2 0 - - - - - - - - - - - - - - - - 2 2 - 2 - - -
 2 3 2 0 - - 0 3 3 2 3 3 0 3 3 5 3 4 3 1 - - 3 - 1 3

F G
 -
 -
 2 0 2 0 3 - - 0 1 2

>>

Book: Kerr's Fourth p20
 O'Neill's 1406
 Etc.
 Source: 1 My arrangement from various sources
 2 Sean Ryan, fiddle Chris Delaney collection
 2 IrTrad, 20 Oct 1999, Paul de Grae
 Transcription: 1 Transcription, arrangement, chords: Mike Long
 2 Transcription: Paul de Grae?, chords: Mike Long

The pinch of snuff

Reel

(Ireland)

D A D A D A G A

2 0 2 1 - - 1
- - - 0 2 - - -

D D A D

0 2 - 2 - 3 - 2
- - 0 - 1 - 0 -

G A D

3 - 3 1 2 3 1
- 1 - - -

G C C D A

1 0 1 - 6 - 6 3
- - - 0 - - -

D A D A G A

- - - - -
- - - 0 2 - - -

D D A D G A

- - - 6+ - 6+ - -
0 2 4 - 5 - 4 2

>>

D G C
 - - - - - 2 0 2 - 2 0 6 - - - 6 - 6 3
 - - - - - 2 - 1 0 - - - 0 - - - 1 1 - - 1 - -
 2 3 2 1 0 - 0 - - - - - - - - - - 0 - - - -

C
 1 0 6 0 1 2 3 -
 - - - - - - - - 3
 - - - - - - - - 3

Book: Ceol Rince 2, #182
 Source: Fiddle Sticks CD
 Discography: Irish Dance sets
 Transcription: Transcription, slight arr., chords: Mike Long

>>

The piper's despair

Curly Mike

Reel

Em G D A

1 2 3 - - - 2 - - - - - 2 0 2 1 0 - 0 2 - - - - - 2
 - - - 0 1 0 - 0 1 2 - 0 1 - 1 0 - - - - 0 - - - 0 1 2 - 0 1 - 1 0 -
 - - - - - - - - - 0 - - 0 - - - - - - - - - - - - - - 0 - - 0 - - -

Em G D 1 A 2

1 2 3 - - - 2 - - - - - 2 0 1 2 - - - - - - - - - - - - - - -
 - - - 0 1 0 - 0 1 2 - 0 1 - 1 0 - - - - 0 - - - - - - 1 - - -
 - - - - - - - - - 0 - - 0 - - - - - - - - - - 0 2 4 2 3 2 1 0 - 1 1

A Em G D

- - - - - 1 -
 3 2 1 0 - 1 1 0 1 3 2 1 5 1 3 2 1 2 3 4 5 2 4 2 0 2 2 4 2 2

A Em G D 1

-
 0 2 2 4 2 0 2 1 3 2 1 5 1 3 2 1 2 3 4 5 2 4 2 0 2 4 5 4 2

A 2 A

- - - - - 1 -
 3 2 1 0 - 1 1 0 3 2 1 0 - 1 1

>>

Book: O'Neill's 1657

Ceol Rince3 n109

Source: Henrik Norbeck

Discography: Matt Molloy & Sean Keane: Contentment is Wealth

Milestone at the Garden (Denis Murphy)

Transcription: Transcription:Henrik Norbeck(?), chords:Mike Long

>>

The pure drop

Tom Steele

Hand me down the tackle

Reel

(Ireland)

Chord symbols: D, G, A

Fretboard diagrams (fingerings):

Staff 1: 0 0 2 0 2 - - - - - 0 0 2 0 2 - - 1 1 2 3 - - -

Staff 2: 0 - - - - - 0 0 1 2 3 2 3 1 0 - - - - - 0 1 - - - - 0 1 2

Staff 3: 0 2 0 4 0 2 0 0 1 2 3 2 1 0 2 0 4 0 2 0

Staff 4: 1 1 2 3 - - - - - 0 2 0 4 0 2 0 0 1 2 3 2 3 4 2 3 1 2 0 1 0

Staff 5: 1 1 2 3 - - - - - 0 0 2 0 2 - - - - - 2 - - - - 0 0 2 0 2 -

Staff 6: 3 2 1 2 3 - - - - - 0 0 2 0 2 - - - - - 0 2 4 2 3 2 1 0 0 - 0 - - -

>>

The image shows a musical score for guitar in G major, consisting of three systems of music. Each system includes a treble clef staff with a key signature of two sharps (F# and C#) and a set of guitar fingerings below it. Chords are indicated above the notes.

System 1: Chords G, A, D, D, A. Fingerings: 3 1 2 3 - - - / - - - 0 1 2 / - - - - - / - - - 0 2 0 - 0 2 0 / - 0 2 0 - - - 1 0 1 2

System 2: Chords D, G, A, D, D, G. Fingerings: - - - 0 - - - / 1 1 0 1 0 1 2 / - - - 0 - - - / 0 2 0 - 0 2 0 / 0 - 0 2 0 3 2 3

System 3: Chords D, A, G, A. Fingerings: - - - - - / 2 1 0 / 3 1 2 3 - - - / 4 3 2 1 0 - - - / - - - 0 1 2

Book: O'Neill's 1305 -The pure drop
 O'Neill's 1271 -Tom Steele
 Sully's Irish -Hand me down the tackle (?)
 Source: 1 O'Neill's 1305
 2 Richard Robinson's web page/abc file- Hand down the tackle
 Transcription: 1 Transcription:Trish O'Neill, minor arr., chords:Mike Long
 2 Transcription:Richard Robinson(?), Chords:Mike Long

>>

Rakish Paddy

Reel

Am D

6 - 6 - - 6 - - 3 1 3 2 3 - - - - - - - - - 6 - 3 2 3 - -
 - 1 - 0 1 - 1 0 - - - - - - - - - 0 - - 2 - - - - - - - 0 - - - 0 1

Am D

6 - 6 - - 6 - - 3 1 2 3 1 0 1 2 3 - - 6 - - - 6 - 3 2 3 - -
 - 1 - 0 1 - 1 0 - - - - - - - - - - - 0 1 - 0 - - 0 - - - 0 1

C D

- 6 - 3 2 0 0 -
 - 0 - 2 - - - - - - -
 0 - - - - - - - 1 3 3 4 3 3 1 3 3 1 0 - 0 1 4 4 3 5 3 4 3

C D

- - - - - - - - - 2 - 2
 1 4 4 3 1 0 - 0 1 3 3 4 3 3 1 2 3 1 0 1 2 3 4 2 3 1 2 0 1 -

C D

- - - - - - - - - 3 2 0 0 - - - 6 - - 3 2 3 - - -
 - 2 0 - - - - - - - - - - - 0 - - 0 - - - 0 1
 0 - - - - - - - - - - - - - - - 0 - - - - - - - - - - - - - - -

>>

Book: Roche 1 n133
 O'Neill's 1533
 Pubscouts (?)
 Source: My arrangement from various sources(?)
 Transcription: Transcription, arrangement(?), chords:Mike Long

The rambling sailor

Reel

(Ireland)

The musical score consists of six systems of guitar tablature. Each system includes a treble clef staff with a key signature of two sharps (F# and C#) and a common time signature (C). The tablature is written in a standard six-string format with fret numbers (0-5) and includes chord names (G, A, D, D/G) positioned above the staff. The score includes repeat signs and accents (~) over certain notes. The tablature for the first system is as follows:

System 1: G A D D/G A
 0 2 - 1 1 2 1 2 0 - 2 - 0 - - - 0 - - - 1 - 2 1 0 -
 0 - - - 0 - - - 0 - 0 - - - 0 0 - 0 - - -

System 2: G A G A D D A
 - 3 2 0 1 2 - - - - - - - - - - 3 2 1 2 0 2 1 0 2 - 2
 0 - - - - 0 2 - 2 1 - 2 1 2 0 - 2 - 0 - - - - - - 0 - - -
 0 - - - 0 - - - 0 - 0 -

System 3: G A D A
 3 -
 - 0 1 2 - 2 1 2 -
 - - - - 0 - - - - 0 - 0 1 2 1 2 3 4 4 5 4 3 2 1

System 4: D G A D A
 - 2 -
 0 - 0 1 2 1 3 2 1 2 1 0 - - - - 2 0 1 2 - - - - - - - - - -
 0 0 1 2 1 2 3 4 4 5 4 3 2 1

System 5: G A D G A D
 - - - 2 0 3 -
 - 1 1 2 1 2 0 - 0 - - - 0 1 2 - - - - - - - 2 - 0
 0 - - - - - - - 0 - - - - - - 0 1 2 1 0 - 0 - - -

System 6: G A D G A D
 - - - 2 3 -
 1 - 0 - - - 0 1 2 - - - - - - - - - - - - - - - - - - - 2 - 0
 - 0 - - - - - - 0 2 1 0 1 2 3 4 3 4 5 4 3 2 1 0 1 2 1 0 - 0 -

>>

G A D G (D)

- - - 2 3 2 1 2 0 2 1 0 2 - 2 3 - - - - - -
 1 - 0 - - - - - - - - - - - 0 - - 0 1 2 - 0 2
 - 0 - - - - - - - - - - - - - - - - 0 - - -

Book: O'Neill's 1502

Source: O'Neill's 1502

Transcription: Transcription:John B. Walsh, slight arr., chords:Mike Long

>>

Rathlin Island

Reel

The image shows a musical score for the reel "Rathlin Island". It consists of three staves of music in the key of D major (one sharp) and 4/4 time. The first staff has a key signature of one sharp and a common time signature. The second staff begins with a repeat sign. The third staff continues the melody. Chords are indicated above the notes, and fret numbers are written below the staff lines. The chords are: Am, Am, G, Am, G, Am, Em, Am, G, Am, G, Em.

Staff 1: Am, Am, G, Am, G
 Staff 2: Am, Em, Am, G, Am, G
 Staff 3: Em

>>

Source: IrTrad

Transcription: Transcription:Jorgen Fischer(?), chords:Mike Long

Rediggan's

The glen of Aherlow

Lafferty's

The woman I never forgot

Reel

(Ireland)

Chords: Bm, Em, (G), Bm, D, A

Chords: Bm, Em, G, Em, D, Bm, A

Chords: Em, D, Em, (G)

Chords: D, A, Em, D, Em, G

Chords: D, A

>>

Book: Music from Ireland Vol. 3
 Source: Music from Ireland Vol. 3
 Discography: Planxty- Four Men and a Dog: Shifting Gravel.
 Kevin Burke, Promenade
 Transcription: Transcription, chords:Mike Long

Reel de lapin

Reel

Chords: G, C, D

Staff 1: 0 3 - - - - - 6 - - - 2 0 1 2 3 - - - 2
- - - 1 - - - - - - - - - 1 0 1 0 - - - - - 0 1 0 -
- - - 0 3 4 3 2 1 0 - - - - - - - - - - - - - - -

Staff 2: 3 - - 6 - 0 3 - - - - - - - - 6 - - - 2 0 1 2 3 - -
- 0 1 - - - - - 1 - - - - - - - - 1 0 1 0 - - - - 0 -
- - - 0 - - - - 0 3 4 3 2 1 0 - - - - - - - - - - 1

Staff 3: - 6 - 3 - - - 6 - - 3 - 0 3 - 6
- 1 0 3 - 1 6 - 1 3 1 - 1 6
0 - - - - - - - - 0 - - - - - - - - 0 - - - - - - - -

Staff 4: - - 3 - - - 6 - 2 - 0 2 - - 6 - 2 - - 6 - - 3 - 0 3 - 6
- 1 - 1 0 0 1 - - 0 - 0 - - 0 1 - - 0 - 0 - 1 - - 1 - 1 - - 1 -
0 - - - - - - - - - - - - - - - - - - 0 - - - 0 - - - - - - -

Staff 5: - 1 3 - - - 6 - 2 - 0 - - - 6 - 3
0 1 - 1 0 0 1 - - 0 - 0 - - 1 0 - - 1 0 - -
0 - - - - - - - - - - - - - - - - - - 1 0 - - - - - -

Source: Richard Darsie's web page
 Transcription: Transcription, chords:Mike Long

Reel de Ti=Jean

Reel

Chords: D, G, A

Fretboard diagrams (fingerings):

Staff 1: 4 3 2 0 2 0 2 3 2 1 0 1 2 3 1 3 1

Staff 2: 3 4 3 2 1 4 3 2 0 2 2 3 2 1 0 1 2 3 1 2 1 0

Staff 3: 1 0 1 0 3 2 0

Staff 4: 0 1 2 2 3 1 2 1 0 0 0 1 2 0 0 1 0 3 2 0

Staff 5: 0 2 0 1 2 2 3 1 2 1 0 0 0

>>

Book: N.E. Fiddler's

Transcription: Transcription, chords:Mike Long

The reel of Mullinavat

Reel

(Ireland)

Em G Em Em

D Em D Em G

D Em Em

D Em G D Em Em

D C/G D Em

1 2 3 2 1 0 1 0 3 1 1 3 1 3 1 1 3 0 1 0

1 1 0 1 1 1 2 3 2 1 0 1 0 6 3 2 1 2 3 3 2 3 0 1 0

1 1 1 0 1 1 2 1 2 2 1 1 3 4 5 3

4 2 0 2 4 2 0 2 3 1 1 3 4 5 3 4 2 0 2 3 1 1 2 3 1 1 3 4 5 3

4 2 0 1 2 4 4 5 3 4 2 3 1 2 0 1 3 2 0 1

>>

Book: O'Neill's 1316
 Ceol Rince 3 n153
 Source: Richard Darsie's web page
 Transcription: Transcription, chords:Mike Long

Reel Ti=M

Reel

Marcel Messervier

D

- - - - - 3 2 - - - 2 - - -
 2 3 4 2 5 2 4 2 0 1 2 4 2 1 3 1 0 - - - 0 - 0 - 0 - 0 2

Em A

- - - - - 2 1 2 - 2 1 0 1 2 1 0 - - - -
 1 1 2 3 2 3 4 3 2 1 0 - - - 1 - - - - 3 2 3 4

A D D

- - - - - 3 2 - - - 2 - - -
 5 4 6+ 4 2 0 2 4 2 5 2 4 2 0 1 2 4 2 1 3 1 0 - - - 0 - 0 - 0 - 0 2

Em A

- - - - - 2 1 2 - 2 1 0 1 2 1 0 - 0 1 2
 1 1 2 3 2 3 4 3 2 1 0 - - - 1 - - - - 3 - - -

1 D A D || 2 D A D | D

- - - - - 0 2 - - - 2 -
 - - - 2 - - - 2 - - - 0 0 - 0 - 0
 0 2 1 - 0 0 2 1 - 0 - - - 0 - - -

G A D

3 - 3 6 3 - 3 - - - - - 0 2 - - - 2 -
 - 1 - - - 1 - 0 0 - 0 0 - 0 0 - 0 0 - - - 2 0 - - - 0 - 0 - 0
 - - - - - - - 1 - - 2 - - 3 - - 3 2 1 - - - - 0 - - -

>>

3 - 3 6 3 - 3
 - 1 - - - 1 -
 - - - - - - -

0 0 - 0 0 - 0 0
 - - - 1 - - 2 - -
 - - - - - - -

1 A D | 2 A D |
 - - - 2 - - -
 - - - 2 - - -
 3 1 - 1 0 3 1 - 1 0

Book: The Portland Collection
 Source: The Portland Collection
 Transcription: Transcription, chords:Mike Long

>>

Repeal of the Union

Kate Gaynor's fancy

Gurtaglanna reel

Roll her in the rushes

Reel

(Ireland)

The image displays a musical score for the reel 'Repeal of the Union'. It consists of three systems of music, each with a treble clef staff and guitar tablature below it. Chords are indicated above the staff lines. The first system has chords D, C, D, C, D. The second system has chords D, Am, C, D, C, D. The third system has chords D, Am, C, Am, C, D. The tablature includes various fret numbers (0-6) and rhythmic markings such as accents and slurs. A double arrow symbol '>>' is located to the right of the second system.

Book: Krassen O'Neill's p92

O'Neill's 1179

Ceol Rince 1 n129- very similar

Roche

Kerr's Fourth p20

Source: Richard Darsie's web page

Transcription: Transcription, arrangement(?), chords:Mike Long

The rising sun

The rising of the sun

Reel/Hornpipe

(Ireland)

The musical score consists of five staves of music in the key of D major (two sharps) and 4/4 time. Each staff includes a treble clef, a key signature of two sharps, and a common time signature. The music is written in a single melodic line. Chords are indicated by letters (D, A, G) above the staff. Fret numbers are indicated by numbers 0-4 below the staff. Some notes are marked with a '3' for a triplet. The score is divided into measures by vertical bar lines, with repeat signs at the beginning of the first and third staves. A double arrow '>>' is located to the right of the third staff.

Staff 1: Chords D, A, G, A, D, A. Fret numbers: 3 2 1, 0, 2, 0, 1 2, 0 1 3 2 0 1, 0, 2, 1 0.

Staff 2: Chords G, D, D, A, G, A, D, A. Fret numbers: 1 3 2 1 0, 2, 2, 1 2, 0 1 3 2 0 1, 0, 2, 1 0.

Staff 3: Chords G, D, D, A. Fret numbers: 1 3 2 1 0, 0, 0 1 2 3 4 2 1 0, 2 1 0, 0, 0, 0.

Staff 4: Chords D, A, D, D, A. Fret numbers: 0 1 2 3 4 2 1 0, 2 1 0 1 2, 0 0, 0 1 2 3 4 2 1 0, 2 1 0, 0, 0, 0.

Staff 5: Chords D, G, A, D. Fret numbers: 0, 2, 2, 1, 3, 3, 4, 2, 3, 1, 0, 3, 2, 1.

Book: Ceol Rince 2 n214

Ceol Rince 1 n136

Roche 2 n221

Source: My arrangement from various sources- mostly Roche...

Transcription: Transcription, arrangement, chords:Mike Long

Roll her on the mountain

Roll her on the hill
Roll her on the banks
Galway reel

Reel

(Ireland)

D G D G A

- 2 - - 2 0 - - - - - - - - 2 - 0 2 - 2 3 - - - - - - - -
0 - 0 0 - - - 1 1 0 1 2 - 1 0 - 0 - - 0 - - 0 1 2 - - - 1
- - - - - - - - - - - - - 0 - - - - - - - - - - - 0 2 0 -

D G D G A D

- 2 - - - 2 0 - - - - - - - - 2 - - - 2 3 - - 3 2 0
0 - 0 0 - - - 1 1 0 1 2 - 1 0 - 0 - 1 0 - - - 1 0 - - -
- - - - - - - - - - - 0 - - - 0 - - - - - - - - - - - - - - -

D A D G A

- - - - - - - - 2 1 0 1 2 - - - - - - - - - - - - - 3 2 3 1 0
- - - - - - - - - - - 0 1 2 - - - - - - - - - - - 2 0 1 - - - - -
0 0 2 1 0 - - - - - 0 1 2 3 1 0 0 2 1 0 - - - - - - - - - -

D A D G A

- - - - - - - - 2 1 0 1 2 - - - - - - - - - - - - - 2 1 0
- - - - - - - - - - - 0 1 2 - - - - - - - - - - - 2 - - 1 0 - - -
0 0 2 1 0 - - - - - 0 1 2 3 1 2 3 4 2 3 4 3 1 - 1 0 - - - - -

Book: Ceol Rince 2 #208

Kerr's First p.3

Kerr's Fourth p19

O'Neill's 1309

Source: O'Neill's 1309

Transcription: Trish O'Neil & Mike Long, Chords: Mike Long

Rolling down the hill

Reel

(Ireland)

The musical score consists of four staves of music in G major (one sharp) and common time. The first two staves are melodic lines, and the last two are accompaniment lines. Chords are indicated above the notes, and fingerings are shown below. The first staff has chords Am, G, Am, G. The second staff has Am, G, Am, G. The third staff has C, Am, C, Am, G. The fourth staff has C, Am, C/E, Am, G. Fingerings are provided for each note, including some with accents (tilde symbol).

>>

Book: Krassen O'Neill's p152

O'Neill's 1508

Source: O'Neill's 1508

Transcription: Transcription:John B. Walsh, arrangement, chords:Mike Long

Rolling in the barrel

Reel

(Ireland)

See also The youngest daughter

Em Bm Em G A

1 1 - 1 1 - - 2 0 1 2 0 1 1 - 1 1 - - 6 - 1 1 0
 - - 1 - - 1 0 - - - - - - - - 1 0 - 1 - - -
 -

Em Bm Em D A

1 1 - 1 1 - - 2 0 1 2 0 1 1 - 1 1 - - 6 - 1 1
 - - 1 - - 1 0 - - - - - - - - - - 1 0 - 1 - - -
 -

Em D Em D A

3 3 3 3 6 - 1 1
 -
 1 3 2 1 5 1 3 2 1 0 2 4 2 0 1 3 2 1 5 1 3 2 1 0 - - - - - - - -

Em D G D A

3 3 3 6 - 6 - 1 1
 -
 1 3 2 1 5 1 3 2 1 0 2 4 2 0 1 2 3 1 2 0 1 - 0 - - - - - - - -

>>

Source: Paddy Canny and P.J. Hayes
 irtrad-1, J. Walsh, 10/94
 Transcription: J. Walsh, chords: Mike Long

Rolling on the ryegrass

The Shannon breeze

The Rathkeale hunt

Maureen playboy

Old Mollie Ahern

The piper's lass

Reel
Third part O'Neill's...

(Ireland)

Chord progression: D G D G A D G D D A D G G D G

Fingerings (Staff 1):
 - - 2 0 2 - 2 3 1 1 3 - - - - - 2 - 0 2 - -
 - 1 0 0 - - 0 - - - - - 1 - 1 1 0 - 0 - - 0 -
 0 - - - - - - - - - - - 0 - - - - - 0

Fingerings (Staff 2):
 - 3 2 3 1 0 2 - - 2 0 2 - 2 3 1 1 3 - - - - - 2 - 0 2 - -
 1 - - - - - - 0 0 - - - 0 - - - - - 1 - 1 1 0 - 0 - - 0 -
 - - - - - - - - - - - 0 - - - - - 0

Fingerings (Staff 3):
 - 3 2 3 1 0 -
 1 - - - - - - 0 1 - - - - - - - - - - - 1 - 0 1 - - - - -
 - - - - - - - - 0 1 2 2 4 3 1 2 0 1 0 - 0 - - 0 1 2 1 2 3

Fingerings (Staff 4):
 - - - - - - - 0 1 - - - - - - - - - - - 1 - 0 1 - - - - -
 4 2 0 2 1 0 - - 0 1 2 2 4 3 1 2 0 1 0 - 0 - - 0 1 2 4 4 5

Fingerings (Staff 5):
 - - - - - - - - - 6 - - 3 2 3 - - 6 - - - 3 2 3 - 6 - 3 3 -
 - - - - - - - 0 0 - 1 0 - - - 0 1 - - 1 0 - - - 0 - 1 - - 1
 4 2 0 2 1 0 - - - - - - - - - - - 0 - - - - - - - - -

D A D G G D

- 2 0 2 1 0 2 - - 6 - - 3 2 3 - - 6 - - - 3 2 3 - - - - - - -
 0 - - - - - - 0 0 - 1 0 - - - 0 1 - - 1 0 - - - 0 1 - - - - -
 - - - - - - - - - - - - - - - - - 0 - - - - - - 0 1 2 5

A

- - - - - - -
 4 2 0 2 1 0

Book: O'Neill's 1553

NE Fiddlers

Source: My arrangement- essentially O'Neill's 1553

Transcription: Transcription, arrangement, chords:Mike Long

>>

The Roscommon reel

Reel

(Ireland)

Em D Em G 1 D 2

1 2 3 - - - 3 - - 2 2 - 2 - 2 1 2 3 - - - - 2 0 1 2 1 1 0
 - - - 0 1 0 - 1 0 - - - 0 - - - - 0 1 - - - 0 - - - - - - -
 - - - - - - - 0 -

D Em D Em C

- 2 0 1 2 1 1 -
 0 - - - - - - - - - 1 1 - - - - - - - - - - - 1 1 - - - - -
 - - - - - - - 2 1 - - 1 2 3 1 2 4 4 5 2 4 2 1 - - 1 2 3 1

D Em G D C

- - - - - - - - - - 3 - - - - - - - - - - - - - - - - - -
 - - - - - - - - - - 1 1 - 1 - - - - - - - - - - - - - - - -
 2 4 4 2 1 2 3 2 1 - - - 1 3 2 4 4 5 3 4 3 2 4 4 2 1 3 2 1

D Em D Em G

- - - 2 1 2 3 - - - - - - - 2 2 - 2 - 2 1 - - - - -
 - 1 0 - - - - 0 1 0 1 - 1 0 - - - - 0 - - - 1 1 0 1 - -
 0 - - - - - - - - - 0 - - - 0 - - - - - - - - - - - - - 0

D Em D Em G

- 2 0 1 2 1 1 0 1 - - - - - - - - 2 2 - 2 - 2 1 - - - - -
 0 - - - - - - - - - - 1 1 0 1 2 - 1 0 - - - - 0 - - - 1 1 0 1 -
 - - - - - - - - - - - - - 0 - - - 0 - - - - - - - - - - - 0

D

- 2 0 1 2 1 1 0
 0 - - - - - - - - -
 - - - - - - - - - -

>>

Source: Henrik Norbeck

Discography: The Gathering (Matt Molloy)

Paddy Glackin: Ceol ar an bhFidil le Paddy Glackin.

Transcription: Transcription:??, chords:Mike Long

>>

The sailor's bonnet

Reel

(Ireland)

Chords: D D G D G D D D G Bm G A Bm D D G D G D

Tablature: - 2 - - - - 0 - 0 - - - - - - - - 1 1 0 - 0 - - - - - - - - 2 - 0 0 - - - - 0 2 2 0 2 1 2 0 - - - - 0 2 2 1 0 - - - - - - - - 1 1 - - - - 2 5 5 5 4 2 4 - - - - 5 2 4 2 2 1 1 5 2 2 4 2 2 4 2 1 2 0 - - 0 2 - - - - - 0 2 2 1 - - - - 2 - - - - 0 0 0 - - - - 0 1 0 - - - - 0 - - - - 0 2 2 1 - - - - 2 - - - - 0 0 0 - - - - 0 - - - - 0 - - - -

>>

Book: Irish Traditional Music Session Tunes 2 n5
 Source: My arrangement from various sources
 Discography: Michael Coleman ?
 Davy Spillane: Shadow Hunter ?
 Bothy Band: 1975 ?
 Transcription: Transcription, arrangement, chords:Mike Long

Saint Anne's reel

Reel

(Canada)

The musical score for "Saint Anne's reel" is presented in six staves. Each staff contains a line of music in treble clef with a key signature of two sharps (F# and C#) and a common time signature (C). Below each line of music is a line of guitar tablature, where numbers 0-4 represent frets on the strings. Chord diagrams (D, G, A) are placed above the music to indicate the harmonic structure. The score includes repeat signs and a double bar line with repeat dots at the end of the fifth staff. The tablature includes various techniques such as triplets (indicated by a '3' over a group of notes) and a natural harmonic (indicated by a '6+' over a note).

>>

The image displays a musical score for a piece in D major, consisting of four systems of guitar notation. Each system includes a treble clef staff with a key signature of two sharps (F# and C#) and a set of guitar fingerings below it. Chord names (D, A, G) are placed above the notes. The first system has chords D, A, D, G, A, D. The second system has chords D, A, G. The third system has chords G, A, D, A, G. The fourth system has chords G, A, D. The fingerings are as follows:

- System 1: D (2 1 0 2 1 0), A (- - - 2 1), D (- 2 - - 0 2 -), G (1 - - - 2 0 1 2), A (- - - - -), D (1 0 0 - 0).
- System 2: D (- - - - -), A (- - - - -), G (- - - - -). Fingerings: 1 2 2 1 2 1 0, 2 1 3 3 3 2.
- System 3: G (- - - 2 1 0 1 2 -), A (- - - - -), D (- - - 6+ - - -), A (- - - - -), G (- - - - -). Fingerings: 1 0 - - - 0, 5 4 4 - 4 1, 2 2 1 2 1 0 - - 3 3 2 3 3 2.
- System 4: G (- - - - -), A (- - - - -), D (- - - - -). Fingerings: 1 0 - - - 0, 1 2 - - - 0, 1 0 0 - 0.

>>

Book: 1 New England Fiddler's Repertoire

Source: 1 New England Fiddler's Repertoire

2 ? Mando book?

Transcription: 1 Transcription:Mike Long & the Pubscouts, Chords:Mike Long

2 Transcription, chords:Mike Long

The Salamanca

Reel

(Ireland)

The musical score for 'The Salamanca' is presented in five staves. Each staff contains a line of music in treble clef with a key signature of two sharps (F# and C#) and a common time signature (C). The music includes various rhythmic patterns, including triplets and accents. Below each line of music is a line of guitar tablature, where numbers 0-4 represent fret positions on the strings. Chord diagrams are placed above the music at various points, including D, Em, Bm, G, A, and D. The score concludes with a double bar line and repeat dots.

>>

Book: Roche 1 n134- similar...

O'Neill's 1348

Kerr's First p45 as a hornpipe

Source: My arrangement from various sources

Transcription: Transcription, arrangement(?), chords:Mike Long

The sally gardens

Reel

(Ireland)

Staff 1: Chords: G, G, C. Tablature: 0 1 3 0 3 - 3 - - - - - 1 - 1 - 1 - 1 0 1 - - - - - 0 1 - - - - - 0 1 2 3 1

Staff 2: Chords: D, (C), G, G, C. Tablature: - - - - 3 1 0 1 3 0 3 - 3 - - - - - - - - - - 6 - - - - - 1 0 1 - - - - - - - - - 1 - 1 - 1 - 1 - 1 0 1 - 1 - - - - - 0 1 - 0 - - - - 0 - - 0 1 2 3 1

Staff 3: Chords: D, G, G. Tablature: - - - - - 3 - - - - - 6 - - - - - - - - - - - - - - - 0 1 0 1 - - - - - 1 - - - - - 0 3 3 2 3 0 3

Staff 4: Chords: Am, (D), G. Tablature: - 3 5 3 4 3 2 3 1 4 4 3 4 1 4 4 5 3 4 3 1 3 0 3 3 2 3 0 3

Staff 5: Chords: G, C, D, G. Tablature: - 3 5 3 4 3 2 3 0 1 - - - - - 0 1 2 3 1 0 - - - - - 1 0 1 - - - - -

>>

Book: Fiddler's Fakebook

Source: My arrangement from various sources

Transcription: Transcription, arrangement, chords:Mike Long

Sarah

Reel

Lee Anne Welch (USA)

Chords: D A D G (A) D D G D A D

Fretboard diagrams (fingerings):

- Staff 1: 0 0 2 1 0 1 0 0 0 2 1 0
- Staff 2: 1 1 0 0 2 1 0 1 0 0 1 0 1 0
- Staff 3: 1 0 0 2 0 2 0 0 2 0 0 2
- Staff 4: 3 1 1 0 2 0 2 0 2 1 0 2 0 2
- Staff 5: 3 1 1 0 2 0 1 0 1 0

>>

Source: Lee Anne Welch

Transcription: Transcription, chords:Mike Long

Sawney dear

Reel

(England)
Lancashire

Chords: F#m, Bm, F#m, E, A, Bm

Fretboard diagrams (fingerings):

Staff 1: 0 1 2 | 2 2 2 2 2 2 | 0 1 2 | 2 2 | 0 2 1

Staff 2: 0 2 1 2 | 0 2 2 0 | 6+ 1 6+ 0 | 1 0 6+

Staff 3: 0 1 2 | 0 1 2 1 | 2 0 1 2 | 0

Staff 4: 1 0 1 | 2 0 1 2 | 0 1 2 0 | 2 1 1 2

Staff 5: 0 | 2 | 1

>>

Book: Winder

Source: Richard Robinson

Transcription: Transcription:Richard Robinson(?), Chords:Mike Long

The scholar

Reel/Hornpipe

(Ireland)

D G D G (Em)

0 0 - - - - - - - - - - - - - - - 3 2 3 - 6 - 3 3 1 2 3 -
 - - 0 2 4 2 3 2 1 3 2 0 - - - - - - - - - - - - - - - 1 - - - - - 3

A G D G D G (Em) | 1

- 3 2 3 - 6 - 3 3 1 2 3 -
 - - 2 - 2 1 0 - - - - - - - - - - - - - - - 0 - - - 0 - 1 - - - - - - - - -
 2 0 1 - 0 - - - 0 2 4 2 3 2 1 3 2 0 - - - - - - - - - - - - - - - 3

A D | 2 A D D D G

- - - - - 2 - - - - - 2 -
 2 3 4 1 - 0 2 3 4 1 - 0 1 2 3 4 2 0 0 2 4 2 0 2 4 2 5 4 3 2

C C A D D G

- - - - - 6 - - - - - 6 -
 3 2 3 1 - 1 3 1 - 1 3 1 4 3 2 1 4 - 4 2 0 2 4 2 0 2 4 2 5 4 3 2

C G | 1 D A D | 2 A D

-
 3 3 2 3 5 4 3 2 0 1 - 0 1 2 3 - - - - - 2 - - - - - 2 - - - - -

>>

Book: O'Neill's 1640 (Hornpipe)
 Krassen O'Neill's p.91
 Kerr's First p34
 Source: My arrangement from various sources
 Transcription: Transcription, arrangement, chords:Mike Long

Scotch Mary

Reel
APB The Chieftains

(Ireland)

The musical score for 'Scotch Mary' is presented in five staves. Each staff contains a line of music with guitar chords and fret numbers written below. The key signature is one sharp (F#) and the time signature is common time (C). The score includes various musical notations such as triplets, slurs, and accents.

Staff 1: Chords: C, C, G, C. Fret numbers: 0 1, 6 1 1, 6, 6 1 1 3, 0 1, 6 1 1, 6.

Staff 2: Chords: G, Am, C, C, G, C. Fret numbers: 6, 0 1 0, 3, 0 0 1, 6 1 1 6, 6 1 1 3, 0 1, 6 6 6, 0 1 0.

Staff 3: Chords: G, Am, Am, Am, G. Fret numbers: 6, 0 1 0, 3, 0, 0 1 4 4 3 1 3 1 0, 6, 1, 0 1 2 3 2 3.

Staff 4: Chords: Am, G, Am, Am, Am, G. Fret numbers: 1 4 4 3 1 3 1 0, 6, 0 1 0, 0 1, 1 4 4 3 1 3 1 0, 6, 1, 0 1 2 3 2 3.

Staff 5: Chords: Em, G, Am. Fret numbers: 4 3 2 3 1 2 0 1 0, 6, 0 1 0, 3, 0.

>>

Book: O'Neill's 1510

Source: The Chieftains- Boil the breakfast early

Discography: The Chieftains- Boil the breakfast early

Transcription: Transcription, chords:Mike Long

Sculley's reel

Reel

Em G Em

D Em G Bm

Em Em

G Am D Em

G Bm Em

1 0 1 2 3 2 3 - 6 - - 3 2 3 - 1 1 3
 - - - - - - - 0 1 - 1 0 - - - 0 1 - - -

2 3 2 1 0 2 1 0 1 2 3 2 3 - 6 - - 3 2 3 - 6 - - 2 -
 - - - - - - - 0 1 - 1 0 - - - 0 1 - 1 0 - 0 - - -

3 1 1 - - - 1 - - - - 1 2 3 1 1 1
 -

- - 1 6 - - 3 2 3 - 2 0 2 1 0 1 2 3 2 3 -
 3 3 - - 1 0 - - 0 - - - - - - - - - 0 - - -

1 0 1 - - - - 1 6 - - 2 - 3 1 1
 - - - 0 1 0 - - 1 1 0 - 0 - - - - - - - - -

>>

Source: Richard Darsie's web page
 Transcription: Transcription, chords:Mike Long

Sean sa cheo

Sean in the fog

Jack and Jill

Reel

A A G A G

A A G A

G G A

G A

1 0 2 1 - - 0 1 3 0 1 - - 1 1 0 1 0 - 0 3 1 0 - - 0

2 0 0 2 0 1 - - 2 0 0 3 - 1 - - 2 0 0 1 - - 0 0

1 - - - 3 1 0 - - 0 1 - - - 3 1 0 1 2 3 4 6+ 4 4 6+ 4 4 6+ 4 1 2

3 5 3 3 5 3 3 5 3 1 3 4 6+ 4 4 6+ 4 4 6+ 4 1 2

3 4 5 3 1 2 3 1 2 0 - - 3 1 0

Book: Ceol Rince 2 n297

Source: Richard Darsie's web page

Transcription: Transcription, chords:Mike Long

Shetland fiddler

Reel

Chords: D A D Em A D A D G A D A G A D A D G A D

Fingerings:
 Staff 1: 0 2 - - - 0 - - - - - - - - - - - - - - - 1 3 1 - 1 3 1
 Staff 2: - - - - - 2 - - - - - 0 -
 Staff 3: - 3 1 - 0 - - - 2 - - - 0 - - - 3 - 4 -
 Staff 4: 1 4 4 2 3 2 1 0 - 1 - 1 - 1 0 1 1 2 1 0 - - - 0 - 1 - 2 - 3 -
 Staff 5: 2 4 4 2 3 2 1 0 2 3 4 2 0 2 3 4 2 0 - 3 1 - 0

>>

Source: My arrangement from various sources
 Transcription: Transcription, arrangement, chords:Mike Long

The ships are sailing

Take her out and air her

Reel

(Ireland, USA)

Em D Em G Bm (D)

Em D Em G 1 D Em 2

D Em Em D Em G

D Em Em D G D

1 C 2 C

>>

Book: O'Neill's 1264

Roche n199

Source: My arrangement from various sources

Transcription: Transcription, arrangement, chords:Mike Long

The silver spear

The top of the cliff
The new mown meadows

Reel

D A G (A) D A G (A)

2 - - - 2 - - - - - 2 - - - - - 2 - - - - -
- 0 0 1 0 - 0 - - - - 1 2 - 0 - - - - 0 0 1 0 - 0 - - - - 1 0 -
- - - - - 0 2 1 0 - - - 0 - - - - - 0 2 1 0 - - -

D A G (A) G D G A

2 - - - 2 -
- 0 0 1 0 - 0 - - - - 1 2 - - - - - - - - - - - 1 0 -
- - - - - 0 2 1 0 - - - 0 2 3 1 2 1 0 2 1 0 - - -

D A G (A) D A

-
2 4 4 2 5 2 4 2 3 2 1 0 - - 0 1 2 4 4 2 5 2 4 2

G (A) D A G (A) G D

- - - - - 1 0 -
3 2 1 0 - - - 2 4 4 2 5 2 4 2 3 2 1 0 - - 0 1 3 1 2 1

G A

-
0 2 1 0 1 0 - - -

>>

Book: Ceol Rince 1 n141
Source: John B. Walsh
Transcription: Transcription:John B. Walsh(?), chords:Mike Long
My slight variation, mdl

The silver spire

La grondeuse

John Brennan's reel

The great eastern reel

Reel

(Canada)

D G D A

0 2 1 0 2 - - - - - 2 3 - 3 2 - 2 1 2 3 1 0 - - -
- - - - - 0 - 2 - - - - 0 - - 1 - - 0 - - - - - 2 1 0
- - - - - 0 - 0 1 2 0 -

D G D A D

0 2 1 0 2 - - - - - 2 3 - 3 2 - 2 1 - - 0
- - - - - 0 - 2 - - - - 0 - - 1 - - 0 - - 2 0 2 -
- - - - - 0 - 0 1 2 0 -

A D

- - - 0 1 2 3 2 1 0 1 2 3 - - - - - - - - - - - - - - -
0 1 2 - - - - - - - - - - 0 1 2 - 2 - 1 0 1 2 -
- 0 - 0 - - - - 0

D A D A G D G D

- - - - - 0 - - - - - 2 0 2 3 - 3 2 - 2
2 4 3 2 1 - 0 2 0 - 1 - - 1 2 - 1 0 - - - - 1 - - 0 -
- -

A D

1 - - 0
- 2 - 0 2 -
- - - - -

>>

Book: New England Fiddler's Repertoire
Source: New England Fiddler's Repertoire
Transcription: Transcription, chords:Mike Long

The silver tip

Reel

(Ireland)

D C D (Am) C D
 0 1 2 3 - - - 2 3 2 1 6 1 - 1 6 1 0 1 2 3 - - - 2 3 1 6 1 1 0 0
 - - - - 0 1 0 - - - - - 0 - - - - - 0 - - - - -
 D C D Am D C G D
 - - - - - - - - - - - - 6 - 3 2 - - - 6 - 6 3 1 2 3 1 2 0 0
 - - - - - - - - - - - - 0 - - 0 0 1 - 1 - - - - - - - - -
 0 2 0 1 2 3 1 2 3 4 2 0 1 - - - - - - - - - - - - - - -
 D C D Am G D C D
 - - - - - - - - - - - - 6 - 2 3 - 3 - 2 - 2 - 1 2 3 1 2 0 0
 - - - - - - - - - - - - 0 - - 1 - 1 - 0 - 0 - - - - - - - - -
 0 2 0 1 2 3 1 2 3 4 2 0 1 - - - - - - - - - - - - - - -

>>

Book: O'Neill's 1185
 Source: O'Neill's 1185
 Transcription: Transcription: Trish O'Nei, chords: Mike Long

Six mile bridge

The Queen County lasses

Reel

(Ireland)

Chords: D, D, A, D, A, G, D, G, D, A, D, G, D, A/G, D, G, D, A, D, A, G

Fret numbers: 0 3 2 0 2 0 0 0 2 0 0 2 0 1 2 0 3 2 0 2 0 0 2 0 1 2 0 3 2 0 2 0 0 2 0 1 2 0 3 3 1 4 4 2 3 2 3 4 5 4 2 3 4 3 1 3 2 0 2 0 0 0 2 0 1 2 0 2 3 2 0 1 3 2 0 2 0 2 3

>>

Book: Kerr's First p35
 Joyce, P. W.; "Old Irish Folk Music and Songs" n94
 Source: Kerr's First p35
 Transcription: Transcription, chords:Mike Long

The Skibbereen lasses

Reel

(Ireland)

A G A G A
 2 0 2 - - - 2 1 2 - 1 - 2 0 2 - - - 1 1 0 0
 1 - - - 0 1 2 3 1 0 - - - 0 - 1 - - - 0 1 2 3 1 0 - - -

A G A G A
 2 0 2 - - - 2 1 2 - 1 2 0 2 - - - - 1 1 0 0
 1 - - - 0 1 2 3 1 0 - - - 0 - 2 - - - 0 1 0 1 2 3 1 0 - - -

A (D) G A G A
 2 0 2 - - - - - 2 1 2 - 1 - 0 0 - - - - 1 1 0 0
 - - - 1 4 1 2 3 1 0 - - - 0 - 1 - - - 4 1 2 3 1 0 - - -

A (D) G A G (A)
 2 0 2 - - - - - 2 1 2 - 1 0 1 2 - - - - - 1 1 0 0
 - - - 1 4 1 2 3 1 0 - - - 0 - 0 1 2 - - - - - 0 1 4 4 2 3 1 0 - - -

>>

Book: O'Neill's 1469

Source: O'Neill's 1469

Transcription: Transcription:Bob Safranek, arrangement, chords:Mike Long

The Skylark

Reel

James Morrison (Ireland)

The musical score consists of five systems of music. Each system includes a treble clef staff with a key signature of two sharps (F# and C#) and a common time signature (C). The notes are accompanied by guitar chords (D, A, G) and fingerings (numbers 1-4 and 0 for open strings). The first system has chords D, A, D, G. The second system has chords D, D, A, D, G. The third system has chords D, A, D, D. The fourth system has chords A, D, G, A, D, G. The fifth system has chords A, G, D, G, A, D. The score includes repeat signs and a double bar line with repeat dots at the end of the third system.

>>

Book: Ceol Rince 1

Source: My arrangement from various sources

Discography: Noel Hill & Tony Linnane

Paul McGrattan: The Frost Is All Over

The Professor, Viva Voce (2 cassette set)

Tommy Basker, The Tin Sandwich

Transcription: Transcription, arrangement, chords: Mike Long

Sleepy Maggie

Reel

(Ireland, Scotland)

Bm Bm A Bm D A

2 0 1 2 - 0 1 2 0 2 1 - - 1 2 - - 2 - 0 1 2 - 4 2 1 - - 1

Bm Bm A Bm D A

- 1 - 1 - 1 - - - - 1 1 - 0 2 - - - 1 - 1 - 1 - - - 6+ - - - 0 2 - 2 - 0 - 2 - 0 1 2 - - 1 - - 1 2 - 0 - 2 - 0 1 2 - 4 2 1 - - 1

Bm Bm A Bm D A

- 1 - 1 - 1 - - - - 1 1 - 0 2 - - - 2 1 2 - - - 6+ - - - 0 2 - 2 - 0 - 2 - 0 1 2 - - 1 - - 1 0 - - - 0 1 2 - 4 5 4 2 1 - - 1

Bm Bm A Bm

- 1 - 1 - 1 - - - - 1 - 1 - 0 2 - - - 1 - 1 - 1 - 6+ 1 2 - 5 - 2 - 0 1 2 - 5 - 4 - - 1 2 - 5 - 4 - - -

F#m A | 2 D A

- - - 6+ 1 - - 0 2 - - - 6+ - - - 0 2 - 2 - - - 4 - - - 1 2 - 4 2 1 - - 1

Book: O'Neill's 1424

Kerr's Fourth p19

Source: My arrangement from various sources

Transcription: Transcription, arrangement, chords: Mike Long

>>

The Sligo lasses

Reel

(Ireland)

G D G C | 1

3 - 3 0 3 - 3 0 2 1 0 - - 2 - 3 - 3 0 3 - -

- 1 - - - 1 - - - - - 0 - 0 - - 1 - - - - 1 2

D D (G) G D

- - - - 6 - 3 - 2 - - - - 6 - 3 3 - - - - - - - - - - - - - - - -

- - - - 1 - 0 - - - - 1 - - - - - - - - - - - - - - - -

3 2 1 0 - - - - - 3 2 1 0 - - - - - 3 5 3 0 3 5 3 2 3 4 3 2 0 1 2

G D G G D

- -

- -

3 5 3 0 3 5 3 0 1 3 4 5 3 3 0 3 5 3 0 3 5 3 2 3 4 3 2 0 1 2

G C D

- - - - - - - - 6 - 6 - - 3 2 0 1 2

- - - - - - - - 1 - - 0 -

3 4 5 4 3 1 0 - - - 0 - - - - - - - - - - - - - - - -

>>

Book: O'Neill's 1392
 Source: O'Neill's 1392
 Transcription: Transcription:Bob Safranek, Chords:Mike Long

The Sligo maid

Reel

(Ireland)

Am C G Em

Am C G Em

Am G Em

G Am G Em

G (Am)

>>

Book: Irish Traditional Music Session Tunes 2 n8

Ceol Rince 1 n124

Fiddler's Fakebook

Source: pubsc0~4.abc, walshs~2.abc, Norbeck

My arrangement from various sources

Transcription: Transcription, arrangement, chords:Mike Long

Speed the plough

Reel

(Ireland, Scotland, England, USA)

1
- 0 1 2 - - - 2 - - - 2 - - - 2 - - - 1 2 0 2 0
- - - 0 1 2 1 - 1 2 1 - 1 2 1 - 0 2 0 - - - -

E A D A
- - - 2 1 2 - - 0 1 2 - - - 2 - - - 2 - - - 2 - - - 1 2 0 2 0
1 0 6+ - - - 6+ 1 0 1 2 - - - 2 - - - 2 - - - 2 - - - 0 2 0 - - - -

E A A
-
1 0 6+ 1 0 - - - 6+ - - - 6+ - - - 2 - - -
-
-
1 2 - 4 4 - 4 1 - 1

D A E A
-
- 0 6+ 0 - 0 - 0 - - - 1 2 0 2 0 1 0 6+ - - - 6+ 1 0 - 6+ - - - 2 -
4 - - - 2 - 1 - 0 2 0 -
- -

D A E A
-
- 0 6+ 0 - 0 - 0 - - - 1 2 0 2 0 1 0 6+ 1 0
4 - - - 2 - 1 - 0 2 0 -

Book: Kerr's First p24

Fiddler's Fakebook p254

New England Fiddler's Repertoire

Ceol Rince 2 n160

Source: My arrangement from various sources,

mostly New England Fiddler's Repertoire

Transcription: Transcription, minor arr., chords:Mike Long

The Spike Island lasses

Reel

(Ireland)

1

Chord symbols: C, D, D, C, Am, A, D, G, C, Am, A, D, C, D, G, C, Am, A, D

Tablature: 6-3-0-0-1, 2-0-0-2-0, 6-3-3-1-2-3, 0-0-1-2-0-1-0, 0-0-0-1-2-0-2-1-2-3-1, 2-0-1-0, 2-0-0-1-0, 0-0-2-2-0-1-4-4-3-1-4-3-1, 6-3-1-1-0-1, 6-3-3-1-2-3, 0-0-1-2-0-1-0, 6-3-3-2-3, 6-3-3-1-3, 0-0-2-0

>>

D D C D
 1 2 4 0 2 0 4 0 2 0 4 0 3 1 - 1 2 0 0 4 0 0
 D A D D G D C
 2 4 3 1 0 - 2 0 0 1 2 3 4 4 4 3 2 0 3 1 2 1 0 2 1 0 - - 6 0
 G
 0 2 0 1 2 0 1 0

Book: Play 50 Reels

50 Fiddle Solos- Keane

Source: My arrangement from various sources

Transcription: Transcription, arrangement, chords:Mike Long

>>

The sporting boys

Reel

(Ireland)

The musical score consists of five staves of music in the key of D major (one sharp) and 4/4 time. Each staff contains a melodic line and a corresponding line of guitar chords and fret numbers. The chords used are G, D, C, and Em. The fret numbers are indicated by numbers 0-6 below the notes.

Staff 1: G D G C G D
 Staff 2: G C G D G C G D
 Staff 3: G C G Em G C
 Staff 4: G D G C G Em G C
 Staff 5: G D G C

>>

Book: O'Neill's 1350

Source: O'Neill's 1350

Transcription: Transcription:Trish O'Neil, chords:Mike Long

Sporting Molly

Colonel McBain

Sean Frank

Reel

(Ireland)

Em D Em D Em

1 3 2 1 - 1 3 1 0 2 1 0 - 0 2 0 1 3 2 1 - 1 3 1 2 3 - 0 2 1 3 2

- - - 1 - - - - - 0 - - - - - 1 - - - - - 0 - - - - -

Em D Em D Em

1 3 2 1 - 1 3 1 0 2 1 0 - 0 2 0 1 3 2 1 - 1 3 1 2 3 - 0 2 1 1 2

- - - 1 - - - - - 0 - - - - - 1 - - - - - 0 - - - - -

G D Em D Em

3 3 2 3 - - - - - 3 2 3 - 2 1 - - - - - 3 2 1 2 0 1 1 2

- - - 1 - 1 0 1 0 - - - 0 - - - - - 1 1 0 1 1 2 3 2 1 2 0 1 1 2

- - - 0 -

G D Em G D Em

- - - 3 - - - - - 3 2 3 - 2 1 - - - - - 6 - - 3 2 1 3 2

- - 1 - 1 - 1 0 1 0 - - - 0 - - - - - 0 - 1 0 - - - - -

3 0 - - - 0 - - - - - - - - - - - - - - - - 1 1 0 1 - - - - - - - - - - -

Book: Ceol Rince 182

Roche 1, 156

O'Neill's 1403

Source: Roche 1, 156

Transcription: Transcription, minor arr., chords:Mike Long

Sporting Paddy

Irish Pat

Reel

(Ireland)

The musical score consists of four staves of music in the key of D major (one sharp) and 4/4 time. The first staff begins with a treble clef and a common time signature. The chords and fingering for the first staff are: Am G Am G Am G Em G. The second staff continues with chords Am G Am G Am G C D. The third staff has chords C G C D C G C D. The fourth staff has chords C G C D G C C G. The score includes various musical notations such as slurs, accents, and repeat signs. Fingering numbers (1-3) are provided below the notes. A double arrow symbol >> is located to the right of the third staff.

Book: Ceol Rince 1 n133

Transcription: Transcription, chords:Mike Long

Sporting Peggy

Pretty Peg

Bill Clancy's delight

Reel

(Scotland, Ireland)

D A D A D A

G A D (G) D D A D (G) D

A D D G A D G

A D

>>

Book: Kerr's Second p17

Kerr's Fourth p10

O'Neill's 1465

Source: Kerr's Fourth

Transcription: Transcription, minor arr., chords:Mike Long

The Star of Munster

Reel

(Ireland)

The musical score consists of five staves of music in G major (one sharp) and 2/4 time. The first four staves are in 4/4 time, and the fifth staff is in 2/4 time. Chords are indicated above the notes, and fingerings are indicated below the notes. The score includes a repeat sign and a double bar line with a repeat sign.

Staff 1: Am G Am G Am
 Staff 2: Am G Am G Am G Am
 Staff 3: G Am Am
 Staff 4: G (Em) G Am
 Staff 5: G (Em)

>>

Book: Roche 1 n136

O'Neill's 1218

Pubscouts

Fiddler's Fakebook

Source: My arrangement from various sources

Transcription: Transcription, arrangement, chords:Mike Long

The strawberry blossom

Reel

(Ireland)

D A D G D A G (A)

2 0 0 2 1 0 - - 0 1 2 3 4 3 2 0 0 2 1 0 - - 0 - - - - 2 1 0

D D G D A G

2 4 4 5 4 2 0 2 4 2 0 2 3 3 2 4 4 5 4 2 0 2 3 2 1 0 - - - 1 0

D D G D A (G)

2 4 4 5 4 2 0 2 4 2 0 2 3 3 2 4 4 2 4 4 3 2 1 0 - - - 1 0

>>

Book: O'Neill's 1354

Source: O'Neill's 1354

Transcription: Transcription:Trish O'Neil, chords:Mike Long

Style of the Ballylanders

Reel

(Ireland)

Em D A Em D A

Em G D A G D A Em

D D A D

G A D A G D A

G A

Fret numbers:
 - 1 1 - - - - - 2 - 2 0 1 2 - - 1 1 - - - - - 2 - 2 1 2 3 -
 1 - - - 1 2 0 1 - 0 - - - - 0 1 - - - 1 2 0 1 - 0 - - - - 0
 - - - 0 - - - - - - - - - - - - - - - 0 - - - - - - - - - -
 - 1 1 - - - - - - - - 2 0 1 2 - - - - - - - - - - - - - 2 - 1 1
 1 - - 1 0 1 2 - 1 0 - - - - 0 1 0 1 2 - - 2 - 1 0 - 1 - -
 - - - 0 - - - - - - - - - - - - - - - 0 2 1 - 0 - - - - - -
 0 2 - - - 1 0 2 2 - 2 - 2 0 2 - - - 2 - 0
 - - 0 - - 1 0 - - 1 - 0 - - - 0 - 0 - 2 - 0
 - - - 0 - - - - - - - - - - - - - - - 0 - 0 - 0 -
 - 2 - 2 1 3 2 1 0 2 - - - - - - - - - - - - - - - - - -
 1 - 0 - - - - - - - 0 - 2 - - - - 2 - - - - - - - - - -
 - - - - - - - - - - - 0 - 0 1 2 0 1 - 0 1 2 3 4 3 2 3 2 1 2 0 1 2
 - - - - - - - - - - - 2 1 1 2
 - 1 0 -
 0 -

>>

Book: Music from Ireland Vol. 3
 Roche 1 n178 -The stile of the Ballylanders (sic)
 Source: Music from Ireland Vol. 3
 Transcription: Transcription, chords:Mike Long

The swallow's tail

The pride of the ball

Reel

(Ireland)

Am G

3

6 6 6 3 3 3 3

0 1 0 0 0 1 1 1

3 2 1 1 0 1 2 3 1 0 0 0

Am G

3

6 6 6 6 3

0 1 0 0 0 0 1 1

0 1 2 3 2 3 1 0 1 2 3 2 3 4 2 3 1 0 1 1

Em Am Am

6 6 6 6 6 6 6 6

0 1 3 0 0 1 4 4 3 4 5 4 3

0 1 4 4 3 4 5 4 3

G Am

3 3 3 3 6 6 6 6 6 6 6 6

1 1 1 1 0 1 2 3 2 3 1 4 4 3 4 5 4 3

1 0 1 2 3 1 0 0 0 0 1 2 3 2 3 1 4 4 3 4 5 4 3

G Em Am

3 3 6 3 6 6

1 1 0 1 0 1

0 1 2 3 2 3 4 2 3 1 0 1 1 0 1 0 6 1

D C

6 6 3 1 6 3 1 6 1 3 6 6

0 0 0 0 1 1 0 0 0 0 1 1

0 0 0 0 1 1 0 0 0 0 1 1 0 0 1 1 6 6

>>

D C G D

- 2 0 - 2 0 1 3 - - 6 - 6 - - 6 - - 3 - 2 3 - - 2 0
 0 - - 0 - - - 0 1 - 1 - - 1 - 0 1 - 0 - - 1 0 - -
 - - - - - - - - - - - 0 - - - - - - - - - -

D

2 3 - - - - - 6 - 3 2 0 - - 6 - -
 - - 0 - - - - - 0 - 0 1 6 - 1 0
 - - - 0 0 0 0 - - - - - - - - - - - - - - -

C D

3 1 6 3 1 6 1 3 - - 6 - 6 - - - - - 6 - 3 2 3 - - 6 - 6 -
 - - - - - - - 0 1 - 1 - 0 - - - - - 0 - - - 0 1 - 1 - -
 - - - - - - - - - - - - - - - 0 0 0 0 - - - - - - - - - 1

C G D

- - - 6 - - 3 - 2 3 - - 2 0
 - 1 - 0 1 - 0 - - 1 0 - -
 0 -

>>

Book: O'Neill's 1268
 Kerr's Second p25
 2 Joyce, P. W.; "Old Irish Folk Music and Songs"
 Source: 1 My arrangement from various sources
 2 joyce.abc
 Transcription: 1 Transcription, arrangement, chords:Mike Long
 2 Transcription:??, chords:Mike Long

Sweeney's buttermilk

McGlinchey's Charlie's Buttermilk Mary

Reel

Brendan McGlinchey (Ireland)

Bm G A Bm A F#m

Bm A Bm A F#m Bm

Bm A Bm

A G Bm A Bm A

F#m Bm

>>

Source: ??

Discography: Brian Mulvahill/Donna Long- The Morning Dew track 2

Chieftains...?

Transcription: Transcription, chords:Mike Long

Sweeney's dream

Reel

D G A D D A
 - 2 2 - - - - - - - - - - - 2 2 - - - - - 2 0 2 1 2 1 0
 - - - 0 1 - - - - - - - - - - - - - - 0 1 - 1 0 - - - - - - -
 0 - - - - - 0 2 3 2 1 3 2 0 - - - 0 - - - - - - - - - - -

D G A D G A
 -
 2 4 4 4 2 0 2 3 2 1 0 - 0 1 3 2 4 4 5 2 2 3 2 1 3 2 0 0 1

D G A D G F#m
 - - - - - - - - - - - - - - - - - 2 2 - - - - - - - - -
 - - - - - - - - - - - - - - - - - - 0 1 - - - - - - - - -
 2 4 4 5 2 2 3 2 1 3 2 0 - - 0 - - - - 0 2 3 2 1 3 2 1

>>

Source: Chieftains 9, Trk. 8
 Discography: Chieftains 9, Trk. 8
 Transcription: Transcription, chords:Mike Long

Sweeney's wheel

Reel

(Ireland)

Bm G A Bm 1 A G 2

2 1 0 1 2 3 1 1 3 1 4 2 3 1 1 3 3

A G D 1 A G 2 A G

3 1 4 2 3 2 1 0 0 1 2 3 4 5 4 4 2 1 0 0 1 2 3 4 0 1 2 3 2 1

D D A D 1

2 1 0 1 2 2 1 0 1 2 0 2 0 0 0 1 3 2 0 0 0 0 0

A G 2 A D

2 1 0 1 2 2 1 0 1 2 0 2 0 0 0 4 0 2 0

>>

D A D A (G)
 - - - - 2 - - 2 - - - - 2 - - - - 2 1 0 1 2 - - 2
 4 0 2 0 - 0 1 - - 0 0 - 0 4 0 2 0 - - - - - 0 1 -

Source: Celtophile Trk 8-Jackie Daly & Patrick Street
 Discography: Celtophile Trk 8-Jackie Daly & Patrick Street
 Transcription: Transcription, chords:Mike Long

>>

Sweet Biddy of Ballyvourney

Reel

(Ireland)

The musical score consists of four staves of music in G major (one sharp) and 4/4 time. Each staff includes a treble clef, a key signature of one sharp (F#), and a common time signature (C). The music is written in a single melodic line. Above the notes, guitar chords are indicated: G, C, D, and G. Below the notes, fret numbers are provided for each string, with some numbers indicating triplets. The chords and fret numbers are as follows:

- Staff 1: G (3-1-0-0-1), C (2-0-3-1-2-0), D (6-0), G (3-1-1-0-0-1), D (2-0-6-0-0-0), G (3-1-1-0-0-1), D (2-0-6-3-2).
- Staff 2: G (3-1-0-0-1), C (2-0-3-1-2-0), D (6-0), G (3-1-1-0-0-1), D (2-0-6-0-0-0), G (3-1-1-0-0-1), D (2-0-6-3-3).
- Staff 3: G (3-0-3-3-5-4-3), D (2-0-0-1-2-3-4-2), G (3-0-3-3-5-4-3), C (3-0-3-3-5-4-3), D (2-0-6-0-0-0), G (3-0-3-3-5-4-3).
- Staff 4: G (3-0-3-3-0-1), D (2-3-4-3-2-0-1-2), G (0-1-2-3-4-5-4-3), D (2-0-6-0-0-0), G (3-0-3-3-0-1), D (2-3-4-3-2-0-1-2), G (0-1-2-3-4-5-4-3), D (2-0-6-0-0-0).

>>

Book: O'Neill's 1301

Source: O'Neill's 1301

Transcription: Trish O'Neil, arrangement, chords: Mike Long

The tailor's thimble

Reel

(Ireland)

The musical score consists of four staves of music in the key of D major (two sharps) and 4/4 time. The first staff begins with a treble clef, a key signature of two sharps, and a common time signature. It contains a first ending marked with a double bar line and repeat dots. Chord markings 'A', 'G', and 'A' are placed above the staff. Below the staff is a line of guitar tablature with numbers 0-3 and dashes. The second staff continues the melody with similar tablature and a 'G' chord marking. The third staff features more complex rhythmic patterns with a '1' chord marking. The fourth staff concludes the piece with a final chord and tablature.

>>

Book: Ceol Rince 1 n125
 Music of Corktown n53 (with key sig of G)
 Source: Ceol Rince 1 n125
 Transcription: Transcription, chords:Mike Long

Tear the calico

Rip the calico

Reel

(Ireland)

Chords: D G A D G A

Chords: G G A G

Chords: G A D G G A

Chords: D G | 1 G A | 2 A G

>>

Book: O'Neill's 1255- sections in different order...

Source: My arrangement from various sources

Transcription: Transcription, arrangement, chords:Mike Long

The temperance reel

The teetotaler's reel

Reel

(Ireland)

3 3 2 3 - - 6 - - - - - 6 - 1 1 0 1 2 3 - - 3 - 2 3 2 1 0
 - - - - - 0 1 - - 1 - - - 1 0 - 1 - - - - - 0 1 - 0 - - - - -
 - - - - - 0 - 3 1 0 - - - - -

0 3 3 2 3 - - 6 - - - - - 6 - 1 1 0 1 2 3 - - 3 - 2 3
 - - - - - 0 1 - - 1 - - - 1 0 - 1 - - - - - 0 1 - 0 - -
 - - - - - 0 - 3 1 0 - - - - -

1 - - - - - 1 1 0 1 1 2 3 1 4 2 3 2 1 0 - 1 - - 2 - - 0 0 1
 - 1 1 0 1 1 2 3 1 4 2 3 2 1 0 - 0 0 - 0 0 1

2 0 4 2 3 2 1 0 - 1 1 0 1 1 2 3 1 4 2 3 2 1 0 - - - - - 1 1 0 1 2 3 -
 - - - - - 1 - - - - - 0

1 - - - - - 3 - - - - - 2 3
 - - - - - 0 - - - - - -
 - - - - - - - - - - -

>>

Book: New England Fiddler's Repertoire
 Source: New England Fiddler's Repertoire
 Transcription: Transcription, rearrangement, chords:Mike Long

The tent at the fair

Poldwilly bridge

Reel

(Ireland)

The musical score consists of four staves of music in the key of D major (two sharps) and 4/4 time. The first staff begins with a repeat sign and a key signature change to D major. Chords are indicated above the notes: D, D, A, D. The second staff continues with chords A, G, D, D, A, D. The third staff has chords G, A, D, D, G, D, A. The fourth staff has chords G and A. Fret numbers are written below the notes, and some notes have a tilde (~) above them. A double greater-than sign (>>) is located to the right of the third staff.

Book: Kerr's First p.24

O'Neill's p1517

Source: My arrangement from various sources

Transcription: Transcription, arrangement, chords:Mike Long

Tie the bonnet

The rambler's rest
Upstairs in a tent
In and out the harbour

Reel

(Ireland)

Chords: A D Am G A D G

Chords: A G A A G

Chords: A G A A D G

>>

Book: Krassen O'Neill's p124

Ceol Rince 3, 96

O'Neill's 1351

O'Neill's 1415

Source: My arrangement from various sources- mostly O'Neill's 1351

Discography: Michael Tubridy: The Eagle's Whistle (?)

Transcription: Transcription, arrangement, chords:Mike Long

Tim Moloney's

Reel

The image displays a five-line musical score for a reel in the key of D major (indicated by two sharps on the treble clef). The score is written in a single staff with a treble clef and a common time signature (C). The music consists of six measures, with the first two measures marked as a first ending and the last two as a second ending. Chords G, Bm, C, and D are indicated above the staff. The guitar tablature is provided below the notes, with numbers 0-5 representing fret positions. The first ending concludes with a double bar line and repeat dots, and the second ending concludes with a double bar line and repeat dots. There are also some fermatas over certain notes in the first ending.

>>

Book: Ceol Rince 1 n88

Source: Norbeck

My arrangement from various sources

Transcription: Transcription, arrangement, chords:Mike Long

Tom Ward's downfall

Reel

(Ireland)

APB Johnny Wilmot, more or less

Chords: G C G

Chords: D G C G

Chords: D G | 2 D G | G D

Chords: D G G D

Chords: D G D.C.

Fret numbers (row 1):
 - 6 - 3 3 2 3 1 0 3 1 0 - 1 - 1 3 1 0 1 3 - - - -
 - - 1 - - - - - - - - - - 1 - 0 - - - - 0 1 0 1 -
 0 - 0

Fret numbers (row 2):
 - - - 1 - - - - 3 3 2 3 1 0 3 1 0 - 1 - 1 1 0 1 3 - - - -
 1 0 0 - 0 3 0 1 - - - - - - - - - - 1 - 0 - - - - 0 1 0 1 -
 - 0

Fret numbers (row 3):
 - - - 6 - 3 3 - - - - 6 - 3 3 - - - - - - - - - - - -
 - - - 1 - - 0 - - - 1 - - 1 - - - - - - - - - - - -
 1 2 3 0 - - - - 3 1 0 - - - - 0 3 3 2 3 2 1 0 1 4 4 3 4 5 4 3 4

Fret numbers (row 4):
 - - - - - - - - - - - 6 - 3 3 - - - - - - - - - - - -
 - - - - - - - - - - - 1 - - - - - - - - - - - - - - - -
 5 4 3 4 3 2 3 5 4 2 3 1 0 - - - - 3 4 3 2 4 3 2 1 0 1 4 4 3 4 5 4 3 4

Fret numbers (row 5):
 -
 -
 5 4 3 4 3 2 3 5 4 2 3 1 0 - 1 1 0 - 3 - 0

Book: Music from Ireland Vol. 3
 Source: Johnny Wilmot: Another side of Cape Breton
 Discography: Johnny Wilmot: Another side of Cape Breton
 Transcription: Transcription, chords:Mike Long

Tommy Peoples' 1

Reel

(Ireland)

3 - 3 6 - - 3 - 0 2 3 - 2 3 - 3 6 - - 3 - - - 6 - 3 2 -
 - 1 - - 0 1 - 0 - - 0 - - 1 - - 0 1 - 0 - - 0 - 0 - - 0 - -
 -

D G G G D
 - - - 6 - 3 3 - - - - - - - - - - - - - - - - -
 0 - - - 0 - - - 3 0 3 1 3 0 3 3 5 3 2 3 4 2
 - 0 0 -

G 1 C G 2 C D
 - - - - - - - 6 - - - - 3 3 6 - - - - 3 2 -
 - - - - - - - - 1 0 - 1 - - - 1 0 1 0 - - 0
 3 0 3 1 3 0 3 - - - 0 - - - - - - - - - - - - - - - -

>>

Source: My arrangement from various sources
 Transcription: Transcription, arrangement, chords:Mike Long

Tommy Peoples' 2

Reel

(Ireland)

Bm Bm (G) Bm A G

Bm Bm (D) G A

D D G D G A D

D D G D A G

>>

Source: Private tape - Milltown Malbay 1985 -Dermot Diamond, Belfast fiddle
 bernie~1.ab
 Discography: Altan: Island Angel
 Private tape - Milltown Malbay 1985 -Dermot Diamond, Belfast fiddle
 Transcription: Transcription:Bernie Stocks?,slight arr., chords:Mike Long

Torry Burn lasses

Comely Jane Downing

Reel

(Scotland, Ireland)

The musical score consists of three staves of music in G major (one sharp) and 2/4 time. Each staff includes a treble clef, a key signature of one sharp (F#), and a common time signature (C). The music is written in a single melodic line. Above each staff, guitar chords are indicated: G, C, G, C, D for the first staff; G, D, C, G, G, D, C, G for the second staff; and G, C, G, C, G, D (G) for the third staff. Below the notes, fret numbers are provided for each string. The first staff has fret numbers: 3 1 1 1 1, 6 6 6 6, 3 1 1 1, 6 1 0. The second staff has fret numbers: 3 5 3 4 2 1 0, 1 0 1 2 3 0 0, 3 5 3 4 2 1 0, 1 0 1 2 3 3 4. The third staff has fret numbers: 5 4 3 2 3 2 1 0, 1 0 1 2 3 0 0, 6 6 1 1, 3 1 0. The score ends with a double bar line and repeat dots.

>>

Book: O'Neill's 1461 (=Kerr's)

Kerr's First p23

Source: Kerr's First p23

Transcription: Transcription, chords:Mike Long

Toss the feathers

Reel

(Ireland)

APB The Chieftains, more or less

Chords: Em, Em, D, Em, (G), 1 D (A) 2, D (A), Em, D, Em, D, Em, D, G, D, A, (G)

Fretting diagrams (fingerings):

Staff 1: 1 - - - - - 1 - - - 2 1 2 - - 1 1 - - - 1 0 1 2 - - 1 2 1 0 - - -
 - 1 1 - 1 1 - - - 0 - - - 0 - - - 0 - - - 0 - - - 1 0 1 2 - - -
 - - - 0 -

Staff 2: - - - - - 1 0 2 - - - 1 -
 1 2 1 0 - - - - - 1 0 1 0 1 2 1 0 1 2 1 1 2 1 5 1 2 1 5 1

Staff 3: -
 2 1 0 1 2 1 1 - 1 1 0 1 0 1 2 1 0 1 2 4 4 5 5 2 4 2

Staff 4: -
 1 3 2 1 0 - 1 0 - - - 2

>>

Book: O'Neill's- 1224, played in C, and transposed up...
 Source: 1 Chieftains 9 (Boil the Breakfast early) a tad simplified...
 Discography: Chieftains 9 (Boil the Breakfast early)
 Transcription: Transcription, chords:Mike Long

Trim the velvet

Reel

(Ireland)

The musical score consists of six systems of guitar tablature. Each system includes a treble clef staff with a key signature of one sharp (F#) and a common time signature (C). Chord names (G, D, C) are placed above the staffs. Fret numbers are indicated by digits 0-6 on the lines of the staff. Some measures include triplets (indicated by a '3' above the notes) and accents (indicated by a tilde '~' above the notes). The score concludes with a double bar line and repeat dots.

System 1: G D G D G D C D
 System 2: G G D G C D
 System 3: G G D G C C D
 System 4: G D G D G
 System 5: C D G G D G
 System 6: C D G G D G C

>>

C D

- - - - 6 - 2 -
 - - - - - 0 - 0
 0 1 2 0 - - -

Book: O'Neill's 1320

Source: O'Neill's

Transcription: Transcription: Trish O'Neil, minor arr.(?), chords: Mike Long

>>

The trip to Durrow

Reel

(Ireland)

D D G G G A

0 2 1 0 - 0 2 - - - - - - - - - - - 2 - 0 1 2 1 1
- - - - - 0 - - 0 - - - - - 1 1 2 - 1 1 0 - 1 1 0 - 0 - - - - -
- - - - - 0 1 2 0 - - - 0 - - - 0 - - - - - - - -

D D G G G A D

0 2 1 0 - 0 2 - - - - - - - - - - - 2 - - - - 2 3 1 2 0 0
- - - - - 0 - - 0 - - - - - 1 1 2 - 1 1 0 - 0 - 1 0 - - - - -
- - - - - 0 1 2 0 - - - 0 - - - 0 - - - - - - - -

D A

- - - - - - - - - - - - - - - - - - - - - - - - - - - - - -
0 1 2 3 4 2 0 2 3 2 1 0 - 0 1 2 3 1 5 1

D A

- - - - - - - - - - - - - - - - - - - - - - - - - - - - - -
3 1 5 1 3 2 1 - 0 - 0 1 2 3 4 2 0 2 3 2 1 0 - 0 1 2 3 5 4 3

G A D D A D D A G G

- - - - - - - - - - - - - - - - - - - - - - - - - - - - - -
2 0 1 - 0 0 1 2 0 1 - 0 0 1 2 0 1 0 - - 1 1 2 - 1 1 0 - 1 1 0
- - - - - - - - - - - - - - - - - - - - - - - - - - - - - -

G A D D G G

2 - 0 1 2 1 1 0 2 1 0 - 0 2 - - - - - - - - - - - 2 - - - -
- 0 - - - - - - - - - 0 - - 0 - - - - - 1 1 2 - 1 1 0 - 0 - 1
- - - - - - - - - - 0 1 2 0 - - - 0 - - - - 0 - -

>>

G A D
 - 2 3 1 2 0 0
 0 - - - - -
 - - - - -

Book: Ceol Rince 1 n127
 The Portland Collection
 Source: The Portland Collection
 Discography: Noel Hill: The Irish Concertina
 Transcription: Transcription, chords:Mike Long

>>

A trip to Pakistan

Reel

The musical score for "A trip to Pakistan" is presented in seven staves, each with a treble clef and a key signature of one sharp (F#). The time signature is 4/4. The score includes guitar tablature (numbers 0-3) and chord diagrams (Em, G, D, C, Bm, A) above the notes. The music features various rhythmic patterns, including eighth and sixteenth notes, and rests. The score concludes with a double bar line and repeat dots.

Staff 1: Em G D Em G D Em
 Staff 2: Em C G D Em C
 Staff 3: G D Bm Em
 Staff 4: D D Em Bm A
 Staff 5: Bm D A Bm Bm G
 Staff 6: D A Bm G D A

>>

F#m
Bm
A
A
Bm

6 - - 6 - - 6 - - 6 - - 6 - - 6 - 6 - - 6 - - 6 - - 6 - - - - - 6 - - -
 - - - - - - - 1 - - 1 - - 1 - 0 - - 0 - - 0 - - - - - 1 - - - - - 1 -
 - 0 2 - 0 2 - 0 - - 0 - - 0 - - - - 1 - - 1 - - 1 0 - 0 - 4

Source: IrTrad; Juergen Gier, 3/97

1 oneila~1.abc

2 George

Discography: The Bees'Knees

Transcription: 1 Transcription:? :chords:Mike Long

Transcription, minor arr.,chords:Mike Long

>>

The turnpike gate 1

Reel

(Ireland)

3 - - 3 - - - - - 3 - - 3 - - - - - 3 - - 3 - - - - - 1 1 0 0 1
 - 1 - - 1 -
 - - 0 - - 0 1 4 4 1 3 3 - - - 0 - - 0 1 3 0 - - - - -

3 - - 3 -
 - 1 - - 1 -
 - - 0 - - 0 1 4 4 1 3 3 4 5 3 4 3 1 0 - 1 3 0 - - - - - 1 0 0

- - - - - 3 - 3 -
 - - - - - 1 - - 1 -
 3 0 1 0 - 0 0 - - - - - 0 0 1 3 0 1 0 - 0 1 3 0 - - - - - 1 1 0 0

- - - - - 1 - - - - - 1 -
 3 0 1 0 - 0 1 0 - 0 3 3 4 5 3 4 3 1 0 - 1 - - - - 1 0

>>

Book: Roche 1 n194
 Roche 1 n195
 Source: Roche 1 n195
 Transcription: Transcription, chords:Mike Long

The turnpike gate 2

Killannan's fancy

Reel

(Ireland)

3 1 0 1 3 - - 0 1 0 - 0 - 0 3 1 0 1 3 - 6 - - - - - 6 - -
 - - - - - 1 0 - - - 1 - 0 - - - - - 1 - - - - - 1 0 - 1 0
 - - - - - - - - - - - - - - - - - 0 1 3 0 - - - - -

3 1 0 1 3 - - 3 - 0 2 1 0 - 0 - 0 3 1 0 1 3 - - - - - 3 - -
 - - - - - 0 1 - 0 - - - - 1 - 0 - - - - - 0 1 - - - - - 1 - 1 -
 - 0 1 3 0 - - - 0

3 5 4 5 3 4 5 3 4 3 1 2 3 2 3 5 4 5 3 4 5 3 4 3 1 2
 -

3 3 5 4 3 4 5 3 4 5 3 4 3 1 - 1 1 2 1 0 - 0 3 1 0 - - - 6 - -
 - 1 - - - - 1 - - - - 1 0 - 1 0
 -

>>

Book: Ceol Rince 3 n116
 Source: hnreel~1.abc
 My arrangement from various sources
 Discography: Frankie Gavin & Alec Finn
 Transcription: Transcription, arrangement, chords:Mike Long

Union Street session

Reel

Paul S. Cranford (Cape Breton)

See also Tommy Peoples' 1

The musical score consists of five systems, each with a treble clef staff and guitar tablature below it. Chord diagrams are placed above the staffs. The tablature uses numbers 0-4 to indicate fret positions on the strings. The chord diagrams show the fingerings for chords D, A, and G. The score includes various musical notations such as slurs, accents, and repeat signs.

>>

Book: The Lighthouse Collection, ISBN 0-9691181-5-5

Discography: The Lighthouse, CP, Fiddler's Choice Jerry Holland

Transcription: This abc transcription is for personal use only, provided this notice remains attached.

Used by permission of the composer and publisher.

Paul Stewart Cranford <psc@cranfordpub.com>

Transcription: Paul Stewart Cranford(?), chords: Mike Long

History: Composed for Kyle MacNeil (Barra MacNeils) after a session at his house.

Click the Tune Title to Play the Tune - Click >> to Jump to the Index

Up against the Buachalawns

Up against the Boughalauns

Miss Lyon's fancy

The Knocknagree reel

Sonny Brogan's favorite

Reel

0 2 - 0 - 2 - - - - - - - - - - - - - - - 3 - 2 3 3 2 3 2 1 2
 - - 0 - 0 - 0 - - - - - 2 0 1 2 - 2 0 1 - 0 - - - - - - - - -
 - - - - - - - 0 2 1 0 - - - - - 0 - - - - - - - - - - - - - -

0 2 - 0 - 2 - - - - - - - - - - - - - - - 3 - 2 3 1 - 3 2 0 0
 - - 0 - 0 - 0 - - - - - 2 0 1 2 - 2 0 1 - 0 - - - 0 - - - - -
 - - - - - - - 0 2 1 0 - - - - - 0 - - - - - - - - - - - - - -

- - - - - - - - - - - - - - - 2 - - - - - - - - - - - - - - -
 4 2 4 0 4 2 4 3 2 1 0 - 0 1 3 4 2 4 0 4 2 4

- 2
 - - - - - - - - - - - - - - - 2 - - - - - 2 - 1 0 -
 5 3 1 3 2 0 0 2 4 2 4 0 4 2 4 3 2 1 0 - 0 1 3 4 2 1 - 0 - - -

3 1 - 3 2 0 0 | 2 3 2 3 2 1 2
 - - 0 -
 -

>>

Book: Ceol Rince 3 #203
 Source: Chieftain's 9, Trk. 8
 Discography: Chieftain's 9, Trk. 8
 Transcription: Transcription, chords:Mike Long

The Virginia reel

Reel

Chords: Bm, D, A

0 - - - - - 2 1 2 0 2 2 - - - 2 - 2 - 2 1 2
 - 1 1 0 1 0 1 0 - 1 0 - - - - 0 1 0 - 1 - 0 - - -
 - - - - - 0 -

0 - 2 - 1 1
 - 1 1 0 1 0 1 0 - 1 0 1 - - - - - - - - - 1 0 - 1 - - -
 - - - - - 0 - - - 0 1 2 1 0 1 2 1 0 - - - - -

- - - - - 2 - - - 2 - - - - - - - - - - - - - - -
 0 1 2 1 0 0 1 0 - 0 - 0 - 0 - 0 0 1 2 1 0 1 2 3

- - - - - - - - - - - - - - - - - 2 2 - - - - - - - - -
 4 5 2 4 2 1 3 2 0 2 1 2 0 - - - - - 0 1 - - - - -
 - - - - - - - - - - - - - - - - - 0 1 2 1 0 1 2 1

- - - - - 2 - - - 1 1
 - 1 0 - - - 1 - - -
 0 -

>>

Source: My arrangement from various web files, mostly Norbeck...
 Discography: Dervish: Harmony Hill
 Transcription: Transcription:?, minor arr., chords:Mike Long

Source: Tune of the Month. May,1998.

Discography: Jerry Holland, Fiddler's Choice

Transcription: Transcription:Paul Stewart Cranford, chords:Mike Long

>>

Walker Street

The traveller

Reel

(Ireland)

3 - 3 - 3 - 3 - - 6 - 6 - - 3 - - - - - - - - - 6 - - 3 2 - 0 2
- 1 - - - 1 - 0 1 - - - 1 0 - 1 - - - - - - - - 1 - 1 0 - - 0 - -
- - - 0 - - - - - - 0 - - - - - 0 3 0 1 2 3 0 - - - - - - - - - -

3 - 3 - 3 - 3 - - 6 - 6 - - 3 - - - - - - - - - 6 - 2 - 3
- 1 - - - 1 - 0 1 - - - 1 0 - 1 - - - - - - - - 1 - 0 - 0 - -
- - - 0 - - - - - - 0 - - - - - 0 3 0 1 2 3 0 - - - - - - - - - -

- - - - - - - - - - - - - - - - - - - - - - - -
3 0 3 - 3 0 3 3 4 5 3 4 3 1 2 3 0 3 - 3 0 3

6 - - 3 2 - 0 - - - - - - - - - - - - - - - - - - - - - - - - - - -
- 1 0 - - 0 - - - - - 1 - - - - - - - - - - - - - - - - - - - - - -
- - - - - - - - 3 0 3 - 3 0 3 3 4 5 3 4 3 1 2 3 2 3 4 3 2 1 0

- - - - - - - - - - - - - - - - - - - - - - - - - - - - - - - -
1 3 2 4 3 - - - - 1 2 3 2 4 3 1 0 -

>>

Book: Cole p.45
New England Fiddler's Repertoire
O'Neill's 1495
Source: O'Neill's 1495
Transcription: Transcription:John B. Walsh, arr. chords:Mike Long

Welsh reel 1

Reel

(Wales)

Chords: G, C, G, (C), D, G, C, G, D, G, (C), D, G, C, G, D, G

Tablature (Staff 1):
 0 3 3 - - 3 6 6 - - 6 - 3 3 - - 6
 - - - 0 1 - - - - 1 0 - 1 - - 0 1 - -
 -

Tablature (Staff 2):
 - - 2 0 3 3 - - 3 6 6 - - 6 - 3 2 3 - 2
 0 - - - - 0 1 - - - - 1 0 - 1 - - - 0 - -
 0 -

Tablature (Staff 3):
 3 3 - - - 0 1 - - - 6 - 1
 - - - - - - - - - 0 0 - - - 1 -
 -

Tablature (Staff 4):
 - 6 - - - 3 3 - - 6 - - 2 0 3 3 - - 3
 0 - 1 0 1 - - 0 1 - - 0 - - - - 0 1 - -
 - - - - - - - - - 0 - - - - - - - - - -

Tablature (Staff 5):
 6 6 - - 6 - 3 2 3 - 2 3 3
 - - 1 0 - 1 - - - 0 - - - - - - - - -
 -

>>

Source: Richard Robinson's web page/abc file

Transcription: Transcription:Richard Robinson(?), Chords:Mike Long

Welsh reel 2

Reel

(Wales)

G C G D
 3 - - 3 6 - 6 - 3 - - 3 2 - 2 0
 - 0 1 - - 1 - 0 - - 0 1 - - 0 - -
 - - - - - - - - - - - - - - - - - -
 G C G (C) D
 3 - - 3 6 - 6 - 1 - - 6 - - 3 2 - 2 0
 - 0 1 - - 1 - 0 1 - - 1 0 - - 0 - -
 - - - - - - - - - - 0 - - - - - - -
 C D
 1 6 6 3 1 6 3 1 2 - - -
 - - - - - - - - - - - - - - 0
 - - - - - - - - - - - - - - 0 - -
 C D (C)
 2 - - 2 1 6 6 3 1 6 3 1 2 - 6 - - 3
 - - 0 - - - - - - - - - - - - - - - 1 0 -
 - 0 - - - - - - - - - - - - - - 0 - - - -
 D
 2 - 2 0
 - 0 - - 0 -
 - - - - - - - - - - - - - - - - - -

>>

Source: Richard Robinson's web page/abc file

Transcription: Transcription:Richard Robinson(?), Chords:Mike Long

West Fork gals

Reel

(USA)

D G A A D

2 1 0 1 2 3 2 3 1 2 0 0 1 0 3 2 1 0

D G A A D

2 1 0 1 2 3 3 1 0 0 1 2 0

D G A

0 3 2 3 0 0 2 2 3 2 1 0

G A A D D A

3 0 2 1 1 2 1 0 2 0 1 2 0 0 0 0 1 2 3 1

D

2 0 0

>>

Book: Fiddler's Fakebook

Source: Fiddler's Fakebook

Transcription: Transcription, minor arr., chords:Mike Long

The wheels of the world

Reel

(Ireland)

The musical score consists of five staves of music in the key of D major (one sharp) and 4/4 time. The first four staves contain the main melody with guitar tablature and chord diagrams. The fifth staff shows a simplified bass line. Chords are indicated by letters above the staff: D, C, Am/G, and Am. The tablature uses numbers 0-6 to represent fret positions on the strings.

>>

Book: Ceol Rince 1, n168

Source: Ceol Rince 1

Transcription: Transcription, chords:Mike Long

Whiskey before breakfast

Reel

(USA)

Chords: D, G, A, D

Tablature: 0 1 - - - 0 1 0 2 3 - - - 3 2 0 1 2 3 - 3 2 - 2

Tablature: 1 0 1 2 1 0 - 3 - - 0 1 0 2 3 - - - 3 2 0 1 2 3 - 3 2 - 2

Tablature: 1 0 1 2 0 - - - - - 0 1 0 1 - - - - - 0 1 0 - - - - - 1 - - 0 -

Tablature: - - - - 2 1 0 - - - - - - - - - - - - - - 2 0 1 2 - - - 2 - 2

Tablature: 1 2 1 0 - - - 1 1 2 1 1 2 3 2 1 0 - - - 0 2 0 - 1 -

Tablature: 1 0 1 2 - 1 0 - - 1 - - 0 - - 1 0 1 2 0

Tablature: - - - - 0 - - - - - 1 - - - - - - - - - - - - - - - - -

>>

Book: Fiddler's Fakebook etc.
 Source: My arrangement from various sources
 Transcription: Transcription, arrangement, chords:Mike Long

The wild Irishman

Reel

(Ireland)

The musical score consists of four staves of music in the key of D major (two sharps) and 4/4 time. Each staff includes a treble clef, a key signature of two sharps, and a common time signature. The music is written in a single melodic line. Above the notes, guitar chords are indicated: D, A, G, and D. Below the notes, fret numbers are provided for each string. The fret numbers are: Staff 1: 2 0 3 0 2 0 | 0 2 1 0 - 0 1 - | 0 2 0 3 0 2 0 | 2 3 2 1 0 - - 2 1 2; Staff 2: 0 2 0 3 0 2 0 | 0 2 1 0 - 0 1 0 | 2 2 2 0 3 2 3 1 | 2 2 2 0 - 2 - - 0 - 0 2; Staff 3: 1 0 - - - - 1 - - 1 - 2 - | 1 0 - - - - | 2 3 2 1 0 - 0 2; Staff 4: 1 0 - - - - 0 | 1 - - 1 - 2 - | 1 0 - - - - | 2 3 2 1 0 0 -

>>

Book: Irish Traditional Music Session Tunes 2 n6

Source: Tommy Peoples, from a 70's demo tape

Transcription: Transcription:Bernie Stocks, slight arr., chords:Mike Long

The wind that shakes the barley 1

Reel

(Ireland)

Chords: D, G, D, A, G, D, G, D, A, D, G, D, A, D, A, G

Fret numbers:
 Staff 1: 1 0 0 1 0 - - - 2 1 0 - - - 1 1 0 1 2 - 1 0 0 1 0 - - - 2 1 0 - - -
 Staff 2: 3 2 1 0 - - 0 - - 3 2 1 0 - - 0 1 2 2 0 3 3 1 2 2 0 - - 0 1
 Staff 3: 2 2 0 3 2 3 4 2 1 0 - - 0 1 2 2 0 3 3 1 2 2 0 1 0 - -
 Staff 4: 0 1 2 3 4 2 5 4 3 2 1 0 1 2 - 0 1

Book: Kerr's First p4

Roche 199

O'Neill's 1518

Source: My arrangement from various sources- pretty much Roche...

Transcription: Transcription, arrangement, chords:Mike Long

The wind that shakes the barley 2

Reel
APB The Chieftains

(Ireland)

The musical score consists of four staves of music in the key of D major (two sharps) and 4/4 time. The first staff begins with a D chord and contains three triplet figures. The second staff starts with an A chord, followed by a repeat sign, and then continues with G, D, G, D, and A chords. The third staff continues with D, A, G, D, G, D, and A chords. The fourth staff concludes with D and G chords. Fret numbers are indicated below the notes, and some notes are marked with a tilde (~) for grace notes. A double greater-than sign (>>) is located to the right of the third staff.

Book: O'Neill's 1518
Source: Chieftains 8
Transcription: Transcription, chords:Mike Long

The windmill

Reel

Ciaran Tourish (Ireland)

D
A
G
D
Bm
D
A

- - - - - 3 - - 2 0 1 2 - - - - - - - - -
 - - - 2 - 0 2 - 1 - 1 0 - - - - 1 1 0 - - - - 0 2 - - - - -
 0 2 0 - 1 - - - 0 - - - - - - - - - - 0 2 0 1 - - 1 4 2 3 1

D
A
G
D
G
Bm
1
A
D
|| 2

- - - - - 3 - - 2 0 2 3 2 3 - - - - - - - - -
 - - - 2 - 0 2 - 1 - 1 0 - - - - 0 1 - - - - 2 - - 0 1 2
 0 2 0 - 1 - - - 0 - - - - - - - - - - 0 2 4 3 1 - 1 0 - - -

A
D
A
A
D
G

- - - - - - - - - - - - - - - 2 - - - - 3 2
 - - 2 - - - - - - - 0 0 - - - - 0 0 - - - 0 1 0 1 - -
 3 1 - 1 0 1 2 3 1 - - 4 2 3 - - 0 - - 0 - - - 1 0 1 - -

Em
G
D
A
D
A
G
| 1

1 - 1 2 3 - - - - - - - - - - - - - - -
 - 1 - - - 0 1 2 - - 0 0 - 0 - 0 - - - 2 - - - - 2 - - - -
 - - - - - - - 0 - - 1 - 4 - 2 0 0 - 0 2 1 0 - 0 1 2 3 2 3 4

A
D
2
A
D

- - - - - - - - - - - - - - -
 - - 2 - - - - - - - 2 - - - - - - -
 3 1 - 1 0 1 2 3 3 1 - 1 0

>>

Source: Altan: Island Angel
 Discography: Altan: Island Angel
 Transcription: Transcription:Dwight Muller,chords:Mike Long

The woman of the house

The cows are a-milking

Reel

(Ireland)

G C G D G C D

3 1 1 6 1 0 1 3 1 3 1 1 6 1 0 1 0 0 0 0

G C G D G Am D G

3 1 1 6 1 0 1 3 1 3 3 3 6 6 3 3

G C G C D

3 3 0 1 1 0 3 2 3 1 0 3 3 0 1 1 0 1 1 1

G Em C G G Am D G

3 3 0 1 1 0 3 2 3 1 0 3 3 0 1 1 0 1 1 1

G C C G G C D

3 3 0 1 1 0 3 2 3 1 0 3 3 0 1 1 0 1 1 1

G C G G Am D G

3 4 5 4 3 2 1 0 1 2 3 1 0 3 3 0 1 1 0 1 1 1

>>

Book: Ceol 1 n71 mistress of the house

Ceol 1 n86

Joyce, P. W.; "Old Irish Folk Music and Songs"

O'Neill's 1300

Source: My arrangement from O'Neill's

Transcription: Transcription:Trish O'Neil, arrangement, chords:Mike Long

>>

The women's rock

The green gates

Reel

(Ireland)

Chords: G, Am, D, C, G

Tablature: 0 3 2 3 3 1 0 3, 1 0 0 0 0, 0 3 1 3 1 0 3, 1 0 3 1 3 1 0 3, 6 1 0 1 0, 3 1 1 0 0 0, 1 0 1 2 3 1 0 3, 1 0 3 1 3 1 0 3, 6 1 0 1 0, 1 0 3 2 3 5 3 2 3, 0 3 2 3 1 2 1 0, 6 0 1 2 3 1 0, 6 1 0 1 0

>>

Book: O'Neill's 1550

Source: Show the Ladies

Discography: Conal O'Grada: Top of Coom (?)

Show the Ladies

Transcription: Transcription, chords:Mike Long

The woodchoppers reel

Reel

D A
 2 3 4 2 0 0 0 0 2 1 2 3 2 1 1 1 1
 A (G) D A
 4 4 5 4 3 2 3 4 2 0 0 0 0 2 1 2 3 2 1 1 1 1
 G D D D G D
 0
 D D G D A (G) A D D G D
 0 2 2 1 2 0 2 2 2 1 0 2 0 2 2 1 0 0 1 1 0 0 0 0
 D D G D A (G) D
 0 2 0 1 1 0 0 2 0 2 2 2 1 0 0 0 1 1 0 0 0 0
 0 2 0 0 0 0 1 4 2 3 2 1 0 0 0 0 0 0 0 0 0 0
 0 2 2 1 2 0 2 2 2 1 0 2 0 2 2 1 0 0 1 1 0 0 0 0
 0 2 0 0 0 0 0 2 0 2 1 4 2 3 2 1 0 0 0 0 0 0 0 0

Source: My arrangement from various sources
 Transcription: Transcription, arrangement, chords:Mike Long

The yellow tinker

The drunken tinker

Dick Cosgrove's reel

Reel

(Ireland)

Am Am D Am G

1 - - 3 1 3 - 3 1 - - - - - 1 - - 3 1 0 1 2 3 - 3 6 3 - 3
 - 0 0 - - - 0 - - 0 0 - - - - - - 0 0 - - - - - - 1 - - - 1 -
 - - - - - - - - - - - 2 0 1 0 - - - - - - - - - - - - - - - - -

Am Am D Am G

1 - - 3 1 3 - 3 1 - - - - - 1 - - 3 1 0 1 2 3 - - - - - 3 -
 - 0 0 - - - 0 - - 0 0 - - - - - - 0 0 - - - - - - 0 1 - - 1 - 1
 - - - - - - - - - - - 2 0 1 0 - - - - - - - - - - - 0 0 - - - - -

A A G A

0 - 0 - 0 - 0 - 0 - 0 - 0 - 1 - 1 0 - 0 - 0 - 0 -
 - 1 - 2 - 1 - 2 - 1 - 0 - - - - 1 - 2 - 1 - -

G A A G A C

- - 3 0 3 - - - - - - - - - - 3 - - - - - - - -
 - 1 - - - 1 - 0 - 0 - 0 - 0 - 0 - 0 - 0 - 1 - 1 - - - - - -
 0 - - - - - 0 - 1 - 2 - 1 - 2 - 1 - 0 - - - - 1 2 3 2 3 1

G

- - - 3 0 3 - - - - - - - - - - 3 - - - - - - - -
 - 1 - - - 1 - 0 - 0 - 0 - 0 - 0 - 0 - 0 - 1 - 1 - - - - - -
 0 - - - - - 0 - 1 - 2 - 1 - 2 - 1 - 0 - - - - 1 2 3 2 3 1

0 - - - 3 0 3 - - - - - - - - - - 3 - - - - - - - -
 - 1 - - - 1 - 0 - 0 - 0 - 0 - 0 - 0 - 0 - 1 - 1 - - - - - -
 0 - - - - - 0 - 1 - 2 - 1 - 2 - 1 - 0 - - - - 1 2 3 2 3 1

>>

Source: from Altan, The Red Crow
 Discography: Altan, The Red Crow Green Linnet 1109
 Transcription: Alan Ng, chords: Mike Long

You never saw her equal

The limestone rock

Reel

The musical score consists of five staves of music in the key of D major (one sharp) and 4/4 time. Each staff includes a treble clef, a key signature of one sharp (F#), and a common time signature (C). The music is written in a single melodic line with various rhythmic patterns, including eighth and sixteenth notes, and triplets. Chords are indicated above the staff lines, and fret numbers are written below the notes. The chords used are G, D, C, Em, and D.

Staff 1: Chords G, G, D, G. Fret numbers: 1-6, 1-3, 1-0-1-0-1, 1-3, 1-6, 1-3, 1-0-1-0-1.

Staff 2: Chords C, D, G, G, D, C. Fret numbers: 6-3, 6-3, 6-3, 1-1-0-1-0-1, 1-1-0-1, 0-3-2-3-4-5-4-3-2.

Staff 3: Chords C, D, Em, Em, D. Fret numbers: 3-1-0, 1-0, 1-2-1-0-1, 3-1-0-3, 1-2-1-0, 1-0-1.

Staff 4: Chords Em, C, D, Em, Em, D. Fret numbers: 1-2-1-0-1-3-1-0, 6-3, 1-0-1-0-1, 1-2-1-0-1-3-1-0-3, 1-2-1-0, 1-0-1.

Staff 5: Chords G, C, D. Fret numbers: 1-2-3-2-4-3-1-0, 6-3, 0-1-0.

>>

Book: O'Neill's 1233

Source: O'Neill's 1233

Discography: Chieftains 1.

Transcription: Transcription: Trish O'Neil, minor arr., chords: Mike Long

The youngest daughter

In the tap room
Cock your pistol, Charlie
Sweet Molly

Reel

(Ireland, Scotland)

1 - 1 - 1 - - - - - 2 0 1 2 0 1 - 1 - 1 - - - - - 2 - 1 1
- 1 - - - - 1 - - - - 1 0 - - - - - - - - - 1 - - - - 1 - - - - 1 0 - 1 - - -
- - - 0 - - - 1 0 - - - - - - - - - - - - - - 0 - - - 1 0 - - - - - - - -

1 - - - - - - - - - - - 2 0 1 2 0 1 - - - - - - - - - - - 2 - 1 1
- - - - - - - - - - - 1 - 0 - - - - - - - - - - - 1 - 0 - 1 - - -
- 1 1 2 3 2 1 0 - 0 - - - - - - - - - - - - - - 1 1 2 3 2 1 0 - 0 - - - - - - - -

1 - - - - - - - - - - - 2 0 1 2 - - - - - - - - - - - 2 - 1 1
- - - - - - - - - - - 1 - 0 - - - - - 0 - - - - - - - - - 2 - 1 0 - 1 - - -
- 1 1 2 3 2 1 0 - 0 - - - - - - - - - - 4 2 3 1 2 0 1 - 0 - - - - - - - -

>>

Book: The Skye Collection p91
Joyce, P. W.; "Old Irish Folk Music and Songs"
Kerr's First p 6
O'Neill's 1217
Source: O'Neill's 1217
Transcription: Trish O'Neil, chords: Mike Long

The ale is dear

Reel

(Scotland)

The musical score consists of three staves of music in the key of D major (two sharps) and common time (C). The first staff contains the first line of music, with chords Bm, A, Bm, A, and Bm. The second staff contains the second line of music, with chords Bm, A, and Bm. The third staff contains the final line of music, with chords A and Bm. Fingerings are indicated by numbers 1-2 below the notes, and bar lines indicate the end of phrases.

>>

Source: Sessions, Toby A. Rider, Fiddle-L, 8/97
 Transcription: Transcription:?, Chords:Mike Long

Because he was a bonny lad

Reel

(Scotland)

See also The bonnie boy

A D A D E A D A

2 1 0 - - 6+ - - 2 - - - 2 1 1 1 1 - 2 1 0 - - 6+ - - 2

0 - - - 4 2 - 4 1 - 0 2 1 - - - - 0 - - - 4 2 - 4 1 -

D E A A A D E

2 0 0 0 0 - - 2 1 0 1 2 - - 2 - - - 2 1 1 1 1 -

0 2 1 - - - - - 0 - - - - - 0 1 - 0 2 1 - - - - - 0

A D A A D E

2 1 0 1 2 - - 6+ - 6+ - 2 0 0 0 0 - 2 0 - 0 - 0 - 0 - - - 2 1 1 1 1 6+

- - - 0 1 - 4 - 4 - - - - 0 - - 1 - 2 - 1 - 0 2 1 - - - - -

A D E A

- - - 6+ - - - - 2 - - - - 2 0 0 0 0

4 2 - 1 2 0 1 - 0 2 1 - - - - -

>>

Book: Kerr's Second p4

Source: Kerr's Second

Transcription: Transcription, chords:Mike Long

Break yer bass drone

Reel

Gordon Duncan (Scotland)

Chords: A, E, A, A, A, E, A, A, D, E, A, D, E, E, D, A, D, E, A

Tablature: 0 1 2 - - 2 - 2 1 0 1 2 - - - - - - - - - - 2
 - - - 1 2 - 1 - - - - - - 1 2 1 4 1 2 4 1 -
 0 2 - 2 2 1 0 1 2 - - 2 - 2 1 0 1 2 - - - - - - - - - - 2
 - - 1 - - - - - 1 2 - 1 - - - - - 1 2 1 4 1 2 4 1 -
 1 2 - 1 0 2 - - - - - 2 - - - - - 2 - - - - -
 - - 0 - - - - - 0 1 4 4 4 - 1 1 1
 0 1 0 2 - - 2 - - 2 1 1 2 - 2 - - - - - 1 2 - 1 - 0 1 0
 - - - 1 1 - 0 0 - - - 0 - 0 1 2 1 0 - - 1 - 1 - - -
 2 - - - - - 2 0 - 2 - - - - - 2 - - - - -
 - 1 1 1 4 1 - - 0 - 0 1 2 4 1 - 0 - 1 6+ 1 0

>>

Source: Scots-L, Ted Hastings, 9/97

Various abc's

Discography: Gordon Duncan, "Just for Seamus", Duncan Chisholm, "Redpoint"

Transcription: Transcription:??, chords:Mike Long

Coire an Lochan

Reel

(Scotland)

Am G

Em G Am C G

Em Am C

G C

C Am C G Em Am

>>

Source: Silver Apple News, 1992

Discography: Fiddler's Friend, Barbara Magone

Transcription: Transcription: Paul Stewart Cranford, chords: Mike Long

Cutty Sark

Reel

(Scotland)

0 3 - - 3 0 - 3 - 3 - - 3 - - 3 - -
 - - 1 0 - - 1 - 1 - - 1 - - 1 0 - 0 1
 - - - - - - - - 0 - - 3 - - - - -

6 - - 3 - 0 2 - 3 - - 3 0 2 3 - - 6 - 3 - - - - -
 - 0 1 - 0 - - 0 - 1 0 - - - 0 1 - - 1 - - - - 1 -
 - - - - - - - - - - - - - - - 0 - - 3 5 4 3 2 3 - 0

6 - - 3 - 0 2 - - - - - - - 6 - - - 3 - - 6 - -
 - 0 1 - 0 - - 0 - - 1 - - 1 - - - 1 - 6 - - 1 - - 3 - 0 1 - 1 -
 - - - - - - - - 0 - 3 0 - 3 3 - - 0 - 0 3 - - 0 1 - - 0 - 3

- - 6 - - 0 2 - - - - - - - 6 - - - - - - - - -
 1 0 - - 1 0 - - 0 - - 1 - - 1 - - - 1 - 6 - - 1 - - - - -
 - - - - - - - - 0 - 3 0 - 3 3 - - 0 - 0 3 5 4 3 2 1 3 0 5

6 -
 - - 4 - - 1 - - - - - 0 - 0 - 2 - - 0
 - - - - - - - - 3 - - - - - - - - - - - - -

>>

Book: Kerr's First p8
 Source: Kerr's First p8
 Transcription: Transcription, chords:Mike Long

Devil's dream

The Devil among the tailors

Reel

(Scotland)

Chords: A, Bm, (D), E, A

Tablature: 1 4 - 4 1 4 - 4 1 4 - 4 1 2 1 0 - 0 2 - 2 0 2 - 2

Tablature: 0 2 5 4 - 1 2 - 4 - 4 1 4 - 4 1 4 - 4 1 2 1 0 - 0 - 0 1 2 - 4 2

Tablature: 1 0 - - - 2 1 0 - - - 1 - - - 2 0 - 2 0 - 1 1 - 1

Tablature: 2 - 0 - - - 2 - - - 1 - - - 1 - - - 0 2 - 2 0 2 - 2 0 2 5 4 - 2 1 0 - 1 - 1 - 1 - 1

Tablature: 2 - 0 - - - 2 - - - 2 1 0 2 1 0 6+ 1 0 - - - 6+ - - 6+

Tablature: 4 1 4 2 1 0 - 0 2 - 2 0 2 - 2 0 2 5 4 - 1 2 - 4 1 - 4 1 -

>>

D A E A
 4 1 4 2 1 0 2 6+ 2 1 0 1 6+ 1 0 0 1
 A Bm Bm E
 2 0 2 0 2 6+ 2 1 1 1 0 0 2 2 2 0 2 5 4 2 1 0
 A D A E A
 2 0 2 0 2 6+ 2 6+ 2 1 0 1 6+ 1 0 0
 1 4 1 1 2 1 1 4 1 1 2 1 0 5 2 0 2 2 0 2
 Bm E A D A
 5 2 0 2 4 2 1 4 1 1 2 1 1 4 1 1 2 1 0 2 4 2 1
 E A
 1 1 6+ 1 0 0

>>

Book: Skye collection

Kerr's First

Many others...

Source: 1 My arrangement from various sources

Skye collection, primarily- third part especially

Transcription: 1 Transcription, arrangement, chords:Mike Long

2 Transcription, arrangement, chords:Mike Long

Dinky Dorian's

Dinky's

Reel

Francie Dearg Byrne (Scotland)

The musical score consists of six staves of music in the key of D major (two sharps) and 4/4 time. Each staff includes a treble clef, a key signature of two sharps, and a common time signature. The music is written in a single melodic line. Below each staff is a line of guitar tablature, with numbers 0-4 indicating fret positions. Above the tablature, chord diagrams are provided for various chords: A, G, E, and D. The score includes repeat signs and accents over certain notes. The tablature for the first staff is: 1 0 - - - 2 1 2 0 1 2 - - - - - 1 - - - 3 2 0 1 0 - 0 3 - - - 3 - 4 - - . The second staff: - - - 1 1 - - - 2 1 2 0 1 2 - - - - - 1 - - - 3 - - - 3 2 1 0 - - - - - 0 1 3 2 0 1 0 - 0 3 2 3 1 0 2 1 0 . The third staff: 2 - 1 2 0 - - - - - 0 0 - - - 0 0 - - - 0 0 - - - 0 0 - - - 0 0 - - - 1 2 4 - - - 4 - 5 - 4 - - 4 3 1 2 . The fourth staff: - 1 1 - 1 - 1 - 1 1 - - - - - 0 0 - 0 - 0 - 0 0 - - - - - 3 - - 3 - 4 - 3 - - 3 2 1 2 4 - - 4 - 5 - 4 - - 4 3 1 2 . The fifth staff: - - - - - 2 - 1 2 0 - - - - - 0 0 - 0 - 0 - 0 0 - - - - - 3 2 3 1 0 2 1 0 - 0 - - - 1 2 4 - - 4 - 5 - 4 - - 4 3 1 2 . The sixth staff: - 1 1 - 1 - 1 - 1 1 - - - - - 0 0 - 0 0 - 0 0 - - - - - 3 - - 3 - 4 - 3 - - 3 2 1 2 4 - - 3 - - 2 - - 1 0 1 2 .

>>

Musical notation in G major (one sharp) showing a sequence of notes and fingerings:

Chords indicated: G, E, A

Fingerings:

| | | | | | | | | | | | | | | |
|---|---|---|---|---|---|---|---|---|---|---|---|---|---|---|
| - | - | - | - | - | - | - | - | - | - | - | - | - | - | - |
| 3 | 2 | 3 | 1 | 0 | 2 | 1 | 0 | 2 | 0 | 1 | 2 | 0 | - | - |
| - | - | - | - | - | - | - | - | - | - | - | - | - | - | - |

Source: My arrangement from various sources- I think...

Transcription: Transcription, arrangement, chords:Mike Long

>>

Donald McLeod's reel

Reel

(Scotland)

The musical score is presented in five systems, each with a treble clef and a key signature of one sharp (F#). The time signature is common time (C). The notation includes notes, rests, and fingerings (0-4) for the left hand. Chords are indicated above the notes.

System 1: Chords: Am, G, Am, Em. Fingerings: 0 0 3 0 0 1, 1 0 1 3 1 0 1, 4 1 4 3 1 0 1, 0 0 1 3 3 1.

System 2: Chords: Am, G, Am, Em. Fingerings: 0 0 3 0 0 1, 1 0 1 3 1 0 1, 4 1 4 3 1 0, 0 0 3 0 0 1.

System 3: Chords: Am, G. Fingerings: 4 1 4 3 1 0 1, 4 1 4 3 1 1 2, 3 1 4 1 0 1.

System 4: Chords: Em, Am, G(Em), Am(G). Fingerings: 0 0 1 3 3 1, 0 0 3 0 0 1, 1 0 1 3 1 0 1, 4 1 4 3 1 0 1.

System 5: Chord: Em(Am). Fingerings: 0 0 3 0 0 1.

>>

Source: Richard Robinson's web page/abc file
 Transcription: Transcription, chords:Mike Long

Drive home the mainlanders

Reel

(Scotland)

The musical score consists of three staves of music in the key of D major (two sharps) and 4/4 time. The first staff begins with an Em chord and contains 12 measures. The second staff begins with an A chord and contains 12 measures, including a repeat sign in the 5th measure. The third staff begins with a Bm chord and contains 12 measures, ending with a double bar line. Fingerings are indicated by numbers 1-4 below the notes, and chords are indicated by letters above the staves.

>>

Book: Kerr's Fourth

Source: Kerr's Fourth

Transcription: Transcription, chords:Mike Long

Dundee

Reel

(Scotland)

Chords: D, D, A, D, G, A, D, D, G, D, D, A, D, G, A, D

Fret numbers: 0 0 - 2 0 1 2 3 - 0 0 - 2 3 1 1 - 0 0 - 2 0 1 2 - 1 - 2 - - - - - 0 - 1 2 0 0 2

Fret numbers: 2 1 0 - 0 - 0 - 4 2 1 0 0 2 3 1 1 4 2 1 0 - 0 - 0 3 5

Fret numbers: 4 3 2 3 2 1 2 0 0 2

>>

Book: Kerr's Fourth

Source: Kerr's Fourth

Transcription: Transcription, chords:Mike Long

East Neuk of Fife

Reel

(Scotland)

Chords: G, Am, C, D, Em, G

Fret numbers: 0 3 3 3 - 6 - - 3 - - 3 -; - - - - - 1 - - 1 - 1 - 1 - 1 0 0 0 - -; - - - - - 0 - - - 0 - - - 6 - 3 - - 6 - - 3 - - 6 - - 6 - - 0 1 - - 1 - 0 1; 1 1 0 1 2 3 1 0 - - - - - 0 - - - 0 - - - 3 1 1 - - 6 - - 3 3 - 6; - - - - - 1 - - - - - 0 0 - - - - 0 0 1 - - 3 - 3 - 1 - - - 1 0 - - - 2 3 4 - - - 0 - - - 0 - - - 3 1 1; - - - - - 0 1 - - 1 - 0 1 3 2 3 1 0 - - - 0 - - - 0 - - - 3 1 1

>>

Book: Kerr's First p23

Source: Kerr's First p23

Transcription: Transcription, chords:Mike Long

Eight o'clock train

Reel

(Scotland)

See also: The Star of Munster

The musical score is presented in six systems, each consisting of a treble clef staff with a key signature of one sharp (F#) and a common time signature (C). The notes are accompanied by guitar tablature (numbers 0-5) and chord diagrams (A, E, C, G, D). The score includes a repeat sign in the third system and ends with a double bar line.

System 1: Chords: A, E, C, G, A, D. Tablature: 0 1 2 0 2 1 6+ 1 0 3 1 0 1 0 0 1 2 0 1 2.

System 2: Chords: G, D, A, E, C, G, A, D. Tablature: 3 1 0 3 1 0 1 0 0 1 2 0 1 2.

System 3: Chords: G, A, A. Tablature: 3 1 0 1 0 2 1 4 6+ 5 4 1 6+ 4 6+ 5 6+ 4 6+ 1 2.

System 4: Chords: G, D, G, D, A, E, C, G. Tablature: 3 3 4 3 2 1 2 3 1 4 2 3 1 0 1 2 1 0 2 1 0 6+ 1 0 3 1 0 3 1 0.

System 5: Chords: A, D, G, D. Tablature: 1 0 0 1 2 0 1 2 3 1 0 1 0.

>>

Book: Kerr's Fourth

Source: Kerr's Fourth

Transcription: Transcription, chords: Mike Long

Click the Tune Title to Play the Tune - Click >> to Jump to the Index

Glen Ogle

Reel

(Scotland)

D G A D D G

0 - - - 1 - - - 2 0 1 2 - 0 - - - 0 2 0 - 1 0

A D D G A (D)

2 0 1 2 - - - - - - - - - - - - - - - 2 0 1 2 - 0 - - -

D G A D D G A (D)

- 2 0

2 0 2 3 2 1 0 - - - - - 0 0 1 2 0 2 3 2 1 0 - - - - - 0 - - -

D A G (A) D

- -

0 2 0 2 - 1 - - - 1 - - - 2 - - - 0 0

>>

Book: Kerr's First p24
 Source: Kerr's First p24
 Transcription: Transcription, chords:Mike Long

Glen Tilt Lodge

Reel

(Scotland)

A (F#m) D E A (F#m)

1 0 4 4 1 2 1 4 1 2 4 4 2 1 2 1 0 0 4 4 1 2 1 4 1

D E A D E

6+ 2 1 0 1 2 0 0 0 2 1 2 1 2 1

2 4 1 0 2 1 0 2 1 2 0 0 0 0 2 1 2 1

A D E A D E

2 4 6+ 4 2 4 1 4 0 5 2 4 1 0

>>

Book: Kerr's Fourth

Source: Kerr's Fourth

Transcription: Transcription, chords:Mike Long

Greig's pipes

Reel

(Scotland)

Chords: A, A, E, A, Bm, E, A, Bm, E, A, A, Bm, A, Bm, E, A, E, A, Bm, E

Tablature: - - - 0 2 0 - - 0 0 - - - 0 2 0 1 - - - 1 1 - - - 0 2 0 - - 0 2 0
1 1 - - - 1 - - - 2 1 - - - 2 1 - - - 1 - - -

Tablature: 1 1 1 2 0 1 - - - 1 1 1 2 0 2 0 2 0 0 1
- -

Tablature: 2 0 2 0 1 - - 1 2 0 2 0 - 0 2 0 1 1 1 2 0 1 - -
- -

Tablature: 0 - 0 2 0 - 0 0 - 1 1 - 2 - - 2 1 - - 1 - - 0 2 0 - 0 2 0
- -

Tablature: 1 1 1 2 - - 1 1 6+ 0 6+ 0 - 2 0 0 6+
- -

Tablature: 0 6+ 0 - - 1 1 6+ 0 6+ 0 - 2 - - 2 1 1 1 2 - - 1 1
- -

>>

Book: Kerr's Fourth p16 (minor)
 The Skye Collection p5
 Transcription: Transcription, chords:Mike Long

Haud the lass till I come at her

Reel

(Scotland)

The musical score consists of three staves of music in the key of D major (two sharps) and 4/4 time. The first staff contains the first eight measures, with chords A, (D), A, G, A, D, G indicated above. The second staff contains the next eight measures, with chords A, (D), A, G, A, D indicated above. The third staff contains the final four measures, with a G chord indicated above. Fret numbers are provided below the notes on each staff.

>>

Book: Kerr's Fourth

Source: Kerr's Fourth

Transcription: Transcription, chords:Mike Long

The high road to Linton

Jenny's gone to Linton

Reel

Parts C and D by Bobby Macleod (Scotland)

The musical score consists of five systems, each with a treble clef staff and guitar-style fret numbers below. Chord labels (A, D, E) are placed above the staffs. The key signature is three sharps (F#, C#, G#) and the time signature is common time (C). The score includes repeat signs and a double bar line with a right-pointing arrow (>>) on the third system.

System 1: Chords: A, D, A, D, E. Fret numbers: 2 - - - - - 1 1 2 4 4 1 2 2 1 4 4 1 2 - - - - - 1 1 2 4 4 1 2 4 1 - - - - - 2 1 0

System 2: Chords: A, D, A, E, A, D. Fret numbers: 2 - - - - - 1 1 3 2 0 0 2 1 - - - - - 1 2 - - - - - 2 - - - - - 1 1 3 2 0 0 2

System 3: Chords: A, E, A, D. Fret numbers: - - - - - 2 - - - - - 2 1 0 - - - - - 4 4 1 2 4 1 2 4 1 2 4 1 2 4 1 2

System 4: Chords: A, D, E, A, D. Fret numbers: - - - - - 4 4 1 2 4 1 2 4 1 - - - - - 2 1 0 - - - - - 2 - - - - - 1 - - - - - 0 1 2 0

System 5: Chords: A, E, A, D, E. Fret numbers: 2 - - - - - 2 1 2 - - - - - 1 2 - - - - - 2 - - - - - 6+ - - - - - 2 1 0 - - - - - 1 - - - - - 0 1 2 - - - - - 4 2 1 - - - - -

Book: ?
 Source: ?
 Transcription: Transcription, chords:Mike Long

Highland black laddie

Reel

(Scotland)

A (E) Bm D E

4 1 - - - 1 - - - 2 - - - 2 - - - 4 1 - - - 1 - - -

1 A | 2 A E A

1 - - - 1 - - - 0 0 2 - - 0 0 0 1 2 - - 1 2 0 0

F#m/A E Bm D E

4 2 1 2 4 2 1 - - - 2 - - - 1 1 2 - - 1 1 - - - 2 1 2 4 2 1 - - -

1 A | 2 A E A

1 - - - 1 - - - 0 0 2 - - 0 0 0 1 2 - - 1 2 0 0

>>

Book: Kerr's Fourth

Source: Kerr's Fourth

Transcription: Transcription, chords:Mike Long

The highlandman kissed his mother

The highlandman that kissed his granny

Reel

(Scotland, Ireland)

Chords: C, C, G, C, Am/A, G, Am, Am, G, Am, C/A, G

Fret numbers (Staff 1):
 6 - - - - 6 - - - - 6 - - - - 3 - - - - 6 - - - - 6 - - - - - - - - 3 - - - -
 - - - - - - - - - - - - - - 1 - 1 - - - - - - - - - - - - - - 1 - 1 - - - -
 - 3 3 1 3 - 3 1 - 3 3 1 0 - - - - - 3 3 1 3 - 3 1 4 2 3 1 0 - - - -

Fret numbers (Staff 2):
 6 - - - - 6 - - - - 6 - - - - 3 - - - - 6 - - - - 6 - - - -
 - - 0 0 1 - 1 - - - 0 - - - 1 - 1 - - - 0 0 1 - - -
 - 1 - - - - - - - - - 1 - 1 0 - - - - - 1 - - - - - 0

Fret numbers (Staff 3):
 - - - - - - - - - - - - - - 3 - - - -
 1 4 3 1 0 1 - - - 1

>>

Book: Kerr's First p7
 The Skye Collection
 Source: My arrangement from various sources
 Discography: Altan: Horse with a Heart
 Tommy Peoples Demo tape - 197?
 Transcription: Transcription, arrangement, chords:Mike Long

Ian Powrie

Reel

(Shetland Islands, Scotland)

D G D A

0 0 2 - 2 2 - 2
 - - - 0 - - - - - 0 -
 - - - - - - - - - 0 - 0 2 0 0 0 0 - - - 0 0 - - - 0 - - 1 - - 0 - - -

D G D A D

0 0 2 - 2 2 -
 - - - 0 - - - - - 0 -
 - - - - - - - - - 0 - 0 2 0 0 0 0 - - - 0 0 - - - 0 - - 1 - - 0

D G D G D

-
 2 3 2 2 1 1 2 0 - 0 0 - - - 0 - 0 - - 1 1 - - 0 0 -
 -

A D G D G D

2 - 0 2 -
 - 1 - - 1 3 2 1 2 3 2 2 1 1 2 0 - 0 0 - - - 0 - 0 - - 1 1 - - 0 0 -
 -

A D

2 -
 - 1 -
 - - - - - - - - - 0 - 0

>>

Source: Richard Robinson
 Transcription: Transcription:Richard Robinson(?), Chords:Mike Long

Jenny Dang the weaver

Reel

(Scotland)

Chords: D, G, A, D

Tablature: 1 0 0 0 0 2 0 1 0 0 0 2 1 2 0 1 1 1 0 1 0

Tablature: 0 1 0 1 2 4 1 2 0 0 0 2 0 1 0 0 2 1 2 0 1 1 1 0 1 0

Tablature: 0 1 0 1 2 1 2 0 1 2 0 1 2 3 1 0 1 2 0 1 0 1 0 1 2 0 1 2 3 1

Tablature: 4 5 4 3 2 1 2 0 1 2 0 1 2 3 1 2 1 0 2 1 0 1 0 0 1 2 0 1 2 3 1

Tablature: 4 5 3 4 2 3 1 2

>>

Book: Kerr's First p6

Source: Sessions- very similar to above...

Transcription: Transcription, chords:Mike Long

Jenny Latin

Reel

(Scotland)

D G D A D G
 - 0 2 - 2 - 3 - 2 0 2 - 2 - - - 0 1 2 3 - 2 - 3 - 2
 1 - - 0 - 1 - 0 - - - 0 - - - 0 0 2 - - - 0 - 1 - 0 -
 -
 C G D G D A
 1 6 6 1 3 3 -
 -
 -
 D G C G D G D A
 -
 -
 2 0 0 2 - 2 0 1 - 0 1 2 3 3 4 2 0 0 2 - 2 0 3 2 0 0 2 4 4 5
 G D C G
 -
 -
 4 2 3 1 2 0 - - - 1 6 6 1 3 3 - - - - - - - - - - - - - - - - - -

>>

Book: Kerr's Fourth
 Source: Kerr's Fourth
 Transcription: Transcription, slight arr., chords:Mike Long

Jenny Nettles

The tailor's daughter

Reel

(Scotland, England)

Am G Am

0 1 6 1 0 4 1 2 3 1 0 1 1 6 1 0 4

Em Am

3 1 0 3 1 0 1 6 0 1 0 6 0 1

G Am Em

1 6 6 1 1 6 6 3 1 2 0 1

C C G C

0 1 6 0 1 2 3 4 3 1 3 4 3 1 0 1 6 3 6 0 1 2 3 4 3 1

G Am Am

4 5 4 3 4 0 1 6 0 6 0 0 1

G Am Em

0 1 0 1 0 1 3 6 0 6 3 1 2 0 1 0

>>

Book: Kerr's First p9

Riley's Flute Melodies

Winder

Source: Winder ?

Richard Robinson's web page/abc file

Transcription: Transcription:Richard Robinson(?), Chords:Mike Long

>>

Jenny's chickens

Reel

(Scotland)

Chords: Bm, Bm, A, Bm, F#m, A, Bm, Bm, A, Bm, F#m, A, Bm, Bm, A, Bm, F#m, A

Tablature: - - - - - 6+ - - 2 - - - - - 0 2 - - - - - 6+ - - 2 - - 6+ - - 0 2 - - 1 1 0 1 2 - - 1 1 - 0 2 - - 1 1 0 1 2 - - 2 2 - 2 1 - 1 2 1 2 4 1 - - 1 2 2 - 2 1 - 1 2 - 4 2 1 - - 1 2 - 4 2 1 - - 1 2 - 4 2 1 - - 1 1 - 1 - 1 6+ 1 1 - - - 0 2 0 1 - 1 - 1 6+ 1 - - 6+ - - 0 2 0 - 5 - 4 - - - - 4 2 1 - - - - 5 - 4 - - - 2 - 4 2 1 - - - - 2 6+ - - 4 2 1 - - - 1 0 2 - - 1

>>

Source: Richard Robinson's web page/abc file
 Transcription: Transcription, arrangement, chords:Mike Long

Johnnie Sullivan's

Reel

Em D Em G

D Em Em D

Em G D Em Em D

G D Em

1 1 1 0 1 1 0 0 1 1 1 0 1

0 2 0 1 5 3 1 1 1 0 1 0 1 2 3 4 3 2 4

3 1 1 1 0 0 0 1 5 3 1 1 1 0 0 1 2 3 4 3 2 0

3 2 0 1 3 2 1 0 1 0 1 1

>>

Book: Traditional Celtic Fiddle Music of Cape Breton- Dunlay/Reich (?)

Source: SF Scottish Fiddlers Handout

Transcription: Transcription, chords:Mike Long

Keep it up

Pipe Reel

(Scotland, Cape Breton)

Em D Em G

A D Em Em D

Em C A D Em Em D

Em D

Book: Robin Williamson (?)
 Flowers of Scottish Melody (?)
 Fraser's "Airs and Melodies..." n140
 Source: Fraser's "Airs and Melodies..." n140
 Transcription: Transcription, chords:Mike Long

Keep the country bonny lassie

Through the wood of Favie

Reel

(Scotland)

A E A D E

A A E

A A E A

>>

Book: Kerr's Second p4

Kerr's Second p14

Source: Kerr's Second p4

Transcription: Transcription, minor arr., chords:Mike Long

C D G C D G C

2 1 2 0 - - 2 1 - 1 - 2 1 0 - 3 - - - - - 2 - - - - - 0 0 - 1 1 0

- - - - - 0 0 - - - - - 0 - - - - - 2 3 4 2 3 1 0 - 0 0 - 1 1 0

C D G C | 1 D G | 2 D G

2 1 2 0 - - 2 1 - 1 - 2 1 0 - 2 3 - 2 3 - - 2 3 - 2 3 -

- - - - - 0 0 - - - - - 0 - - - - - - 0 - - 1 2 - - 0 - - 1

- - - - - 0 0 - - - - - 0 - - - - - - - - - - - - - - - -

Book: 1 Kerr's First p 10
 Source: 1 Darsie's web page? pretty close to Kerr's vsn...
 2 hnreel~1.abc
 Discography: Paddy Moloney & Sean Potts: Tin Whistles.
 Transcription: 1 Transcription:Mike Long?, Chords:Mike Long
 2 Transcription, chords:Mike Long

>>

Leaps and bounds

Reel

Alisdair Fraser (Scotland)

A A D A E
 0 1 2 - - - - 2 - 2 - - - - 2 0 2 - 2 1 1 - - - - 1 - 2 1
 - - - 0 1 4 1 - 0 - 0 1 4 1 - - - 1 - - - - 0 - -

A A D A G 1 A || 2
 0 1 2 - - - - 2 - 2 - - - - 2 1 - - - 1 2 1 2 0 - - -
 - - - 0 1 4 1 - 0 - 0 1 4 1 - - 3 1 - - - - -

A A G D A A
 2 0 0 - - - - - - - - 0 0 - 0 - 0 - 0 0
 - - - 1 4 2 3 1 2 1 0 2 1 - - 1 - 3 - 1 - -

G A G D A D A
 1 3 - - - 1 - - - - - - - - - - - 2 - - - 2 - - 2
 - - - 0 3 0 - 3 4 2 3 1 2 1 0 2 1 - 0 2 0 - 4 1 -

1 G A || 2 G A
 1 - - - 1 2 0 0 - - - 1 - - - 1 2 0 0 1
 - 3 1 - - - - 1 - 3 1 - - - -

>>

Source: SF Scottish Fiddlers 1995 handout
 Transcription: Transcription, chords: Mike Long

Lord Elcho

Reel

Robert Mackintosh (Scotland)

Chords: G C G D G C

Chords: G D G G C G D

Chords: G C G D G G C G D

Chords: G C D G

>>

Book: The Fiddle Music of Scotland
 Source: The Fiddle Music of Scotland
 Transcription: Transcription, chords:Mike Long

The mill burn

Reel

(Scotland)

The musical score consists of four staves of music. Each staff includes a treble clef, a key signature of two sharps (D major), and a common time signature. The music is written in a single melodic line. Below each staff is a line of guitar tablature, with numbers 0-6 and symbols like '+' and '-' indicating fret positions and techniques. Above the first staff, the chords A, E, D, E, A, and D are indicated. Above the second staff, the chords E, A, A, D, and E are indicated. Above the third staff, the chords A, D, A, A, D, and E are indicated. Above the fourth staff, the chords A, D, E, and A are indicated. The score concludes with a double bar line.

>>

Book: Kerr's Third p11

Source: Kerr's Third p11

Transcription: Transcription, chords:Mike Long

Miss Ratray

Reel

(Scotland)

D G A D G A D

0 3 2 0 2 0 1 2 0 1 2 0 3 2 0 1 2

D G A D G A D

0 3 2 0 2 0 1 2 0 1 2 0 3 2 0 1 2 0

D Em A D G A D

0 1 2 3 4 2 0 3 1 2 0 0 2 3 4 2 0 1 2 2 1 0 0 1

D Em A D G A D

2 3 4 2 0 3 1 2 0 0 2 0 3 1 4 2 5 3 2 0 1 0 1 2

>>

Book: Jerry Holland's collection

Skye collection

Athole collection

Source: Richard Darsie's web page

Transcription: Transcription, chords:Mike Long

Miss Susan Cooper

Reel

Ronnie Cooper (Shetland Islands)

The musical score consists of five staves of music in the key of D major (two sharps) and 4/4 time. The notation includes treble clefs, a common time signature, and various musical symbols such as slurs, triplets, and repeat signs. Chords are indicated by letters above the staff, and fret numbers are shown below the staff. The chords used are D, G, A, Bm, and G.

Staff 1: Chords D, G, D. Fret numbers: 0 2 0 0 1 2 0 0 1 0 2 0 0 1 2 3 4 2.

Staff 2: Chords G, A, D, G, D, D, G. Fret numbers: 3 2 3 2 1 0 2 1 0 1 2 0 0 2 0 2 0 0 1 0 1 2 4 3 2.

Staff 3: Chords A, D, Bm. Fret numbers: 1 0 2 1 0 2 1 2 1 1 2.

Staff 4: Chords Bm, A, A, G, A, D, G. Fret numbers: 0 1 2 6+ 4 6+ 2 1 1 4 1 4 3 2 3 2 1 1 0 1 2 0 0 1.

Staff 5: Chords D, D, G, A, D. Fret numbers: 0 2 0 0 2 0 0 1 0 1 2 4 3 2 1 0 2 1 0.

>>

Source: ricke~11.abc

Transcription: Transcription:??, chords:Mike Long

The moving bog

Reel

(Scotland)

The musical score is written in treble clef with a key signature of two sharps (D major) and a common time signature. It consists of four staves of music. Above the first staff are chords D, D, A, and G. Above the second staff are chords G, A, A, D, and D. Above the third staff are chords G, D, A, D, and D. Above the fourth staff are chords G, D, A, and D. Fret numbers are indicated below the notes on each staff. A double bar line with a repeat sign is present at the end of the second staff. A double bar line with a repeat sign and a '1' is at the end of the first staff. A double bar line with a repeat sign and a '>>' symbol is at the end of the third staff.

Book: Kerr's Fourth

Source: Kerr's Fourth

Transcription: Transcription, chords:Mike Long

The new-rigged ship

Reel

(Scotland, USA)

The musical score consists of five staves of music in the key of D major (two sharps) and 4/4 time. The first staff begins with a treble clef, a key signature of two sharps, and a common time signature. The melody is written on a single staff with guitar fret numbers indicated below the notes. Chords are written above the staff: Am/A and G. The second staff continues the melody, including a repeat sign. Chords D, A, and G are indicated. The third staff also includes a repeat sign and features chords Am, G, Am, (Em), Am, and G. The fourth staff continues the melody with chords Am and G. The fifth staff concludes the piece with a double bar line and repeat dots, with a final Am chord indicated.

>>

Book: R. Robinsons tunebook

Source: My arrangement from various sources

Transcription: Transcription, arrangement, chords:Mike Long

The Peerie house ahint the burn

Reel

(Shetland Islands)

The musical score consists of six systems, each with a treble clef staff and guitar-specific notation below it. The notation includes chords (G, C, D) and fret numbers (0-6) for the left hand. The key signature is one sharp (F#) and the time signature is common time (C). A repeat sign is present at the beginning of the third system.

System 1: Chords: G, C, G. Fret numbers: 3 6 3, 1 0 1 1, 0 3 2 3 1 0, 3 6 3.

System 2: Chords: D, G, C, G, D. Fret numbers: 3 1 0, 3 6 3, 0 1 0, 0 1 1, 3 2 3 1 0, 3 6 2, 0 1 0 0.

System 3: Chords: G, D, G, C, G. Fret numbers: 3 3 3, 0 2 1 2 3 4 2 0, 3 2 3 1 0, 3 6 3, 1 1 0 1.

System 4: Chords: D, G, C, G. Fret numbers: 3 1 0, 0 1 2 3 4 2 0, 3 2 3 1 0, 3 6 2, 1 1 0 0.

System 5: Chords: D, G, C, G. Fret numbers: 3 3 3, 3 2 1 2 3 4 2 0, 3 2 3 1 0, 3 6 3, 1 1 0 1.

System 6: Chords: D, G, C, G, D. Fret numbers: 3 1 0, 3 6 3, 0 1 0, 0 1 1, 3 2 3 1 0, 3 6 2, 1 1 0 0.

>>

Prince Charlie

Reel

(Scotland)

Em (G) D Em G

D Em Em (G) D Em G

D Em Em D

Em G D Em Em D

G D Em

>>

Book: Kerr's First p6
 Fraser's "Airs and Melodies..." n191
 Source: Kerr's First p6
 Transcription: Transcription, chords:Mike Long

Puirt-a-beul

Reel

A G A G A
 0 0 - 0 0 0 0 1 1 0 3 3 3 3 0 0 - 0 0 0 0 0 3 1 3 - -
 - - 1 - - - - - - - - - - - - - - - 1 - - - - - - - - - - - - - - - -

A Em G Am G
 - - 3 1 1 0 3 3 3 3 - - 3 - - 6 - - - 3
 0 0 - - - - - - - - - 0 1 - 0 0 - 1 0 0 - -
 -

Em Am
 - - - 3 - - -
 0 0 1 3 - 0 0
 -

>>

Source: SF Scottish Fiddlers Handout
 Transcription: Transcription, chords:Mike Long

The return from India

Reel

(Scotland)

A A E A D | 1

E A | 2 E A

A D E A D A

A D A E A D E A

1 0 - - - - - 1 0 - - - - - 1 0 - - - - - 1 0 - - - - -

- - 2 1 0 2 0 2 - - - 2 1 0 6+ 1 - - - - 2 1 0 2 0 - 0

- - 0 6+ 0 - - - - 2 - - 0 6+ 0 - - 0 0 - -

2 - - - 4 2 1 - - 2 - - - 4 - - 1

- - 6+ - - - 6+ - - - 2 1 0 6+ 1 1 - - - 6+ - - - 6+ - - - 6+ - 0 0 -

4 - 4 1 4 - 4 1 0 - - - - - 1 4 - 4 1 4 - 4 1 2 1 2 - 4 - - 1

- - 0 6+ 0 - 0 - 0 - - 2 1 0 6+ 1 - - - 2 0 1 2 - - - 6+ - 6+ - 6+ - 0 0 -

4 - - - 2 - 1 - 0 - - - - 1 0 - - - - 0 1 2 - 4 - 2 - 4 - -

>>

Book: Kerr's First p8
 Source: Kerr's First p8
 Transcription: Transcription, chords:Mike Long

The St. Kilda wedding

Reel

(Scotland)

The musical score consists of four staves of music in the key of D major (two sharps) and 4/4 time. Each staff includes a treble clef, a key signature of two sharps, and a common time signature. The music is written in a single melodic line. Above the notes, chords are indicated: A, E, D, A, D, A, E, D, A, A, E, A, D, A, A, E. Below the notes, fingerings are provided as a series of numbers (0, 1, 2) and symbols (2, 1, 2, 6+, 4, 5, 1, 1, 4, 2, 1, 0, 2, 1, 0, 2, 1, 0). Some notes have a tilde (~) above them, indicating a grace note. The score ends with a double bar line.

>>

Book: Fraser's "Airs and Melodies..." n7

Source: Fraser's "Airs and Melodies..."

Transcription: Transcription, chords:Mike Long

Sister Jean

Reel

(Shetland Islands)

0 1 - - - - - 0 1 2 2 0 3 3 1 2 3 2 1 2 3 1 2 -

- - 0 1 2 2 0 3 3 1 2 3 2 1 2 3 1 - 0

A G || 2 G D

- - - - - 1 - - - - - 4 0 0 0 - 0 -

1 0 0 1 0 - 1 0 0 1 2 3 4 - - - - 0

G D D A | 1 A G || 2

- 3 -

1 - 0 - - - - - - - - - - 2 - - - - - - - - -

- - - 3 2 1 2 3 1 - 0 1 0 0 1 2 3

G

- -

1 - - - - - 0 - - - - - 0

>>

Source: Richard Robinson
 Transcription: Transcription:Richard Robinson(?), Chords:Mike Long

Skye barbeque

Reel

Alisdair Fraser (Scotland)

Chords: F#m, E, F#m, E, F#m, A, E, F#m, A, D, E, A, D, E, A, D, E, A, D, A.

Fretting numbers (from top to bottom staff):

Staff 1: 2 2 - 2 1 | 0 2 - 2 - 2 - 2 | 6+ - - - 6+ - - 6+ | - 6+ - - 6+ - - 1

Staff 2: 2 2 - 2 1 | 0 2 - 2 - 2 - 2 | - 6+ - - 6+ - - 6+ | - - - 1

Staff 3: - - - 6+ | - - - 2 0 2 - 2 | - 2 1 0 6+ 1 - 6+ | 0 2 - 2 - 2 - 2

Staff 4: - 2 1 2 - - - 6+ | - - - 2 0 2 - 2 | - 2 1 0 6+ 1 - 6+ | 0 2 - 2 - 2 - 2

Staff 5: 0 - - - 0 1 2 - | 4 1 - - - 1 - | 0 - - - - - | - - - 1 - 4 - 1 -

Staff 6: 0 - - - 0 | 2 0 0 6+ | - 2 1 - | 2 0 0 1

>>

Source: SF Scottish Fiddlers 1995 handout
 Transcription: Transcription, chords: Mike Long

Spey in spate

Reel

J. Scott Skinner (Scotland)

Musical score for "Spey in spate" in D major, 2/4 time. The score consists of five systems of music with guitar tablature below each staff. Chords are indicated above the staves: D, Em, A, G, and D.

System 1: D Em (3)

System 2: A D G | 1

System 3: A D | 2 A D D

System 4: Em A D

System 5: G A D

The tablature includes various fret numbers (0-4) and techniques such as triplets (3), bends (6+), and slurs. The piece concludes with a double bar line and repeat dots.

>>

Book: Jerry Holland's collection p36
 Source: Jerry Holland's collection
 Discography: Natalie MacMaster ??
 Transcription: Transcription:?, Chords:Mike Long

Spootiskerry

Reel

Ian Burns (Scotland)

G C G

0 1 3 0 1 3 0 1 3 0 1 3 - - - 3 0 1 3 - - -
 - - - - - - - - - - - - - - - 0 1 0 1 - - - - 0 1 -
 - 0

D G C D

- - - - - 3 0 1 3 0 1 3 0 1 3 - - - - - - - - - - -
 - - - - - 1 0 1 - - - - - - - - - - - 0 1 0 1 - - - - - 1 0
 1 3 1 0 - 3 1 0 1 0 - -

G Em C

- 3 3 - - - - - - - - - - - 1 1 0 1 3 1 0 1
 1 - - - - - 1 2 3 1 0 1 0 - - - - - 1 0 1 - - - - -
 -

G D Em C

3 - 3 1 0 1
 0 1 - - - - - 1 0 0 - - - - - - - - - - - 1 1 0 1 - - - - -
 - - - 0 1 3 1 0 - - - - - 1 2 3 1 0 1 0 - - - - -

G D G Em

3 - - - - - - - - - - - 3 3 - - - - - - - - - - -
 - 0 1 - - - - - 1 - - - - - - - - - - - - - - - 1
 - - - 0 1 3 1 0 - - - - - 1 2 3 1 0 1 0 - - - - -

C G D G

- - - 3 1 0 1 3 - - - - - - - - - - - 0 1 3 0 1 3
 1 0 1 - - - - - - 0 1 - - - - - 1 0 0 - - - - -
 - - - - - - - - - - - 0 1 3 1 0 - - - - - - - - - - -

>>

0 1 3 - - - -
 - - - 0 1 0 1
 - - - - - -
 3 1 0 1 0 - - 1 - 3 3

Discography: Silly Wizard?

Transcription: Transcription: WM Aug 1997 from a sheet from Sandy's old book

Chords: Mike Long

>>

Tail toddle

Reel

(Scotland)

D G D A D G

0 0 2 0 3 2 1 0 2 0 1 2 0 0 2 0 3 1 2 0

G A G G A

1 3 2 4 1 2 0 3 0 1 1 3 0 1 3 0 1 2 0

G A (D) A

3 0 1 1 3 0 0 0 4 2 1 2 0

>>

Book: Kerr's Fourth p10

Source: Kerr's Fourth p10

Transcription: Transcription, chords:Mike Long

Wooden whale

Reel

Alisdair Fraser (Scotland)

Chords: Bm, A, F#m, A

Chords: Bm, Bm, A, F#m, 1 A, Bm || 2

Chords: A, Bm, Bm

Chords: A, F#m, A, Bm

Chords: A, F#m, 1 A, Bm || 2 A, (Bm)

Source: SF Scottish Fiddlers handout
 Transcription: Transcription, chords:Mike Long

Wullafjord

Reel

(Shetland Islands)

Chords: D G D A D G A D G A D

Tablature: 0 - - 2 - 0 2 - - 3 - 0 3 - - 2 - 0 2 -
 - 1 0 - 0 - - 0 1 - 1 - - 1 0 2 - 0 - - 0
 0 -

Tablature: 1 2 3 - 3 2 1 0 - 2 - 0 2 - - 3 - 0 3 - - - - -
 - - - 0 - - - - 0 - 0 - - 0 1 - 1 - - 1 0 1 2 - - - - -
 - - - - - - - - - - - - - - - - - - - 0 1 2 3 1

Tablature: -
 2 0 0 0 1 2 0 2 2 0 2

Tablature: -
 3 1 4 2 3 2 1 0 2 0 2 - 0 2 1 - 2 - 0 - 2 - - - - -
 -

Tablature: -
 3 1 4 2 3 2 1 0 0 1 2 - - - - - - - - - - - - -
 -

>>

Source: Richard Robinson
 Transcription: Transcription:Richard Robinson(?), Chords:Mike Long

The Athole cummers

Highland Schottische
Highland schottische

(Scotland)

Am Am G Am C G

Am Am G Am G

C G

0 0 0 0 0 6 6 0 0 0 0 1 3 0 0 0 0 6 6 1 3 0 3 1 1 1

1 1 0 1 0 0 1 1 0 1 0 3 1 1 0 3 4 5 4

3 2 1 0 3 0 1 3 3

>>

Book: Kerr's Third p24

Source: Kerr's Third p24

Transcription: Transcription, chords:Mike Long

G D | 2 G D

- - - - - 2 0 0 - - - - - 2 0 0
- 2 1 0 - 0 - - - - - 2 1 0 - 0 - - -
0 - - - 0 - - - - - 0 - - - - -

Source: Sandy MacIntyre
wilmac~1.abc
San Francisco Scottish Fiddlers handout
Transcription: Transcription, chords:Mike Long

>>

Bonnie Charlie

Strathspey

(Scotland)

G C G G D G C G G D G
 3 - - 3 1 3 0 - - - - - - - - 3 - - 3 1 3 0 - - - - - 3
 - 0 1 - - - - - - - - 1 1 0 0 1 - - 0 1 - - - - - 1 0 -
 - - - - - - - 0 1 0 - - - - - - - - - - - - 0 1 0 - - - -

G G C C D G C G
 - - - - - - - - - - - - 6 - - - 3 - - 3 1 3 0
 1 - - - 1 - - - - - - - - - 1 0 1 - - 0 1 - - - - -
 - 0 0 0 0 - 0 0 3 2 1 0 1 0 - - - - - - - - - - -

C G D G
 6 - - - - - 3
 - - - - - 1 0 - - -
 - 1 0 - - -

>>

Book: Kerr's Fourth p16
 Kerr's Third p11 up in A
 Source: Kerr's Fourth p16
 Transcription: Transcription, chords:Mike Long

The braes of Mar

The Devil's dead

Highland Schottische
Highland schottische

(Scotland)

The musical score consists of six systems, each with a treble clef staff and a corresponding line of guitar chords and fret numbers. The key signature is one sharp (F#) and the time signature is 4/4. The chords used are D, G, and A. The fret numbers are indicated by numbers 0-5 below the staff lines.

System 1: Chords D, G, D, G, D, A, D. Fret numbers: 2 0 0 1, 1 1 0 1, 2 0 0 1, 1 3 2 4, 1 0.

System 2: Chords D, G, D. Fret numbers: 2 4 4 3 2, 0 4 2 3 5, 5 4 3 1 5, 3 2 4 4 3 2, 0 4 2.

System 3: Chords G, D, A, D, A, G. Fret numbers: 3 5 2 4 1 0, 1 1 1 2 3 2, 1 0 1 1 1 0 1 1 0.

System 4: Chords D, G, D, A, D, D, G. Fret numbers: 2 0 0 1, 0 1 2 0, 1 3 2 4 1 0, 2 0 2 2, 3 0 3 3, 0 0 0 1 1 1.

System 5: Chords D, G, D, A, D, D, A, G. Fret numbers: 2 0 2 2, 3 2 1 0, 2 0 2 2, 1 1 1 2 3 2 1 0, 0 0 0 0 0 0 0 0.

System 6: Chords D, D, D, A, D. Fret numbers: 0 0 1 0, 1 2 3 4 5 4 2, 1 0.

>>

Book: Kerr's First p19- two part...
Source: SF Scottish Fiddlers handout
Transcription: Transcription, chords:Mike Long

>>

Captain Campbell

Strathspey

(Scotland)

Am G Am

3 1 - - 6 - - 3 0 3 3 - - 6 - - 3 1 - - 6 - 6 -
 - 0 0 1 - 0 1 - - - 0 1 - 1 0 - - 0 0 1 - 1 - -
 - - - - - - - - - - - 0 - - - - - - - - - - 1

G Am Am G

- - - - - 6 - - - - - 6 - 3 -
 - 1 - 1 0 0 1 0 - - - - - - - - - - 1 0 - 1
 0 - 3 - - - - - - - 4 4 3 1 0 - 1 0 1 3 1 0 - - - -

Am G Am Am G

- - - - - 6 - - - - - 6 - - - - - 6 - 3 -
 0 - - - - - - - - - - 1 - 1 0 0 1 0 - - - - - - - - - 1 0 - 1
 - 4 4 3 1 0 - 1 0 - 3 - - - - - - 4 4 3 1 0 - 1 0 1 3 1 0 - - - -

Am/C G Am G Am

6 - - - - - 6 - - - - -
 - 0 - - 1 - - - - - 1 - - 1 0 0
 - - 0 - 1 0 - 1 0 - 3 - - - - -

>>

Book: Kerr's First p9
 Source: Kerr's First p9
 Transcription: Transcription, chords:Mike Long

Captain MacKenzie

MacKenzie's Rant

Strathspey

(Scotland)

Am G Am

Am G Am Am

G Am Am (C) Am G Am

>>

Book: Kerr's Second p9

Kerr's Fourth p17

Source: Kerr's Fourth

Transcription: Transcription, chords:Mike Long

The Clachan

Strathspey

(Scotland)

D G D A D G A D

0 - 0 1 - 1 0 - - 2 - - 0 - 0 1 - 1 0 1 0 - - - 3 2 - -
- 2 - - 3 - - 2 0 - 1 1 - 2 - - 3 - - - - - 0 0

D G D A D G | 1

- - - 1 - - - - - 2 - - 0 0 - 0 1 1 - 1
4 2 0 - 0 3 5 4 2 0 - 1 1 - - 2 - - - 3 -

A D || 2 A G D G

- - - 3 2 - - - - - 3 2 1 0 - - - - -
0 1 0 - - - 0 0 - - - 2 1 0 - - -

>>

Book: Kerr's Fourth p10
 Source: Kerr's Fourth p10
 Transcription: Transcription, chords:Mike Long

Cutting ferns

The weary maid

Strathspey

(Scotland)

The musical score is presented in four systems, each with a treble clef staff and a guitar chord chart below it. The time signature is 4/4. The chords used are Am, G, (Em), and Em. Fingerings are indicated by numbers 1-3 on the strings. The score includes repeat signs and a double bar line with a repeat sign at the end of the second system.

System 1: Am G (Em) Am G
 1 0 0 - - - - - 3 - - 3
 - - - 4 3 1 3 1 0 - - - 0 1 - 0 0 - - - -
 - - - - - 4 3 1 3

System 2: Em G Am Am G (Em)
 - - - 1 - 1 0 0 - - - 3 - - 3
 1 0 - 3 - - - 3 1 0 - 1 0 - 0 1 - - - 1 0 1 1 -
 - 3

System 3: Am G Em G Am Am G
 - - - 3 - - - - - - - - - 3 - - 3
 - - 1 0 - 0 1 - - - 1 0 0 - - - 1 0 - 0 1 -
 1 0 - - - - - 0 1 0 3 - - - 3 1 0 - - - - -

System 4: (Em) Am G Em G Am
 - - - 1 0 1 1 - - - 3 - - - - - - - -
 1 0 - - - - 3 1 0 - 1 0 1 - - - 1 0 0
 -

>>

Book: Kerr's First p18
 O'Neill's 348
 Source: Kerr's First p18
 Transcription: Transcription, chords:Mike Long

Earl Grey

Strathspey

(Scotland)

A D A D E A D A

1 0 1 0 - - 0 - 2 - 1 - 2 1 0 6+ 1 2 0 1 0 - - 0 - 2

D (A) E A D A D E A D A

0 1 2 1 2 - 4 2 1 0 - - - - - 1 2 - 1 - - - - - 1 2 - 1 - - - - - 6+ - - - 2 1 0 1 0 - - 0 - 2 - 1 - 2 1 0 6+ 1 2 0 1 0 - - 0 - 2

D E A A D E A

0 1 2 1 2 - 4 - - - 4 - - - 2 - 1 - 0 - - - 1 - - - 1 6+ - 0 6+ 0 - 0 - 0 - 1 2 0 6+ 1 6+ - 0 6+ 0 - 0 - 0

D E A A D E A D A

0 2 1 2 - 4 - - - 4 - - - 2 - 1 - 0 - 0 - - - 1 - - - 1 2 - 1 - - - 6+ - - - 0 0 6+ - 0 6+ 0 - 0 - 0 - 1 - 2 1 0 6+ 1 - 0 1 0 - - 0 - 2

D (A) E

0 1 2 1 2 6+ 4 2 1 0 2 1

>>

Book: Kerr's Second p3

Source: Kerr's Second

Transcription: Transcription, chords:Mike Long

George the IV

Strathspey

(Scotland)

Am G Am (F)

1 - - - 6 - - - 1 - - 6 - - 3 - 1 - - - 6 0 1 6
 0 - 0 0 1 - 1 0 0 - 0 0 - 1 0 - 1 - 0 0 1 - - - -

G Am Am G Am

- 0 3 1 0 6 - - 3 - 6 - - - 6 - - 6 - - 6 - - - 6 - - 3 - 6 - - - - - -
 1 - - - - - 1 0 - 1 - - 0 - - - - - 1 0 - - 0 - - - 1 0 - 1 - - 0 - 1 - 0 - -
 - - - - - - - - - - 1 - 1 - 1 0 - - - - 1 - 1 0 - - - - - 1 - 1 - 1 - 2

Em G Am Am G Am (F)

- - - - - 6 - 3 - 6 - - - 6 - - 6 - - 6 - - 6 - - - 6 - - 3 - 6 - - - - - 1 -
 - - - - - - - 1 0 - 1 - - 0 - - - - - 1 0 - - 0 - - - 1 0 - 1 - - 1 - 0 1 - 0
 3 3 4 3 2 1 0 - - - - - 1 - 1 - 1 0 - - - - 1 - 1 0 - - - - - 1 - 0 - - - -

G

3 - - 3 1 0 6 - - - 3 - -
 - 0 - - - - - - - - - - - 1 0 - 1 - -
 -

>>

Book: Kerr's First p7
 Source: Kerr's First p7
 Transcription: Transcription, chords:Mike Long

Gillie Callum

Strathspey

(Scotland)

A G A A G A E
 0 0 2 0 - 1 - 3 0 0 2 0 - 2 0 - 2 0 - 1 - 3 0 0 2 - - 1 -
 - - - 0 - - - - - 1 - - - 1 - - - 0 - - - - - 1 0 - 1

A G A G A E
 0 0 2 - - - 1 0 0 2 - - - - - - - - - - - 3 - - - - - -
 - - - 1 3 0 - - - - 1 4 5 4 2 3 4 3 1 0 3 - - - - - 1 0 - 1

A G A G A E
 0 0 2 - - - 1 0 0 2 - - - - - - - - - - - 3 - - - - - -
 - - - 1 3 0 - - - - 1 4 5 4 2 3 4 3 1 0 3 - - - - - 0 - - - - 1 -
 - - - 1 3 0 - - - - 1 4 5 4 2 3 4 3 1 0 3 - - - - - 4 3 1 0 - 1

>>

Book: Kerr's First p5

Source: Kerr's First

Transcription: Transcription, chords:Mike Long

Gowrie

The lass of Gowrie

Strathspey

(Scotland)

The musical score is presented in three staves, each with a treble clef and a key signature of two sharps (D major). The time signature is 4/4. The first staff begins with a D chord and contains 12 measures. The second staff begins with a G chord and contains 12 measures, including a repeat sign. The third staff begins with a G chord and contains 12 measures, ending with a repeat sign. Chords are indicated above the notes: D, G, A, D, G, A, D, G, A, D, G, A. Fretting diagrams are provided below each staff, showing fingerings for each note.

>>

Book: Kerr's Fourth

Source: Kerr's Fourth

Transcription: Transcription, chords:Mike Long

Kye comes home

Strathspey

(Scotland)

Bm A F#m (A) Bm A F#m A Bm

- - - - - 2 1 2 - - - - - 2 - - - - - 2 1 2 - - - - - 2 1 2 - - - - -
 - 2 1 2 1 0 - - - - - 0 0 1 0 0 1 2 - 2 1 2 1 0 - - - - - 1 - 2 1 0 - - -
 0 -

D A (F#m) D Bm

0 1 - 2 1
 - - 0 1 2 1 0 1 0 1 2 - 0 1 2 1 0 - - - - - 2 1 0 - - - - -

F#m A Bm

2 -
 - 1 - - - - - - - - - - - 2 1 - - - - - 0 - - - - -
 - - - - - 0 -

>>

Book: Kerr's Fourth
 Source: Kerr's Fourth
 Transcription: Transcription, chords:Mike Long

Lord McDonald (old)

Strathspey

(Scotland)

D G A D

0 2 0 0 2 3 4 2 1 0 3 2 1 0 0 2 0 0 2 3 4 2 1 0

G D A (D) D

1 2 3 2 3 4 1 0 0 2 0 0 1 0 1 0 2

G D G D A (D)

3 1 1 2 1 2 1 3 2 0 0 1 0 1 0 2 3 0 1 0 3 2 1 0

D G A D

0 2 0 0 2 3 4 2 1 0 3 2 1 0 0 2 0 0 2 3 4 2 1 0

G D A (D) D

1 2 3 2 3 4 1 0 3 2 4 4 5 4 5 4 2

G D A (D)

3 5 5 6+ 5 6+ 5 3 2 4 4 5 4 5 4 2 3 5 3 2 4 2 1 0

>>

Book: Kerr's Fourth

Source: Kerr's Fourth

Transcription: Transcription, chords:Mike Long

>>

Miss Admiral Gordon's strathspey

Strathspey

William Marshall (Scotland)

0 3 3 3 3 3 0 3 - - - - 3 1 0 1 3 3 3 3 3 3 0 3 -
 - - - - - - - - - - - - - - - - 1 0 - - - - - - - - - - - - - - - - 1
 G C G C G C

- - - - - - - - - - - - - - - - 3 - - 6 - - 3 1 0 1 3 3 3 3 3 3 0 3 -
 - - - 1 - - - - - 1 - 1 0 - 0 1 - 1 0 - - - - - - - - - - - - - - - - -
 0 1 3 - 0 1 0 1 3 - 0 - 1
 G D G G C G G C G C G

- - - - 3 0 6 - 0 3 0 1 0 3 - - - 6 - - 3 1 0 6 - 0 3 0 1 0 3 -
 - 1 0 1 - - - 1 - - - - - 0 1 - - 1 0 - - - 1 - - - - - - - - - - 0
 0 - - - - - - - - - - - - - - - - 0 - - - - - - - - - - - - - - - - - -
 G D G Em Am C G C

- 6 - - - - - - - - - - - - - - - 6 - - - 6 - - 3 1 0 1 3 3 3 3 3 3 0 3 -
 1 - - - - - - - - - - - - - - - - 1 0 1 - 1 0 - - - - - - - - - - - - - - -
 - 0 1 2 3 0 1 2 1 2 3 2 1 0 1 0 - - - - - - - - - - - - - - - - - - 1
 G D G

- - - - - - - - - - - - - - - - 3 - - - - - - - - - - - - - - - - - -
 - 1 0 1 -
 0 -

Book: Fiddle music of Scotland
 Marshall's Vol 1 p16
 Discography: Jean Redpath something or other...
 Transcription: Transcription, chords:Mike Long

Miss Lyall

The cat that kittled in Jamie's wig

File na mon

Strathspey

(Scotland)

Am G Am

Am E Am Am G Am G

E Am Am G Am G Am G

Em G Am G Am

>>

Book: Kerr's First p5

Roche 2 n234 (hornpipe)

Source: Kerr's First p5

Transcription: Transcription, chords:Mike Long

Miss Montgomery

Strathspey

(Scotland)

The musical score is written in G major (one sharp) and 4/4 time. It consists of three systems of music. Each system has a treble clef and a key signature of one sharp (F#). The chords and fret numbers are as follows:

- System 1:** Chords: A, G, (D), A. Fret numbers: 2 1 - 1 - 1 - 3 1 0 - 0 - 0 - 2 0 1 - 1 - 1 - 3 1.
- System 2:** Chords: G, A, A. Fret numbers: 0 1 - 1 0 0 0 - 2 1 4 - 4 1 2 3 1.
- System 3:** Chords: G, (D), A, G, A. Fret numbers: 0 3 - 3 0 3 2 0 1 4 - 4 1 2 3 1 0 1 - 1 0 0 0.

>>

Book: Kerr's Fourth

Source: Kerr's Fourth

Transcription: Transcription, chords:Mike Long

Orange and Blue

Highland Scottische

(Scotland)

D G

A D G D

A D D

G D G D

G D A D

G D A D

>>

Book: Kerr's First p.20

Source: Kerr's First

Transcription: Transcription, chords:Mike Long

Rob an Lugi

Strathspey

(Scotland)

The musical score for 'Rob an Lugi' is presented in three staves. The key signature is G major (two sharps) and the time signature is 4/4. The first staff begins with a repeat sign and contains the first four measures. The second staff contains the next four measures, including a repeat sign. The third staff contains the final four measures. Chords are indicated by letters (A, G, D) above the notes. Fret numbers are indicated by numbers (0-4) below the notes, with some numbers appearing in pairs or groups to indicate specific fingerings or techniques like triplets and sixths.

>>

Book: Kerr's Second p8

Source: Kerr's Second p8

Transcription: Transcription, chords:Mike Long

Salmon tails up the water

Strathspey

(Scotland)

Chords: A, Am, G, A, E, G, A, G, A, G

Staff 1: A, Am, G, A

Staff 2: E, G, A, G

Staff 3: A, G

>>

Book: Kerr's Second p7

Source: Kerr's Second p7

Transcription: Transcription, chords:Mike Long

Stirling Castle

Strathspey

(Scotland)

D A D 1 G A 2

0 2 -0 -2 - - - 1 - 1 - 1 0 2 -0 -2 - - - 1 2 - - - - - 2 1 0
- - 0 - 0 - 0 0 2 -0 -2 - - - 0 - 0 - 0 - - - 0 1 2 3 2 1 0 - - -

G D G A

-
1 2 - - - - - - - - 0 - - - - - - - - - - 1 2 - - - - - 2 1 0
- - 0 1 2 3 2 0 0 - - 0 2 0 3 1 2 0 - - 0 1 2 0 - - -

D G A D D

-
0 2 0 3 1 2 0 - - 1 2 - - - - - - - - 0 - - - - - - - - - - 0 0 2 0 3 1 2 0
G A D G D A G A D A

G A D A

-
1 2 - - - - - 2 1 0 - - - - - - - - 3 2 3 - - - - - 3 2 3 1
- - 0 1 2 0 - - - 2 3 4 3 2 1 0 - - - - - - - 0 1 0 1 2 - 0 - - - -

>>

Book: Kerr's First p4
Source: Kerr's First p4
Transcription: Transcription:Richard Robinson(?), Chords:Mike Long

The thistle

Highland Schottische
Highland schottische

A D D E

- 1 1 - 1 1 2 - - - - - - - 0 2 2 1 2 2 - - - - - - -
2 - - 2 - - - 0 1 2 1 1 0 0 6+ - - - - - - - 2 - - 2 1 0 6+ 1 2
- 0 - - - - - 1 - - -

A D (A) E A

- 1 1 - 1 1 2 - - - - - - - 1 2 - - - - - - - - - - - - - - - -
2 - - 2 - - - 0 1 2 1 1 0 0 - - 6+ 6+ 1 0 1 2 1 2 - - 2 1 0 1 0 6+ 0 0
- 0 - - - - - 0 - - - - - 0 - - - - -

A D A E

-
2 - - 2 - - 2 - - 2 0 0 - - - - - 6+ 6+ - - - - - 2 1 1 2
- 1 1 - 1 1 - 1 2 1 - - - - - 0 2 2 - - - - - 1 1 2 1 - - - - -
- 4 2

A D (A) E A

- - - - - - - - - - - - - - - - - 1 2 - - - - - - - - - - - - - - -
- - 2 - - 2 - - 2 0 0 - - 6+ 6+ 1 0 1 2 1 2 - - 2 1 0 1 0 6+ 0 0
1 2 1 - 1 2 1 - 1 2 1 - - - - - - - 0 - 0 - - - - - 0 - - - - - - -

Book: Kerr's First p19
Source: Kerr's First p19
Transcription: Transcription, chords:Mike Long

>>

The West Adam St. Club

Schottische
Highland schottische

J.McKenzie (Scotland)

D D A D G D A D

0 2 - - 2 - 2 - 0 2 - - 2 - 2 1 0 2 - - 2 - 2 - 2 3 - 3 2 - 2 1 2 3 2
 - - 0 - - 0 - 0 - - - 0 - - 0 - - - - 0 - - 0 - - - 1 - - 0 - - - -
 - - - 0 - - - - - - - 0 - - - - - - - 0 - - - - - - - - - - - - - - -

D D G A D G G D G D A D

- - - 2 - 2 - - - - - - - - - - 3 2 3 - 2 - 1 3 2
 - 1 0 - 0 - 0 - - 1 0 - - - - - 2 - 0 1 0 - - - 1 - 0 - - - -
 0 - - - - - - 0 - - 2 3 2 1 2 1 - 0 - - - - - - - - - - - - - - - -

D D G A D A G D G D A D

- - - 2 - 2 - - - - - - - - - - 3 2 3 - 3 2 - 2 1 2 3 2
 - 1 0 - 0 - 0 - - 1 0 - - - - - 2 - 2 1 - 1 0 - - - 1 - - 0 - - - -
 0 - - - - - - 0 - - 2 3 2 1 0 2 0 - 1 - - 0 - - - - - - - - - - - - - - -

>>

Book: Kerr's Second p24
 Kerr's Second p24
 Transcription: Transcription, chords:Mike Long

Willie was a wanton wag

Happy we've been a the-gither

Strathspey

(Scotland)

The musical score is written in D major (two sharps) and 4/4 time. It consists of three staves of music. Chords are indicated above the notes, and fret numbers are indicated below the notes. The first staff has chords D, D, G, D. The second staff has chords A, D, D, A, D. The third staff has chords D, A, G, D, A, D, A, D. The fret numbers are as follows:

Staff 1: 2 0 0 1 0 2 0 0 1 0 2 0 0 1

Staff 2: 4 0 2 1 0 0 3 2 4 1 2 0 1 2 0

Staff 3: 2 4 1 2 1 0 3 2 4 1 2 0 1 2 3 4 2 1 0 0

>>

Book: Kerr's Second p24

Kerr's Third p42

Kerr's Fourth p9

Source: Kerr's Fourth p9

Transcription: Transcription, chords:Mike Long

Alexander's hornpipe

Bryne's favorite hornpipe

Hornpipe

(Ireland)

D G D

A D G D

A D

G A D

G A D

>>

Book: Kerr's Second p 41

Source: Richard Darsie's web page

Transcription: Transcription, chords:Mike Long

Bantry Bay

The Union hornpipe
The little stack of wheat

Hornpipe

(Ireland)

The musical score is written for guitar in the key of D major (one sharp) and 4/4 time. It consists of four systems of music, each with a treble clef staff and a guitar chord diagram below. The first system starts with a repeat sign and a 3-measure rest. The second system ends with a first ending bracket. The third system has a 2-measure rest. The fourth system has first and second ending brackets. Chords include G, C, Am, D, G, Em, and C. Fingerings are indicated by numbers 1-3.

>>

Book: Roche 2 n219- sort of...

O'Neill's 1573

Irish Traditional Music Session Tunes 1 p14

Source: My arrangement from various sources

Transcription: Transcription, arrangement, chords:Mike Long

The Belfast hornpipe

Hornpipe

(Ireland)

G C Am D

3 4 5 3 0 - - - 3 1 - - - 6 1 - - - 6 2 0 6 - - -

- - - 1 - 1 - - - - - 0 - - - - - 0 - - - - - 0 - - - - - 1 0

G D G C Am D

3 - - 6 - - - - - 3 - - - - - 6 1 - - - 6 2 0 6 - - -

- 0 1 - - - - - - - - 1 - 1 - - - - - 0 - - - - - 0 - - - 1 0

- - - 0 3 4 5 3 0 - - - 0 3 2 1 - - - 1 0 - - - - - - - -

G D G A

3 - 3 - - - - - 6 - - - - - 6 0 1 6

- 1 - - - - - 4 3 1 - - - 0 6+ 0 1 - - -

D A D A

- - - - - 6 - - - - - 2 0 - - - 6 - - - 6

0 1 2 3 4 5 4 3 1 - - 3 2 1 2 0 - - - 4 3 1 - - 0 6+ 0 1 - -

D A

- - - - - 6 -

0 1 2 3 4 5 4 3 1 - - 3 2 1 0 2 0

D A C

- - - - - 6 - - - - - 6 - - - - -

0 -

>>

Book: O'Neill's 1647

Source: O'Neill's 1647

Transcription: Transcription, minor arr., chords:Mike Long

>>

The belles of Clonallan

The belle of Claremont

Miss Brown's fancy

Hornpipe

(Ireland)

D Em G A

0 0 0 0 2 - 2 - 2 - 2 - 2 - 2 1 1 1 1 3 - 3 - 3 - 3 - 3 2 1
 - - - - 0 - - 0 - - 0 - - - - - - 1 - - 1 - - 1 - - -
 - - - - - 0 - - - 0 - - - 1 - - 1 - - 1 - - -

D Em A D

0 0 0 0 2 - 2 - 2 - 2 - 2 - 2 1 - - - - - - - - - -
 - - - - 0 - - 0 - - 0 - - - - - - 2 - - - - - -
 - - - - - 0 - - - 0 - - - - 3 2 3 1 0 - 1 0 0 0

D A

- - - - - - - - - - - - - - - - 2 0 0 2 0 - 0
 2 0 0 2 0 4 0 2 0 0 2 4 1 0 - - - - 1 -

A (G) D D (A) G A

2 0 0 2 - - - - - - - - - - - - 0 1 - - - - - 2
 - - - - 1 3 2 1 2 0 0 2 0 4 0 2 0 0 2 4 - - 5 4 3 2 1 0 -

D

0 0 0

>>

Book: Kerr's Second p36
 O'Neill's 1580
 Kerr's Second p 39
 O'Neill's 1714
 Source: O'Neill's 1714
 Transcription: Transcription:A.LEE WORMAN, chords:Mike Long

The Blackbird

Hornpipe

D G D C (G)

0 1 2 2 - 3 2 0 - - - - - 6 - 2 3 3 2 3 2 0 1
 - - - - - 0 - - - - - 0 1 2 1 0 0 - - - - - - - - - - -
 D C D G D D C

2 - 2 3 - 3 2 2 - 3 2 0 - - - - - 6 - 3 - - 6 - 3 6 - 3
 - 0 - - 0 - - - 0 - - - - - 0 - 0 - - 0 - - 0 - -
 - - - - - - - - - - - 0 1 2 1 0 0 - - - - - - 0 - - - - -

D D G

2 0 0 0 - - - - - 3 - - - - - - - - - - - 2
 - - - - - - - - - - - 0 1 2 0 1 2 3 2 1 - -
 D A D G D C D A D

- - - - - 0 - 2
 0 - 2 - - - - 0 - 2 0 1 2 3 2 1 0 2 4 3 2 3 1 2 3 4 2 3 1 2 0 1 -
 D A D C D

- - - - - 3 - - - - - 6 - 3 6 - 3 2 0 0 0
 - - - - - 0 - 0 - - 0 - - 0 - - - - -
 0 0 1 2 0 - - - 0 - - - - - - - - - - -

>>

Source: Henrik Norbeck's abc files
 Discography: De Dannan 1
 Transcription: Transcription:Henrik Norbeck(?), chords:Mike Long

The boys of Bluehill

The beaux of Oak Hill

Hornpipe

(Ireland)

2 - - - 2 - 0 2 -
 - 0 1 0 - 0 - - 0 1 0 1 2 - - - - - - - - - - - - - - - -
 -

D G D G A D A

3

- - - - - 1 - 1 0 1 0 - 0 - - 0 1 0 1 2 - - - - - - - - - - -
 0 2 1 0 - 0 - 0 1 0 1 2 4 3 2 1 3 2 1

D D

- - - - - 2 -
 0 0 - 0 2 3 4 2 0 2 4 3 2

G D A D G D

3

- 2 - 0 2 -
 1 2 3 4 5 4 3 2 4 3 2 1 3 2 1 0 2 1 0 - - 0 - 0 1 0 - 0 - - 0

G A D A D

-
 1 0 1 2 - 2 -
 - - - - - 0 1 0 1 2 4 3 2 1 3 2 1 0 0 - 0

>>

Book: Kerr's second p.36
 O'Neill's 1700
 Roche 3 n183
 Source: As per local Sessions...
 Transcription: Transcription, arrangement, chords:Mike Long

Byrne's hornpipe

Tommy Hill's favorite

Hornpipe

(Ireland)

Chords: D G A D

Chords: G A D G A D A

Chords: D A D A

Chords: D G D A G A D

Chords: G A D A D A D

>>

Book: O'Neill's 1638

Source: O'Neill's

Transcription: Transcription:Nick Terhorst, chords:Mike Long

Callaghan's

Hornpipe

The musical score is written in treble clef with a key signature of one sharp (F#) and a 4/4 time signature. It consists of five staves of music. Chords are indicated by letters (G, D, C, Am) above the staff lines. Fret numbers are written below the staff lines, often with dashes indicating rests. Some notes have a '3' above them, indicating a triplet. The score includes repeat signs and a double bar line with repeat dots. A double arrow '>>' is located to the right of the third staff.

Staff 1: Chords G, D, G. Fret numbers: 0 1 6, 0 1 6 3 1 1, 0 2 1 0 2 2, 3 3 2 3 1 1, 0 0.

Staff 2: Chords G, G. Fret numbers: 3 0 0 3 2 1 0, 6 3 1 1 0, 0 2 1 0 2 0, 3 3 2 3 0 6.

Staff 3: Chords Am, D, C, G, D. Fret numbers: 3 3 2 3 6, 0 1, 0 3 3 0 3 3, 0 3 2 3 1 0 0, 6 1 0.

Staff 4: Chords C, G. Fret numbers: 1 4 4 2 3 2 1 0, 0 1 3 3 2 3 1, 0 6 3 0 2 1 0 2 0.

Staff 5: Fret numbers: 3 3 2 3 0, 6 3 3 2 3 6, 0 1.

Transcription: Transcription:Henrik Norbeck (?),slight rearrangement, chords:Mike Long

Cronin's rambles

Hornpipe

(Ireland)

1 0 6+ 0 1 2 0 1 2 - - - - - 2 - - - - - 6+ - - - - - 2 0 - - - - -
 - - - - - 0 - 0 2 1 0 1 2 - 4 1 - - 0 2 1 0

2 0 1 6+ - - 6+ - 0 6+ 0 1 2 0 1 2 - 2 - - - - - 6+ - - 2 0 - 1 6+ 1
 - - - - - - - - - - - - - - - 0 - 0 2 1 0 1 2 - 4 1 - - 0 - - - -

0 0 0 0 0 2 - 6+ - - 2 -
 - - - - - 1 - 4 1 - 1

6+ - - - - - 6+ - - - 2 0 - - - 2 0 1 6+ - - 6+ - 0 2 - 6+ - - 2 0
 - 1 2 0 1 2 - 1 4 1 - - 0 2 1 0 - - - - - 1 - 4 1 - -

6+ - - - - - 6+ - - 2 0 - 1 6+ 1 0 0 0
 - 2 0 2 1 1 2 - 4 1 - - 0 - - - - -

>>

Book: O'Neill's 1622
 Source: O'Neill's 1622
 Transcription: Transcription, chords:Mike Long

The Cuckoo's nest 1

Hornpipe

(Ireland)

3 - - 3 1 3 - 3 1 3 - - 3 2 1 2 3 - 2 0 2 - 2 0 2
 - 0 1 - - 1 - - 1 0 - - - 0 - - 0 - -
 -

Em G G D
 - 3 2 1 0 1 2 3 2 3 1 - - - - 3 - - 6 - - 3 2 1 0 1 2 -
 0 - - - - - - - - - - - - - - 1 - 1 - - 1 0 - - - - - 0
 - - - - - - - - - - 3 2 1 0 - 0 - - - - - - - - - -

Em Em
 3 1 1 3 - - - - - - - - - - - - - - - -
 - - - - - 0 1 - - - - - 1 1 2 3 1
 -

G D Em
 - 1 1 - 1 0 1 - - - - - - - - - - - - - - - -
 0 - - 0 - - - 0 1 2 4 1 2 0 - - - 1 - - - - - -
 - - - - - - - - - - - - - - - - - 1 1 2 3 1

G D Em
 - - 3 - - 6 - - 3 2 1 0 1 2 - 3 1 1
 - 1 - 1 - - 1 0 - - - - - - - 0 - - - -
 0 - - - 0 - - - - - - - - - - - - - - - -

>>

Book: O'Neill's 1733
 Source: O'Neill's 1733
 Transcription: Transcription:Bob Safranek, chords:Mike Long

Dan Sullivan's favourite

Hornpipe
APB Sean Ryan

(Ireland)

3 0 3 - - 3 2 3 - - 6 - - - - - - - 6 - - 6 - 3 1 2 3 - - 6 - - - - -
 - - - 1 0 - - - 0 1 - - - - - - - 1 - - - 0 - 1 0 - 1
 - - - - - - - - - - - 0 3 3 3 0 - - 0 1 - - - - - - - - - 0 -

3 0 3 - - 3 2 3 - - 6 - - - - - - - 6 - - 6 - 2 3 - - 2 3
 - - - 1 0 - - - 0 1 - - - - - - - 1 - - - 0 - - - 1 0 - -
 - - - - - - - - - - - 0 3 2 3 0 - - 0 1 - - - - - - - - -

3 - - 2 3 2 3 - - - 3 2 - - - - - - - 6 - - -
 - 1 0 - - - - - - 0 1 0 - - 0 - - - - - - - - -
 - - - - - - - - - - - - - - - 0 1 2 1 0 - 0 0

- - - - - - - - - - - - - - - 3 2 - - - - - 6 - - -
 - 0 0 - - - - - - 0 0 - - - 0 1 0 - 0 - - - - -
 1 - - 3 2 1 0 1 - - 3 2 1 0 - - - - - 0 1 2 1 0 - 0 2 3

- - - - - - - - - - - - - - - 6 - - - - - 6 - 6 - 6 - - - -
 - - - - - - - - - - - - - - - 0 2 1 - 0 - - - - 1 - 1 0 1 0
 4 5 4 3 4 3 2 3 2 1 2 1 0 1 0 - 0 - - - - - - -

>>

Source: Sean Ryan: Take the Air
 Discography: Sean Ryan: Take the Air
 Transcription: Transcription:?, chords:Mike Long

The dance of the honeybees

Hornpipe
APB Altan

Charlie Lennon (Ireland)

D G A G

3

0 - 3 2 2 1 0 2 - 2 3 - 2 3 1 1 2 3 2 3 - - - -
- - - - - 0 - - - - - 0 - - - - - 0 1 2 - - - -
- 0 1 0

A D G A G

3

- - - - - 3 1 2 1 2 0 2 - 2 3 - 2 3 1 1 2 3 2 3 - - - -
2 - - - 2 0 - - - - - 0 - - 0 - - - - - 0 1 2 - - - -
- 0 1 0 - 0 1 0

A D D

3

- - 3 1 0 -
2 0 - - - - - 0 1 2 - - 0 - 0 - 0 - 0 - 0 - 0
- - - - - - - - - - - 0 - 4 - 2 - 0 -

Em A D

3

- - - 2 0 1 2 -
1 2 - 0 - - - - 0 1 - - - - - 2 - - - - - 0 - 0 - 0 - 0
- - 0 - - - - - - 1 1 0 1 2 1 0 - 0 1 2 3 4 3 2 1 0 - 4 - 2 - 0 -

G A D

3

- - - 2 0 1 2 - - - - - - - - - - - - - 3 1 0
1 2 - 0 - - - - 0 1 - - - - 2 - - - - 2 0 - - -
- - 0 - - - - - - 1 1 0 - 0 1 0 - - - - -

>>

Source: Altan: Blackwater
Discography: Altan: Blackwater
Transcription: Transcription, minor arr.,chords:Mike Long

Dunphy's

Hornpipe

(Ireland)

The musical score is written for guitar in G major and 4/4 time. It consists of five systems of music, each with a treble clef staff and a corresponding line of fret numbers. Chords are indicated above the staff.

System 1: Chords: G, Am, D. Fret numbers: 0 1 2 3 0 - 0 3 - - - - - 6 - 3 2 - 2 0 3 2 3 - 6

System 2: Chords: G, D, G, Am, D. Fret numbers: - - 3 - 2 3 2 1 0 3 0 - 0 3 - - - - - 6 - 3 2 - - - 6 - 0 2

System 3: Chords: G, G. Fret numbers: - 3 3 2 3 - 6 - 6 - - - - - 1 - 0 3 0 - 0

System 4: Chords: Am, D, G. Fret numbers: - - - - - 1 - - - - - 1 - - - - - 2 - - - - - 6 - - - 3 6

System 5: Chords: C, D, G, D, G. Fret numbers: - 6 - 3 2 - 2 0 2 3 - - - 6 - 0 2 - 3 3 2 3

>>

Book: Ceol Rince 2 n301
 O'Neill's 1560
 Roche 3 n167
 Source: My arrangement from various sources- mainly O'Neill's
 Transcription: Transcription, arrangement, chords:Mike Long

The echo

Hornpipe

(Ireland)

The musical score consists of five staves of music in the key of D major (two sharps) and 4/4 time. The chords and fingering numbers are as follows:

- Staff 1:** Chords: D, D, G, A. Fingering: 2 1 0, 2 0 0, 0 2 1, 0 2 1 2, 0 2 0 2.
- Staff 2:** Chords: G, A, D, D, A, G, D. Fingering: 2 3 4 1 2 0, 2 1 0, 0 2 1 0, 0 2 1 0, 3 2 3 5 4 2 0 2.
- Staff 3:** Chords: A, D, G. Fingering: 1 0 1 2 0, 0 3 3 2 3 5 3 3 2 3.
- Staff 4:** Chords: A, G, A, G. Fingering: 3 4 3 5 3 4 3 2 3, 0 2 0 2, 2 3 4 1 2 0, 0 3 3 2 3 5 3 3 2 3.
- Staff 5:** Chords: G, D, A, D. Fingering: 3 4 3 5 3 4 3 2 4, 3 2 3 5 4 2 0 2, 1 0 1 2 0.

>>

Book: O'Neill's 2 p.175
 O'Neill's 1605
 Source: O'Neill's 1605
 Transcription: Transcription, chords:Mike Long

The Fairy Queen

Hornpipe

The musical score consists of five staves of music in the key of D major (two sharps) and 4/4 time. Each staff includes a treble clef, a key signature of two sharps, and a common time signature. The music is written in a style that includes guitar-style fretboard diagrams (fingerings) and chord names (D, A, G, Em) placed above the notes. The score includes repeat signs and a double bar line at the end of the fifth staff.

Chord progression: D (A) D D G Em (first staff); D (A) D D G Em (second staff); D D A (third staff); D G A D A (fourth staff); G A D G A D (fifth staff).

>>

Book: The Irish Fiddle Book p110
 Ceol Rince 3 n230
 Source: Richard Darsie's web page
 Transcription: Transcription, chords:Mike Long

Father Dollard's hornpipe

Hornpipe

(Ireland)

The musical score is arranged in five systems, each with a staff of music and a corresponding line of guitar tablature. The key signature is two sharps (D major) and the time signature is 4/4. The tablature includes various techniques such as fretted notes, rests, and triplets. Chords are indicated by letters D, A, and G, with a tilde (~) indicating a specific voicing or fingering. The piece concludes with a double bar line.

>>

Book: O'Neill's 1669

Source: O'Neill's 1669

My arrangement from various sources

Transcription: Transcription, arrangement, chords: Mike Long

Fisher's hornpipe

Blanchard's hornpipe

The blacksmith's hornpipe

Hornpipe

(Ireland)

Chord diagrams and fret numbers for each system:

System 1: D (0 1 2 3), G (0 2 3 1 0), D (0 2 0 3), G (0 2 0 3), D (0 2 0 3), G (0 2 0 3)

System 2: D (0 1 2 3), A (2 1 0 2 1), D (0 1 2 3), G (0 2 3 1 0), D (0 2 0 3), G (0 2 0 3), D (0 2 0 3), A (0 2 1 0 1)

System 3: D (0 0 0), A (2 0 1 2 0 2), Em (1 0 2 1 0 0), A (1 2 3 1), G (3 0 3 3 1 1)

System 4: D (0 2 0 2 2), G (1 2 1 0 3 2), A (3 2 1 0 0 0), D (0 0 0)

>>

Book: The Skye Collection p172

Joyce, P. W.; "Old Irish Folk Music and Songs" n103

Kerr's First p42

O'Neill's 1576

Source: My arrangement from various sources

Transcription: Transcription, arrangement, chords:Mike Long

>>

The flowers of Edinburgh

Hornpipe

(Scotland, Ireland)

3 1 0 0 1 3 3 - 3 - - 6 - - 3 2 3 1 2 0 1 2 3
 - - - - - - - 0 1 - 1 - - 1 0 - - - - -
 - - - - - - - 0 - - - - -

D C G C G D

- 2 - 2 1 3 1 0 0 1 3 3 - 3 - - - - - 6 - - 3 2 3 -
 0 - - - - - - - 0 1 - 1 - - - - - 1 0 - - - 0
 - - 0 - - - - - - - - - - - 0 1 2 3 1 0 - - - - -

G G

- 3 3 - - - - - - - - - - -
 1 - - - - - 0 1 2 3 3 2 3 5 4 3

D C Em G

- - - - - - - - - - - - - - - - 3 - - - 6 -
 - - - - - - - - - - - - - 1 - - - - - - 1 - 1 - 1 - -
 2 2 1 2 4 3 2 1 0 1 2 3 2 1 0 - 1 1 3 2 1 0 - - - 0 - - 0

C D G

- - - - - - - - - 6 - - - 3 2 3 - - 3 3
 - - - - - - - - - 1 0 - - - 0 1 - - -
 1 0 1 2 3 3 1 0 - - - - - - - - - - -

Book: O'Neill's 1746
 Kerr's First p23
 Source: O'Neill's and memory
 Transcription: Transcription, arrangement, chords:Mike Long

The flowing tide

Hornpipe

The musical score consists of five staves of music. Each staff begins with a treble clef, a key signature of one sharp (F#), and a 4/4 time signature. The music is written in a single melodic line. Chord symbols are placed above the staff at various points: G, C, D, G, C, D, G, C, D, G. Fingering numbers (0-3) are written below the notes to indicate fingerings. There are several triplet markings (indicated by a '3' over a group of notes) and repeat signs (double bar lines with dots) in the third staff. The score ends with a double bar line and repeat dots.

>>

Source: Richard Darsie's web page
 Transcription: Transcription, chords:Mike Long

The Galway hornpipe

Hornpipe

(Ireland, Scotland)

D A (G) D

2 1 0 2 - - - 2 0 - 0 1 2 3 2 1 0 2 - - - - -
 - - - - - 0 0 - - - 2 - - - - - - - - - 0 2 - - - - -
 - - - - - 0 - - - - - - - - - - - - - - - - 0 0 2

G A D A G D A

- - - - - 3 2 1 0 2 - - - 2 0 - 0 1 2 3 - 3 2 3 - - - - - 3 2 1
 - - 2 1 0 1 0 - - - - - 0 0 - - - 2 - - - 0 - - - 0 - 2 1 0 1 0 - - -
 1 0 - - - - - - - - - 0 - - - - - - - - - - - 0 - - - - - - - - -

D A D D

0 1 0 1 0 - 2
 - - - - - 2 - - - - - 0 1 2 1 2 3 2 1 0 2
 - - - - - - - - - - - 0 1 2 3 2 1 0 -

G A (G) A D

- - - - - 1 0 1 2 1 1 2 - - - - - 2 1 0 2 - - - 0 1 2 - 2 - - - 0 -
 - - - - - 0 1 0 1 2 1 0 - - - - - 1 4 - - - 0 - 0 1 2 0 - - -
 -

G D A D A D

3 2 3 - - - - - - - - - - - - - - - 3 2 1 0 1 0 - 1 0
 - - - - - 0 1 - 2 1 0 2 1 0 1 0 - - - - - 2 - - -
 - - - - - 0 - - - - - 0 -

>>

Source: My arrangement from various sources
 Transcription: Transcription, arrangement, chords:Mike Long

The goodnatured man

Hornpipe

(Ireland)

The musical score is written for a Hornpipe in G major, 4/4 time. It consists of five staves of music. The first staff begins with a G chord and contains the first two measures. The second staff continues with D and G chords. The third staff includes a repeat sign and a G chord. The fourth staff features C, (Am), D, G, and D chords. The fifth staff concludes with C, D, and G chords. Fret numbers are provided below the notes on each staff to guide the player.

>>

Book: O'Neill's 1620

Source: O'Neill's

Transcription: Transcription, chords:Mike Long

The harvest home

Hornpipe

(Ireland, Scotland, England)

D (G) A (G)
 - 2 0 - 2 - 0 - 2 - - - - - 2 1 0 - 0 - 0 - 0 - 0
 0 - - 0 - 0 - 0 - 0 0 1 2 1 0 - - 1 - 2 - 3 - 2 -
 A D (G) A
 3 3
 - - - - - 3 2 1 0 - 2 - 0 - 2 - - - - - 2 1 0 - 0 - 0 - 2 -
 - - - 2 1 0 1 0 - - - - 0 - 0 - 0 - 0 0 1 2 1 0 - - 1 - 2 - 3 1 - 1
 1 2 1 0 - - - - -
 D/G D A
 - - - - - 2 - - - - 2 - - 0 0 - 0 0
 0 0 - 0 - 2 - 0 1 - - 2 - -
 (G) A (G) A D
 3 3
 - - - - - 3 2 1 0 - 2 - 0 - 2 - - - - 2 1 0 1 0 - - - 0 - 0 - 0 - 0
 - 0 - 0 - 0 0 - 0 - 0 - 0 - 0 - - - 2 1 0 1 0 - - - 0 - 0 - 0 - 0
 3 - 2 - 1 - - 1 - 2 - 3 - 2 - 1 2 1 0 - - - - -
 (G) A D/G D
 - - - - - 2 1 0 - - - - 2 - - - 2 - -
 0 1 2 1 0 - - - 1 - 2 - 3 1 - 1 0 0 - 0

>>

Book: O'Neill's
 Source: Richard Robinson
 Transcription: Transcription:Richard Robinson(?), Chords:Mike Long

The Harvey Street hornpipe

Hornpipe

Am (G) C (D) Am (C)

D/G (Em) Am (G) C (D) Am (C)

D/G (Em) Am Am (G)

C (D) Am (C) D/G (Em) Am (G)

C (D) Am (C) D/G (Em) Am

>>

Source: Richard Darsie's web page
 Transcription: Transcription, chords: Mike Long

The home ruler

Hornpipe

Frank McCollum (Ireland)
Ballycastle

The image displays a musical score for the hornpipe 'The home ruler' by Frank McCollum. The score is written in treble clef with a key signature of two sharps (F# and C#) and a 4/4 time signature. It consists of six systems of music. Each system includes a staff of music with notes and rests, a set of guitar chords above the staff, and a fretboard diagram below the staff. The fretboard diagrams use numbers 0-2 to indicate fingerings on the strings. The chords used are D, G, A, and Bm. The score includes various musical notations such as triplets and repeat signs. A double arrow '>>' is located to the right of the third system.

The image shows a musical score for guitar in G major. It consists of a single melodic line on a treble clef staff. The key signature has two sharps (F# and C#). The score is divided into three measures by a double bar line with a repeat sign. Above the staff, chords are indicated: A and D for the first measure, G for the second measure, and A and D for the third measure. Below the staff, fret numbers are provided for each note. The first measure has notes G4 (fret 2), A4 (fret 1), B4 (fret 2), C#5 (fret 0), and D5 (fret 0). The second measure has notes D5 (fret 1), E5 (fret 2), F#5 (fret 1), G5 (fret 0), A5 (fret 1), B5 (fret 0), C#6 (fret 1), and D6 (fret 0). The third measure has notes D5 (fret 0), E5 (fret 2), F#5 (fret 1), G5 (fret 2), A5 (fret 1), B5 (fret 2), and C#6 (fret 0).

Source: My arrangement from various sources

Transcription: Transcription, arrangement, chords:Mike Long

>>

Jack's delight

Hornpipe

(Ireland)

The musical score consists of five staves of music in G major (one sharp) and 4/4 time. Each staff includes a treble clef, a key signature of one sharp (F#), and a 4/4 time signature. The notes are written on a five-line staff. Below each staff is a fretboard diagram consisting of two rows of numbers (0-3) representing fret positions for the left hand. Above the notes, chord names (D, A, G, E) are indicated for specific measures. The score includes a repeat sign in the third staff.

>>

Book: Kerr's First p45

Source: Kerr's First p45

Transcription: Transcription, chords:Mike Long

Jack's the lad

The college hornpipe
The sailor's hornpipe

Hornpipe

(Ireland)

The musical score consists of five systems, each with a treble clef staff and guitar tablature below. Chords are indicated above the staff. The key signature is one sharp (F#) and the time signature is common time (C).

- System 1:** Chords G and Am. Tablature includes triplets and sixteenth notes.
- System 2:** Chords D, G, C, C, D, G, D. Tablature includes sixteenth notes and triplets.
- System 3:** Chords G and G. Includes a repeat sign. Tablature includes triplets and sixteenth notes.
- System 4:** Chords C, A, D, G, C. Tablature includes sixteenth notes and triplets.
- System 5:** Chords C, D, G, D, G. Tablature includes sixteenth notes and triplets.

>>

Book: Fiddler's Fakebook

O'Neill's 1737

Source: 1 My arrangement from various sources

2 O'Neill's

Transcription: 1 Transcription, arrangement, chords:Mike Long

2 Transcription:Bob Safranek, chords:Mike Long

Jacky Tar

Jack A Tar

The Cuckoo's nest

Hornpipe

Em G D

Em C G Em D

Em Em

D Em C G

Em D Em

>>

Book: O'Neill's 1733 "1st Setting" played BA
 Kerr's First p45
 Source: tunesf~1.abc
 Kerr's First p45
 Transcription: Transcription, chords:Mike Long

Jolly butchers

The tailor's twist

Captain Moss's hornpipe

Hornpipe

(Ireland)

The musical score consists of five staves of music in the key of D major (two sharps) and 4/4 time. Each staff includes a treble clef, a key signature of two sharps, and a 4/4 time signature. The music is written in a single melodic line. Below each staff, guitar chords are indicated by letters (D, G, A) and fret numbers are provided for each note. Some notes are marked with a '3' for triplets. The score includes repeat signs and a double bar line with repeat dots. The fret numbers are as follows:

Staff 1: 2 1 0 - 2 0 - 2 - - - 1 - - - 2 - - - - - 2 1 - - -

Staff 2: 3 3 - - - 3 2 1 0 - 2 0 - 2 - - - 1 - - - 2 - - - - - 2 1 - - 2

Staff 3: 0 0 - 0 2 3 4 6+ 4 2 0 1 2 3

Staff 4: 5 4 3 2 1 - - 1 3 2 3 1 - 0 1 2 3 4 3 2 3 2 1 3 2 1 0 2 1 - 0 - - -

Staff 5: 1 - - - 2 - - - - - 2 1 - - 2 1 - - 2 - - 2 - -

>>

Book: Kerr's Third p 35
 Ceol Rince 3 #213
 Music from Ireland Vol. 3
 Roche 2 n208
 Source: Kerr's Third p 35
 Transcription: Transcription, minor arr., chords: Mike Long

The jolly little boy

Hornpipe

(Ireland)

D (A) G A D

0 1 2 2 0 3 2 1 0 3 1 2 0 1 0 0 2 1 3 2 3 1

A G D (A) G A D (G)

0 2 0 1 0 2 1 3 2 0 2 3 2 1 0 0 1 2 0 1 0 0 2 1 3 2 3 1

A D D A

0 2 1 0 0 1 2 2 0 2 1 0 0 2 1 0

D G D A E A D A

0 2 4 2 3 2 3 1 0 0 2 1 1 0 6+1 0 0 1 2 0 0 2 1 0

D G D G A D

0 2 4 2 3 2 3 1 4 2 3 1 2 0 1 2 0 3 2 1 0

>>

Book: O'Neill's 1716
 Source: O'Neill's 1716
 Transcription: Transcription, arrangement, chords:Mike Long

The Kildare fancy

The Union hornpipe

The Dundee hornpipe

Hornpipe

(Ireland)

D G

2 0 2 - 2 - - - 2 - - - - - 1 0 1 0 - 0 - - - 2 1 0 1 - - - - - 2 3 1 2 0

0 - - - - - 0 - - - - - 2 1 0 - - - - - 2 3 1 2 0

A D G

2 1 0 - 1 0 - - - 0 - - 1 0 1 0 - 0 - - - 2 1 0 1 - - - - - 2 3 1 2 0

1 0 - - - 0 - - - - - 0 - - - - - 0 - - - - - 2 1 0 - - - - - 2 3 1 2 0

A D (G)

2 0 1 2 - - - - - 0 1 2 0 - 0 0 - - - 2 1 0 - - - - - 2 1 0 2

1 - - - - - 0 0 1 2 0 0 - 0 0 1 2 1 0 - 0 1 2 0 - 0 - 0 - - - 2

D A (G) A D

0 - 2 - - - 2 - - 0 0 - 0 0 - - - 2 1 0 - - - - - 2 - 1 - 0 - 2

0 - 0 2 0 - 0 1 - - 2 - - 1 2 1 0 - - - 0 1 2 0 - 0 - 0 - - -

D A (G) A D

0 - - - - - 2 - - - 2 - - 0 - 0 - 0 0 - - - 2 1 0 - - - - - 2 - 0 1 2 -

- 0 - 0 2 0 - 0 1 - 2 - 3 - 2 - 1 - - - - - 0

>>

Book: O'Neill's 1559

Kerr's Second p39

Kerr's Third p36

Source: O'Neill's 1559

Transcription: Transcription, chords:Mike Long

>>

Kitty's wedding

Smith's delight

Smith's reel

The hauling home

Hornpipe

(Ireland)

The musical score is written for a hornpipe in D major and 4/4 time. It consists of five staves of music. Each staff has a guitar-style fretboard diagram below it, showing fingerings for the right hand. The diagrams use numbers 0-4 for frets and dashes for open strings. Chord names (D, A, G) are placed above the notes they represent. The score includes repeat signs and a double bar line at the end of the fifth staff.

Staff 1: D G D G D G D
Staff 2: D A D G D G D
Staff 3: D A D (G) D A D G
Staff 4: D A D (G) A D
Staff 5: D A D (G) A D

>>

Book: O'Neill's 1602

NE Fiddlers

Kerr's Second p27

Roche 2 n220

Source: O'Neill's 1602

Transcription: Transcription, slight rearrangement, chords:Mike Long

>>

Lad O'Beirne's hornpipe

Hornpipe

Ed Reavy

G Am (C) D C

- 6 - - 6 - - - - 6 - - - - 6 - - - - 6 - - 6 -
 1 - - - 1 - - 1 - - 1 - - 0 - - - - - - - - - - - 6 - - 1 - - 0 -
 - - 0 - - 3 0 - 0 - - - 3 2 4 3 2 3 2 1 0 2 1 - - 0 - -

D G C G D | 1

2 3 - 3 2 1 0 6 - - 3 - 0 3 - 3 0 - 6 6 6 1 3 6 - - 6 - 0 3 - - 0 2 -
 - - 0 - - - - 1 0 - 1 - - 1 - - 1 - - - - - - - - - - 1 - - 1 0 - - 0 -
 - 1 0 - - - - - - - -

G D G | 2 G D G G D

3 - - 2 3 3 -
 - 1 0 - - - - - - - - - - - 3 2 4 3 3 4 5 4 3 0 3 5 3 0 3 4 2 0 2 4 2 0 2
 -

G D C D C D G C

6 - - - - 3 2 1 0 6 - - 3 - 0 3 - 3 0 - 6 6 6 1 3 6 - - 6
 - 1 0 1 0 - - - - - 1 0 - 1 - - 1 - - 1 - - - - - - - - - - - - - -
 - 1 0 -

G D G D G G D

- 0 3 - - 0 2 - 3 -
 1 - - 1 0 - - 0 -
 - - - - - - - - - - - 3 2 4 3 3 4 5 4 3 0 3 5 3 0 3 4 2 0 2 4 2 0 2

>>

G D C G C D G C

-----6- 6-----3 2 1 0 6----- 3 - 0 3 - 3 0 - 6 6 6 1 3 6 - - 6
 -----1 - 1 0 1 0 - -----1 0 - 1 - - 1 - - 1 - - - - - - - - - - -
 3 4 3 2 3 2 1 2 1 0 - 1 0 -

G D G D G

- 0 3 - - 0 2 - 3 - - 2 3
 1 - - 1 0 - - 0 - 1 0 - -
 -

Book: The Collected Compositions of Ed Reavy
 Source: ricker~3.abc
 Transcription: Transcription:David James?, chords:Mike Long

>>

The Liverpool hornpipe

Hornpipe

(England, Ireland, Scotland)

D G A G D

A D G A D A

D D A

G D G D A D

G A D

>>

Book: Kerr's First p42

O'Neill's 1565

Source: My arrangement from various sources

Transcription: Transcription, chords:Mike Long

Manchester hornpipe

Rickett's hornpipe

Hornpipe

(England, Ireland)

D A D A

G A D A D A

D D

G D G A D

A D A D

Book: Kerr's First p43

Source: Kerr's First 43

Transcription: Transcription, chords:Mike Long

Mikey Callaghan's Mickey Callaghan's fancy

Hornpipe

(Ireland)

G (C)
 - - 3 1 0 1 3 - - - 3 1 0 1 3 - - 6 - - - - - 3 -
 1 0 - - - - - 0 1 0 - - - - - 0 1 - - 1 - 1 - 1 - 1
 - - - - - - - - - - - - - - - - - 0 - 1 - 0 - - - -

D G (C)
 - - 3 - - - 3 1 0 1 3 - - - 3 1 0 1 3 - - 6 - - - - - 3 -
 0 0 - 0 1 0 - - - - - 0 1 0 - - - - - 0 1 - - 1 - 1 - 1 - 1
 - - - - - - - - - - - - - - - - - 0 - 1 - 0 - - - -

D G Em >>
 - 3 3 - - - - - - - - - - - - - - - -
 0 - - - - - 1 - - - - - - - - - - 1 - -
 - - - - - - 0 1 1 0 1 0 - 1

D G C G C D G
 - - - - - 3 - 6 6 - - 3 1 - 3 - 6 - - 3 1 0 1 3 - - -
 0 0 1 0 - - - - - 0 1 0 - - 0 0 - 0 - 1 0 - - - - - 0 1 0
 -

(C) D G
 3 1 0 1 3 - - - - - - - - - 3 - - 3 3
 - - - - - 0 1 - - - 1 - 1 - 1 3 - 1 0 3
 - - - - - 0 0 1 1 0 - - - - - - - - - - -

Book: Bulmer & Sharpley 1,73 (?)
 Source: Martin Hayes Concert- Santa Cruz 1999
 My arrangement from various sources
 Discography: Michael Tubridy: The Eagle's Whistle
 Transcription: Transcription, arrangement, chords:Mike Long

Murphy's hornpipe 1

Hornpipe

(Ireland)

The musical score is written in treble clef with a key signature of two sharps (F# and C#) and a 4/4 time signature. It consists of five staves of music. Chords are indicated by letters (D, A, G) above the notes. Fret numbers are indicated by numbers (0-5) below the notes. Some notes are grouped with a '3' indicating a triplet. The score includes repeat signs in the third staff. A double arrow '>>' is located to the right of the third staff.

Staff 1: Chords D, D, A, D, G. Fret numbers: 0 1 2, 0, 2, 0, 2, 0, 2 0 1, 3, 2 3 4 2 3 2 1 0.

Staff 2: Chords A, D, D, A, D, A. Fret numbers: 2 0 0 0 1 2, 0, 0, 0 2 0 1, 3, 2 3 4 2 5 3 1.

Staff 3: Chords D, D. Fret numbers: 0 0 0, 2 3 4 2 0 1, 2 3 4 2.

Staff 4: Chords G, A, D, G, A, D. Fret numbers: 3 1, 2, 0 1 2 3 1, 2 3 4 2 3 2 1 0, 2 0 0, 2 3 4 2 0 1 2 3 4 2.

Staff 5: Chords G, A, D, A, D. Fret numbers: 3 1, 2, 0 1 2 3 1, 2 3 4 2 5 3 1, 2, 0 0 0.

Book: Kerr's 4th p30
 Source: Kerr's 4th p30
 Transcription: Transcription, chords:Mike Long

Murphy's hornpipe 2

Murphy's fancy

Hornpipe

(Ireland)

0 1 2 3 - - 3 1 2 3 1 - - 6 - 2 3 - 2 3 - - - 6 - 3
 - - - - 0 1 - - - - 0 1 - 0 - - 0 - - 1 - - - 0 -
 - - - - - - - - - - - - - - - - 0 3 1 - - -

D/A D G C Am D G C D
 2 3 - 2 0 1 2 0 3 - - 3 1 2 3 1 - - 6 - 2 3 - 2 3 - - - 6 - 2
 - - 0 - - - - 0 1 - - - - 0 1 - 0 - - 0 - - 1 - - - 0 -
 - - - - - - - - - - - - - - - - - 0 3 1 - - -

G G
 3 3 3 3 - - 6 - - - 6 - 6 - -
 - - - - 1 - - - - 0 1 0 - - 1 - - 0 -
 -

Am C D G C
 - - - - 6 - - - - - - - 6 - 3 2 3 - 2 0 1 2 0 3 - - 3 1 2 3 1
 - - - - - - - - - - - 0 - - 0 - - - - 0 1 - - - -
 1 2 3 1 0 - 0 1 2 3 2 3 0 1 - - - - - - - - - - - - - -

Am D G C D G
 - - 6 - 2 3 - 2 3 - - - - 6 - 2 3 3 3 3
 0 1 - 0 - - 0 - - 3 - 1 - - - 0 - - - - - - -
 - - - - - - - - - - - - 0 3 1 - - - - - - - -

>>

Book: Music of Corktown
 O'Neill's 1624
 Source: O'Neill's 1624
 Transcription: Transcription, chords:Mike Long

Napoleon crossing the Rhine

Bonaparte crossing the Rhine

Bonaparte's march

Hornpipe

(Ireland)

Am C G Am

G Am C G Am G

Am Am

C G Am

C G Am

>>

Book: O'Neill's 1824

Roche 2 n231

Source: My arrangement from various sources

Transcription: Transcription, arrangement, chords:Mike Long

Ned Naughton's hornpipe

Hornpipe

(Ireland)

The musical score is written in treble clef, key of D major (two sharps), and 4/4 time. It consists of five staves of music. Chords are indicated above the notes, and fretting diagrams are provided below the notes. The fretting diagrams use numbers 0-3 for fingers and a '+' for a barre. A repeat sign with first and second endings is present in the third staff. A double bar line with a right-pointing arrow (>>) is located to the right of the third staff.

Staff 1: Chords: D, G, D, G, D. Fretting: 0 1 2 - 2 - - - 0 - 0 | 1 2 - - - 2 1 0 | 1 - - 1 0 - - - | 3 3 - - 2 - 2

Staff 2: Chords: A, D, A, G, D, G. Fretting: 1 2 3 - 3 2 1 0 | - - - - - 2 | 1 2 3 - - - - - | - - - - - 3 1 - | - - 0 - - - - 2 - - - 0 - | - - 0 1 2 - - - - 0 1 2 - - 1 - - 2 | 0 - 0 1 2 0 - - - - - 2 0 - 0 - - - -

Staff 3: Chords: D, A. Fretting: 0 0 0 | 0 6+ 0 1 0 2 - - - | - - - 1 2

Staff 4: Chords: G, D, A, D, G. Fretting: - - - - - 3 3 - - 2 - 2 | 1 2 3 - 3 2 1 0 | - - 2 - 3 - 1 3 | - - - 2 1 0 | 1 - - 1 0 - - - 0 - - - 0 - 0 - 1 - - | 3 1 2 0 0 - - - - - 0 - - - 0 - - - -

Staff 5: Chords: D, A, G, D, A, D. Fretting: 2 - - - - 2 - 2 | 3 - - 3 2 0 1 - | 0 0 0 | - 0 - - 2 0 - | - 1 0 - - - 2 - - - | - 0 2 1 - - - - - - - - -

Book: O'Neill's 1744
 Source: O'Neill's
 Transcription: Transcription:Bob Safranek, chords:Mike Long

Nelson's victory

The circus

Hornpipe

(Ireland)

G D G C Am G D

G D G C D G

G Am C D

G D G Am G C D

G

>>

Book: O'Neill's 1712

Source: O'Neill's 1712

Discography: Brendan Mulvihill: The Flax in Bloom

Transcription: Transcription:A. LEE WORMAN, chords:Mike Long

Off to California

Whiskey in the jar
Whiskey you're the devil

Hornpipe

(Ireland)

Chords: G D G C G Em Am C D G D G C G C Am D G Em D C Em G D G Am C D G D G C Am D G

Fret numbers (from top to bottom staff):
 Staff 1: 0 1 2 3 2 3 - - 3 1 0 3 - - - - - - - - - - - - - - - 3
 Staff 2: - - - 3 1 0 1 2 3 2 3 - - 3 1 0 3 - - - - - - - - - - - - - - - 3
 Staff 3: 0 1 0 - - - - - - - - - - 1 0 - - - - - 1 - - - - - 1 - -
 Staff 4: - - - 0 3 1 0 1 2 3 2 3 0 1 0 - -
 Staff 5: - - - 2 3 -
 Staff 6: 0 1 0 - - - - - 0 1 2 3 2 1 3 2 1 0 2
 Staff 7: - - - - - - - - - - - - - - - 3 - - - 3 1 0 3 - 3 - 3 - 3 1 0
 Staff 8: - - - - - - - - - - - - - - - 1 - - - - - - - - - 1 - 0 1 0 - - - - - 0 - 1 - 0 - - -
 Staff 9: 1 0 1 2 1 0 - 0 3 2 3 0 1 0 -
 Staff 10: 3 - 3 - - - - - 2 3
 Staff 11: - 1 - 1 - 0 1 0 - - -
 Staff 12: - - 0 3 1 0 1 2 3 2 3 0 1 0 - - - - - - - - - - - - - - -

>>

Book: O'Neills 1628
 O'Neills 1639
 Roche 217
 Source: O'Neills 1628
 Transcription: Nick Terhorst, chords: Mike Long

Click the Tune Title to Play the Tune - Click >> to Jump to the Index

Old Faithful

Strathspey

Jerry Holland (Cape Breton)

D A G D G D

4 3 2 1 0 - - - 0 - - - - - 3 2 1 0 3 2 3 - - 2 - 2
 - - - - - 2 1 2 - - 0 - - - - - - - - 1 0 - - -
 - - - - - 4 3 2 1 0 - - - 0 - - - - - - - - - - 0 -

A D A G D G D A

2 1 1 - - - - - - - - - - - 3 2 1 0 3 - - - - 2 3 1
 - - - - - - - - - - - 2 1 2 - 0 1 - - - - - 1 - 1 0 - - -
 - - - - - 4 3 2 1 0 - - - 0 - - - - - - - - - - 0 -

D D A G D G D

2 0 0 - - - - - - - - - - - 3 2 1 0 3 2 3 - - 2 - 2
 - - - - - - - - - - - 2 1 2 - 0 - - - - - - - 1 0 - - -
 - - - - - 4 3 2 1 0 - - - 0 - - - - - - - - - - 0 -

A D A G D G D A

2 1 1 - - - - - - - - - - - 3 2 1 0 3 - - - - 2 3 1
 - - - - - - - - - - - 2 - 0 1 - - - - - 1 - 1 0 - - -
 - - - - - 4 3 2 1 2 3 1 0 - 0 - - - - - - - - - 0 -

D D A

2 0 0 - 2 1 0
 - - - - - 2 3 4 5 4 3 2 1 2 3 4 3 1 - - - -
 -

D A D A D

- - - - - - - - - - - 1 1 - - - - - - - - - - - - - - 6
 - 2 - 2 - 0 1 -
 0 - 0 1 2 4 3 2 1 - - - 2 3 4 5 4 3 2 1 2 3 1 0 - 0 - - -

>>

G D A D D A D

 - - 3 - - 2 3 1 2 0 0 - - - - - - - - - - - - - - - - 6
 1 0 - 1 0 - - - - - - - - - - - - - - - - 2 3 4 5 4 3 2 1 2 3 1 0 - 0 - 0 1 -
 - - - - - - - - - - - - - - - - 2 3 4 5 4 3 2 1 2 3 1 0 - 0 - - - -

G D A D Em F#m G

 - - 3 - - 2 - - 2 1 1 3 2 1 0 2 - - 1 3 - - 2 - - - - - -
 1 0 - 1 0 - - 0 - - - - - - - - - - - 0 - - 1 - - 0 - - - - - -
 - - - - - 0 - - - - - - - - - - 0 - - - 1 - - 0 2 3 5 3

D A D

 - - - - - 2 - - - - - - - - - - - - - - - -
 4 2 1 0 - 5 4 3 2 0 0

Source: SF Scottish Fiddlers Handout
 Transcription: Transcription, chords:Mike Long

>>

The plains of Boyle

Hornpipe

(Ireland)

Musical score for Hornpipe "The plains of Boyle" in G major, 4/4 time. The score consists of five systems of music, each with a treble clef staff and a corresponding guitar fingering line below it. Chords are indicated by letters (D, A, G, C) above the staff. The fingering line uses numbers 0-3 and dashes to indicate finger positions. Some measures contain triplets (marked with a '3').

System 1: D A D G D D A
 System 2: C D A D G D D C
 System 3: D D G
 System 4: D A D A D G
 System 5: D A D G A D

>>

Source: My arrangement from various sources

Transcription: Transcription, arrangement, chords:Mike Long

The pleasures of Hope

Hornpipe

(Ireland)

D G D A G

3 3 3

0 1 2 - - 2 - - 3 1 3 2 1 0 2 - - - - 1 - - - - -

- - - 0 - - 0 1 - - - - - - - - 0 - 2 1 0 - - - - -

- - - 0 - - - - - - - - - - - - - - - 1 1 2 3 2 1 2 0

A D A G D A

3 3 3

- - - - - 3 2 1 2 - - - - - 2 0 1 - - - - - 2 0 - - - - -

- 2 0 1 0 - - - - - 0 - - - 0 - - - - - - - - - 2 0 - - - - - 2

1 - - - - - - - - 0 0 0 - - - - - 1 1 2 3 2 1 - - 0 2 4 2 5 3 1 -

D D G

3

- - - - - 2 - - - - - 0 1 2 - - - - - - - - - - - - - - 2

0 0 2 0 - - - - - 0 - - - 0 2 4 2 5 3 1 -

D A D A G D

3 3 3

- - - - - 2 0 - - - - - - - - - - - 1 1 0 1 - 0 - - 2 - - - - - 2 0

0 2 4 2 3 1 - - 0 2 4 2 3 2 1 2 0 - - - 0 - - - 0 - - - 0 0 0 - - -

A G D A D

3

1 - - - - - - - - 2 0 - - - - - - - - - - 2 - - - - - 2 - -

- 1 1 2 3 2 1 - - 0 2 4 2 5 3 1 - 0 0 2 - 0

>>

Book: O'Neill's 1637
 Source: O'Neill's
 Transcription: Transcription:Nick Terhorst, chords:Mike Long

The poor old woman 2

Hornpipe
APB The Chieftains

(Ireland)

The musical score is written for a hornpipe in 4/4 time, featuring six staves of music. The key signature is one sharp (F#) and the time signature is 4/4. The score includes guitar chords (G, Am, D, C) and fret numbers (0-6) for each note. The music consists of six lines of notation, each with a treble clef and a key signature of one sharp. The first line starts with a G chord and ends with an Am chord. The second line starts with a D chord and ends with a D chord. The third line starts with a G chord and ends with a G chord. The fourth line starts with an Am chord and ends with a G chord. The fifth line starts with an Am chord and ends with a G chord. The sixth line starts with a G chord and ends with an Am chord. The score includes various musical notations such as slurs, triplets, and repeat signs. The fret numbers are written below the notes, and the chords are written above the staves.

>>

D G C G Am D | 1

6 - - - - 3 0 - 0 3 - - 3 6 - - - - 6
 - 0 0 - - - - - 1 0 - - 1 - - - - -
 - - - 3 4 5 4 3 4 2 3 - - - - 0 - - 1 4 2 3 1 0 -

G | 2 G

- 3 3 - - - 3 3
 1 - - - - 1 - - -
 - - - 2 - - - -

Source: Chieftains 8
 Discography: Padhraic MacMathuna: Blas na Meala (?)
 Chieftains 8
 Transcription: Transcription, chords:Mike Long

>>

The reconciliation

The olive branch

Hornpipe

(Ireland)

A D A E

A D A E A

A D A

E A D A

E A

0 2 0 - 0 - 0 - 0 - 0 - 0 - 2 1 2 0 2 0 - 0 - 0 - 2 1 2 0 - - - 2 1 2
- - - 1 - 2 - 1 - 2 - 1 - - - - - - 1 - 2 - 1 - - - - - - 1 - 2 - 1 - - - - - -

0 2 0 - 0 - 0 - 0 - 0 - 0 - 2 1 2 0 1 0 - - 2 - - - - 2 1 2 0
- - - 1 - 2 - 1 - 2 - 1 - - - - - - - - - 0 2 1 - - - - -

0 2 - - - - - - - - - - - - 2 - 1 2 0 2 - - - - - 6+
- - - 1 4 4 2 1 2 1 0 - 0 - - - - - 1 4 4 - - -

- - - - - 6+ - - 6+ - - 6+ - - - - 2 - - - 2 - - - 2 1 - - -
2 5 5 4 - 5 1 - 4 - 4 1 2 4 1 - 0 - - - - 0 1 0 - - 2 - -
- 0 2

1 - - - - - 2 - - - - - 1 - - - - - 2 - - - - - 0 - - - - -
- -

>>

Book: O'Neill's 1670
Source: O'Neill's 1670
Discography: -Natalie MacMaster ?
Transcription: Transcription:??, chords:Mike Long

The redhaired boy

The jolly beggar man

Hornpipe

(Ireland, Scotland)

Chord symbols: A, D, G

Fingering: 0, 1, 2, 3, 4

Repeat sign: :||: >>

Book: O'Neill's 1748

Source: O'Neill's

Transcription: Transcription:Bob Safranek, chords:Mike Long

The rights of man

Hornpipe

James Hill (England)
Northumberland

Em G

3 - - 6 - - - 3 - 2 3 1 2 3 -
 - 0 1 - 1 0 1 0 - 0 - - - - - 0 1 - - - - - 1 2 3 2 1 0 1 0 - 1 - -
 - 1 2 3 2 1 0 1 0 - 0

Am Em G Bm/D

6 - - 3 - 3 - - - 3 - 2 3 1 2 3 -
 - 1 0 - 0 - 0 1 - 1 0 1 0 - 0 - - - - - 0 1 - - - - - 1 - - - -
 - 1 2 3 2 1 0 - 3 2 3

Em Em

- 1 1 -
 1 - - - 3 4 5 5 3 1 2 3 4

D (Am) Em D

-
 5 4 3 2 1 3 2 1 0 0 2 - 0 1 2 3 4 2 0 2 4 3 2 1 0 1 2 3 2 3 4

G D G Bm/D Em

-
 5 4 3 4 2 3 2 1 2 3 2 1 0 - 3 2 3 1 - 1

>>

Book: KCC p27 (Kerr's Caledonian Companion)
 Kerr's Fourth
 Joyce, P. W.; "Old Irish Folk Music and Songs"
 Source: My arrangement from various sources
 Transcription: Transcription, arrangement, chords:Mike Long

The sailor's hornpipe

Hornpipe

(Ireland)

Chords: D, A, D, G, A, D, A, D, A, D, G, D, G, A, D, A, D

Fretboard diagrams (fingerings):

Staff 1: 0 1 2 - - - 2 - 0 - 0 - - - 2 1 0 - - - 2 3 4 2 4 2 5 4 3 2

Staff 2: - - - 2 1 0 - - - - - 2 - 0 - 0 - - - - - 2 1 0 - - - - - - - - - 2
1 0 - - - 2 1 0 - 0 - - - 0 2 1 0 - - - 2 3 4 2 0 2 5 3 1 -

Staff 3: 0 0 0 - - - 1 2 3 4 2 4 2 0 3 4

Staff 4: - - - - - - - - - - - - - - - - - 2 1 0 - - - - 2 - 0 - 0 - - -
5 3 5 3 1 2 3 4 2 4 2 5 4 3 2 1 0 - - - 2 1 0 - 0 - - - 0 2

Staff 5: - - - 2 1 0 - - - - - - - - - - - - 2 - - - - -
1 0 - - - 2 3 4 2 0 2 5 3 1 - 0 0 0

>>

Book: O'Neill's 1578

Source: O'Neill's

Transcription: Transcription, corrections, chords: Mike Long

Sean Ryan's

Hornpipe

(Ireland)

The musical score is written for guitar in the key of D major (two sharps) and 4/4 time. It consists of five systems of notation. Each system includes a treble clef staff with a key signature of two sharps and a 4/4 time signature. Chords are indicated by letters (D, G, A) above the staff. Fret numbers are indicated by numbers (0-3) below the staff. Some notes are marked with a '3' for a triplet. The score ends with a double bar line and repeat dots.

System 1: Chords D, G, D, G, D, G, A. Fret numbers: 0 2 - 2 0 3 - 3, 0 2 - 2 3 2 3 -, - 0 2 - - - - -, - - - - - 3 2 1.

System 2: Chords D, G, D, G, A, D, A, D. Fret numbers: 0 2 - 2 0 3 - 3, 0 2 - 2 3 2 3 -, - - - - - 3, - - - - - 2, - - - - - 2.

System 3: Chords D, A, G, D, G, D. Fret numbers: - - - - - 6, 3 - 3 1 3 2 3 2 0 2, - - - - - 2, - - - - - 1 - 1 - 1 0 - 0, - 0 - - - - -.

System 4: Chords A, G, D, A, G, D, G, D. Fret numbers: 1 - - 1 0 2 1 0, - - - - - 6, - 6 - 3 - - 2 - 3 1 3 2 0 2, - 0 2 - - - - - 2 - - - - - 1 - 1 - 1 0 - 0, - - - - -.

System 5: Chords A, D. Fret numbers: 1, - 0, - 2, - 1, 0.

>>

Book: Music from Ireland Vol. 3
 Source: Music from Ireland Vol. 3
 Transcription: Transcription, chords:Mike Long

The soldier's joy

Hornpipe

(Ireland)

2 3 - 2 0 2 - 2 0 2 - - - - 2 0 2 - 2 0 2
 - - 0 - - 0 - - 0 - - 2 1 0 - - 0 - -
 - - - - - - - - - - 0 0 - - - - - -

A D D A
 3 1 1 2 3 - 2 0 2 - 2 0 2 - - - - - - - - - -
 - - - - 0 - - 0 - - 0 - - - - - - - - - - 2
 - - - - - - - - - - - - - - 0 0 0 1 2 4 2 0 1 3 1 -

D D
 -
 0 0 0 0 1 2 2 2 4 3 2

A D G A D
 -
 - - 2 - - - - - - - - - - - - 2 1 0 - - - - - - - -
 1 0 - 0 1 2 3 1 2 2 2 4 3 2 1 0 - - 0 1 2 1 2 3 2 4 3 2

A D A D
 -
 - 2 0 2 - - - - - - - - - - - - 2 - - - - - -
 1 - - - 1 2 3 1 2 4 2 0 1 3 1 - 0 0 0

>>

Book: O'Neill's 1642
 Kerr's First
 Source: My arrangement from various sources
 Transcription: Transcription, arrangement, chords:Mike Long

The stack of barley

The little stack of barley

Little Mary Cassidy

Hornpipe

(Ireland)

Chord symbols: C, G, C, D, G, D, C, G, C, D, G, C, D, G, Em, C, Em, D, C, G, G, D, G, C, D, G.

Fingerings: 3 2 1 2 1 0, 0, 3 1 3 6, 3 2 3 6, 0 0 3 2 1 2 1 0, 1 1 0 0 1 0, 1 0 3 2 1 2 1 0, 1 0, 3 3 3, 3, 1 1 0, 3 2 3, 4 3 2 3 1 1 2, 3 2 1 0, 1 0 1, 0 0 0 1, 1 2 3 2 4 3 2 1, 0 1 0 0 1 0, 1 3 3 3.

>>

Book: Roche 2 n201

O'Neills 1627

Source: My arrangement from various books

Discography: Kevin Burke: Up Close

Transcription: Transcription, arrangement, chords:Mike Long

Click the Tune Title to Play the Tune - Click >> to Jump to the Index

The stack of wheat

The little stack of wheat

Hornpipe

Chords: G, C, G, C, G, C, D, G, Em, G, C, G, C, D, G

Fingerings: 1 0, 3 1 0 1 3, 0 1, 0 1 0, 0 1, 0 1 2, 3 1 0, 3 1, 3 1 0 1 3, 0 1, 0 1 0, 0 1, 0 1 2, 3 1 0, 0 3 1 2 3, 1, 1 0 1 0, 1 0 3 0, 1 0, 0 1, 0 1 2, 3 1 0, 0 1 2, 3 1 0, 1 0 1 3, 0 1, 0 1 0, 3 1 2 3, 0 1 0, 0 1, 0 1 2, 3 1 0, 1 0 1 3, 0 1, 0 1 2, 3 1 0, 1 0 1 3, 0 1, 0 1 2 3

Book: Irish Fiddle Music
 Source: walshs~1.abc
 Transcription: Transcription:??, chords:Mike Long

The Staten Island hornpipe

Hornpipe

(Scotland
England)

D (A) D G D
 - 3 2 0 2 3 -
 0 - - - - - 0 0 - - - - - 0 2 1 0 0 - - - - - 1 - 1 0 - 0 -
 -
 A D (A) D G/D A
 3 1 1 - 3 2 0 2 3 -
 - - - - - 0 - - - - - 0 0 - - - - - 0 2 1 0 0 - - - - - 0 0 1 2 3 1
 -
 D D A/G D A
 -
 2 0 0 2 3 4 2 4 3 1 3 2 0 2 1 - 2 0
 -
 C C D A/G D A
 6 6 - - - - - 6 6 -
 - - - - - 1 2 3 1 - - - - - 1 2 3 1 4 2 4 3 1 3 2 0 2 1 - 2 0
 -
 D/G A D
 -
 0 0 1 2 3 1 2 0 0

>>

Book: Aird's Airs and Melodies vol 2
 NE Fiddler's
 Kerr's First p21 is almost identical
 Source: Nottingham Music Database
 Transcription: Transcription:??, chords:Mike Long

The Steamboat

Hornpipe

The musical score for 'The Steamboat' Hornpipe is presented in five staves. Each staff contains a line of music in treble clef with a key signature of one sharp (F#) and a 4/4 time signature. Chords are indicated by letters G, C, D, and G above the staff. Fret numbers are written below the staff, with dashes indicating rests. The score includes repeat signs and a double bar line at the end.

Staff 1: Chords G, C. Fret numbers: 0 3 5 3 0 3 0 1 0 1 1 6 3 6 6 6 0 0.

Staff 2: Chords D, G, C, D. Fret numbers: 2 3 0 1 0 1 2 3 5 3 0 3 0 1 0 1 6 3 6 6 3 2 1 0 1 0 1 0.

Staff 3: Chords G, G. Fret numbers: 0 3 3 1 6 0 0 2 1 1.

Staff 4: Chords D, G, D, G. Fret numbers: 6 6 6 2 3 6 0 1 0 1 2 3 2 3 4 3 2 1 0 2 0 0 2 1 1 3.

Staff 5: Chords D, C, D, G. Fret numbers: 6 6 6 2 6 6 3 2 3 3 1 0 0.

>>

Book: Kerr's First p26

Skye collection p174

Source: Kerr's First p26

Transcription: Transcription, chords:Mike Long

The Tullamore piper

Levantine's barrel

Hornpipe

(Ireland)

Chords: G, D, G, D, G, C, G, D, C, G, D, G

Fingerings: 1 0 3 0 3 1 1 0 3 2 0 2 0 2 0 3 1 0 2 0 3 2 0 2 0 2 3 1 1 0 1 1 0 3 2 0 2 0 2 3 1 0 0 0 1 0 0 3 1 3 2 0 2 0 2 3 1 0 0 0 1 2 3 2 1 3 2 0 2 0 2 3 1 3

>>

Book: O'Neill's 1773
New England Fiddler's Repertoire
Source: My arrangement from various sources
Transcription: Transcription, arrangement, chords:Mike Long

Walsh's

Hornpipe

(Ireland, England)

Musical score for Hornpipe in D major (F# C# G#), 4/4 time. The score consists of five systems of music, each with a treble clef staff and a corresponding guitar fretboard diagram below it. Chords are indicated above the staff. Fingering numbers (0-4) are placed below the staff lines. Trills are marked with a '3' and a slur. A repeat sign is present in the third system.

System 1: Chords A, D, A. Fingering: 2 1 0 1 2 1 2 0 2 0 1 2 0 1 2 2 1 1 4 1 0

System 2: Chords Bm, D, A, D, A. Fingering: 1 2 2 0 1 0 0 1 2 0 2 1 0 1 2 0 1 2 2 1 1 4 1 0

System 3: Chords E, A, A. Fingering: 1 2 2 1 0 6+ 4 1 2 1 2 1 2 1

System 4: Chords Bm, D, A. Fingering: 4 1 1 2 1 0 1 2 1 2 0 1 2 2 0 0 1 2 0 2 1

System 5: Chords D, A, E, A. Fingering: 0 1 2 0 1 2 2 1 1 4 1 1 2 2 1 0 0 0

>>

Book: Irish Traditional Music Session Tunes 1 p13

Source: tonyho~1.abc

Transcription: Transcription:Hester Meadows(?),chords:Mike Long

Wandering Willy

Hornpipe

(Ireland)

Chords: G, Am, C, G, D, G, Am, D, C, D, G, Am, D, G

Fretboard diagrams (fingerings):

Staff 1: G (6 3 0 3 6), Am (0 6+ 0 1 1 0), C (1 1 0 1 1 0), G (1 3 0 3 3 0)

Staff 2: D (6 0 0 0 1 1 1), G (6 3 0 3 6), Am (0 6+ 0 1 1 0), D (1 3 0 3 3 0), C (1 3 0 3 3 0), D (1 3 0 3 3 0)

Staff 3: G (1 3 3), G (1 6 0 3 2 3 1 0 1 0)

Staff 4: Am (1 4 6+ 4 1 3 4), G (5 4 3 2 3 1 0), D (6 0 0 1 6), G (0 3 2 3 1 0 0)

Staff 5: Am (1 4 6+ 4 1 0), C (1 3 0 3), D (1 3 0 3), G (6 3 3)

>>

Book: O'Neill's 1743
 Source: O'Neill's
 Transcription: "Transcribed by Bob Safranek, rjs@bell-labs.com"
 Transcription: Bob Safranek, chords: Mike Long

Where did you find her?

Hornpipe

(Ireland)

2 1 0 - - - 2 0 2 - - - 2 0 2 - - - - - - - - -
- - - 0 0 0 0 0 0 0 0 1 2 - - - - - - - - -
D A D G A

1 0 - - 2 1 0 - - - - - 2 0 2 - - - 2 0 2 - - - - - - - - -
- - - 0 0 0 0 0 0 0 0 1 - - - 2 0 1 2
D A D D -
- - - 3 1 0 -
0 2 0 2 3 4 2 0 2 0 0 2 0

2 -
- - - 2 0 - - 2 - - 1 2 - - - - - - - - - 2 - - - - - 6+ - - - 0 - 2 - -
- 0 0 - 0 - 0 0 - 0 - - - 0 1 2 3 1 2 0 - 0 1 2 1 5 - 4 2 0 2 - 0 0 - 0
G A D A D

2 -
- - - 2 0 - - 2 - - 1 - - - - 2 0 1 2 - - - - - - - - - - - - - - -
- 0 0 - 0 - 0 0 - 0 - - - 3 1 0 - - - - - - - - 0 2 0

Book: O'Neill's 1758
Source: O'Neill's
Transcription: Transcription, rearrangement, chords:Mike Long

The Wicklow hornpipe

Delahunty's hornpipe

Hornpipe

(Ireland)

D D C D Am

2 3 - - 2 0 1 2 3 - 3 2 0 6 - - 6 - - - 6 - 3 2
 - - 0 1 0 - - - - 0 - - - 0 1 - - - 0 - -
 - - - - - - - - - - - - - - - 0 1 2 0 - - -

G D D C D Am

0 3 3 2 3 0 3 3 - - - 2 0 1 2 3 - 3 2 0 6 - - 6 - - - 6 - - 3
 - - - - - - - - 0 1 0 - - - - 0 - - - 0 1 - - - - 0 0 -
 - 0 1 2 0 - - -

D D C

2 0 0 - - - 6 - 3 2
 - - - - - - - - - - 0 - - -
 - - - - - - - - 2 2 0 - - -

G D Am D D Am

0 - - - - 6 - - - 6 - - - 6 - - 6 -
 - - - - - - - - 0 - - - 0 - - - - - 0 1 - 0
 - 3 3 4 2 0 1 2 0 1 - - 0 0 - 0 0 1 2 1 - - -

D C D Am D

- 6 - - 6 - - 6 - - - 6 - - 3 2 0 0
 - - 0 1 - 0 1 - - - 0 0 - - -
 0 - - - - - - - 0 1 2 0 - - -

Book: O'Neill's 1579
 Source: O'Neill's 1579
 Transcription: Transcription, chords:Mike Long

>>

The woods of Kilkenny

Hornpipe

(Ireland)

Chords: D A D G A
A G D A G D G A

Chords: D D
A G D G A D

Book: O'Neill's 1693

Source: O'Neill's

Transcription: Transcription:???, chords:Mike Long

Ballydesmond polka 1

The Jib polka
Maurice Manley's

Polka

(Ireland)

♩ = 140

The musical score consists of five systems of music, each with a treble clef, a key signature of one sharp (F#), and a 2/4 time signature. The tempo is marked as ♩ = 140. The first system starts with an Am chord and a G chord. The second system includes a first ending bracket labeled '1' with a G chord. The third system has a repeat sign and a double bar line. The fourth system has a G chord and an Am chord. The fifth system has a first ending bracket labeled '1' with an Am chord and a second ending bracket labeled '2' with a G chord. Fret numbers are provided below the notes for each system.

Am G

Am G

Am Am

G Am

G Am G

>>

Book: Ceol Rince 2 n117

Source: My arrangement from various sources

Transcription: Transcription, arrangement, chords:Mike Long

Ballydesmond polka 2

Tom Billy's

Polka

(Ireland)

♩ = 140

The musical score is written in treble clef with a key signature of one sharp (F#) and a 2/4 time signature. It consists of five staves of music. The first staff begins with a tempo marking of ♩ = 140. The music is a polka, characterized by its rhythmic pattern. The score includes various chords such as Am, G, F, and G, along with specific fingering instructions (e.g., 0, 1, 6, 1, 0, 3, 0, 1, 0, 1, 0). There are repeat signs and first/second endings indicated throughout the piece. A double arrow symbol (>>) is located to the right of the third staff.

Source: My vsn. like Tempest pt. A, anyway

Transcription: Transcription, arrangement, chords:Mike Long

Ballydesmond polka 3

Donncha Lynch's

Polka

(Ireland)

$\text{♩} = 140$

The musical score is presented in six staves, each with a treble clef and a key signature of one sharp (F#). The time signature is 2/4. The tempo is marked as quarter note = 140. The music is written in a single melodic line. Below each staff is a line of guitar tablature, where numbers 0-6 represent frets on the strings. Above the staves, chord diagrams are provided for each measure, including D, C, Am, G, and D. The score concludes with a double bar line and repeat dots at the end of the sixth staff.

>>

Source: All three of the Ballydesmond polkas are from playing of Denis Murphy and Julia Clifford. They are usually played as a set.

My arrangement from various sources

Transcription: Transcription, arrangement, chords:Mike Long

>>

Ballyvourney polka 1

Polka

(Ireland)

♩ = 140

The musical score consists of five staves of music in G major (one sharp) and 2/4 time. The tempo is marked as ♩ = 140. The score includes chords (D, G, C, (C), (D)) and fingerings (numbers 0-4) for each note. A repeat sign is present in the third staff. A double arrow symbol (>>) is located to the right of the third staff.

Source: tunesf~1.abc

Transcription: Transcription:??, chords:Mike Long

Ballyvourney polka 2

Polka

(Ireland)

$\text{♩} = 140$

The musical score consists of five staves of music in 2/4 time, key of D major (two sharps). The tempo is marked as quarter note = 140. The chords and fingerings are as follows:

- Staff 1:** Chords A, D, A, D. Fingerings: 1 2 3 2 1, 2 0 2 3 -, 1 2 3 2 1, 2 - 0.
- Staff 2:** Chords A, D, G, A. Fingerings: 1 2 3 2 1, 2 0 2 3 -, 1 0 1 2 -, 1 1.
- Staff 3:** Chords A, D. Fingerings: 1 1, 1 2, 0 0, 2 0, 0 0, 2 0.
- Staff 4:** Chords G, D/A, D. Fingerings: 1 0 -, 1 0, 0 1 2, 0 0, 2 0, 0 0, 2 0.
- Staff 5:** Chords G, A, A. Fingerings: 1 0 1 2 -, 1 2 1, 1 1 1.

>>

Source: Henrik Norbeck

Transcription: Transcription:Henrik Norbeck(?), chords:Mike Long

Bill Sullivan's

Polka

(Ireland)

$\text{♩} = 140$

A (D) A (D) A (D) A E

A (D) A (D) A E A

A D A

E A D A E

A

>>

Book: Irish Traditional Music Session Tunes 1

Source: My arrangement from various sources

Transcription: Transcription, arrangement, chords:Mike Long

Billy's a bonny lad

Polka

(England)
Lancashire

$\text{♩} = 140$

Chords: D, A, D, G, D, A, D, A, D, D, A, D, A, D, A

Fret numbers: 2 1 2 0, 2 1 1 3, 2 1 2 0, 3 2 1, 2 1 2 0, 3 2 1, 2 1 2 0, 2 1 1 3, 2 4 1 2, 0 0, 0 1 0 3 2 0 0 2, 0 1 0 2, 2 1 0 1 0 3 2 0 0, 3 2 4 1 2, 0 0

>>

Book: Winder
 Source: Richard Robinson
 Transcription: Transcription:Richard Robinson(?), Chords:Mike Long

Bruise Hill

The Five Servants

The Ballybunnion Polka

Polka

♩ = 140

Chords: D G D A D G A D

Fret numbers: 0 1 2 1 2 - 3 2 3 - - - -; - - - - - 0 1 2 - 1 - - - 3 2 - 3 1 2 1; 1 2 3 1 0 - - - 0 - - - - - - - - - - - -; - - - - - 0 1 2 0 2 0; 2 0 2 3 4 1 2 1 0 1 2 1 0 1 0 0 3 2 3; 0 1 0 3 2 - 3 1 2 1 0 0

>>

Source: A rough attempt at the chieftains
 Discography: Chieftains 8, trk6 #1
 Transcription: Transcription, arrangement, chords:Mike Long

Cathy's favourite

Pat Hogan's
Kerry polka

Polka

$\text{♩} = 140$

3 - - - - - 6 - 6 - -
- 0 1 - - - - - - - - - 0 - - - 1 0
- - - 0 3 2 1 0 1 - - - - - 0 - - -

3 - - - - - - - - - - - - - - - - -
- 0 1 - - - - - - - - - - - - - - - -
- - - 0 3 2 1 0 1 4 1 2 3 3

4 1 4 1 4 1 1 2 3 0 3 0

3 0 0 3 4 1 4 1 4 1 1 2 3 1 0 1
- -

0 - - - - - 0 - - - - -

>>

Book: Music from Ireland Vol. 3
Source: Music from Ireland Vol. 3
Transcription: Transcription, chords:Mike Long

Clare polka 1

Polka

(Ireland)

♩ = 140

The musical score for 'Clare polka 1' is written in G major (one sharp) and 2/4 time. It consists of five staves of music. The first staff begins with a treble clef, a key signature of one sharp (F#), and a 2/4 time signature. The tempo is marked as ♩ = 140. The first staff contains a repeat sign followed by a melody with chords G, C, and D. The second staff continues the melody with chords G, D, G, C, and D. The third staff features a double bar line with a '2' above it, indicating a second ending, followed by a repeat sign and a final ending. The fourth and fifth staves complete the piece with various chords and a final cadence. Fret numbers are indicated below the notes on each staff.

>>

Transcription: Han Speek(?), arrangement:Conor Keane, chords:Mike Long

Clare polka 2

Polka

(Ireland)

♩ = 140

The musical score consists of five staves of music in G major (one sharp) and 2/4 time. The tempo is marked as ♩ = 140. The chords and fret numbers for each staff are as follows:

- Staff 1:** Chords: Am, C, G. Fret numbers: 0 3 1 6 - - - 6 - - 3 - 3 1 2 3
- Staff 2:** Chords: Am, C, G, Am. Fret numbers: 0 3 1 6 - - - 6 - 3 - 0 0
- Staff 3:** Chords: Am, C. Fret numbers: 1 4 1 0 1 4 1 0 6 - - - 0 1 2
- Staff 4:** Chords: G, Am, C, G. Fret numbers: 3 2 3 4 3 1 4 1 0 1 4 1 0 6 - 3
- Staff 5:** Chord: Am. Fret numbers: 0 0

>>

Source: Conor Keane
 Transcription: Transcription: Han Speek(?), arrangement: Conor Keane, chords: Mike Long

Dark girl

Polka

(Ireland)

♩ = 140

Chords: D G D G D A D G A D A G D

Fret numbers: 0 1 2 - - - - - 2 3 - - 2 - - - - - 1 3 2 1 0 2 - - - - - 2 3 - - - 3 - - - - - 2 0 0 1 2 - - - - - 0 0 1 - - - - - 2 1 2 0 1 0 - - - - - 0 2 - - 1 3 2 1 0 2 - - - - - 0 0 1 - - - - - 0 1 2 1 2 0 1 0 - - - - - 0 2 - - - 3 2 0 0 1 - - - - - 0 1 0 1 0 - - - - - 0 - - - - -

Book: Music from Ireland Vol. 3

Source: My arrangement from various sources

Discography: Denis Murphy and Julia Clifford ?

Transcription: Transcription, arrangement, chords:Mike Long

Dennis Murphy's

Polka

$\text{♩} = 140$

D G A

D G A 1 D 2

D D G

D A D G

G A 1 D 2 D

5 4 3 2 1 0 0 0 1 0 0 0 1 0 0 0 1 0 0 0 1 0 0

>>

Source: My arrangement from various sources

Transcription: Transcription, arrangement, chords:Mike Long

Dha Phort

Polka

(Ireland)

$\text{♩} = 140$

D A G

0 1 2 0 - - 2 0 1 - 1 - - 2 -

- - - - 1 0 - - - 2 - 1 0 - -

- - - - - - - - - - - - - - 0

D A G D

0 1 2 0 - - 2 0 1 2 3 - 1 0 0

- - - - 1 0 - - - - 2 - - - -

- - - - - - - - - - - - - - - -

D A

- - - 2 1 2 - 0 2 - - 1 - 1

0 0 - - - 0 - - 0 1 - 2 -

- - - - - - - - - - - - - - - -

G D G A

- - 2 - - - - 2 1 2 - 2 - 1 - 1

1 0 - 0 - - 0 0 - - 0 - - 0 1 - 2 -

- - - - - - - - - - - - - - - -

D

1 0 0

- - -

- - -

>>

Source: Unknown Childrens Gaelic tape
 Discography: Show the Ladies- pretty different vsn, but the same tune... -mdl
 Transcription: Transcription, chords:Mike Long

Egan's Peg Ryan's The Freemont polka

Polka

(Ireland)

♩ = 140

D G A

D G A D

D G D

A D G G A

D

>>

Source: Richard Darsie

Transcription: Transcription, chords: Mike Long

Farewell to whiskey

Polka

Not to be confused with the air by Gow...

♩ = 140

Staff 1: D (0 1 0 2 3 | 0 0 2 0 | 0 1 0 2 | 3 2 1 0)

Staff 2: D (0 1 0 2 3 | 0 0 2 | G (3 2 1 2 | A (0 0 | D (0 0)

Staff 3: A (1 2 1 2 | 0 1 4 3 | 2 1 2 1 | 2 1 2)

Staff 4: D (0 2 1 0 | 1 2 1 0 | 1 4 4 | D (0 2 1 3 | E (0 0 0)

Staff 5: A (0 2 0)

Source: ceolas~2.abc- unknown, photocopy
 Transcription: Transcription:??, chords:Mike Long

The 42 pound cheque

Polka

(Ireland)

$\text{♩} = 140$

D G D G D

0 - 1 - 1 0 - 0 2 0 3 1 - 1 - - 3 2 0
 - 0 - 0 - - - - - - - - - - - - - - - -

D G D [1 G A D] 2

0 - 1 - 1 0 - 0 2 - 3 1 - - - - - - - - - - 1
 - 0 - 0 - - - - - - - - - - 1 1 2 1 0 0 0 -

G A D | D

3 1 - - 3 2 0 0 - 0 - - - -
 - - 0 0 - - - - - 0 - - - 0 2 0
 - - - - - - - - - - - - - - - -

G A D

- - - - - - 2 1 0 - - 0 - - - 2 1 0 - - -
 3 3 2 1 0 - - - 1 - 1 1 0 - - - - 2 2 1 2

G A [1 D] 2 D

- - - - - 2 0 1 2 - - - 1 - - -
 3 2 1 0 - - - - 0 0 0 - 0 0

>>

Source: ?

Transcription: Transcription, chords: Mike Long

Freedom for Ireland

The siege of Ennis

Polka

(Ireland)

♩ = 140

G G (D) C

0 1 0 - 0 1 3 - - - - 3 1 1 3 2 1
- - - 1 - - - 0 1 - 0 1 0 - - - -
- - - - - - - - - 0 - - - - - - -

G G D G

0 1 0 - 0 1 3 - - - - 3 - 3
- - - 1 - - - 0 1 - 0 1 0 - 0 -
- - - - - - - - - 0 - - - - - - -

G C G C

1 - - - 1 6 - - - 3 1 1 0
- 0 0 - - - 1 1 - 0 1 0 - - - -
- - - - - - - - - - - - - - - - -

G C D Em

1 - - - 1 6 - - - - - - - - - -
- 0 0 - - - 1 1 1 2 3 1 2 0 1 1 1 2
- - - - - - - - - - - - - - - - -

C D Em G C

- - - - - - - - - 1 0 1 - 0 1 0 3 1 1 3 2 1
3 1 2 0 1 2 1 0 - - - 0 - - - - - - -
- - - - - - - - - - - - - - - - - -

G G D G

0 1 0 - 0 1 3 - - - - 3 - 3
- - - 1 - - - 0 1 - 0 1 0 - 0 -
- - - - - - - - - 0 - - - - - - -

>>

Book: Roche 3 (as a long dance)

Nicholson's collection (?) -as a polka

Royal Irish Rangers(?) -as a reel

O'Neill's 1815

Source: O'Neill's 1815

Transcription: Transcription:Bob Safranek, chords:Mike Long

>>

The glen cottage 1

Polka

(Ireland)

♩ = 140

Am G Am Am G Am

G Am Am G Em G | 1

Am Am Am

G D Am

Em G Am

>>

Book: Irish Traditional Music Session Tunes 2 n22 is a different tune

Ceol Rince 3, #78

Source: Ceol Rince 3

Transcription: Transcription, chords: Mike Long

Heave and go

Polka

(Shetland Islands)

♩ = 140

The musical score is written in G major (one sharp) and 2/4 time. It consists of five staves of music. The first four staves contain the main melody with guitar tablature below each note. The fifth staff contains a final melodic phrase. Chords are indicated above the staff lines. The tempo is marked as ♩ = 140.

Staff 1: Chords: G, G, (C), G. Tablature: 0 0 1 0 3 | 3 2 1 0 3 | - 0 - 3 3 | - 1 - 1 - 3 3 | - 1 - - 1

Staff 2: Chords: G, (C), G. Tablature: 0 0 1 0 3 | 3 2 1 0 3 | - 0 - 3 3 | - 1 - 1 - - -

Staff 3: Chords: G, G, (C), G. Tablature: - - 6 - - - | - - 1 - - - | - - 1 - - - | - - 6 - - - | - - 1 - - - | - - 0

Staff 4: Chords: G, C, G, (D), C, G, C. Tablature: - - 1 - - - | - - - - - - | - - - - - - | - - - - - - | - - - - - - | - - 6 - - - | - - 1 0 - -

Staff 5: Chord: G. Tablature: 3 - - | - 0 - - | - 1 - -

>>

Source: Richard Robinson

Transcription: Transcription:Richard Robinson(?), Chords:Mike Long

The humours of Listowel

Babes in the woods

Polka

(Ireland)

$\text{♩} = 140$

Staff 1: D G A D A
 Staff 2: D G A D
 Staff 3: A
 Staff 4: (G) A A G A
 Staff 5: D

>>

Book: Irish Traditional Music Session Tunes 3 n45

Source: Castle Ceili Band

Transcription: Transcription:m euritt, minor arr., chords:Mike Long

I'll buy boots for Maggie

Polka

(Ireland)

♩ = 140

The musical score is written in 2/4 time with a tempo of 140 beats per minute. It consists of five staves of music. Each staff includes a treble clef, a key signature of one flat (F major/D minor), and a series of notes with stems. Below each staff are guitar fret numbers (0-6) and chord symbols (Am, Em, G) indicating the accompaniment. The first staff has a repeat sign at the beginning. The second staff ends with a double bar line and repeat dots. The third staff begins with a double bar line and repeat dots. The fifth staff ends with a double bar line and repeat dots.

Staff 1: Am (Em) G
 Staff 2: Am Em G Am
 Staff 3: Am G Am
 Staff 4: G Am G Em G
 Staff 5: Am

>>

Jessica's polka

Polka

♩ = 140

Staff 1: A D A E
 Staff 2: A D A E
 Staff 3: D A A
 Staff 4: D A D A
 Staff 5: E

>>

Source: Richard Darsie

Transcription: Transcription, chords: Mike Long

Jim Keefe's

Polka

♩ = 140

The musical score consists of five staves of music in G major (one sharp) and 2/4 time. The tempo is marked as ♩ = 140. The chords and fret numbers are as follows:

- Staff 1:** Chords: D, C, D. Fret numbers: 0 2 0 1 0, 6 0 0, 0 2 0 1 2.
- Staff 2:** Chords: A, D, C, D, A. Fret numbers: 3 2 1 0 0 1 0, 6 0 0 3 2 3 4 3 1.
- Staff 3:** Chords: D, D. Fret numbers: 0 0 1 2 1 2 0. Includes repeat signs.
- Staff 4:** Chords: G, D, C, D. Fret numbers: 3 2 3 1 2 1 2 4 3 1 1 2 1 2 0.
- Staff 5:** Chords: G, D, A, D. Fret numbers: 3 2 3 1 2 3 4 3 1 0 0.

>>

Book: Ceol Rince 3 n64

Source: Lark camp 96 (Laurie)

Transcription: Transcription:?, minor arr., chords:Mike Long

John Ryan's

Polka

(Ireland)

♩ = 140

The musical score is written in treble clef with a key signature of two sharps (F# and C#) and a 2/4 time signature. The tempo is marked as ♩ = 140. The score consists of five staves of music. Above the notes, chords are indicated: D, G, D, D, G, A, D, G, D, A, D, G, D, A, D, G. Fingerings are indicated by numbers 0, 1, 2, 3 below the notes. The score includes repeat signs and first/second endings. A double bar line with a right-pointing arrow (>>) is located at the end of the third staff.

Source: My arrangement from various sources

Transcription: Transcription, arrangement, chords: Mike Long

The Kerry cow

Polka

(Ireland)

♩ = 140

Chords: D, G, A, D, A, G, D, A, D, G, A, D

Fretting numbers (from left to right):
 Staff 1: 0 1 0 3 2 0 3 3 2 1 2 3 2 1
 Staff 2: 0 1 0 3 2 0 2 0 3 1 0 0
 Staff 3: 0 1 2 0 2 0 0 1 3 3 2 3
 Staff 4: 1 0 0 0 1 2 0 2 0 0 3 1 0 2
 Staff 5: 0 0

>>

Book: Ceol Rince 2 n116

Source: Henrik Norbeck ABC

My arrangement from various sources

Discography: Sean Ryan: Siuil Uait

Transcription: Transcription, arrangement, chords:Mike Long

Kerry polka

Polka

(Ireland)

♩ = 140

Em D Em D

Em D A

Em G Em

G D

A

>>

Book: Music from Ireland Vol. 3
 Source: Music from Ireland Vol. 3
 Transcription: Transcription, chords:Mike Long

Knocknaboul polka 1

The glen cottage
The Scartaglen polka

Polka

(Ireland)

See also: Maggie in the wood

♩ = 140

G D

3 0 3 - 0 1 - - - - 1 1 0 - 0 1 0 0 1 2 3 1 1 0 - 0 1 0 0 1 0

G G D G

3 0 3 - 0 1 - - - - 1 0 1 0 3 3 - 0

>>

G C G

1 - - - - - 1 1 0 3 0

D G C G D | 1

1 0 0 - 0 1 - - - - - 0 1 0 1 0

G | 2 G G (D)

3 3 - 0 3 3 - - - - 3 3 4

G G D G C

5 5 4 3 3 4 3 4 5 5 4 3 1 1 2 3 1

G C G D 1 G 2
 - - - - - - - - - 3 -
 - 1 - - - - 1 0 1 0 - - - 3 -
 0 - 3 1 0 - - - - - - - - - - 3 - 0

G
 3 - -
 - - 3 -
 - - 0 -

Book: Ceol Rince 3 n62

Irish Fiddle Book p144

Irish Traditional Music Session Tunes

Source: ?

Discography: Davy Spillane: Atlantic Bridge- Scartaglen

Transcription: Transcription, arrangement (?), chords:Mike Long

>>

Knocknaboul polka 2

Polka

(Ireland)

♩ = 140

G D

3 1 1 1 0 3 1 1 2 0 0 1 0 2 0

G D C G

3 1 1 1 0 1 0 3 2 0 6 0 3 3

G D

3 3 2 3 4 4 3 2 0 0 1

G D C

2 3 4 2 3 3 2 3 4 5 4 3 2 0 6 0

G G

3 3 1 1 6 6 0 3

D G

2 3 2 1 2 0 2 3 3 1 0 1 6 6 0 3

>>

D
C
G

- - - 6 - 3 3
 - - - - 0 - -
 2 1 0 - - - -

Book: Ceol Rince 3 n65

Irish Fiddle Book p144

Irish Traditional Music Session Tunes 3 n46

Source: irishf~5.abc

Transcription: Transcription:?, minor arr., chords:Mike Long

>>

The lakes of Sligo

The lass of Gowrie

Polka

(Ireland)

♩ = 140

Chords: D, G, A, D, D, (A), G, D, (A), G, D, A, D, G, A

Fret numbers: 0 2 0 0 1 0 1 0 0 1 0 1 2 0 1 0 1 2 1 0 2 1 0 1 2 1 0 1 0 2 1 0

>>

Book: Kerr's Third p42

Bulmer & Sharpley

Irish Fiddle Book p70

Source: My arrangement from various sources

Transcription: Transcription, arrangement, chords:Mike Long

Maggie in the wood

Polka

(Ireland)

See also: Knocknaboul polka 1

♩ = 140

The musical score consists of six staves of music in G major, 2/4 time. Each staff includes a treble clef, a key signature of one sharp (F#), and a time signature of 2/4. The music is written in a rhythmic style with eighth and sixteenth notes, often featuring triplets. Above each staff, guitar chords (G, C, D) are indicated. Below the notes, fretting diagrams are provided, showing fingerings for each note (e.g., 1 0, 3 0, 1 1, 2 1, 0 1, 0 0, 0 0, 1 0, 3 2, 1 0, 1 2, 3 1, 0 3, 2 1, 0 3, 0 3, 1 1, 0 0, 1 0, 3 0, 3 0).

>>

C G D G
 1 - - - - - 0 1 0 1 0 3 3
 - 1 1 2 1 - - - - - - - -
 - 1 1 2 1 0 - - - - - - - -

Book: Irish Traditional Music Session Tunes 2

Source: My arrangement from various sources

Transcription: Transcription, arrangement, chords:Mike Long

>>

The magic slipper

Polka

$\text{♩} = 140$

Staff 1: Chords D, A. Fretboard diagrams: 0 1 0 - 2 0 2 - 0 - 0 1 0 - 3 2 1 2 1

Staff 2: Chords D, A, D. Fretboard diagrams: 0 1 2 3 - - - - 0 1 2 - - - 2 - - - 1 0 0 0 1

Staff 3: Chords D, D. Fretboard diagrams: - - - - - - - - - - - - 2 1 0 0 1 2 0 3 1 2 0 - -

Staff 4: Chords A, D. Fretboard diagrams: 0 - 2 - - - - - - - - - - - - - - - - 2 1 - 0 0 2 1 1 0 1 2 0 3 1 2 0 - -

Staff 5: Chords A, D. Fretboard diagrams: 0 - - 2 - - - - - - - - - - - - - - - - 3 1 - 0 0 1 0 0 1

>>

Source: Various web abc's
 Discography: Begley & Cooney: Meitheal
 Transcription: Transcription:??, minor arr., chords:Mike Long

The maid of Ardagh

Johnny O'Leary's

Polka

$\text{♩} = 140$

Staff 1: D, D, A, D, (G)
Staff 2: D, D, A, D
Staff 3: A, A, (D), A
Staff 4: A, E, A, A, (D), A, E
Staff 5: A

Source: Richard Darsie

Transcription: Transcription, chords: Mike Long

Mairi's wedding

Polka

(Scotland)

♩ = 140

1 1 1 2 - - - 1 0 2 1 0 - 0 2 1 2 - -
- - - - - 0 1 2 1 0 - - 2 1 2 - - 1

1 1 1 2 - - - 1 0 2 0 1 1
- - - - - 0 1 2 1 0 - - - - -

- - - - - - - - 1 0 2 1 0 - 0
1 1 1 2 1 0 - - - - -

2 1 2 - - - - - - - - 2 1 0 - - -
- - - 1 1 1 2 1 0 - - - - -

1 - - - - - 1 - - - - -

Source: Richard Robinson

Transcription: Transcription:Richard Robinson(?),rearrangement, chords:Mike Long

Many's a wild night

Polka

♩ = 140

D G

D G A

D D A

D A

A G D

>>

Source: David Kidd

Pubscouts

Discography: Jackie Daly, Many's a Wild Night

Transcription: Transcription:Lorna LaVerne?, chords:Mike Long

O! the britches full of stitches

The breeches full of stitches

Polka

(Ireland)

$\text{♩} = 140$

0 1 2 0 1 0 2 - 0 1 2 0 1 0 2

- -

- -

0 1 2 0 1 0 2 - 0 1 0 2 2 1 1

- -

- -

1 2 1 2 1 0 1 2 1 2 1 2

- -

- -

1 0 2 - - - 2 1 0 1 2 - 0 1 0 2

- -

- -

2 1 1

- - -

- - -

Source: My arrangement from various sources

Transcription: Transcription, arrangement, chords:Mike Long

Rattling bog

Polka

♩ = 140

The musical score for 'Rattling bog' is presented in five staves, each with a treble clef and a key signature of two sharps (F# and C#). The time signature is 2/4. The tempo is marked as ♩ = 140. The music is written in a single melodic line, with guitar chords and fret numbers indicated below the notes. The chords are D, G, A, and D. The fret numbers are: 0 1 2, 2 1 0, 0 0 0 1, 2 1 1, 2 2 1 0, 0 1 1 1 0, 0 0 0, 0 1 2 0 1 0, 2 0 1 0 1 2 4 4 2, 1 0 1 0 1 2 0 1 0, 2 0 1 0 1 2 4 4 2, 1 0 0, 2 0 1 0 1 2 4 4 2, 1 0 0.

>>

Source: Nottingham Music Database
Kevin Briggs, via EF
Transcription: Transcription:???, chords:Mike Long

69th Street

Polka

(Ireland)

♩ = 140

Am G Em

0 1 6 - - - - 0 1 4 1 0 1 - 1 0 1 3 1

Am G Em | 1

- - 6 - - - - - - - 3 - - - - -

0 1 - - - 0 1 4 1 0 1 - 1

Am | 2 Am Am

- - 1 - - - - - - - - - - - - - - -

0 0 - - - 0 0 - - - 4 4 1 1 4 4 1

>>

G Em Am

- - 3 - - - 3 1 - - - - - - - - - -

- 1 3 1 0 1 - - - - - 4 4 1 1 4 4 1

0 - - - - - - - - - - - - - - -

G Am Am

- - 3 - - - - - - - - - - - - - - -

- 1 - 1 0 0 - - - - - 4 4 1 1 4 4 1

0 - - - - - - - - - - - - - - -

G Em Am

- - 3 - - - 3 1 - - - 6 - - - - -

- 1 - 1 0 1 - - - 0 1 - - - - -

0 - - - - - - - - - - 0 1 4 1

G Em Am

- 3 -

- - 1 -

0 - - 0 0

Book: Music of Corktown(?)

Source: P. Varlet

Discography: Celtic Thunder: Green Linnet GL 1029 (1981)

Transcription: Transcription:?, chords:Mike Long

>>

Spanish lady

Polka

♩ = 140

Chords: D, G, A, D, G, A, D, A, G, A

Fretboard diagrams (fingerings):

- Staff 1: 0 3 2 0 0 1 2 2 0 0 1 2 3 1 2 0
- Staff 2: 1 0 0 1 0 3 2 0 0 1 2 2 0 0 1 2 3 1 2 0
- Staff 3: 1 0 0 2 4 4 5 4 2 1 0 0 1
- Staff 4: 2 4 4 2 1 0 1 2 4 4 5 4 2 1 0 0 1 2
- Staff 5: 3 1 2 0 1 0 0

>>

Book: Session tunes 1 (???)

Source: John B. Walsh

ceolas~2.abc

Transcription: Transcription:???, chords:Mike Long

Taur polka

Polka

♩ = 140

Chord progression: D (A) C (G) D (A) C G D A D A C G

Fretboard diagrams (Staff 1):
 D: 1 0 0 2 3 0 0 0
 (A): 0 2 0 1 0 0 0 0
 C: 6 6 6 3 0 0 0 0

Fretboard diagrams (Staff 2):
 (G): 0 2 3 0 2 3 0 0
 D: 0 1 0 0 0 0 0 0
 (A): 0 2 0 1 0 0 0 0
 C: 6 6 6 1 0 0 0 0

Fretboard diagrams (Staff 3):
 G: 1 0 0 0 0 0 0 0
 D: 1 2 3 2 1 0 0 0

Fretboard diagrams (Staff 4):
 A: 2 0 0 0 0 0 0 0
 D: 2 0 1 2 3 4 3 2
 G: 2 3 2 1 0 0 0 0

Fretboard diagrams (Staff 5):
 A: 2 0 0 1 0 0 0 0
 C: 6 6 6 1 2 0 0 0
 G: 0 0 0 0 0 0 0 0

Book: Pipers club(?)

Source: pipers~1.abc

Transcription: Transcription:Denis Brooks?, minor arr., chords:Mike Long

Up and away

Polka

(Ireland)

♩ = 140

G D C/G (D)

G D G

G C G D

G G C G D

G

0 3 3 2 3 5 4 3 2 4 3 2 1 0 1 1 0 1 0 0 0 1 0 3 3

>>

Book: Irish Traditional Music Session Tunes 3 n47

Source: ???

Transcription: Transcription (?), arrangement (?), chords:Mike Long

Wallace's Cross

Polka

(Ireland)

$\text{♩} = 140$

Staff 1: A G A G
 Staff 2: A G A G D
 Staff 3: D G
 Staff 4: A D G A
 Staff 5: D

Book: Ceol Rince 3 n69

Discography: Chieftains 8, Trk.6 #3

Transcription: Transcription, chords:Mike Long

Winhams

Polka

♩ = 140

The musical score for 'Winhams' Polka is presented in five staves. The key signature is one sharp (F#) and the time signature is 2/4. The tempo is marked as ♩ = 140. The score includes guitar chords and fret numbers for each note.

Staff 1: Chords: G, C, G, C, G. Fret numbers: 0 3 - - - 3 0 | 1 3 0 3 | 1 3 0 3.

Staff 2: Chords: D, G, C, G, C, D. Fret numbers: 1 0 0 1 0 | 3 - - - 3 0 | 1 3 0 3 | 1 3 0 - | - - - - 0.

Staff 3: Chords: G, G. Fret numbers: 1 3 3 | - - - - | 0 1 2 3 | - 1 - | - 3.

Staff 4: Chords: Am, C, D, C, D, G. Fret numbers: - - 6 - - 0 2 - 6 - - 6 - - - - 3 - - | - 0 - - - 0 - - 0 - 1 0 1 - - - - 1 - | 2 - - 1 0 - - - - 0 1 2 3 - - 3.

Staff 5: Chords: Am, C, D, G. Fret numbers: - 0 6 - - 0 2 - - 3 3 | 2 - - 1 0 - - - 0 - 1 - - - - -

>>

Source: Nottingham Music Database- "NPTB, via EF"
 Transcription: Transcription, chords:Mike Long

The wren's polka

Polka

$\text{♩} = 140$

Chord progression: A D A E

Fingering: 0 2 - - 1 2 - - 0 0 0 - - - 2 1 0 - - 1 2 1 0 - -

Chord progression: A D A E [1 A] 2

Fingering: 0 2 - - 1 2 - - 0 0 0 - - - 2 1 0 1 - - 2 0 0 - -

Chord progression: A A D A

Fingering: 2 0 0 1 - - 2 - - 2 - - - - - - - - 2 1 0 - -

Chord progression: E A D A E

Fingering: 1 2 1 0 - - - 2 - - 2 - - - - - - - - 2 1 0 1 - -

Chord progression: A A D A

Fingering: 2 0 0 1 - - 2 - - 2 - - - - - - - - 2 1 0 - -

Chord progression: E A D A E

Fingering: 1 2 1 0 - - - 0 2 - - - - 0 0 0 - - - 2 1 0 1 - -

>>

A

2 0 0 1

Source: Henrik Norbeck

Transcription: Henrik Norbeck(?), major rearrangement, chords: Mike Long

>>

The yellow goat

I have two yellow goats
To ladies' eyes

Polka

(Ireland)

The original highland laddie (?)

$\text{♩} = 140$

G D

0 1 3 - 1 0 3 1 0 0 3 1 0 1 -
- - - 0 1 0 - 1 0 0 - 0 1 0 1 -
- - - - - - - - - - - - - - - 0

G C 1 2

0 1 3 - - 3 1 1 0 1 3 1 1 3
- - - 0 1 0 1 0 - - - - - - - -
- - - - - - - - - - - - - - - -

C G

3 1 1 - - - 6 1
- - - 0 1 0 1 3 0 - - - - -
- - - - - - - - - - - - - - -

D C

- - - 3 - - - 6 -
1 0 0 - 0 1 0 0 - - - - - - - -
- - - - - - - - 0 1 0 1 3 0 - - - 1

G 1 2

- 3 3 - - 3 3 - - 3 3 1
1 - - 0 1 3 3 - - - 1 - - -
- - - - - - - - 0 - - - - - - -

>>

Book: Kerr's Third, p41

Source: My arrangement from Norbeck's files

Discography: Begley & Cooney: Meitheal

Michael Tubridy: The Eagle's Whistle

Transcription: Transcription, arrangement, chords:Mike Long

>>

The academy jig

Jig

Chords: G C G D C G G C D G

Fret numbers:
 Staff 1: 1 0 3 3 - - 6 - - 6 1 - - 6 1
 Staff 2: - 1 3 2 1 0 3 3 - - 6 - - 6 1 - - 6 - 3 2 1 0 -
 Staff 3: 1 3 3 - - 1 0 1 3 2 1
 Staff 4: - - 1 - 6 - - 1 - 0 - 6 6 - 1 - - 0 1 3 2 1
 Staff 5: - - 1 - 6 - - 0 - 6 - 1 3 3 0 3 - 0 - 1 - -

>>

Book: Kerr's First p30

Source: Kerr's First p30

Transcription: Transcription,chords:Mike Long

Ah! Sure such a pair

Jig

(Ireland)

The musical score is written in G major (one sharp) and 6/8 time. It consists of five systems of music, each with a treble clef staff and guitar tablature below. Chord symbols (G, C, D) are placed above the staves to indicate the harmonic structure. The tablature uses numbers 0-6 to represent fret positions on the strings.

System 1: Chords G, G, C, G, D. Tablature: 3 0 1 1 0 1 0 3 5 4 3 0 0 1 0 3 0.

System 2: Chords G, G, C, G, D. Tablature: 3 0 1 1 0 5 4 3 0 3 0 1 0 1 0 1 0.

System 3: Chords G, G, C, G. Tablature: 1 6 0 3 5 4 2 3 0 1 5 5 4 3.

System 4: Chords D, G, C, G, C. Tablature: 2 3 4 0 1 0 1 1 0 5 4 3 0 3 0 1 0 1.

System 5: Chords G, D. Tablature: 0 1 3 0 3.

>>

Book: O'Neill's 1835

Source: O'Neill's 1835

Transcription: Transcription: Bob Safranek, chords: Mike Long

Apples in winter

Sunday is my wedding day

Jig

(Ireland)

Em D

Em (G) D

Em Em

G D Em

G D Em

The musical score is written in G major (one sharp) and 6/8 time. It consists of five staves of music. Each staff contains a treble clef, a key signature of one sharp (F#), and a 6/8 time signature. The notes are written on a five-line staff. Below the notes, fret numbers are indicated for each string. Chords are labeled above the staff: Em, D, (G), and Em. The music includes a repeat sign in the third staff. The final staff ends with a double bar line and repeat dots.

>>

Book: O'Neill's 1111
 Kerr's Second p29
 Source: O'Neill's 1111
 Transcription: Transcription, minor arr., chords:Mike Long

Atholl highlanders

Jig

The musical score for 'Atholl highlanders' Jig is presented in six staves. Each staff contains a line of music with guitar tablature below it. The key signature is three sharps (F#, C#, G#) and the time signature is 6/8. The chords indicated above the staves are A, E, and D. The tablature uses numbers 0, 1, 2, and 4 to represent fret positions on the strings. The score includes repeat signs and a double bar line with repeat dots at the end of the piece.

Staff 1: A A E A
 Staff 2: E A A E A D
 Staff 3: E A A
 Staff 4: D A E A
 Staff 5: D A D E A
 Staff 6: A

>>

The image shows a musical score for guitar in the key of A major (three sharps: F#, C#, G#). It consists of four staves of music, each with a treble clef and a key signature of three sharps. Chord diagrams are placed above the staves, and fret numbers are written below the notes.

Staff 1: Chords: E, A, A, D. Fret numbers: 1 2 - 2 1 0, 4 1 1 1 0, 4 1 1 1 0, 4 1 1 2 1 0.

Staff 2: Chords: E, A, A. Fret numbers: 2 - 0 1 0, 0 1, 2 0 2, 2 0 2. Includes repeat signs.

Staff 3: Chords: D, A, G, A. Fret numbers: - 1 - - 1 - 0, 2 0 2 2 0 2, 1 - 1 1 - 1, 2 0 2 2 0 2. Includes triplets.

Staff 4: Chords: D, A, D, E, A. Fret numbers: - 0 1 - - 1 - 0, 1 4 1 2 1 0, 2 - 1 0.

>>

Source: Nottingham Music Database, Kevin Briggs, via EF
 Transcription: Transcription:?, chords:Mike Long

Austin Barrett's
 Mulvihills
 The dusty windowsill
 The barracks
 The trip to the highlands
 Chicago

Jig

Sean Harling (Ireland)

Am G Em

Am C Em G Am

Am G Em

G Em G Em G

Am Am

0 1 1 0 0 1 1 0 3 2 3 1 3 3 0 3 3 1 3 3 6 1 0 0 0 1 0 0 0 1 0 0 0 1 0 0 3 2 0 1 0 3 1 0 0 1 0 0 0 1 0 3 2 0 1 0 3 1 0

>>

The image shows a musical score for guitar in G major. It consists of two staves of music. The first staff has four measures with chords G, Am, Am, and G. The second staff has three measures with chords Em, G, and Am. Fret numbers are indicated below the notes, and chord diagrams are shown above the notes.

Staff 1:

- Measure 1: G chord. Notes: G4 (3), A4 (3), B4 (3), G4 (1), F#4 (0).
- Measure 2: G chord. Notes: G4 (3), A4 (3), B4 (3), G4 (1), F#4 (0).
- Measure 3: Am chord. Notes: G4 (0), A4 (1), B4 (0), G4 (3), F#4 (2).
- Measure 4: Am chord. Notes: G4 (0), A4 (1), B4 (0), G4 (3), F#4 (2).

Staff 2:

- Measure 1: Em chord. Notes: G4 (4), A4 (3), B4 (1).
- Measure 2: G chord. Notes: G4 (0), A4 (1), B4 (3).
- Measure 3: Am chord. Notes: G4 (0), A4 (1), B4 (0), G4 (0).

Book: Xerox of uncertain origin?

Source: Xerox of uncertain origin

Transcription: Transcription, rearrangement, chords:Mike Long

>>

Ballyhooley

Jig

The musical score for "Ballyhooley" is presented in five staves. Each staff contains a line of music with chords indicated above and fingerings indicated below. The key signature is one sharp (F#) and the time signature is 6/8. The first staff begins with a treble clef and a key signature of one sharp. The second staff continues the melody. The third staff includes a repeat sign at the beginning. The fourth staff continues the melody. The fifth staff concludes the piece with a double bar line and repeat dots.

Chords and fingerings for the first staff:

G: 3 - 3 - 6 - - - 6 - - 3 - 3 - - - 6 -
 - 0 - 1 - - 0 1 0 - - - 0 - 1 - - 0 - 1 - - 0 - 3 2 1 0 - 1
 - - - 0 - - 0

Chords and fingerings for the second staff:

C G D C G D G
 6 - 6 - - - 0 - - 6 - - - 3 6 - 2 3 3
 - - 1 - 1 1 0 1 0 - - - 1 - - 0 - - -
 - 1 - - 0 - - - 0 1 0 - - - 0 - - -

Chords and fingerings for the third staff:

G C G G
 - - - - 1 - - - 3 - - - - - - - - - -
 3 2 1 0 0 1 0 - - 0 3 2 1 0 0

Chords and fingerings for the fourth staff:

C D G D C G G D
 - 6 - - - - - - - - - - 3 - - - 6 - 2
 - - 0 0 - - - - - - - - - 1 - 1 - 1 - 0 -
 1 - - - 1 2 3 5 3 4 2 0 1 3 1 0 - - 0 - - -

Chords and fingerings for the fifth staff:

G
 3 3
 - -

>>

Book: O'Neill's 877
 Source: O'Neill's 877
 Transcription: Transcription: Dan G. Petersen, chords: Mike Long

The battering ram

Jig

(Ireland)

G

1 - - - 3 - - 3 - - 3 3 - - 3 - 3 1
 0 - - - - - 0 - - - - - 0 - - - - - 0 - - - - -

D G Am/C

3 1 0 0 - - - 3 - - 3 - - 6 - - - 3 - 3 - - -
 - - - - - 1 - 1 - 1 0 - 1 - 1 1 0 - 0 - 0 1 0 1
 - - - - - 0 - - - - - 0 - - - - - - - - - - -

D G

3 1 0 0 - - - - - 1 - - - - - - - - - -
 - - - - - - - - - - 0 1 3 4 3 4 - - - - -
 - - - - - - - - - - - - - - - 0 1 3 4 3 4

C G D G D

- - - - - 1 - - - - - - - - - - - - - - -
 5 3 1 1 0 - 0 1 3 4 3 4 5 3 1 1 3 4 5 4 3 4 3 1

C G D

-
 3 1 0 1 2 3 1 0 - - - - - 3 1 3 1 0 0
 -

G

- - - - - 3 - 3 - 0 0 - - - 3 - 3 1
 - - - 1 - 0 - 1 - - - - - 1 0 - 0 - -
 1 0 - - - - - - - - - - 0 - - - - -

>>

D G Am/C

3 1 0 0 - - - 3 - 3 - 6 - - - 3 - 3 - - - -

- - - - - 1 - 0 - 1 - - 1 1 0 - 0 - 0 1 0 1

- - - - 1 0 - - - 0 - - - - - - - - - -

D

3 1 0 0

- - - -

- - - -

Book: Irish Traditional Music Session Tunes 2
 Source: Irish Traditional Music Session Tunes 2
 Discography: Chieftains 1
 Kevin Crawford: D flute album
 Transcription: Transcription, chords:Mike Long

>>

The black rogue

The black joke

Michael Mulloy

Johnny McGill

Shane Glas

Sublime was the warning

Shandrum boggoon

Come under my plaidie

Jig

(Ireland, Scotland, England)

Chord diagrams and fret numbers for the guitar accompaniment:

Staff 1: G
Fret numbers: 3 0 1 1 1 0 1 0 1 1 1 3 0 1 1 1 0 1

Staff 2: Em/C G C G
Fret numbers: 3 1 1 1 - - - - - 0 1 1 1 0 1 0 1 1 1 0 3 0 1 6 - - - 0 1 - 1 0 1

Staff 3: Em G D
Fret numbers: 3 1 1 1 - - - - - 0 3 2 3 4 3 4

Staff 4: C G D C G D
Fret numbers: - - - - - 1 3 2 3 4 3 4 5 3 1 1 3 4 5 3 5 4 2 4

Staff 5: C G Em
Fret numbers: - - - - - - - - - 3 1 1 1 3 1 2 3 1 0 1 - - - - -

>>

Book: Skye Collection p175

O'Neill's 915

Winder (?)

Source: O'Neill's 915

Transcription: Tom Keays, minor arr., chords: Mike Long

>>

Blackberry quadrille

Jig

(USA)

Chords: D, A, G

Fingerings (Staff 1): 2 3 4 4 5 4 6+ 4 2 0 2 1 2 0 2 3

Fingerings (Staff 2): 2 0 1 0 2 3 4 4 5 4 6+ 4 2 0 2 1 2 0 1 2

Fingerings (Staff 3): 0 2 1 0 2 3 0 1 3 0

Fingerings (Staff 4): 2 0 0 1 2 3 1 1 0 2 1 0 2 1 0 1 3 0

Fingerings (Staff 5): 2 0 0 1 2 3 1 0 1 2 0 2 0

>>

Book: New England Fiddler's Repertoire
 Source: New England Fiddler's Repertoire
 Transcription: Transcription, minor arr., chords:Mike Long

Blackeyed Bidy

Jig

(Ireland)

1 0 1 0 0 2 1 4 2 1 0 2 1 0 1

2 0 0 4 1 2 0 1 0 0 2 1 4 2 1 0 2 1 0 1

2 0 0 0 4 1 4 2 4

1 4 2 1 0 1 2 6+ 4 1 1 4 1 2 2 0 2 1 2 2 0

1 4 2 1 0 2 1 0 1 2 0 0 0

Book: O'Neill's 820

Source: O'Neill's 820

Transcription: Transcription: Dan G. Petersen, chords: Mike Long

The blackthorn stick

Jig

(Ireland)

1 4 6+ 4 2 4 2 1 2 0 1 0 2 1 0 0 6+ 1 1

0 2 2 1 1 4 6+ 4 5 4 2 1 2 0 1 0 2 1 0 0 6+ 1 1

2 0 0 0 1 2 1 1 4 1 1

2 1 1 4 1 1 2 1 1 4 6+ 2 1 0 2 1 1 4 6+ 4 5 4 2

1 2 0 1 0 2 1 0 0 6+ 1 1 2 0 0 0

Book: Kerr's First p37

Source: Kerr's First p37

Transcription: Transcription, chords:Mike Long

The blarney pilgrim

Jig

(Ireland)

The musical score consists of six staves of music in the key of D major (one sharp) and 6/8 time. Each staff includes a treble clef, a key signature of one sharp (F#), and a 6/8 time signature. The music is written in a single melodic line. Above the notes, guitar chords are indicated: G, D, and C. Below the notes, fret numbers are provided for each string, with some numbers grouped by a horizontal line to indicate triplets. The score includes repeat signs and a final double bar line with a repeat sign.

Staff 1: Chords G, D, C. Fret numbers: 0 1 0 0 1 3, 0 3 0 1 6, 1 0 0 3 1, 3 1 3 1 0.

Staff 2: Chords G, D, C. Fret numbers: 0 1 0 0 1 3, 0 3 0 1 6, 1 0 0 3 1, 3 1 0 0.

Staff 3: Chords G, D, G. Fret numbers: 0 1 0 0 1 3, 0 1 0 0 1 3, 0 1 0 0 1 3.

Staff 4: Chords D, G, G, D, C. Fret numbers: 0 1 0 3, 3 1 0 3, 0 0 1 3 1, 1 0 3 1.

Staff 5: Chord D. Fret numbers: 3 0 3 3, 0 0 0 0 6, 0 1 0 1.

Staff 6: Chords G, C, D. Fret numbers: 1 0 0 3 1, 3 1 0 3 1 0, 0 0 0 0 6, 0 1 0 0 1.

>>

G C
 - - 3 - 3 1 3 1 0 0
 1 0 - 0 - - - - -
 - - - - - - - - -

Book: O'Neill's 1099

Source: O'Neill's 1099

Transcription: Transcription, chords:Mike Long

>>

The blooming meadows

Jig

(Ireland)

The musical score is written in treble clef with a key signature of one sharp (F#) and a 6/8 time signature. It consists of six staves of music. Chord diagrams (G, D, C) are placed above the notes. Fret numbers are indicated below the notes. The score includes repeat signs and a double bar line with repeat dots at the end of the sixth staff.

Staff 1: Chords G, D. Fret numbers: 3 2 0 3 3 0 1 0 6 3 2 0 0 1 0.

Staff 2: Chords D, C, G, D. Fret numbers: 2 2 1 0 0 3 3 0 1 0 3 0 0 1 2 1 0 6 2.

Staff 3: Chords G, G. Fret numbers: 0 3 3 3 1 6 0 1 2 3 4.

Staff 4: Chords D, G. Fret numbers: 5 4 3 4 2 0 2 1 2 4 2 0 0 1 2 3 4 2 0 0 1 2 3 4.

Staff 5: Chords D, G. Fret numbers: 5 4 3 4 2 0 2 1 0 6 2 0 3 3 3.

Staff 6: Chords G, C, G, D. Fret numbers: 3 0 1 6 0 6 1 0 3 2 0 1 0.

>>

G C G D

2 1 2 - 2 0 - - 6 - 6 - 6 - 6 - - - - 6 - 2
 - - - 0 - - 1 - 1 - - - 1 - - - - - - - - 0 -
 - - - - - - - - - - 0 - - - - 0 1 2 1 0 - - -

G

- 3 3 3
 0 - - -
 - - -

Book: O'Neill's 918
 Source: O'Neill's 918
 Transcription: Transcribed by Tom Keays (htkeays@mailbox.syr.edu)
 Transcription, arrangement, chords: Mike Long

>>

Blue Bonnet's Jig

Jig

(Ireland)

0 1 0 2 - - - - - 6+ 6+ 6+ - - 2 0 1 -
 - - - - - 1 4 5 4 4 1 - 4 - 2 - 2 1 - - 1

0 1 0 2 - - - - - - - - - - - - - - - - -
 - - - - - 1 4 5 4 4 1 2 1 0 - 0 1 - - 2 1 0

0 2 - - - 2 - - - - - 2 1 0 0 2 - - - -
 - - - 1 1 - 1 2 1 0 - - - - - 1 1 2 4

0 1 2 1 0 0 2 - - - 2 - - - - - 2 1 0 - - -
 - - - - - 1 1 - 1 2 1 0 - - - 4 - 2 1 - 1

- - - - - - - - - - - - - - - - -
 2 4 - - - 1 - - - 0 - - -

>>

Book: O'Neill's 1064 my arr.
 Source: O'Neill's 1064
 Transcription: Transcription: Henrik Norbeck, chords:Mike Long
 Transcription, arrangement, chords:Mike Long

Bobby Casey's

Jig

(Ireland)

The musical score consists of six staves of music in G major (one sharp) and 6/8 time. Each staff contains a melodic line and a corresponding set of guitar chords and fingerings. The chords used are Am, G, C, and G. The fingerings are indicated by numbers 1-5 and 0 (open string) below the notes. The piece concludes with a double bar line and repeat dots at the end of the sixth staff.

>>

Book: Music from Ireland Vol. 3
 Source: Music from Ireland Vol. 3
 Transcription: Transcription, chords:Mike Long

Boiled goats' milk

Jig

(Ireland)

The musical score is written in G major (one sharp) and 6/8 time. It consists of five staves of music. Each staff has a treble clef and a key signature of one sharp (F#). The notes are written in a rhythmic pattern characteristic of a jig. Below each staff is a line of guitar tablature, where numbers 0-6 represent fret positions on the strings. Above the notes, chords are indicated: G, C, D, and (D). A repeat sign with first and second endings is used in the third staff. A double arrow '>>' is located on the right side of the page.

Book: O'Neill's 884

Krassen O'Neill's p38

Source: O'Neill's 884

Transcription: Transcription, slight arr., chords:Mike Long

Bold John O'Leary

Jig

(Ireland)

G A D
 - - - - - 3 2 0 1 2 3 2 1 0 - - -
 4 3 1 0 - - - - - - - - - - - 0 1 2
 G A D A A D D A
 - - - - - - - - - - - 3 - - 3 2 0 1 0 2 - - - -
 3 2 3 1 4 3 2 1 0 - - - 2 0 - - - - - - - 0 - - -
 1 4 3
 D D
 -
 2 0 0 0 2 3 4 0 2 4
 G A D
 - - - - - - - - - - - - - - - 3 2 1 0 - - - -
 - - - - - - - - - - - - - - - 2 0 - - - - 2 - -
 4 3 5 4 2 0 3 3 3 3 1 2 3 1 0 - - - - 0 - 0
 A D D G A D
 - - - - - - - - - - - - - - - 3 - - - - -
 -
 1 0 2 0 1 2 1 0 - - - 0 - - 2 - -
 - - - - - 0 - - 0

>>

Book: O'Neill's 1055
 Source: O'Neill's 1055
 Transcription: Transcription: Henrik Norbeck, minor arr., chords:Mike Long

Bonny Doon

Jig

Chords: G, D, C, G

Fret numbers: 0, 1, 2, 3

>>

Book: Kerr's Fourth p28

Source: Kerr's Fourth p28

Transcription: Transcription, chords:Mike Long

The Book of Rights

Jig

(Ireland)

Chords: D, G, A, D

Fret numbers: 0, 1, 2, 3, 4, 5

>>

Book: O'Neill's 793

Source: O'Neill's 793

Transcription: Stephen Foy, chords: Mike Long

The Bouchaleen bawn

Jig

(Ireland)

The musical score is written in 6/8 time and consists of five staves. Each staff contains a line of music with guitar chords indicated above the notes and fret numbers below. The chords used are Am, C, Em, G, and Am. The fret numbers are as follows:

- Staff 1: Am (3, 1, 0, 0, 0), Am (3, 1), C (3, 6), Em (6, 1)
- Staff 2: G (0, 1, 0, 3, 1, 0), Am (1, 0, 0, 0), Am (3, 1), C (3, 6), Em (6, 1), G (6, 1)
- Staff 3: Am (0, 1, 0, 0), Am (1, 1, 4, 4, 4, 3, 4)
- Staff 4: G (5, 4, 5, 3, 1, 0), Em (1, 4, 4, 1, 1), G (1, 0, 1, 3, 1, 0), Am (1, 0, 0, 0, 3, 1)
- Staff 5: Am (3, 0, 1, 6), C (6), Em (6, 1), G (0, 1, 0, 0), Am (0, 1, 0, 0)

>>

Book: Roche 1 n120

Source: My arrangement from Roche- mdl

Transcription: Transcription, arrangement, chords:Mike Long

The boys of Clones

The butcher's march

Jig

(Ireland)

The musical score is presented in five staves, each with a treble clef and a key signature of one sharp (F#). The time signature is 6/8. The first staff begins with a D chord and contains the following fret numbers: 3 2 0 0 1 0 0 3 2 0 0 1. The second staff starts with a G chord and includes fret numbers: 1 3 3 0 0 0 0 0 1 2 3 2 3 2 4 2 3 2 1. The third staff features a G chord and a repeat sign, with fret numbers: 1 3 3 1 6 0 1 0 1 0 1. The fourth staff continues with a D chord and fret numbers: 1 0 0 1 0 1 0 1 1 3 3 1 0 1 0 1. The fifth staff concludes with a D chord and fret numbers: 1 2 3 2 3 2 4 2 3 2 1 0 3 3 1.

>>

Book: O'Neill's 867

Kerr's Fourth p24

Source: My arrangement from various sources

Transcription: Transcription, arrangement, chords:Mike Long

The boys of the town

Jig
APB Brendan Mulvihill

(Ireland)

Chords: G, G, C, G, D, G, G, (C), G, D, G, G, D, G, Am, Em/C, C/E, G, D, C, D, G.

Fretting diagrams (fingerings):

Staff 1:
 - - - - - 3 1 3 - 6 - - - - - 3 - - - - -
 - - - 1 0 1 - - - 0 - 1 - 1 0 1 0 - 1 - - - - -
 3 1 0 - - - - - - - - - - 0 - - - - - - 0 1 4 2

Staff 2:
 - - - - - 3 1 3 - 6 - - - - - 1 - 3 - -
 - - - 1 0 1 - - - 0 - 1 0 - 0 - - -
 3 1 0 -

Staff 3:
 - 3 2 3 - - - - - 6 - - - - - 3 2 3 - 6 - - - - -
 1 - - - 1 - - - 1 - 1 0 1 - - - 1 - - - 0 1 2 3 2
 - - - - - 0 -

Staff 4:
 - 3 - - - - -
 - 1 - - - - -
 1 4 4 1 4 4 5 4 3 1 0 1 2 3 1 2 3 - - 0 3 2 3

Staff 5:
 - - - - - - - - - - - 3 - - - - - 3 2 3 - 6 - - 3 2 3
 - - - - - - - - - - - 1 0 - 0 1 - - - 1 - 1 - - -
 4 2 0 1 2 3 1 0 - - - - - - - - - - 1 - - - - -

>>

Book: Roche 1 n118- almost identical
 Source: Mulvihill/Long The Morning Dew
 Discography: Mulvihill/Long The Morning Dew
 Transcription: Transcription, chords:Mike Long

Brian O'Lynn 2

Jig

(Ireland)

Chord progression: D A D A G D G D D A D A G D

Fretboard diagrams for each staff:

- Staff 1: 0 - - - - 2 3 | 0 1 0 0 1 2 | - - - - 2 -
- Staff 2: - - - - - 2 3 | 0 1 0 - - - - 1 0 | 2 1 1 1 2 1 | 0 1 0 0 - - - 3 3 | 2 1 2 0 - -
- Staff 3: 1 - - - - 0 | - - - - - 0 2 4 | 4 4 2 0 | - - - - -
- Staff 4: 2 - - - 2 0 | - - - - - 0 2 4 4 2 0 | 2 4 4 4 0 | - - - - - 0 2 4 4 2 0
- Staff 5: 2 - - - - - | - - - - - 1 0 | 1 - - - - | - 0 0 0

>>

Book: Kerr's First p38
 Source: Kerr's First p38
 Transcription: Transcription, chords:Mike Long

The brides favorite

O'Brian's

Jig

0 3 - - 0 1 3 - - - - 1 - 2 0 6 - -
 - - - - 0 1 - - 1 0 3 0 1 0 - - - 1 0

3 - - - - 3 - - 3 - - - - - 2 0 6 - -
 - 1 - - - 1 - 0 1 - 1 - - - 1 0 - - - 1 0

- - 3 3 3 - - - - - - - - - -
 1 - - - - 0 3 4 2 4

- - 1 - 1 - - - - - - - - - - - -
 3 0 - - - 0 3 3 2 1 0 1 1 1 2 3 2 3 0 1 2

- - - 3 - - - 2 0 6 - - - - 3 3 3 0
 3 0 1 - 0 1 0 - - - 1 0 1 - - - -
 3 0 - - - - - - - - - - - - - -

3 - - - - - 6 - 6 - 3 - - - - - - -
 - 1 - - - - - 1 - 0 - 1 - - - - - - -
 - - 0 3 1 0 - - - - - 0 3 3 2 4 2 3 4

>>

G D C G C G D
 5 3 3 4 3 0 | 1 3 1 0 0 | 1 3 1 0 - 0 | 3 2 3 0 - 1

Source: Mike Long

Discography: Steeleye Span Below the Salt

Transcription: Transcription, arrangement(?), chords:Mike Long

>>

The burnt old man

Jig

(Ireland)

See also: The Campbells are coming

Chord symbols: D, A, D, G, A, Em, G, D, D, G, A, D, A, D, G

Tablature (Staff 1):
 0 - - 2 0 2 2 1 0 2 - - 2 0 1 1 2 1
 - 1 0 - - - - - - - 1 0 - - - - -
 - - - - - - - - - - - - - - - - -

Tablature (Staff 2):
 0 2 - - 2 0 0 2 - - - - - - - - -
 - - 1 0 - - - - - 0 - - - - - 1 - 1 0 2 0 1
 - - - - - - - - - 0 1 2 1 0 - 0 - - -

Tablature (Staff 3):
 - - - - - - - - - - - - - - - 2 - - -
 0 2 0 0 1 2 0 1 0 0 0 - 0 1 1 1 0 1
 - - - - - - - - - - - - - - - - - - -

Tablature (Staff 4):
 - - - - - 1 0 - - 2 - - - - - 2 - - - -
 2 1 0 - - 0 - 0 0 1 2 - - - 0 1 2 1 0 - 0 -
 - - - - - - - - - - - - - - - - - - -

Tablature (Staff 5):
 - 2 0 1 0 0 2 3 - 2 2 0 2 3 2 1 0 2 3 - 2 0
 0 - - - - 0 - - - - - - - - - - - - -
 - - - - - - - - - - - - - - - - - - -

Tablature (Staff 6):
 2 1 1 1 2 0 2 - - 2 0 0 2 - - - -
 - - - - - - - 0 - - - - - 0 - - - -
 - - - - - - - 0 - - - - - 0 1 2 0 - - - 0

>>

The image shows a guitar score in D major (two sharps). It consists of three systems of notation, each with a treble clef staff and a corresponding guitar fingering line below it. Chords are indicated above the staff: A, D, Em, G, and A. The score includes repeat signs and accents (~).

System 1: Chords A and D. Fingering: - 2 0 1 0 | 0 - - - 2 - - - | 0 - - - 0 - 1 0 0 0 0 | - 0 0 0 - - - - -

System 2: Chords Em, G, and D. Fingering: 1 - - - - - | - - - 1 1 0 | 0 1 2 - - - 0 2 - - - | - 1 1 1 2 3 | 2 0 - - - - - | - - - 0 1 2 - - - 0 1

System 3: Chords D, G, and A. Fingering: - - - - - | - 1 - - - | - 2 0 1 1 2 - | 2 0 - - - 0 | - 2 0 1 0 | 0 - - - - -

Book: O'Neill's 91
 Source: Arr. 1 Seamus Creagh/Aidan Coffey
 Arr. 2 O'Neill's 91
 Discography: Seamus Creagh/Aidan Coffey
 Transcription: Transcription, chords:Mike Long

>>

The bush on the hill

The lowdown jig

McGlinchy's

Jig

Chords: G, C, D, G, C, D, G, C, G, C, D, G

Tablature: 0 1 3 0 0 3 2 3 1 1 0 3 1 0 6 6 1 0 3 1 0 6 6 1 0 3 1 0 3 2 3 1 0 0 0 1 0 3 1 0 3 2 3 6 6 1 0 6 6 6 3 1 0 0 0 1 0 3 1 0 3 2 3 6 6 1 0 6 6 6 3 0 0 0 0 0 0 3 2 3

>>

Transcription: Henrik Norbeck?, chords: Mike Long

Buttermilk Mary

Jig

(Ireland)

Chords: A, D, A, E, A, D, A, D, E, A, A, D, E, A, E, A

Tablature: 0 1 2 0 - - - 1 2 1 - - 1 - - 0 2 - - 2 0 - - - - - 0 1 2 1 0 - - - 2 1 1 1 - - - 2 - - - 2 0 - - - 0 4 2 1 - - - 0 2 0 - 1 0 - - - 2 0 0 0 - - - 2 - - - 0 1 4 4 4 - 6+ - 2 - - - 1 - - - 1 2 - - - 4 5 4 - 4 - - - 2 6+ - - - 6+ - - - 2 1 - - - 2 1 - - - 2 0 0 0 - - - 2 6+ - - - 6+ - - - 4 1 - - - 1 0 - - - 2 0 0 0 - - -

>>

Book: O'Neill's 1002

O'Neill's 1002

Transcription: Transcription: Dan G. Petersen, chords: Mike Long

Calliope House

Jig

Dave Richardson (USA)

E A

1 - 1 1 6+ 1 1 - 1 1 6+ 1 1 2 - - - -
- 1 - - - - 2 - - - - - 2 2 2 1

(B) E E

- - 6+ - 2 - - 1 2 1 1 6+ 1 2 - - 6+ - 6+ - -
2 - 1 - 1 - - - - - 1 2 - - 5 - 2 1

BM7 E A

- - - 1 - 1 1 6+ 1 1 - 1 1 6+ 1 1 2 - - - -
2 2 - 1 - - - - 2 - - - - - 2 2 2 1

(B) E E B

- - 6+ - 2 - - 1 2 1 1 6+ 1 2 - - 6+ - 6+ - - 2
2 - 1 - 1 - - - - - 1 2 - - 5 - 2 1 -

E E

- - - 6+ - - - 6+ - - - - - 6+ - - -
1 1 - 4 5 - 5 5 2 5 5 - 5 5

A (B) E

- - 6+ - 6+ - - 6+ - - - 2 1 2 1 1 6+ 1 2 - -
4 - 4 - 2 - 2 2 1 - - - - - 1 2 - 1 2

>>

The image shows a guitar transcription of a piece in G major (three sharps). It consists of three systems of notation, each with a treble clef staff and a corresponding line of guitar-specific notation (fingerings and chord diagrams).

- System 1:** Chords BM7 and E. Fingering: 6+ 5 6+ 2 1 2 1 6+ 4 5 6+ 5 5 2 5 5 6+ 5 5.
- System 2:** Chords A, (B), and E. Fingering: 4 6+ 4 6+ 2 6+ 2 2 1 1 2 1 1 6+ 1 2 1 2.
- System 3:** Chords E, B, and E. Fingering: 6+ 5 6+ 2 1 2 1 1.

Source: ~jc/music/

The Portland Collection

Transcription: Transcription, slight rearrangement, chords: Mike Long

>>

The Campbells are coming

Hob nob

Jig

(Scotland)

Chord markings: G, D, G, (C), (D), G, G, C, G, (C), (D), G

Fingerings: 1 0 3, 1 0 1 3, 1 6 1 1 0 3, 1 0 1 3, 0 1 0 0 3, 1 0 1 0 1 0 3 4 5, 3 1 3 0, 1 6 1 1 0 3, 0 3 3 4 5, 0 1 0 0 1 0 3 3 3 4 5, 1 1 1 0 0 1 2 3 2 1, 0 1 2 3 4 5, 3 1 3 0 1 1 1

Book: Riley's Flute Melodies 2 n307
 Kerr's First p32
 Source: Kerr's First p32
 Transcription: Transcription, chords:Mike Long

Carraroe

Jig

(Ireland)

The musical score for Carraroe Jig is presented in five staves. Each staff contains a line of music in treble clef with a key signature of two sharps (F# and C#) and a 6/8 time signature. Below the notes is guitar tablature, and above the notes are chord diagrams for D, G, and A. The score includes repeat signs and a final double bar line. A double arrow symbol (>>) is located to the right of the third staff.

Staff 1: Chords D, A. Tablature: 0 1 0 2 - - - - - 2 - - - - - 2

Staff 2: Chords D, G, A. Tablature: 0 1 0 2 - - - - - 1 - - - - - 2 1 0

Staff 3: Chords D, G, D. Tablature: 0 2 4 4 2 4 5 3 1 1 0 - 0 2 4 4 2 4

Staff 4: Chords G, D, G. Tablature: 5 3 1 1 2 0 2 4 4 2 4 5 3 1 1 0 1 0 1 0 0

Staff 5: Chord (A). Tablature: - - - - - 2 - - - - - 0

Book: Music from Ireland Vol. 3
 Source: Music from Ireland Vol. 3
 Transcription: Transcription, chords:Mike Long

Castletown Connors

Paddy Carty's

Jig

(Ireland)

Em D G D

G Em D

C Em

Em D Em G Em

Em D D C

>>

Source: irishf~4.abc ??

Transcription: Transcription:??, chords:Mike Long

Cherish the ladies

Jig
Often played as 2 parts (A & B)

(Ireland)

Cherish the ladies

Jig
Often played as 2 parts (A & B)

(Ireland)

D Em

G A D G A

D D A

D Em G A D A

D G A D

D A D Em

>>

G A D A D G A

3 - - 3 2 1 - 2 - - 1 - - 2 - - 3 - - - - -
 - 1 0 - - - - - 0 - 0 - - 2 - 2 - - 0 - 0 - - - 0 1 2 - - - -
 - - - - - 0 - 0 - - - 0 - 0 - - - - - 0 1 2 3

D D

- - - - - 1 0 - - - - - - - - - - - - - - - -
 2 0 0 0 - - - 0 0 2 0 0 4 0 0 2 0 0

A G A D G D A

0 2 - - - - - 2 - - - - - - - - - - - - - - - -
 - - 1 3 2 3 1 - 1 3 2 1 4 3 2 5 3 1 4 2 0 - - -

G A D

- - - - - 3 2 3 1 2 3 2 1 - - - - - - - - - - -
 - - - 1 0 - - - - - - - - - - - - - - - - - - -
 2 3 4 - - - - - - - - - - - - - - - 2 2 4 2 0

D A G G A D G

- - - - - 2 - - - - - - - - - - - 2 - - - - - - - - -
 2 1 0 - 0 1 3 3 3 2 3 1 - 1 3 2 1 4 3 2 5 3 1

D A G/D A

- - - - - 2 1 0 - - - 1 0 3 2 3 1 2 3 2 1
 4 2 0 - - - 2 0 1 0 - - - - - - - - - - - - - -

D D G D A

0 2 - - - 2 0 2 - - 3 1 0 2 - - - 2 3 1 2 3 2 1
 - - 0 0 - - - 0 1 - - - - 0 0 - - - - - - - - -
 - - 0 - - - - - - - - - 0 - - - - - - - - - - -

>>

0 2 - 0 3 - 0 2 - - - - - - - 3 2 3 1 2 3 2 1
 - - 0 - - 1 - - 0 - - - - - 1 0 - - - - - - - - -
 - - - - - - - - - - 0 1 2 0 - - - - - - - - - - -

Book: Roche 1 n88

O'Neill's 730

Source: O'Neill's

Transcription: Transcription:mvhplank, Rearrangement, chords:Mike Long

>>

Christy Barry's 1

Jig

3 - - 3 - - - - - 3 3 - - 3 1
 - 1 0 - 0 1 - - - - - 1 - - 0 1 - -
 - - - - - 0 1 3 1 0 - - - - -

0 3 3 - - 3 - - - - - 3 3 - 3 2 3 0
 - - - 1 0 - 0 1 - - - - - 1 - - 0 - - -
 - - - - - 0 1 3 1 0 - - - - -

- 3 2 3 - - - - - - - - - - 3 3
 0 - - - 1 - - - - - - - - - - 1 - - -
 - - - - - 0 3 3 2 3 4 5 3 0 1 3 1 0 - - -

- - 3 1 0 3 3 - - 3 - - - - - 3 3
 0 1 - - - - - 1 0 - 0 1 - - - 1 - - -
 - - - - - - - - - - - - - 0 1 3 1 0 - - -

- 3 2 3 - - - - - - 3 2 3 0
 0 - - - - 1 - - - - 0 - - - - -
 - - - - - - - - - - - - - - -

>>

Source: Kevin Crawford, D Flute Album
 Multi web abc's
 Transcription: Transcription:??, chords:Mike Long

Christy Barry's 2

Jig

Chord progression: G D C D

Fingering: 1 0 3 1 0 - 0 1 3 - 0 1 3 - - - - 1 0 - 1 0 - -

Chord progression: G D C | 1 D || 2

Fingering: 1 0 3 1 0 - 0 1 3 - - - - - - - - - - 3 - 1 0 - - - - 0 - 0 3 2 1 0 - - - -

Chord progression: D G D

Fingering: - 1 - - - - 1 0 - 4 3 3 4 5 4 3 1 0 1 3 -

Chord progression: C D G D

Fingering: - 1 - - - - 1 3 4 5 3 4 5 0 - 0 1 0 3 4 5 4 3 1 0 1 3 -

Chord progression: C | 1 D | 2 D (G)

Fingering: - 1 - 3 0 1 0 3 2 1 0 1 4 3 0 1 0 - - - -

Source: Kevin Crawford, D Flute Album
 Multi web abc's
 Transcription: Transcription:??, chords:Mike Long

Close to the floor

Father Tom's wager

Jig

(Ireland)

Chords: G, D, G, G, D, G, G, D, G, D, G, D, G, C, G, D, G

Book: O'Neill's 1005

Krassen O'Neill's p52

Kerr's Second p31

Source: Mike Long

My arrangement from various sources

Transcription: Transcription, arrangement, chords:Mike Long

The cock o' the north

Jig

(Scotland, Ireland)

See also: Chase me Charlie (slide)

The musical score consists of six staves of music in the key of D major (one sharp) and 3/4 time. The notes are written on a treble clef staff. Chords are indicated by letters G, D, and C above the staff. Fret numbers are written below the staff. The score includes a repeat sign with a first ending bracket and a double bar line with a repeat sign.

Staff 1: Chords G, G, (C), G. Fret numbers: 6, 1, 1, 1, 0, 3, 6, 1, 0, 1, 0, 1, 1, 1, 0, 3.

Staff 2: Chords D, G, G, (C), G, D. Fret numbers: 6, 1, 1, 1, 0, 3, 6, 1, 0, 1, 0, 1, 1, 0, 0.

Staff 3: Chords G, G, D, G, (C), G, (C). Fret numbers: 3, 3, 6, 1, 0, 1, 2, 3, 0, 1, 0, 0, 3, 0, 1, 0.

Staff 4: Chords G, D, G, (C), G, (C). Fret numbers: 3, 1, 0, 0, 1, 2, 3, 0, 1, 0, 0, 3, 0, 1, 0.

Staff 5: Chords G, D, G, D, G, (C), G, (C). Fret numbers: 1, 1, 0, 0, 3, 6, 1, 0, 1, 2, 3, 0, 1, 0, 0, 3, 0, 1, 0.

Staff 6: Chords G, D, G, G, C. Fret numbers: 3, 0, 6, 1, 1, 1, 0, 3, 6, 1, 0, 1, 0.

>>

Book: Kerr's Second p34

The Fiddle Music of Scotland

Source: My arrangement from various sources

Transcription: Transcription, arrangement, chords:Mike Long

>>

Coleman's Cross

Jig

(Ireland)

Em D

Em G D

Em G

D G D G

D G D

0 1 1 2 1 1 1 2 1 0 0 2 0

0 0 2 1 1 1 2 1 1 1 1 3 4 5 4 3 4 3 2

3 1 1 1 2 3 0 3

2 0 2 3 2 3 1 2 3 0 1 2 3 0 1

2 0 2 3 2 3 1 0 3 4 3 2 0 0 0

>>

Book: Music from Ireland Vol. 3
 Source: Music from Ireland Vol. 3
 Transcription: Transcription, chords:Mike Long

Connie the soldier

The humours of Abbeyseale

Jig

(Ireland)

Chords: A, G, A, D, D, A, D, G, A, D

Fret numbers: 1 - - - - - 3 1 2 0 0 3 3 0 1 1 0 3 3 3 1 0
 - 0 0 0 - - 2 0 - - - - - - - - - - - - -
 - - - - - 0 - - - - - - - - - - - - - - - - - -

Fret numbers: 1 - - - - - 3 1 2 0 1 2 3 - 3 1 1 0 0 0
 - 0 0 0 - - 2 0 - - - - - - - - - 0 - - - - -
 - - - - - 0 - - - - - - - - - - - - - - - - - -

Fret numbers: -
 0 1 2 0 0 1 0 1 2 0 0 0 0 1

Fret numbers: - 3
 2 1 0 0 1 0 - - - - - 0 1 2 0 0 1 0 1 2 1 0 - -
 -

Fret numbers: 0 2 3 - 3 1 1 0 0 0
 - - - 0 - - - - - - - - - - - - - - - - - -
 -

>>

Book: O'Neill's 794
 Source: O'Neill's 794
 Transcription: Transcription:Stephen Foy, chords:Mike Long

Courtney's favorite

Jig

(Ireland)

Em Em D Em C D

Em C D C G D

Em Em D Em C D

Em C D C G D

D G D

G D G/D

0 2 - - - 1 0 1 2 - 0 2 - - - 0 2 - - -

- - - 0 0 - - - 0 - - - - - - - - - - - - - - -

- - - 0 0 1 - - - 1 - - - - - - - - - - - - - - -

- - - - - - - - - - - 1 1 1 2 3 2 1 0 1 0

>>

G

1 0 3 2 1 0

- - - - -

- - - - -

Book: O'Neill's 798

Source: O'Neill's

Transcription: Stephen Foy, chords: Mike Long

>>

The Cuil Aodha jig

Jig

G D G G C
 3 3 2 0 6 0 3 3 1 6 6 1 0 3
 D G D C D | 1
 2 1 0 6 1 0 3 3 3 2 3 0 2 3 4 3 2 0 6 0 0
 G | 2 G G D
 3 0 3 3 3 0 1 3 3 2 3 0 3 3 2 3 4 0 1 2 3 4
 G C D G D
 6 6 3 2 3 3 3 3 2 3 4 0 1 2 3 4
 C D | 1 G | 2 G
 6 0 3 3 3 6 3 3 3 0 0 3

>>

Source: Wind Among the Reeds, Tommy Keane & Jacqueline McCarthy

Transcription: Naka Ishii

Transcription: Naka Ishii(?), Henrik Norbeck(?), arrangement, chords: Mike Long

The curlew

Jig

The musical score for 'The Curlew' jig is presented in six staves. Each staff contains a line of music in treble clef with a key signature of two sharps (F# and C#) and a 6/8 time signature. Chords are indicated above the notes, and fretting diagrams are provided below each staff. The fretting diagrams use numbers 0-4 to indicate finger positions on the strings.

Staff 1: Chords D, G, D, A. Fretting: 0 0 0 | 1 0 0 | 1 0 0 | 1 0 0 | 4 1 2

Staff 2: Chords D, G, A. Fretting: 0 0 0 | 1 0 0 | 1 0 0 | 3 2 1 | 2 0 0 | 4 1 2

Staff 3: Chords D, A, D. Fretting: 0 2 0 | 4 1 2 | 0 1 0 | 0 2 0

Staff 4: Chords A, D, A, G. Fretting: 4 2 1 | 2 0 2 | 0 4 1 | 2 0 1 | 0 3 2 | 1 2 0

Staff 5: Chords A, G, G, A. Fretting: 2 0 0 | 4 1 2 | 0 3 1 | 0 1 2 | 0 1 2 | 0

Staff 6: Chords G, A, G, G, A. Fretting: 0 3 1 | 1 0 2 | 1 4 1 | 2 0 3 | 1 0 1 | 2 0

>>

G A

- - - - - - - - - -
 3 2 1 2 0 2 0 0 4 1 2

Source: Richard Darsie's web page
 Transcription: Transcription, chords:Mike Long

>>

The dancingmaster

The swallowtail

The swallows nest

Jig

(Ireland)

Am G

0 1 6 0 0 1 0 0 6 0 0 6 1 3 3 3 3

Am G

3 2 3 0 6 1 6 0 0 0 0 6 0 0 1 2 3 2 3 0 1

Am Am

6 0 0 0 1 1 2 3 4 5

Em G Am

4 5 4 3 1 1 2 3 4 5 4 3 1 3 3 1 2 3 4 5

G Am

4 5 4 3 1 3 2 3 0 6 1 6 0 0 0

>>

Book: O'Neill's 960

Source: My arrangement from various sources

Transcription: Transcription, arrangement, chords:Mike Long

Daniel O'Connell

Jig

The musical score consists of five staves of music in the key of D major (two sharps) and 6/8 time. The chords and fret numbers are as follows:

- Staff 1:** Chords: D, (A), G. Fret numbers: 2 0 0 0, 0 2 1 0, 0 2 0 1 0, 3 3 2 1.
- Staff 2:** Chords: A, D, (A), G, A. Fret numbers: 0 2 0 1 2, 0 2 1 0, 0 2 0 1 0, 3 1 3, 0 0.
- Staff 3:** Chords: D, D, A. Fret numbers: 2 0 0 0, 0 0 2 0, 1 0 1.
- Staff 4:** Chords: D, D, A, D, D. Fret numbers: 2 0 1 0 0, 0 2 0 1 2 3, 2 0 0 0, 0 0 1 0 0, 2 1.
- Staff 5:** Chords: G, A, D. Fret numbers: 0 2 0 2 0, 3 1 3, 2 0 0 0.

>>

Source: Seamus Quinn, Fermanagh (fiddle)

Discography: From RTE 'The Pure Drop'

Transcription: Transcription:Bernie Stocks, chords:Mike Long

The dear little island

Ap Shenkin

Jig

G C G

D G C G D

G G D C G

C G D G D C D

G C D C

>>

Book: Kerr's Third p29, essentially identical

O'Neill's 1831

Source: O'Neill's 1831

Transcription: Transcription:Bob Safranek, minor arr., chords:Mike Long

Dick Sullivan's favorite

Jig

(Ireland)

G D

- 6 - 6 - - - 3 - - - - - 6 - - - - 2 - 6 - - -
 1 - - - 1 - 1 - 1 - 1 - - - 1 1 - - 1 - 1 0 - 0 - 1 0
 - - 0 - - 0 - - - 0 3 0 - - 0 - 0 - 0 - - - - -

G C G D

- 6 - 6 - - - 3 - - - - - 6 - 6 - - - - 2 - 6 - - -
 1 - - - 1 - 1 - 1 - 1 - - - 1 - - 1 - 1 0 - 0 - 1 0
 - - 0 - - 0 - - - 0 3 0 - - 4 - - 3 - - - - -

G

- - - - - 1 - - - - - - - - - - - - - - - 1
 0 3 2 3 0 - 3 4 3 3 5 4 3 4 3 3 0 -

D (C) G C G

2 3 - - 6 - - - - - - - - - 6 - 6 - 6 - - -
 - - 0 1 - - - - - - - - - 1 - - - - - 1 6 - 6 - 1 - 1
 - - - - 0 1 0 3 2 3 0 - 3 2 1 0 - - 4 - 1 - 3 -

D G G C

- 2 - 6 - - - - - 3 3 - 6 - - 3 - - - -
 0 - 0 - 1 0 - - 1 - - 1 - - 1 - - 3 2 1
 - - - - - 0 - - - - 0 - - 3 2 1

G D (C) G

- - 3 3 - 3 - 2 - 6 - - - - 3 3 - - - - 6 -
 - 1 - - 1 - 0 - 0 - - - - 1 - - 1 - - - - 1
 0 - - - - - - - 0 1 0 - - - - 0 3 2 1 0 - -

>>

C G D

6 - 6 - 1 - - 0 2 - 6 - -
 - - - 1 - 1 0 - 0 - 1 0
 - 4 - - 3 - - - - - - -

Book: O'Neill's 1027
 Krassen O'Neill's p56
 Source: O'Neill's 1027
 Transcription: Transcription, chords:Mike Long

>>

The Dingle regatta

Jig

(Ireland)

Staff 1: G D
 1 6 0 2 0 1 0 1 0 1 0 1 0 0 0 3 0

Staff 2: G D
 1 0 3 1 6 0 2 0 1 0 1 0 1 0 0 0 1 0

Staff 3: G G
 3 3 0 0 0 1 2 3 3 3 2 3

Staff 4: D G
 4 4 4 3 4 5 4 3 2 1 0 0 0 1 2 3 3 3 2 3

Staff 5: D D G G D
 4 3 2 1 0 1 2 3 3 0

Staff 6: G D G G D
 1 1 3 0 1 0 0 1 2 3 1 0 1 2 3 0

>>

G D G

- - - 3 - - - 0 1 2 3 3
 1 - 1 - 1 - 1 0 1 0 - - - 3 -
 - 0 - - - - - - - - - - -

Source: My arrangement from various sources
 Transcription: Transcription, arrangement, chords:Mike Long

>>

Doctor O'Neill

Jig

(Ireland)

The musical score for 'Doctor O'Neill' is presented in six systems. Each system consists of a musical staff with a treble clef, a key signature of two sharps (D major), and a 6/8 time signature. Below each staff is a line of guitar tablature with numbers 0-3 and dashes indicating fret positions. Above the staves, chord diagrams for D, Em, G, A, and (G) are provided. The score includes repeat signs and a final double bar line with repeat dots. A double arrow symbol '>>' is located to the right of the third system.

A D G D
 3 1 1 1 3 2 1 2 4 2 0 0 1 0 2 1 0 3 5 3 2 4 2

A D D A
 1 0 2 0 3 2 0 2 1 2 1

G D D D A D A
 2 1 0 0 0 0 0 3 2 1 3 2 0 2 1 1

G D D G D
 2 1 0 0 0 0 1 2 0 2 0 0

D G D D G
 1 2 2 3 3 2 2 2 1 0 2 2 3 3

D A D G D G
 3 2 1 0 2 2 3 3 2 2 2 1 0 3 1 1 1 2 0

D
 2 0 0

>>

Book: O'Neill's 701

Source: O'Neill's 701

Transcription: Transcription, minor arr., chords:Mike Long

>>

The eavesdropper

Jig

0 3 - - - 3 - - - 3 - - - 3
 - - - 1 1 1 0 - 1 - - - 1 - - -
 - - - - - - - - - 0 0 0 - - - 6 - - - - - 1 1 0 - - -

D G C D
 - - - - 3 - - - 3 - - - 3 6 - - - - -
 1 0 0 0 1 - 1 1 1 0 - 1 - - - 1 - - - 0 0 0 - - 6 - - - - - 1 1 0 - - -

G G D
 - 3 3 3 - - - - - - - - - - - - - - -
 1 - - - - 0 3 2 3 4 2 0

C G C G D G D
 - - - - - 6 - - - - 3 - - - - - - - - - - - - - - -
 - - - - - 1 - - - - 1 - - - 1 0 0 0 - - - - - - - - - -
 1 2 3 0 - - 1 1 0 - - 1 0 0 0 - - 0 2 3 4 5 4 2 0

C G C D G
 - - - - - 3 6 - - - - - 1 0 - - 1 3 3 3
 1 2 3 0 - - - 1 1 0 - - 1 0 - - 1 - - -

>>

Book: O'Neill's 715
 Source: O'Neill's 715
 Transcription: A. LEE WORMAN, chords: Mike Long

The end of the day

Jig

(Ireland)

G C (G) D
 1 0 1 - - 3 0 3 - 3 3 - - 6 - - 3 2 3 - - 0 - - - 6 - -
 - - - - - - - - - - 0 - - 1 - - - - - - - - - - 0 - - 1 0 - - -

G C G D
 - - - 3 0 3 - 3 3 - - - - - 6 - - - 2 - 6 - - -
 1 0 1 - - - 0 - - 1 - - - - - 1 0 - 0 - 1 0 - - -
 - - - - - - - - - 0 3 2 1 0 - - - - - - - - -

G
 - - - - - - - - - - - 6 - - - - - - - - -
 1 0 0 1 0 0 1 0 3 0 - - 1 0 0 1 0 - -

C D G C G
 - 6 - - - - - 1 - - - - - - - - - - - 6 - -
 1 - 1 4 2 0 - 0 0 1 0 0 1 0 0 1 2 3 2 1 0 - - 1

D
 - 2 - - - 6 - - - 1 - 0 -
 0 - - - - - - - - - - - - - - - - -

>>

Book: Krassen O'Neill's p45

O'Neill's 950

Source: O'Neill's 950

Transcription: Transcription:Tom Keays, chords:Mike Long

The farewell

Jig

(Scotland, England)

The musical score for 'The farewell' is presented in five staves. Each staff contains a line of music in treble clef with a key signature of two sharps (F# and C#) and a time signature of 6/8. Chords are indicated by letters (D, G, A) above the staff. Fret numbers are written below the staff lines. The first staff has a chord of D above the first measure, and G and A above the last two measures. The second staff has D above the first measure, G and A above the next two measures, and D above the final measure. The third staff has D above the first measure, A above the second, G above the third, and D above the fourth. The fourth staff has A above the first measure, D above the second, A above the third, G above the fourth, D above the fifth, and A above the sixth. The fifth staff has a D chord above the first measure. The music concludes with a double bar line and repeat dots.

>>

Book: Aird's Airs and Melodies vol 2

Source: Richard Robinson

Transcription: Transcription:Richard Robinson(?),slight rearrangement, chords:Mike Long

Farewell to Gurteen

Jig

(Ireland)

Chords: D, D, A, D, G, A, D, D, A, D, G, A, D, A, G, D, A, D

Fretting diagrams (fingerings) are provided for each staff, using numbers 0-3 to indicate finger positions on the strings.

>>

Book: Music from Ireland Vol. 3
 Source: Music from Ireland Vol. 3
 Transcription: Transcription, chords: Mike Long

Fasten the leg in her

Jig

(Ireland)

Chord progression: G, D, C, D, G, C, A, D, G, D, C, D, G, D.

Fretboard diagrams (Staff 1):
 - 6 - - - - -
 - - 1 1 1 0 1 - - - - -
 0 - - - - - 3 - - - - - 0 0 0 - 0

Fretboard diagrams (Staff 2):
 - - - - - 1 0 - - - - -
 - 1 1 0 - - - - - 3 - - - - -
 - - - - - 1 1 1 0 1 - - - - - 0 3 2 3 1 2 3 1 4 3

Fretboard diagrams (Staff 3):
 - - - - - 2 0 0 0 - - - - -
 - - - - - 1 2 3 4 3 - - - - - 2 3 2

Fretboard diagrams (Staff 4):
 - - - - - 1 0 1 2 0 1 0 1 0 0 - 3 - 0 - - - - -
 - - - - - 1 1 1 0 1 2 - - - - - 3 4 3 2 3 2

Fretboard diagrams (Staff 5):
 - - - - - 1 0 1 2 0 0 - - - - -
 - - - - - 0 1 2 1 4 3 - - - - - 2 0 0 0

Book: Krassen O'Neill's p.35

O'Neill's 860

Source: O'Neill's 860

Transcription: Transcription: Dan G. Petersen, minor arr., chords: Mike Long

Father Dollard's favorite

Jig

(Ireland)

Chords: D, G, A

Tablature: 0 2 - - - - - 2 - - 3 1 0 2 - - - - - 2 - - - - - 0 0 1 - - - - - 0 2 - - - - - 0 0 - - - 3 2 1

Tablature: 0 2 - - - - - 2 - - 3 1 - - - - - - - - - - 2 0 1 0 - - - - - 0 - - - - - - - - - - 4 2 0 5 3 1 - - - - -

Tablature: - - - - - - - - - - - 2 0 - 2 1 2 3 2 3 4 2 0 - - - - - 2 1 2 3 2 3

Tablature: 0 2 - 1 2 - - - - - 0 1 0 - - - - - 2 1 2 3 2 3 4 2 0 5 3 1 2 3 4 - - - 0

Tablature: - - - - - 2 - - - - - 0 - - - - - 1 - - - - - 0 - - - - -

>>

Book: O'Neill's 748
 Source: O'Neill's
 Transcription: Transcription:Bob Safranek, chords:Mike Long

Father Jack Walsh

Tatter Jack Walsh To Cashel I'm going

Jig

(Ireland)

D A C C G

D D A C C G

D D

C A D

A C C G D

>>

Book: O'Neill's 885

Kerr's First p39

Source: Kerr's First p39

Discography: Joe Burke & Charlie Lennon: Traditional Music of Ireland

Transcription: Transcription, chords:Mike Long

Father Kelly's jig

Jig

(Ireland)

0 3 2 3 - - 3 2 1 2 - 2 0 3 2 3 - - 3
 - - - - 1 0 - - - - 0 - - - - 1 0 -
 -

G D G D D

- 6 - - 6 - 2 3 2 3 - - 3 2 1 2 - 2 0 - - - - -
 1 - - 1 - 0 - - - - 1 0 - - - - 0 - - - - 2 - - - -
 - 0 - - - - - - - - - - - - - - - 0 - 0 2 1 0

D G G

6 - 2 3 - - 0 1 - - - 1
 - 0 - - - - - 0 3 0 -

C D

- - 1 - - 1 6 - - - 6 - - 6 - - 6 - - - - -
 0 3 - 0 3 - - 1 3 1 - 1 3 - 1 3 - 0 2 4 2 0

1 G D 2

- - - - - - - - - - - - - - 6 - - - - -
 2 4 0 2 4 0 3 2 3 1 2 3 4 2 0 - - 1 0 - - 2 - - - -
 - - - - - - - - - - - - - - - 0 - 0 2 1 0

D G G D

6 - 2 3 - - 0 1 1 0 - - 3 2 1 2 - 2 0
 - 0 - - - 0 1 1 0 - - - - 0 - - - -
 -

>>

The image shows a musical score for the song "Cooking With Turf" in G major. It consists of two staves of music. The first staff has a key signature of one sharp (F#) and a 4/4 time signature. The melody is written in treble clef. Chords are indicated above the staff: G, G, D, G, D. Fret numbers are written below the staff: 1 1 0 - 1 - - 1 - 0 - 1 1 0 - - - 0 - - - 2 1 2 - 2 0. The second staff continues the melody with chords D, D, G. Fret numbers are: 0 2 0 2 1 0 6 0 2 3.

Source: Nottingham Music Database arr Phil Rowe
 "Cooking With Turf" Xerox
 My arrangement from various sources
 Transcription: Transcription, minor arr., chords:Mike Long

>>

Father O'Flynn

The top of Cork Road
The rollicking Irishman

Jig

(Ireland)

Arr. Kerr's

D D A D G

- - - 2 0 2 - - - - - - - - - - -
0 - 0 - - - 0 - - - - - 0 - - - - - 2 1 0 - - - - - 2 - - - - -
- 0 - - - - - - - - 0 1 0 - - - - - 0 - 0 1 2 3

Arr. Kerr's

D A D D A D A

- - - - - 2 0 2 - - - - - - - - - - - - - - - -
- - - - - 2 0 - - 0 - - - - - 0 - - - - - 2 1 0 - - 2 - - - - -
2 0 2 1 - - 0 - - - - - 0 - - - - - 0 1 0 - - - - - 0 - 0 1 2 3

Arr. Kerr's

D D

-
2 0 0 0 1 2 2 2 3 4

Arr. Kerr's

A D G A G

- 2 0 0 1 2 - - - - - 2 - 1 - - - - - 2 0 0 0 0 - 3 - - - - -
1 - - - - - 0 - 0 - 1 0 - - - - - - - - - - - 1 - 1 1 2 - -
- - - - - - - - - - - 0 - 0 1 2 3 - - - - - 0 - - - - - 0

Arr. Kerr's

D D A D

- 2 0 0 2 -
0 - - - - - 0 - 2 -
- - - - - - - - - - - 0 - 0 1 2 3 2 0 0 0 2 1

>>

Arr. Kerr's

D G A D G A

- - 2 0 2 - - - - - 1 - - 2 1 0 - - - - - 2 - - - - - - - - - - - 2 1 0
 0 - - - - - - - - - - - 1 0 - - - - - 0 - 0 1 2 3 4 1 0 - - - -

Arr. Kerr's

D G A D A D

- - 2 0 2 -
 - 0 - - - - 0 1 - - 2 1 0 - 2 - - - - - - - - - - - - - - - - -
 0 - - - - - - - - - - - 1 0 - - - - - 0 - 0 1 2 3 2 0 0 0

Arr. Kerr's

D A

-
 3 2 0 2 2 3 4 1 2 0 1 2 3

>>

Arr. Kerr's

D G A G D

- - - - - - - - - - - - - - - - - 3 - - - - - - - 2 - 0 2 -
 - 2 - - - - - 2 0 0 0 2 1 - 1 1 2 - 0 - 0 - - 0
 0 - 0 2 1 0 - - - - - - - - - - - - 0 - - - - - - -

Arr. Kerr's

D A D

-
 0 - 2 0 1 2 3 2 0 0 0

Book: Roche 1 n97
 Kerr's Fourth
 Kerr's First p38
 O'Neill's 1031
 Source: 1 Kerr's Fourth
 2 O'Neill's 1031
 Transcription: Transcription, chords:Mike Long

Felix the wrestler

Jig

(Ireland)

Chord diagrams: A, G, D, E, (D), A, G, (D), A, E

Tablature: 1 2 0 0 2 0 | 1 2 0 0 1 6 | 1 3 3 1 3 | 3 1 1 2 | 2 0 0 2 0 | 2 0 0 1 2 | 0 1 0 1 2 | 2 0 0 | 1 2 1 1 0 | 1 3 3 2 3 | 0 1 0 0 | 2 1 2 | 4 4 6+ 4 | 1 2 1 1 0 | 0 1 0 1 2 | 2 0 0 | 0 2 | 4 4 6+ 4 | 0 1 0 0 | 2 1 2 1 0 | 2 1 0 2 1 | 1 2 1 1 0 | 3 3 2 3 | 0 1 0 0 | 2 1 2 1 0 2 1

A D A E A

- - - - - -
 - - 2 - - -
 - 2 1 0 - - -
 - - - 1 2 - -
 - - 2 0 0 -

1 0 - - - -
 - - - 2 1 - -
 - 2 1 0 - - -
 - - - 1 2 - -
 - - 2 0 0 -

Book: Krassen O'Neill's p61

O'Neill's 1049

Source: O'Neill's 1049

Transcription: Transcription, chords:Mike Long

>>

The Female rake

Jig

(England)
Lancashire

The musical score consists of five staves of music in G major (one sharp) and 6/8 time. Each staff includes a treble clef, a key signature of one sharp (F#), and a 6/8 time signature. The music is written in a single melodic line. Below each staff, guitar chords are indicated by letters (D, A, G) and fret numbers (0, 1, 2, 3) are provided for each note. The chords are: D (x02321), A (x02020), and G (x32332). The score includes repeat signs and ends with a double bar line.

>>

Book: Winder

Source: Richard Robinson

Transcription: Transcription:Richard Robinson(?), Chords:Mike Long

The ferry

Jig

(Scotland)

The musical score consists of five systems of music. Each system has a treble clef staff with a key signature of three sharps (F#, C#, G#) and a 3/4 time signature. Chord names (A, D, E) are placed above the notes. Below the staff is guitar tablature with numbers 0-4 and 6+, and dashes indicating fret positions. A repeat sign is present at the start of the third system.

System 1: Chords A, D, A, E. Tablature: 2 1 2 0 2 | 1 2 | 2 2 1 0 | 2 1 1 1 |

System 2: Chords A, D, A, E, A. Tablature: 2 1 2 0 2 | 1 2 | 2 1 0 1 | 0 0 |

System 3: Chords A, D, A. Tablature: 2 | 6+ | 4 2 0 2 4 6+ | 2 1 | 2 2 1 0 |

System 4: Chords E, A, D, A, E. Tablature: 2 1 1 1 | 2 1 2 0 2 | 2 1 2 | 6+ 4 2 1 0 1 |

System 5: Chord A. Tablature: 0 | 0 | 1 | 0 |

>>

Book: Kerr's Fourth p28

Source: Kerr's Fourth

Transcription: Transcription, chords:Mike Long

The fisherman's widow

The rambling pitchfork

Jig

(Ireland)

2 3 - 2 - - - 2 0 0 - 3 2 3 0 1 6 - - - 6 - 3
 - - 0 - 0 - - - 0 - - - - - - - - - 0 1 - - - 0 1 0 - - -

2 3 - 2 - - - 2 0 0 - 3 2 3 2 3 - - 3 - 2 0 0
 - - 0 - 0 0 - - - - - - 0 1 - 0 - - - - -

0 1 2 0 0 - 2 0 0 1 2 - - - - - - - - - 4 4 2 0 0 2 0
 -

0 1 2 0 0 - 2 0 0 - 3 2 3 2 3 - - 3 - 2 0 0
 - - - - - - - - - - - - - - - - - - - 0 1 - 0 - - - - -

0 1 2 0 0 - 2 0 0 1 2 - - - - - - - - - 4 4 2 0 0 2 0
 -

4 2 4 3 1 3 - - - 2 1 0 6 - 2 3 - - - 3 - 2 0 0
 - - - - - - - - - - - - - - - 0 - - - 0 1 0 - 0 - - - - -

>>

Book: The Irish Fiddle Book

O'Neill's 931

Source: O'Neill's 931

Transcription: Transcription:Tom Keays, Minor arr., chords:Mike Long

>>

Foxy Mary

Jig

(Ireland)

The musical score for 'Foxy Mary' is presented in six staves, each with a treble clef and a 6/8 time signature. The chords and fret numbers are as follows:

- Staff 1:** Chords: Dm, C, Dm, Am. Fret numbers: 0 1 0 0 - 0, - 3 1 6, 0 1 0 0 - 0, - 3 1 1 0.
- Staff 2:** Chords: Dm, C, G, C, Am. Fret numbers: 0 1 0 0 - 0, - 3 1 6, - - - 6 - - 1 - 1 - 0, 0 - 3 1 1 0.
- Staff 3:** Chords: C, G, C, Am. Fret numbers: 6 - - 6, - - 6 - - 3, 6 - 6 - - 3 1 1 0, - 1 0 - - 0 - - 1 - - 0 - - - - -.
- Staff 4:** Chords: C, G, Am. Fret numbers: 6 - - 6, - - 3 - - - - 3 1 6 - - 3 1 1 0, - 1 0 - - 1 - 1 0 - - 0 0 - - - - -.
- Staff 5:** Chords: C, G, C, Am. Fret numbers: 6 - - 6, - - 6 - - 3, 6 - - 6 - - 6 - - - - - 1 0 1 2 3, - 1 0 - - 0 - - 1 - - 1 0 - - 1 0 1 2 3.
- Staff 6:** Chords: C, G, Am, (Em). Fret numbers: 6 - - 6, - - 3 - - - - 3 1 6 - - 3 1 1 0, - 1 0 - - 1 - 1 0 - - 0 0 - - - - -.

>>

Book: Joyce, P. W.; "Old Irish Folk Music and Songs"

Source: joycei~1.abc

Transcription: Transcription:??, chords:Mike Long

Fraher's

Jig
APB The Chieftains

D G/C D D C

D D G/C D D C

D D

D (Am) C G D

Am C G D

>>

Source: Mike Long
Discography: Chieftains
Transcription: Transcription, chords:Mike Long

Free and easy

Lock the door

Jig

(Ireland)

The musical score is written in treble clef with a key signature of one sharp (F#) and a 6/8 time signature. It consists of six staves of music. Above each staff are guitar chords (Am, G, Em, (G)) and fret numbers (0-6) indicating fingerings for the guitar. The score includes repeat signs and a double bar line with a repeat sign at the end of the second staff. A double arrow symbol (>>) is located to the right of the third staff.

Em (G) Am

- - - - - 3 - -

- - - - - 1 - -

3 2 1 0 - - 0 -

Book: O'Neill's 993

Kerr's First p38

Source: Kerr's First p38

Transcription: Transcription, chords:Mike Long

>>

The frieze britches

Jig

(Ireland)

D A D C (A)

2 1 0 1 2 3 - - - 6 - 3 - 3 - - - 3 2 - 2 3 1 0
 - - - - - - 0 - 1 - 0 - 0 - 0 1 0 - - 0 - - - -
 - - - - - - 0 -

D A D C/A A D

2 1 0 1 2 3 - - - 6 - 3 2 1 2 3 1 - 0 1 0 0 -
 - - - - - - 0 - 1 - 0 - - - - - - 0 - - - - - 0
 - - - - - - 0 -

D C

- - - - - - - - - 6 - 3 - 3 - - - 3
 0 1 2 1 0 1 2 0 - 0 - 0 - 0 1 0 -
 -

(A) D C A

2 - 2 3 1 0 - - - - - - - - - 6 - 3 2 1 2 3 1 -
 - 0 - - - - - - 0 1 2 1 0 1 2 0 - - - - - 0
 - - - - - - - - - 0 1 2 1 0 1 2 0 - - - - - - - - -

D D C C

0 1 0 0 - - - 0 1 0 6 - - - 6 - 3
 - - - - - - 0 - - - - - - 0 - 1 - 0 -
 - - - - - - - - - - - - - - - 0 - - - - - - - - -

A C/D D C C

- - - - - - - - - 6 - 3 0 1 0 6 - - - 6 - 3
 0 1 2 - - - - - - 0 - - - - - - - - - 0 - 1 - 0 -
 - - - - - - 0 1 2 1 0 - - - - - - - - - - - 0 - - - - -

>>

A D D

 2 1 2 3 1 - 0 0 1 0 0 - 0 - - - - -
 - - - - - 0 - - - - - 0 0 1 2 0 0

A D

 - - - - - 2 - - - - - 0 0 0 0 0 0 - - - - -
 4 0 0 2 0 0 - 0 1 - - 2 - - 1 - - 0 1 2 0 0

D A D

 - - - - - 2 - - - - - - - - - - - - - - -
 4 0 0 2 0 0 2 4 2 3 1 - 0 2 1 0 1

D A D C (A)

 - - - - - 2 - - - - - 6 - 3 - 3 - - - 3 2 - 2 3 1 0
 - - - - - 0 0 0 0 1 0 - - - - - 0 - - - - -
 2 1 0 1 0 - 0 1 0 - - - - - 0 1 0 0

D A D C/A A D

 - - - - - 2 - - - - - 6 - 3 2 1 2 3 1 - 0 1 0 0
 - - - - - 0 0 0 - - - - - - - - - - 0 - - - - -
 2 1 0 1 0 - 0 1 0 - - - - - - - - - - - - - - -

>>

Source: Richard Darsie's web page
 Transcription: Transcription, chords:Mike Long

The frog in the well

Jig

(Ireland)

Em D

1 3 2 1 - 3 1 3 2 1 0 2 1 0 2 - 0 2 1 0

Em G D 1 G D 2

1 3 2 1 - 3 1 2 1 - - 3 - - 2 - 3 - 3 1 - 0

- - - - 1 - - - 0 1 - 1 0 - 0 - 1 - - 1 -

Em Em D

3 - 3 1 3 - - - - - - - - - - - 0 - -

- 1 - - - 1 - 1 - 1 - 1 - - - - - 2 0 0 - 0 0

D A Em D A

- - - - - - - - - - - - - - - - 3 2

2 4 4 4 3 2 1 2 1 - 1 - 1 3 2 3 2 0 - - -

Em Em D

3 1 1 1 3 - - - - - - - - - - - 0 - -

- - - - - 1 - 1 - 1 - - - - - - - 2 0 0 - 0 0

- - - - - 1 - 1 - 0 1 2 3 2 1 2 0 0 - 0 0

D A Em D A

- - - - - - - - - - - - - - - - 2

2 4 4 4 3 2 1 2 1 - 1 - 1 3 2 3 1 0 - - -

>>

Em

3 - -
1 - -
1 - -
1 - -
0 - -

Source: James Kelly: Capel Street

Discography: James Kelly: Capel Street

Transcription: Transcription, chords:Mike Long

>>

The frost is all gone

Jig

(Ireland)

The musical score consists of five staves of music in the key of D major (two sharps) and 6/8 time. Each staff includes a treble clef, a key signature of two sharps, and a 6/8 time signature. The music is written in a single melodic line. Chords are indicated by letters G, A, and D above the staff. Fret numbers are written below the staff, with dashes indicating where a finger is not used. The score includes repeat signs and a double bar line at the end.

Staff 1: Chords: D, D, A, D. Fret numbers: 0, 0, 1, 2, 1, 0, 0, 0, 2, 0, 0, 2.

Staff 2: Chords: G, A, D, D, A, D. Fret numbers: 1, 1, 1, 1, 0, 0, 1, 2, 1, 0, 0, 2, 0, 0, 2.

Staff 3: Chords: G, D, D. Fret numbers: 1, 0, 0, 0, 3, 2, 4, 4, 4, 3, 2.

Staff 4: Chords: G, D, A, D. Fret numbers: 3, 5, 5, 5, 4, 3, 2, 4, 4, 4, 3, 2, 3, 2, 3, 1, 3, 2, 4, 4, 4, 3, 2.

Staff 5: Chords: G, D, A, D. Fret numbers: 3, 5, 5, 5, 4, 3, 2, 1, 0, 1, 4, 3, 2, 0, 0, 0.

>>

Book: Roche 1 n107

Kerr's First p31

Transcription: Transcription, chords:Mike Long

Gallagher's frolic

O'Gallagher's frolics

Jig

(Ireland)

Em G

D Em G G D

Em Em

G D Bm Em

D G D Em

>>

Book: O'Neill's 1008

Richard Darsie's web page

Source: My arrangement from various sources

Transcription: Transcription, arrangement, chords: Mike Long

The gander in the pratie hole

Jig

(Ireland)

2 - 0 2 - 0 3 2 3 1 2 3 2 - 0 2 - 0 3 1 0 0
 - 0 - - 0 - - - - - - - - - - 0 - - 0 - - - - -
 -

2 - 0 2 - 0 3 2 3 1 2 3 - - - 6 - 2 3 1 0 0
 - 0 - - 0 - - - - - - - - - - - - - - 0 - - - - -
 - - - - - - - - - - - - - - 2 1 0 - - - - - - - - -

0 - - - - - 6 - 6 - 3 0 - - - - -
 - 0 0 0 1 0 - - 0 1 - 0 - - 0 0 0 1 0

6 - 6 0 - - - - 6 - 6 - - - 6 - 2
 - 0 1 - - 0 - - - - - - - 0 1 - - - - 0 -
 - - - - - 0 0 0 1 0 - - - - 0 1 2 1 0 - - -

3 1 0 0
 - - - -
 - - - -

Book: Irish Traditional Music Session Tunes
 Source: Irish Traditional Music Session Tunes
 Transcription: Transcription, chords:Mike Long

Garrett Barry's

Jig

The musical score is written for guitar in the key of D major (one sharp) and 6/8 time. It consists of five staves of music. Each staff contains a melodic line on a treble clef staff and a corresponding guitar tablature line below it. Chord diagrams are placed above the staff lines. The chords used are D, Am, C, and G. The tablature uses numbers 0-6 to indicate fret positions. The piece includes a repeat sign in the third staff. The final measure of the fifth staff ends with a double bar line and repeat dots.

Staff 1: Chords D, Am, C, D. Tablature: 0 0 1 2 3 2 3 | - 3 1 6 - | - 6 - - - |

Staff 2: Chords D, C, D, Am, C, G. Tablature: - - - 6 - 3 | 2 2 3 2 3 | - 3 1 6 - - | - 6 - 3 1 - |

Staff 3: Chords D, D. Tablature: 0 0 0 | - - - 6 - - | - - - 0 - - |

Staff 4: Chords D, Am, C, Am, C, D. Tablature: - - - - - 6 - 6 - - | - - - - - 6 - - | - 6 - - - - |

Staff 5: Chords D, Am, C, G, D. Tablature: - - - - - 6 - 3 1 - | 0 0 0 | - - - - - |

>>

Source: Xerox of uncertain origin, memory
 Transcription: Transcription, arrangement, chords:Mike Long

The geese in the bog

Jig

(Ireland)

The musical score consists of five systems of music, each with a treble clef, a key signature of two sharps (F# and C#), and a 6/8 time signature. The notes are written on a five-line staff, and the fingerings are indicated by numbers 0-2 below the notes. Chords are indicated by letters D, A, G above the staff.

System 1: Chords D, A, D, A. Fingerings: 0 - - - - 1, 0 - 2 - - 2 - 0, 0 - - - - 1, 0 2 - - - -

System 2: Chords D, G, A. Fingerings: 0 - - - - 1, 0 2 - 0 2 - - - - 0, 3 2 1 2 0 - - - - 1, 0 2 - 0 1 0 - - - -

System 3: Chord D. Fingerings: - 2 1 0 2 1 0 0 0 - - - - 2 0 0 2 - - - - 0 - - - - 0

System 4: Chords G, D, G. Fingerings: 1 0 1 - 1 0 - - - - 2 1 0 2 1 0 0 0 - - - - 3 2 3 2 1 2 0 - - - -

System 5: Chord A. Fingerings: - 2 - - - - 0 1 - - - - 0 1 - - - -

>>

Book: Kerr's First p40
 O'Neill's 1085
 Source: My arrangement from various sources
 Transcription: Transcription, arrangement, chords:Mike Long

Gillan's apples

Jig

(Ireland)

The musical score consists of six staves of music in the key of D major (F# C# G#) and 3/4 time. Each staff includes a treble clef, a key signature of three sharps, and a 3/4 time signature. The music is written in a single melodic line. Below each staff is a line of guitar tablature, and above the staff are chord diagrams for various chords: D, A, Bm, and E. The tablature uses numbers 0-2 to indicate fret positions. The score includes repeat signs and a final double bar line with repeat dots.

Staff 1: Chords D, A. Tablature: 1 2 0 0 2 2 1 2 2 1 2 2 0 1 0 2 1 1 2 1

Staff 2: Chords D, D, E. Tablature: 1 2 1 1 2 0 2 2 2 1 2 0 2 0 0 1 2 1 0 0

Staff 3: Chords A, A. Tablature: 2 0 0 0 0 2 0 2 0 1 2 0 1

Staff 4: Chords Bm, A. Tablature: 2 0 1 1 0 0 1 1 0 2 0 2 0 2 2 1 0 2 0 2 0 1

Staff 5: Chords D, E, A. Tablature: 2 0 1 1 4 2 1 0 2 1 2 0 0 2 0 0 0

Staff 6: Chords A, D. Tablature: 0 2 1 0 1 0 0 0 2 0 2 1 0 1 0 2

>>

The image shows a guitar score for a piece in G major (one sharp). It consists of four staves of music. The first staff has chords A, D, D, and E. The second staff has chords A and A. The third staff has chords Bm and A. The fourth staff has chords (D), A, D, E, and A. Each staff includes a treble clef, a key signature of one sharp, and a series of fret numbers (0-6) indicating fingerings for each note. A double bar line with repeat dots is used to indicate a repeat section in the second and fourth staves.

>>

Book: O'Neill's 1110

Source: O'Neill's 1110

Transcription: Transcription:henrik.norbeck, some arr., chords:Mike Long

The girl of the house

The girl of the big house

Jig

(Ireland)

The musical score is presented in five systems, each with a treble clef, a key signature of two sharps (F# and C#), and a 6/8 time signature. The notes are written on a five-line staff, and the chords are indicated by letters D, G, A, and D above the staff. Below the notes, there are three rows of fret numbers (0, 1, 2, 3) for each string, indicating the fingering for the guitar. The first system has 8 measures, the second has 8 measures, the third has 4 measures, the fourth has 8 measures, and the fifth has 6 measures. The score ends with a double bar line and repeat dots.

>>

Book: O'Neill's 196

Roche 1 n98

Source: Roche 1 n98

Transcription: Transcription, minor arr., chords:Mike Long

The girls of Banbridge

Jig

(Ireland)

The musical score consists of five staves of music in the key of D major (two sharps) and 6/8 time. Each staff includes a treble clef, a key signature of two sharps, and a 6/8 time signature. The music is written in a single melodic line. Chords are indicated by letters (D, G, A) above the staff. Fret numbers are indicated by numbers (0-4) below the staff. The score includes repeat signs and a double bar line at the end of the fifth staff.

Staff 1: Chords D, G, D. Fret numbers: 1 0 - 0 - 2 1, 1 0 - 3 2 1 0, 2 - 0 2 1 0.

Staff 2: Chords A, D, G, D, A. Fret numbers: - 0 1 1 2 3, - 2 - - - - - , - - 3 2 1 0, - - - - - , - - - - - 2.

Staff 3: Chords D, D. Fret numbers: - - - - - , 1 0 2 - 0 - - - - - , 0 1 0 0 - - - - - , 0 2 4.

Staff 4: Chords G, D, A, D. Fret numbers: - - - - - , - - - - - , 2 - - - - 0 0 - 0 - - - - , 4 3 2 1 2 3, 2 4 3 2 1 0, - 0 1 1 - - - - 0 2 4.

Staff 5: Chords G, D, A, D. Fret numbers: - - - - - , - - - - - , - - - - 2 - - - - - , 4 3 2 1 2 3, 2 4 3 3 1 - , 0 1 0 0.

>>

Book: O'Neill's 812

Source: O'Neill's 812

Transcription: Transcription: Dan G. Petersen, minor arr., chords: Mike Long

The Gobby O

Jefferson and Liberty

Jig

(Ireland)

Am G C G

0 1 6 0 0 6+ 1 0 0 1 6 1 0 1 3 0 1

0 1 3 3 0 1 6 0 0 6+ 1 4 4 5 4 3 1 1 0 1

6 0 0 0 1 0 1 6 0

1 2 3 4 3 2 3 2 1 0 3 3 1 0 1 6 0

1 2 3 4 5 4 3 1 1 0 1 6 0 0 0

>>

Book: Krassen O'Neill's p32

O'Neill's 844

New England Fiddler's Repertoire

Source: My arrangement from various sources

Transcription: Transcription, arrangement, chords:Mike Long

Going to Donnybrook

Jig

(Ireland)

1 0 3 3 - 3 3 - 3 3 3 - - - - - 3
 - - - - - 1 - - - 0 - - - 1 - 0 1 2 3 0 - -
 -

D G D C
 - 3 - - 3 1 0 3 3 - 3 3 - 3 3 3 - - - - - 3
 0 - 0 1 - - - - - 1 - - 0 - - - 1 - - - - - 1 - -
 - - - - - - - - - - - - - - - - 0 1 2 3 0 - -

D G Bm
 - 3 3 3 - - - - - - - - - - - - - - - -
 0 - - - - 2 3 2 3 1 2 3 1 0 1 0 1 2
 -

C D G Bm
 -
 3 2 3 1 4 3 2 0 0 0 2 3 2 3 1 2 3 1 0 - 0 1 2
 -

C G G
 - - - - - 1 0 - 3 3 3 - - - - - - - - - -
 3 2 1 0 - - - - - 1 - - - - - 2 3 2 3 1 2 3
 -

Bm C D G
 - - - 1 - - - - - - - - - - - - - - - -
 1 0 - 0 1 2 3 2 3 1 4 3 2 0 0 0 2 3 2 3 1 2 3
 -

>>

Bm C

1 0 - 0 1 2 3 5 4 3 2 1 0 - - - 3 1

Book: O'Neill's 1086

Source: O'Neill's 1086

Transcription: Transcription, chords:Mike Long

>>

The green meadow

Jig

(Ireland)

Musical score for 'The green meadow' in D major, 6/8 time. The score consists of six systems of music, each with a treble clef staff and a guitar-style fretboard diagram below it. The fretboard diagrams use numbers 0-3 to indicate fingerings and dashes to indicate fretted notes. Chord symbols (D, A, G) are placed above the staves to indicate the harmonic structure.

System 1: Chords D, A, D. Fretboard: 0 0 0 2 0 1 0 2 0 0 0 2 0 0.

System 2: Chords A, G, D, A, G. Fretboard: 1 2 0 1 0 0 1 2 0 0 0 2 1 0 3 2 0 1 0 0.

System 3: Chords A, D, A. Fretboard: 1 2 0 1 0 0 0 2 0 1 2 1 2 2 0.

System 4: Chords D, A, G, D, A. Fretboard: 0 0 2 0 1 0 2 0 1 0 0 0 2 0 1 2 1 2 1 2 3.

System 5: Chords G, A, D, A. Fretboard: 2 0 1 0 3 2 1 2 0 1 0 0 0 2 0 1 2 1 2 2 0 1.

System 6: Chords D, A, G, D, A. Fretboard: 0 0 2 0 1 0 2 0 1 0 0 2 2 2 1 0 2 1 1 1 2 3.

>>

G A
 - - - - 3 2 1 2 - -
 - - - - - - - - - 0 1
 2 0 - - - - - - - - - -

Book: Krassen O'Neill's p63

O'Neill's 1062

Source: O'Neill's 1062

Transcription: Transcription, arrangement, chords:Mike Long

>>

The hag at the churn

The old hag at the churn

Jig

(Ireland)

Chords: D, D, Am, D, C, D, D, Am, D, C, D, (C), D, C, Am, G, D, C, D, (C), D, Am, C

Fret numbers:
 Staff 1: 0 3 0 0, 0 3 0 6, 0 3 0 0, 1 2 3 1 2 3
 Staff 2: 0 3 0 0, 0 3 0 6, 0 3 0 0, 1 2 3 1 2 3
 Staff 3: 0 1 6, 0 0 1 2 3, 0 1 6, 1 0 1 3 1 0
 Staff 4: 0 1 6, 0 0 1 2 3, 2 3 1 0 6, 3 1 2 3 1 0

>>

Book: Irish Traditional Music Session Tunes 2 n27

Source: Bothy Band

Discography: Out of the Wind Into the Sun

Transcription: Transcription:?, chords:Mike Long

The hag with the money

Jig

(Ireland)

D A G D A G

D A G D A G

D

D A D D A G A

G

0 - - 0 2 0 3 1 2 3 1 0 - - - - 3 1 2 3 1 0
 - 0 0 - - - - - - - - - - 0 0 - - - - - - - -
 0 - 1 2 0 3 1 2 3 1 0 2 - - - - - 3 1 3 1 0
 - 0 -
 0 - 2 - - - - - 2 - 2 0 - 2 - - -
 - 0 0 1 2 1 - 0 - 0 - 0 0 1
 - - - - - 2 0 0 - 2 - - - - - 3 1 - - -
 2 0 2 1 - - - 0 - 0 1 2 3 4 2 1 - - - - - 2 1 0
 - 3 1 3 1 0
 1 - - - - -
 - - - - -

>>

Book: O'Neill's 721
 Source: O'Neill's
 Transcription: Transcription:mvhplank, chords:Mike Long

Haste to the wedding

A trip to the Gargle
Let brainspinning swains

Jig

(Ireland)

D G D

A D G D A

D D

G D A D A

G D A D

>>

Book: O'Neill's 987

Source: O'Neill's 987 mostly

Transcription: Transcription:Robert Thorpe ,arrangement, chords:Mike Long

The hearty boys of Ballymoate

Jig

(Ireland)

The musical score consists of five staves of music in the key of D major (two sharps) and 6/8 time. Each staff includes a treble clef, a key signature of two sharps, and a 6/8 time signature. The music is written in a single melodic line. Chords are indicated above the staff, and fret numbers are written below the staff. The score includes repeat signs and a double bar line at the end of the fifth staff.

Staff 1: Em D

Staff 2: Em D Em Em D

Staff 3: Em G D Em

Staff 4: G D Em Bm

Staff 5: G D Em G D Em

>>

Source: various web abc's

Discography: De Danann: Song for Ireland

Jerry Holland: The Fiddlesticks Collection

Transcription: Transcription:??, chords:Mike Long

Hide and go seek

Jig

(Ireland)

Em D

Em D

Em Em

G D A Em

G D Em

0 1 3 1 1 3 1 1 3 1 3 1 0 2 0 2 1

0 2 0 0 6 3 1 1 3 1 1 3 1 6 1 0 1 0 0

1 3 1 1 1 1 3 2 1

5 3 1 1 2 3 0 1 0 2 1 0 4 2 0 0 1 2 1 2 1 3 2 1

5 3 1 1 3 4 6 1 0 3 0 1 3 1 1

>>

Book: Krassen O'Neill's p34

O'Neill's 859

O'Neill's 859

Source: O'Neill's 859

Transcription: Transcription:Dan G. Petersen, chords:Mike Long

The highlander

Jig
Also nice in AMix (D)

(Ireland)

Am Am G Am

G Am G Am Am G

G D G

G D G

G

>>

Book: O'Neill's 857

Source: O'Neill's 857

Transcription: Transcription, arrangement, chords:Mike Long

The hole in the hedge

Jig

The musical score is written in G major and 6/8 time. It consists of five staves of music. Chords are indicated above the staff lines: C, G, C, G, C, G, F, G, C, G, F/C, G, C, G, F, G. Fret numbers are indicated below the notes.

Staff 1: C G C
 Staff 2: G C G F
 Staff 3: G C
 Staff 4: G F/C G C
 Staff 5: G F G

>>

Source: Numerous web ABC's
 Discography: Martin Hayes: Under the Moon
 Transcription: Transcription, chords:Mike Long

Hooligan's jig

Hullican jig

Jig

(Ireland)

The musical score consists of five staves of music in the key of D major (two sharps) and 6/8 time. Each staff includes a treble clef, a key signature of two sharps, and a 6/8 time signature. The music is written in a single melodic line. Chords are indicated by letters (D, G, A) above the staff. Fret numbers are written below the staff, with dashes indicating where a finger is not used. A repeat sign with first and second endings is present in the third staff. A double bar line with a right-pointing arrow (>>) is located to the right of the third staff.

Staff 1: Chords D, G. Fret numbers: 0, 0, 2, 2, -, -, -, 2, 0, 3, 3, -, -, -, 1, 1, 0, -.

Staff 2: Chords D, A, D, G, A. Fret numbers: -, 2, 0, 1, -, 0, 0, 2, 0, 2, -, -, -, 2, -, -, -, 3, 2, 1, 0, -, -, -, 2, 1, 0, -, -, -, 0, -, -, -, -.

Staff 3: Chords D, D. Fret numbers: 0, 0, 2, 3, -, -, -, 0, 1, 0, 0, 2, -, 0, -, -, -.

Staff 4: Chords G, A, D, A, D. Fret numbers: -, 3, -, -, -, 2, -, -, -, 0, 2, -, -, -, 0, 2, -, 1, 1, 1, 1, 2, -, 2, 0, 1, 2, -, -, 0, 2, 1, 0, 1, 0, -, -, 0, 0, -, -, 0, -, -, -.

Staff 5: Chords G, D, A, D. Fret numbers: -, 3, -, -, -, 3, 2, 1, 0, 1, -, 1, -, 0, 2, 1, 0, 1, 0, -, -, -, 0, -, -, -, 0, -, -, -.

Source: From Richard Robinson &/or Richard Darsie's Web page
 My arrangement from various sources
 Transcription: Transcription, arrangement, chords:Mike Long

The House of Gray

Jig

(Scotland)

Am G Am

G D G Am

Em Am C

Am G Am G Am G

G Am Em Am

Fret numbers: 1, 0, 0, 0, 6, 1, 0, 1, 0, 1, 0, 0, 0, 6, 0, 6, 6, 6, 6, 1, 1, 0, 1, 6, 6, 6, 6, 1, 1, 3, 1, 3, 4, 3, 4, 3, 1, 0, 0, 0, 6, 1, 0, 1, 0

>>

Book: Kerr's Fourth p28
 Source: Kerr's Fourth
 Transcription: Transcription, chords:Mike Long

How is your mother?

Single Jig

(Ireland)

Chord diagrams for the first staff (D):

```

    0 - - - - -
    - 0 0 2 2 4 4 2 0 3 1 2 0
  
```

Chord diagrams for the second staff (A, D, G, D):

```

    2 - - - 0 1 2 - - - - -
    - 0 1 - - - 0 0 2 2 4 4 2 0 3 1 2 0
  
```

Chord diagrams for the third staff (A, D, D, A):

```

    0 1 2 - - - - -
    - - 0 - - - 0 2 0 1 0
  
```

Chord diagrams for the fourth staff (D, G, D, A, D, A):

```

    2 - - - - -
    - 0 - 2 1 - 0 - 2 - - - 3 2 - 1 -
    - - 0 - - - 0 - 0 - 0 1 - - - 0 - 0
  
```

Chord diagrams for the fifth staff (D, G, A, D):

```

    2 - - - - -
    - 0 - 2 1 - - 2 1 2 - - -
    - - 0 - - 1 0 - - - 0 0
  
```

>>

Book: O'Neill's 1829

Source: O'Neill's 1829

Transcription: Transcription:Bob Safranek, minor arr., chords:Mike Long

How much has she got?

Jig

(Ireland)

The musical score consists of five staves of music. Each staff contains a line of music with guitar tablature below it. Chord diagrams are placed above the staves at various points. The tablature uses numbers 0-6 and symbols like '+' and 'b' to indicate fretting and techniques. The key signature is three sharps (F#, C#, G#) and the time signature is 6/8. The score includes a repeat sign in the third staff and a double bar line at the end of the fifth staff.

>>

Book: Krassen O'Neill's p70

O'Neill's 1102

Source: O'Neill's 1102

Transcription: Transcription, chords:Mike Long

The humours of Ballingarry

Jig

(Ireland)

Chords: G C D G

Chords: D G G C D D C

Chords: D G G

Chords: C G D C G

Chords: C G G C D G

>>

Book: O'Neill's 828

Source: O'Neill's 828

Transcription: Transcription: Dan G. Petersen, chords: Mike Long

The humours of Ballyloughlin

The Hurler's march

Jig

(Ireland)

Chord symbols: D, C, C, D, C, D, C, G, D, G, C

Fretboard diagrams (fingerings):

System 1: 0 0 0 3 1 3 1 0 0 1 0 6 0 6 3 2 1 0

System 2: 0 0 0 3 1 3 3 3 6 3 1 0 0 2 0 0

System 3: 0 0 1 6 1 6 0 1

System 4: 6 3 6 2 0 2 6 6 1

System 5: 6 3 2 3 1 0 0 2 0 0 0

System 6: 1 2 0 0 3 0 0 2 0 0 3 1 0 6 0 1 3 1 0

>>

The image shows a musical score for a guitar piece in G major. It consists of four staves of music with corresponding guitar chords and fret numbers. The chords are: C, G, D, G, D, G, C; C, D/G, D; C, C, D, G, D, C; and D. The fret numbers are provided for each note on the staff.

>>

Book: Fiddler's Fakebook
 Ceol Rince 1 n32
 Source: My arrangement from various sources
 Discography: Matt Molloy
 Transcription: Transcription, arrangement, chords:Mike Long

The humours of Drinagh

Jig

Chords: D, D, A, D, D, G, D, A, D, G, A, D, D, G, A, D

Fret numbers: 3 2 0 2, 0 1 2, 0 2 0 1, 2 0 2, 0 1 2, 3 3 2 0 2, 0 2 0 1, 2 0 2, 3 2 3, 0 0 2, 0 1 2, 2 0 2, 3 2 3, 4 5 4 3 2 1, 2 0 2 3 2 3, 4 5 4 3 2 3, 4 5 4 3 4 3, 2 3 2 1, 2 0, 2 0 2 3 1, 2, 0 0 2, 0

>>

Book: O'Neill's 1022
 Source: My arrangement from various sources
 Discography: Creagh/Coffey
 Transcription: Transcription, arrangement, chords:Mike Long

The humours of Ennistymon

Hartigan's fancy

Jig

(Ireland)

First two parts are Hartigan's fancy

See also: The queen of the rushes

G C G

D G C G D

G D

G D D

(C) G D G

G C G D

>>

Book: Bulmer & Sharpley 3 n49- is a different tune

Ceol Rince 1 n4

Bulmer & Sharpley 3 n49-

1st 2 pts- O'Neill's 816

Source: 1st 2 pts- O'Neill's 816

rest- Henrik Norbeck

Discography: Dervish

Transcription: 1st 2 pts- Transcription: Dan G. Petersen, Slight arrangement, chords: Mike Long

rest- Transcription: Henrik Norbeck(?), chords: Mike Long

>>

The humours of Kesh

Jig

(Ireland)

2 3 - 2 - 3 2 - 3 - - - 2 - - - 2
 - - 0 - 0 - - 1 - 1 2 - 0 0 - 0 - 0 -
 - - - - - - - - - - - 0 - - 0 - -

A D G D

1 2 1 1 2 3 - 2 - 3 2 - 3 - - - - 2 - - - 2
 - - - - - 0 - 0 - - 1 - 1 2 - 0 - 0 - 0 -
 - - - - - - - - - - - 0 - - - 0 - -

A D D

1 2 1 0 2 3 - 2 - - - - - - -
 - - - - - - - - - 0 - 0 - - - - - -
 - - - - - - - - - - - 2 1 0

A/G G D A D

- - - 3 - - - 2 - - - 2 1 2 1 1 2 3 - 2 - - - -
 2 1 0 - 0 1 0 - 0 - 0 - 1 2 1 1 2 3 0 - 0 - - -
 - - - - - 0 - - - - - - - - - - - 2 1 0

A/G G D A D

- - - 3 - - - 2 - - - 2 1 2 1 0
 2 1 0 - 0 1 0 - 0 - 0 0 - - - -
 - - - - - - - - - 0 - - - - - - -

Source: irishf~4.abc, tonyji~1.abc
 Transcription: Transcription:??, chords:Mike Long

The humours of Kilclogher

Elizabeth Kelly

Single Jig

(Ireland)

Em C Em D

Em C Em D

(Am) Am

G Am

G D

>>

Book: Music from Ireland Vol. 3

Ceol Rince 1, #56

Source: Ceol Rince 1

Transcription: Transcription, chords:Mike Long

The humours of Tralibane

Jig

(Ireland)

The musical score consists of five staves of music in the key of D major (two sharps) and 6/8 time. Each staff includes a treble clef, a key signature of two sharps, and a 6/8 time signature. The music is written in a single melodic line. Below each staff, guitar chords (A, G, D) and fret numbers (0-5) are provided for each note. The score includes a repeat sign with first and second endings. The chords are: A (x02020), G (x20232), and D (xx0232). The fret numbers are: 3 2 1, 2 0 0 2, 1 0 1, 3 3 1, 2 1 0 2 0, 0 1 2 3 2 3, 1 2 0 0 2, 0 1 1 0, 2 1 0 1, 1 0 0 0, 0 1 2 3 1 2 3, 2 4 2 3 1 0, 1 2 3 1 2 3, 5 4 4 4 0, 1 2 3 1 2 3, 2 1 0 1 2 0, 3 2 1 1 0 1, 1 0 0 0.

>>

Book: O'Neill's 793
 Source: O'Neill's 793
 Transcription: Transcription, arrangement, chords:Mike Long

The humours of Trim

The rolling wave

Jig

(Ireland)

D D D A D D A G

2 1 2 0 1 0 0 - - - 3 2 1 2 0 1 0 - 2 3 2 1
- - - - - - - 2 0 - - - - - 0 - - - -
- - - - - - - 0 - - - - - - - - - - -

D D D A D G D A

2 1 2 0 1 0 0 - - - 3 2 - 2 3 - 3 - 2 3 2 1
- - - - - - - 2 0 - - 0 - - 1 - 0 - - - -
- - - - - - - 0 - - - - - - - - - - -

D A A A D A

0 - - 2 0 - 2 0 - 2 0 3 2 - - 2 0 -
- - 0 2 0 0 2 0 0 2 0 - - 0 2 0 0
- - - - - - - 0 - - 0 2 1 0 - - - - - - -

D G D A D A D G

- 2 3 2 1 0 - - - - - 3 2 - 2 3 - 3
0 - - - - - 2 0 - - - 2 0 - - 0 - - 1 -
- - - - - 0 - - 0 2 1 0 - - - - - - -

D A

- 2 3 2 1
0 - - -
- - - -

>>

Book: O'Neill's 949
 Source: O'Neill's 949
 Discography: Chieftains
 Transcription: Transcription, chords:Mike Long

I buried my wife and danced on her grave

Jig

(Ireland)

D C

G D C G

D D

C D

C G D

>>

Source: Henrik Norbeck's abc files

Transcription: Transcription:Henrik Norbeck(?),slight arrangement, chords:Mike Long

I'll get wedded in my auld claes

Hexham quadrille

Jig

(England)
Northumbria

The musical score consists of six staves of music in G major (one sharp) and 6/8 time. Each staff includes a treble clef, a key signature of one sharp (F#), and a 6/8 time signature. The music is written in a single melodic line. Above the notes, guitar chords are indicated: G, D, C, and D. Below the notes, fret numbers are provided for each string, with dashes indicating where a finger is not placed. The score includes repeat signs and a double bar line with repeat dots at the end of the fifth staff. A double arrow symbol (>>) is located to the right of the third staff.

G D G C D

- - - - - - - - - - - - - - - - 6 - - - - - - - - 6 - -

- - - - - - 1 - - - - - - - - - - - - - - - - - - - - 1 0

3 5 4 3 2 1 0 - 0 3 5 3 1 - 1 4 3 2 1 0 - - -

G

- 3 3 3

1 - - -

- - - -

Source: Richard Darsie's web page
 Transcription: Transcription, chords: Mike Long

>>

Indeed then you won't

Jig

(Ireland)

The musical score consists of five staves of music in G major (one sharp) and 6/8 time. The notes are written on a treble clef staff. Chords are indicated by letters G and D above the staff. Fingerings are indicated by numbers 0-3 below the staff. A repeat sign with first and second endings is present in the third staff.

Staff 1: G D G G
 Staff 2: D G G D G G
 Staff 3: D G D
 Staff 4: D G D
 Staff 5: G D G

>>

Book: O'Neill's 1818

Source: O'Neill's 1818

Transcription: Transcription:Bob Safranek, chords:Mike Long

The Ingonish jig

Jig

Em D Em

D Em D G

D Em Em D

Em D Em D

G D Em

>>

Source: My arrangement from various sources

Transcription: Transcription, arrangement, chords:Mike Long

Irish washerwoman

Jig

(Ireland)

Staff 1: G Am/C
 - 6 - 3 3 0 3 3 - 3 - 6 - 6 - - 1 - -
 - - 1 - - - - - 1 - 1 - - 1 - 0 0 - 0 0
 0 -

Staff 2: C D G C D
 6 - 6 - - 6 - 3 3 0 3 3 - 3 - 6 - 6 - 6 - 6
 - 1 - - 1 0 - - 1 - - - - 1 - 1 - 1 - 1 - 0 - -
 - - - 1 0 - - - - - - - - 0 - - - - - 0 - -

Staff 3: G G
 - 3 3 3 - - - - - - - - - - - - - - - -
 1 - - - - - 3 3 0 3 3 3 0 3
 -

Staff 4: D/B C G
 -
 3 0 3 5 4 3 2 0 2 2 0 2 2 0 2 4 3 2 1 3 3 0 3 3

Staff 5: C G C D G
 6 - - - 1 - - - 6 - 6 - - 6 - 3 3 3
 - - 3 3 - 3 3 - 1 - 0 - 0 - 1 - - -
 - 3 3 - 3 3 - - - - 0 - - - - - - - -

>>

Book: Kerr's First p36
 Source: Kerr's First p36
 Transcription: Transcription, chords:Mike Long

Jackson's bottle of brandy

Pay the reckoning
Fishing for eels
The bottle of claret
The bottle of punch

Jig

(Ireland)

Arr. O'Neill's

G D

3 - - - 3 - - - 3 - - - 3 - - - 3 1
- - - 1 - 1 0 1 - 1 0 - - - 1 - 0 0 1 - -
- 1 0 - - - - - 0 - - - 1 0 - - - - -

Arr. O'Neill's

G C D

3 - - - 3 - - - - - - - - - 3 - 3 - - 3 1
- - - 1 - 1 0 1 - - - - - - - - 1 - 0 - 0 1 - -
- 1 0 - - - - - 0 1 2 3 2 1 0 - - - - -

>>

Arr. O'Neill's

G D C G G

-
3 5 3 2 4 2 1 3 1 0 1 2 3 2 3 4 3 4

Arr. O'Neill's

D G D C G (C)

- 3
5 4 5 4 2 0 3 5 3 2 4 2 1 3 1 0 1 2 3 2 1 0 - -
- -

Arr. O'Neill's

D D A G D

- 3 - - 3 1 0 - - 2 0 1 0 1 3 2 1 0 - - 2 0
0 - 0 1 - - - - 0 - - - - - - - - - - - 0 - -
- - - - - - - - - 0 - - - - - - - - - 0 - - -

Arr. O'Neill's

A G D A G G D

1 0 1 2 0 - 0 - - 2 0 1 0 1 2 3 - - - - 2 0
 - - - - - 1 - - 0 - - - - - 0 1 - 1 0 - -
 - - - - - 0 - - - - - - - - - 0 - - - -

Arr. O'Neill's

A D A G D

1 0 1 2 0 - - - - 6 - 6 - - - 6
 - - - - - 1 - - - - - 1 - 1 0 1 -
 - - - - - 0 2 0 - 1 - - 0 - - - -

Arr. O'Neill's

D D A D A G D

- 6 - - - - - 6 - - - 6 - 6 - - - 6
 - - - - - - - - - - - 0 - - - - 1 - 1 0 1 -
 0 - 0 1 2 3 2 4 2 1 - - 0 2 0 - 1 - - 0 - - - -

Arr. O'Neill's

D A G

- 6 - - - - - 2 0 1 0 1 2 0 - -
 - - - 1 0 - - - - - - - - - 1
 0 - - - - - - - - - - - - - - -

>>

Book: Kerr's First p38
 Kerr's Third p30
 O'Neill's 898
 O'Neill's 1006
 Source: 1 O'Neill's 898
 2 Kerr's First p38
 Transcription: 1 Transcription: Dan G. Petersen, minor arr., chords: Mike Long
 2 Transcription, chords: Mike Long

Jackson's morning brush

Jig

(Ireland)

0 0 2 1 1 2 0 0 2 - - 2 - - - - -
 - - - - - 0 0 - 0 1 0 1 - - - -
 - - - - - - - - - - - - - - - 0 1 2

- - - - - 0 0 2 1 1 2 0 0 2 - - 2 - - - - -
 - - - - - - - - - - - - - - - - - 0 0 - 0 1 0 1 - - -
 3 2 3 1 - - - - - - - - - - - - - - - 0 1

-
 2 0 0 0 3 2 1 0 2 4 2

- - - - - 1 0 2 - - - - - - - - - - - - - - -
 1 0 1 2 0 - - - - - 0 1 2 3 2 3 1 3 2 1 0 2 4 2

- - - - - - - - - - - 2 - - - - - - - - - - -
 1 0 1 2 0 - - - - - 0 0 0 1 2 0 0 0 3

- - - - - - - - - - - 2 - 0 2 - - - - - - - - - - -
 2 0 2 1 - 1 0 - 0 - - - - - - - - - 0 1 2 3 2 3 1 3

>>

D A G D D G D

 - - - - - - - - - - 2 - 0 2 - - - - - - - - - -
 - - - - - 2 - 1 - - - - - 1 - 0 - 0 - 0 - - - - - 0 2 - - - - -
 2 0 2 1 - 1 0 - 0 - - - - - - - - - 0 1 2 0 0 0 3

D A G D D G A

 - - - - - - - - - - 2 - 0 2 - - - - - - - - - -
 - - - - - 2 - 1 - - - - - 1 - 0 - 0 - 0 - - - - - 0 1 2 - - - - -
 2 0 2 1 - 1 0 - 0 - - - - - - - - - 0 1 2 3 2 3 1 3

D A G D D G D

 - - - - - - - - - - 2 - 0 2 - - - - - - - - - -
 - - - - - 2 - 1 0 - 0 - - - - - 0 - - - - - 0 1 - - - - -
 4 2 0 3 1 - 0 - - - - - - - - - - 0 1 2 0 0 0

D G

 -
 -
 3 2 1 0 2 4 2 3 5 3 2 4 2

D G A D G

 -
 -
 2 1 0 2 4 2 3 2 3 1 3 2 1 0 2 4 2 3 5 3 2 4 2

D A D

 -
 -
 2 1 0 1 4 3 2 0 0 0

>>

Book: O'Neill's 899
 Source: O'Neill's 899
 Transcription: Transcription:Dan G. Petersen, chords:Mike Long

Jerry's beaver hat

Jig

(Ireland)

0 0 2 - - - - - 1 1 0 - 0 1 0 0 - - -
 - - - - - 0 1 2 0 - - - - - - - - - - -
 A D G D A

1 2 1 1 0 0 2 - - - - - 1 1 0 - 0 1 0 - 0 - - -
 - - - - - - - - - - - 0 0 1 2 0 - - - - - - - - - - -
 D D

0 1 0 0 - - - - - - - - - - - - - - - - -
 - - - - - - - - - - - 0 0 2 4 4 2 0 - - - - -
 G D D A D

- - - - - - - - - - - 2 - - - - - - - - - - - 0 2 4 4 2 0 - - - - -
 -
 G D G A D

- - - - - - - - - - - 1 - 1 0 2 0 0 1 0 0 - - - - -
 -
 3 5 3 2 4 2 - - - - - 0 - - - - - - - - - - -

>>

Book: O'Neill's 754

Source: O'Neill's 754

Transcription: Bob Safranek, chords: Mike Long

Jig of slurs

Jig

D G D G (D)

1 0 - - - 2 - - - 1 - - - 1 - - - 1 - - - 0 - - -
 - - 0 0 0 0 - 0 - - 0 0 0 0 - 0 0 0 0 - 0 0 0 0

A D G D G A

1 - - - - - 1 0 - - - 2 - - - 1 - - - 0 - - - 1 - - - 2 - - -
 - 1 1 1 0 - - - 0 0 0 0 - 0 1 - - 0 0 0 0 - 0 0 2 0 1

D D

- - - - - 1 - - - - - - - - - - - -
 2 0 0 0 1 0 - 2 2 2 1 2

G A D

- - - - - 1 - - - - - - - - - - - -
 4 2 2 2 1 0 - 1 1 1 0 1 2 1 0 1 0 0 - 2 2 2 1 2

G A D

- - - - - 1 - - - 2 - - - - - - -
 4 2 2 2 1 0 - 0 0 0 0 1 2 0 0 0

G D G G

- 3 - - - - - - - - - - - -
 1 - - - 3 3 3 2 3 - - - - - 1 - - - 3 3 3 2 3
 - - - 3 3 3 2 3 4 3 2 3 0 - - - 3 3 3 2 3

>>

The image shows a musical score for guitar in D major, consisting of four staves of music. Each staff contains a melodic line and a corresponding fretboard diagram. Chords are indicated above the notes, and fret numbers are shown below the strings.

Staff 1: Chords: D, G, G, D, G, Em. Fret numbers: 4 3 2 3, 1, 3 3 3 2 3, 4 3 2 3 1 0, 1 1 1 2 3.

Staff 2: Chords: D, Em, G. Fret numbers: 2 1 0 1, 1, 3 1 1, 1 0 0.

Staff 3: Chords: Em, G, Em, G. Fret numbers: 0 1 1 1 0, 3 1 1 1 0 0, 0 1 1 1 2 3, 3 1 1 1 0 0.

Staff 4: Chords: Em, Bm, D, Em. Fret numbers: 0 1 1 1 0, 1 1 1 1 2 3, 2 1 0 1.

>>

Source: O'Neil's abc file
 Transcription: Transcription:?, chords:Mike Long

Jimmy Ward's jig

Clare jig

Jig

(Ireland)

3 3 3 - - - 3 1 3 1 0 3 - 3 1 3 1 0 0 1 2
 - - - 0 1 0 - - - - - - 0 - - - - - - - - - - -
 -

3 3 3 - - - - 3 1 3 - - - 6 - - - 3 1 0 0 1 2
 - - - 0 1 0 - - - 0 1 - 1 0 1 - - - 0 0 1 2
 -

0 0 - - - 6 - - - 3 - - - - - 3 1
 - - - 1 - - - 0 1 0 - - 0 1 0 0 - -
 -

6 - - - 3 1 0 0 - 6 - - - 3 - - - - - 6
 - 0 1 - - - - - 1 - 0 1 0 - 0 1 0 0 1 -
 -

- 6 - 3 1 - 0 0 - 0 - 6 - 2
 - 0 - 0 - 0 - - - 1 - 1 - 0 2
 0 -

>>

Book: Ceol Rince 3 n2

Source: Mark Boronkay

Transcription: Transcription:Mark Boronkay?, slight rearrangement, chords:Mike Long

Johnny Boyle's

Jig

(Ireland)

3 1 0 1 3 - - 3 - - - 3 6 - - - 3
 - - - - 1 0 - 1 - 1 1 0 - - - 0 1 0 - -
 -

C D G D G | 1

6 - 6 - 3 1 0 1 3 - - 3 - - - - - - - - - - -
 - 1 - 0 - - - - - 1 0 - 1 - 1 1 0 1 - - - - -
 - - - - - - - - - - - - - - - 0 1 2 3 0 -

D G | 2 D G | G >>

6 - 2 3 2 1 6 - 2 3 - - - - - - - - - - -
 - 0 - - - - - - 0 - - - 3 5 3 5 3 0 3 5 5 4 3
 -

D G

4 2 0 2 4 4 3 4 5 3 5 3 0 3 5 5 4 3
 -

D | 1 D G | 2 D G | Em

4 2 0 2 4 3 4 0 2 4 3 2 1 1 0 -
 -

C G C D G

1 0 - 3 0 - 1 0 - - - 6 - - 3 6 - 3 1 0 1 3 - - 3
 -
 -

Musical notation for "Blackwater" by Altan. The score is in G major (one sharp) and 6/8 time. It consists of 18 measures. Chords D and G are indicated above the staff. Fingerings are shown below the staff.

Source: Altan: Blackwater

Discography: Altan: Blackwater

Transcription: Transcription, chords:Mike Long

>>

Johnny O'Leary's

Jig

(Ireland)

1 2 0 0 - 0 0 - - - - 3 2 0 0 - 0 0
- - - - 0 - - - - 2 - 0 - - - - 0 - - - -
- - - - 0 - 0 - - - - - - - - - - - -

A D D (A) D A

1 2 3 1 2 3 2 0 0 - 0 0 - - - - 3 2 - - 1 2 3
- - - - - - - - - - 0 - - - - 2 - 0 - - 0 0 - - - -
- - - - - - - - - - - - - - 0 - 0 - - - - - - - -

D D

2 0 0 0 1 2 - 2 2 - 2 0
- - - - - - - - - - 0 - - - - - - - - - -
- - - - - - - - - - - - - - - - - - - -

G D A D

3 2 3 - 3 2 - 2 0 1 2 3 1 2 3 2 - 2 0
- - - - 0 - - - - - - - - - - - - - - - - 0 - - - -
- - - - 0 -

G D A D

3 2 3 - 3 2 1 2 3 2 0 0 0
- - - - 0 -
- -

>>

Source: Mike Long
 Discography: Seamus Creagh/Aidan Coffey
 Transcription: Transcription, chords:Mike Long

The jolly joker

Jig

(Ireland)

Chords: D A G D G A

Chords: D G A

Chords: D D A D

Chords: G D D A G

Chord: A

Fretting diagrams (fingerings) are provided for each staff of music.

>>

Book: O'Neill's 1014

Source: O'Neill's 1014

Transcription: Transcription, slight arr., chords: Mike Long

The Kesh jig

The Kincora jig

Kerrigan's jig

Jig

0 3 3 3 - - - - 0 1 0 0 0 1 - - - - 1 0 0 0 3 0 0

- - - - 1 - 1 0 3 3 3 - - - - 0 1 0 0 0 1 - - - - 1 0 0 0 3 0 -

- 3 2 3 - - - - 0 1 - - - - 1 -

- - - - 1 0 1 - - - - 3 0 1 0 0 0 - 0 1 1 - 1 -

1 3 1 0 - 0 3 2 3 4 3 4 5 3 2 3

>>

Book: Bulmer & Sharpley
 Source: Many ABC files...
 Discography: Bothy Band 1975.
 Michael Tubridy: The Eagle's Whistle
 Transcription: Transcription:???, rearrangement chords:Mike Long

The king of the pipers

Frainc a'Phoill's

Jig

(Ireland)

D G D D G C

D G D C G

D D A C

G D C D C

G D

C D

>>

The image displays a guitar tablature for the tune 'Show the Ladies' in G major. It consists of five systems of music, each with a treble clef staff and a corresponding guitar fretboard diagram. Chords are indicated by letters (C, G, D, A) above the staff. Fret numbers are written below the staff lines. The first system has chords C, G, and D. The second system has chords D, A, D, C, and D. The third system has chords D, A, C, and G. The fourth system has chords D, C, G, D, D, C, and (G). The fifth system has chords D, C, G, D, C, and G. The tablature includes various techniques such as triplets and doublets, indicated by numbers like '3' and '6'.

>>

Source: My arrangement from Altan and Show the ladies
 Discography: Paddy Glackin: In Full Spate- slightly different & nicer...
 Declan Masterson: Tropical Trad
 Altan: Harvest Storm
 Show the ladies
 Transcription: Transcription, arrangement, chords:Mike Long

The Kings of Inishbofin

Jig

Charlie Lennon (Ireland)

The musical score consists of five staves of music in the key of D major (two sharps) and 6/8 time. The first four staves contain the main melody with various chords and fingerings indicated below the notes. The fifth staff shows a simplified version of the melody with fewer notes and fingerings. A double bar line with repeat dots is present at the end of the fourth staff.

Staff 1: Chords: D, A, A, G. Fingerings: 0 1 2 - 0 - 0, 3 1 1 1 2 3, 0 2 - - - - 2 - 2 1 2 - - - 0

Staff 2: Chords: D, A, A, G, A, D. Fingerings: 0 - - - 2 - 3 2 3 1 2 3, 0 2 - - - - 2 1 0 - - 1, 0 0 0 - - - - - 1 3 1 0 - - 0 -

Staff 3: Chords: D, G. Fingerings: 0 - - - - - 0 1 - - - - - 0 - - - - - 0 - - - - - 1 - - - - - 0 3 3 3 2 1 - 3 3 3 2 1

Staff 4: Chords: A, D, G, A, G. Fingerings: 0 - - - - - 2 4 3 2 0 - 1 - - - - - 2 - - - - - - 1 4 5 4 3

Staff 5: Chords: A, D. Fingerings: 2 - - - - - 3 - - - - - 1 - - - - - 0 - - - - - 1 -

>>

Source: IrTrad, 12 Oct 1999, Joe Gerhard
 Transcription: Transcription, chords: Mike Long

The Kinnegad Slashers

Land of sweet Erin
Bannocks of barley meal
The powers of whiskey

Jig

(Ireland)

The musical score consists of five systems of guitar tablature. Each system includes a treble clef, a key signature of two sharps (F# and C#), and a 6/8 time signature. The first system begins with a triplet of eighth notes. Chord diagrams are placed above the staff, and fret numbers are written below the strings. The second system includes a double bar line with repeat dots. The third system also features a double bar line with repeat dots. The fourth system contains a measure with a chord diagram labeled '(A)'. The fifth system concludes with a double bar line and repeat dots.

Chord diagrams shown: D, A, D, A, D, G, D, D, (A), D.

>>

The image shows a musical score for guitar in the key of D major (two sharps). It consists of three systems of music, each with a treble clef staff and guitar tablature below it. Chord diagrams are placed above the notes they apply to.

System 1: Chords D, A, D. Tablature: 0 - - 2 - - 2 | 0 1 0 0 1 2 | - - 2 - - 2

System 2: Chords A, D, A, D, G. Tablature: 1 - - - - - 2 - - 2 | - - - - - 0 - - 0 | - 1 1 1 2 0 - - 0 | - - - - - 0 1 0 0 - - - | - - - - - 4 3 2 1 2 0 - -

System 3: Chord D. Tablature: 1 - - - - - | - - - - - 0 - - - - - | - - - - - 0 - - - - - | - - - - - 0 - - - - -

Book: O'Neill's 901
 Source: O'Neill's 901
 Transcription: Transcription:Tom Keays, chords:Mike Long

>>

Kiss me sweetheart

Jig

(Ireland)

Chords: G D G C G D G C D G

Fret numbers:
 Staff 1: 6 - 1 - 3 - 3 - 3, 0 - 1 - 6, 1 - 3 - 3 - 3
 Staff 2: 6 - 0 - 6, 1 - 3 - 3 - 3, 0 - 1 - 6, 1 - 0 - 0 - 3 - 2 - 1
 Staff 3: 0 - 1 - 3, 3 - 6, 1 - 6, 0 - 3
 Staff 4: 6 - 1 - 0 - 3, 1 - 1 - 1, 0 - 1 - 1, 6 - 0 - 0 - 1 - 0 - 3
 Staff 5: 6 - 6 - 6, 1 - 0 - 3 - 2 - 1, 0 - 1 - 3

>>

Book: O'Neill's 1082

Source: O'Neill's 1082

Transcription: Transcription:henrik.norbeck, chords:Mike Long

Kitty McGee

Jig

The musical score for 'Kitty McGee' Jig is presented in five staves. Each staff contains a line of music in treble clef with a key signature of two sharps (F# and C#) and a 6/8 time signature. Chords are indicated by letters (D, A, G) above the staff, and fret numbers are written below the staff. The first staff has chords D, D, A, D, A. The second staff has chords D, D, A, D, A, D. The third staff has chords D, G, D. The fourth staff has chords A, D, G, D, A. The fifth staff has chord D. The music concludes with a double bar line and repeat dots.

>>

Book: New England Fiddler's Repertoire
 Source: New England Fiddler's Repertoire
 Transcription: Transcription, chords:Mike Long

The kneebuckle

Jig

(Ireland)

Chords: A A G A G A G D A A/D G D A A/D G D A

Fret numbers:
 Staff 1: 1 1 0 0 1 0 0 1 2 1 1 0 1 0 0 1 3 1
 Staff 2: 0 1 0 0 2 0 0 0 0 1 2 1 1 0 0 1 2 3 2 1
 Staff 3: 0 1 0 0 4 4 2 4 3 1 3 4 4 2 4 3 1 3
 Staff 4: 2 0 2 1 2 0 4 2 4 3 1 3 0 2 1 0 4 4 2 4 3 1 3
 Staff 5: 2 0 2 1 2 0 0 1 2 3 2 1 0 1 0 0

>>

Book: Krassen O'Neill's p43

O'Neill's 927

Source: O'Neill's 927

Transcription: Transcription, chords:Mike Long

Lad O'Beirne's jig

Coughlan's jig

Connie O'Connell's jig

Burke's

Charlie Mulvihill's jig

Jig

D A

A G D G A D D A

G D D

D A C D A

D G D A G D

>>

Source: Richard Darsie's web page

Transcription: Transcription, chords:Mike Long

Lads in the kilt

The boy from the glens

Jig

(Ireland, Scotland)

The musical score consists of six systems of guitar tablature. Each system includes a treble clef staff with a key signature of two sharps (F# and C#) and a 6/8 time signature. The first system is marked with a repeat sign and includes a double bar line. Chord diagrams (A, D, G) are placed above the staffs. Fret numbers (0-4) are written below the strings. A double bar line with repeat dots is used to indicate the end of a section. A double arrow symbol (>>) is located to the right of the third system.

Book: The Skye Collection p177

O'Neill's 892

Source: The Skye Collection p177

Transcription: Transcription, minor arr., chords:Mike Long

>>

The lady on the boat

Jig

The musical score consists of five staves of music in the key of D major (two sharps) and 3/4 time. The notation includes treble clefs, a key signature of two sharps, and a 3/4 time signature. Chords are indicated by letters (D, A, G) above the notes. Fret numbers are written below the notes. The first staff has a double bar line at the end. The second staff has a repeat sign at the end. The third staff has a repeat sign at the beginning. The fourth staff has a repeat sign at the end. The fifth staff has a repeat sign at the end.

Staff 1: Chords D, A. Fret numbers: 0 2 0 0, 0 2 0 0, 2 4 2 2, 1 0 1 2, 1 1 2 0.

Staff 2: Chords D, D, A, D. Fret numbers: 0 2 0 0, 0 2 0 0, 2 4 2 1, 2 1 0 0, 0.

Staff 3: Chords D, G, D. Fret numbers: 2 3 2 3, 4 2 3 4, 2 2 1 0.

Staff 4: Chords A, D, G, D, D, A. Fret numbers: 1 2 1 1, 2 3 2 3, 4 2 3 4, 3 2 3 1, 2.

Staff 5: Chord D. Fret numbers: 0 1 0 0.

>>

Book: New England Fiddler's Repertoire
 Source: New England Fiddler's Repertoire
 Transcription: Transcription, chords:Mike Long

The laird o' cockpen

The cat in the hopper

Jig

(Scotland)

See also: When she came ben she bobed (arr. as air)

Chords: Em, D, Em, Bm, G, D, Em, D, Em, Em, D, Em, Bm, G, D, Em, D, Em.

Fret numbers: 1 2 3 0, 2 0 0 0 2, 1 1, 2, 1 1 1 1 2, 0 1 0 0, 0 1, 3 2 3, 6, 1 1 1 0, 3 1 1 1, 1 1 1 0, 1 1 1, 1 1 2, 2 1, 0 1, 3 2 3, 0 1 0 0, 0 1 0 0, 6, 1 1 1 0.

Book: Kerr's Second p34
 Gibbon's Collection of Scots tunes
 Source: Bryan; Rounder 0215
 Ricker's abc
 My arrangement from various sources
 Transcription: Transcription, arrangement, chords:Mike Long

Lamb skinnet

Jig

(England, Scotland)

The musical score for 'Lamb skinnet' is written in treble clef with a key signature of one sharp (F#) and a 6/8 time signature. It consists of five staves of music. The first staff begins with a repeat sign and is followed by chords G, C, and G. The second staff continues with chords D, G, C, D, and A, ending with a first ending bracket. The third staff has a double bar line and a repeat sign, followed by chords D, C, D, G, and C, with a double bar line and a repeat sign. The fourth staff continues with chords G, D, G, and C. The fifth staff concludes with chords G and D, followed by first and second ending brackets, both labeled 'G'. Fret numbers are indicated below the notes on each staff.

>>

Source: Richard Darsie's web page

Transcription: Transcription, chords: Mike Long

Langstrom's pony

The Langstern pony

Jig

Chords: D, A, A, D, A, G, D, A, G, A, D, A, G, A, D, A, G, D, A, G, D, A, D, A

Tablature: 2 1 0 - - - 1 - - - - - 2 1 0 - - - 2 1 0 - - - 1 - 1 - 2 1 - 3 - - - 2 1 0 - - - 2 0 0 - 0 0 2 0 0 - - - 2 3 4 2 3 2 1 0 - - - 2 - - - 1 1 0 2 2 - 1 1 1 2 3 2 3 4 2 3 2 1 - - - 0 1 - 1 2 - 0 - - - 0 2 - - 1 4 1 - 2 0 - 2 0 - 3 - - - 0 3 0 - - - 0 2 4 2 3 2 1 2 1 0 1 - -

>>

D A G A
 - - - - -
 2 4 3 2 1 0 1 1 2 0 0 1 - - - -
 - - - - - 3 - - - - - 1 - - - - - 1

G A
 - - - - -
 2 0 2 - 2 1 0 - 0 0 1 - 3 - - - - 1 - - - -
 - - - - 1 - - - - - - - - - - - - - - 0 - - - - 1

D A G
 - - - - -
 2 0 2 - - - - - - - - - - - - - - 3 - - - -
 - - - - 1 2 3 2 3 4 2 3 2 1 0 - - - 1 2 - -

Book: Irish Traditional Music Session Tunes 2
 Fiddler's fakebook (?)
 Source: My arrangement from various sources
 Discography: Mary Bergin: Feadoga Stain (?)
 De Dannan: Mist Covered Mountain (?)
 Transcription: Transcription, minor arr., chords:Mike Long

>>

Lannigan's ball

Jig

(Ireland)

Em D

1 1 3 - - - 6 - 0 0 2 3 - - - 2 0
 - - - 0 1 0 1 - - - - - 0 - - - - 0 1 0 - - -
 -

Em C Em

1 1 3 - - - 6 - - - 6 - - 3 1 1
 - - - 0 1 0 1 - - - - - 1 6 0 1 - - -
 - - - - - - - - - - - 0 1 - - - - - - -

Em D Em/C

-
 1 2 3 1 2 4 3 2 1 0 1 2 3 1

D Em D C

- - - 1 1 0 1 - - - - - - - - - - - - 6 -
 2 0 - - - - 1 2 3 1 2 4 3 2 1 0 1 - - 0
 -

Em

- - - 3 1 1
 1 - - -
 - - - - - - -

>>

Book: Roche 1 n105

Kerr's First p36

O'Neill's 858

Source: Richard Robinson's web page/abc file (=Roche?)

Transcription: Transcription:Richard Robinson(?), Chords:Mike Long

The lark in the morning

Jig

(Ireland)

The musical score consists of six staves of music in G major (one sharp) and 6/8 time. Each staff includes a treble clef, a key signature of one sharp (F#), and a 6/8 time signature. The music is written in a single melodic line. Chords are indicated by letters (D, G, A) above the notes. Fret numbers are indicated by numbers (0-5) below the notes. The score includes repeat signs and a double bar line with repeat dots. A double arrow symbol (>>) is located to the right of the third staff.

Staff 1: Chords D, G, D. Fret numbers: 1 0 2 0 0 2 0 1 3 1 1 1 0 2 0 0 0 1

Staff 2: Chords A, G, D, G, D, A. Fret numbers: 2 1 0 1 1 0 0 0 1 1 1 1 0 1 2 4 2 1

Staff 3: Chords G, D, G, D. Fret numbers: 2 0 1 1 0 0 1 2 4 4 5 4 2 4 2 1

Staff 4: Chords D, A, D, G, D. Fret numbers: 0 1 2 4 2 1 2 0 1 1 0 0 1 2 4 4 5 4 2 4 2

Staff 5: Chords G, A, D. Fret numbers: 3 5 3 2 4 2 1 0 1 1 0 0 1 2 2 1 2

Staff 6: Chords A, D. Fret numbers: 2 1 2 2 1 2 0 1 2 2 1 2 1 0 1 1 0 0 1 2 2 1 2

The image shows a musical score for a guitar piece in G major. It consists of three systems of notation, each with a treble clef staff and a corresponding line of guitar fingerings. Chords are indicated above the notes.

System 1: Notes: G4, A4, B4, C5, B4, A4, G4. Chords: G, D, A. Fingerings: 2 1 2 2 1 2, 3 5 3 2 4 2, 1 0 1 1 0.

System 2: Notes: G4, A4, B4, C5, B4, A4, G4, A4, B4, C5, B4, A4, G4. Chords: D, A, D, D, A, G. Fingerings: 0 0 0 2 0 0, 1 0 0 2 0 1, 0 0 0 2 0 0, 1 2 1 1 0 1.

System 3: Notes: G4, A4, B4, C5, B4, A4, G4, A4, B4, C5, B4, A4, G4. Chords: D, A, D, D, G, A. Fingerings: 0 0 0 2 0 0, 1 0 0 2 0 0, 2 4 2 3 2 1, 2 0 1 1 0 1.

Book: Fiddler's Fakebook

Ceol Rince 1 n27

Source: My arrangement from various sources

Transcription: Transcription, arrangement, chords:Mike Long

>>

The lark on the strand 1

Gleannt na Samhairc na

Wicky Sears

Jig

(Ireland)

Chords: G, (D), C, G, C, D, G, G, (D), C, G, D, G, G, D, G, D, G, C, G, D, G

Fret numbers: 1 0, 3 1 2 3, 0 1 0, 0 1, 1 0 0 3 0 0, 1 0 0, 3 1 2 3, 0 1 0, 0 1, 1 0 0 3 0, 0 3 2 3, 0 3, 1 2 3, 4 2 0 1 0, 0 0 2 0 0, 1 0, 0 1 2 3 4, 5 4 3 2 3 2, 1 0, 1 1, 0 3 2 3

>>

Book: The Irish Fiddle Book p57

Ceol Rince 1 n5

Source: Ceol Rince 1 n5

Discography: Colm Murphy: An Bodhrán

Transcription: Transcription, chords:Mike Long

The lark on the strand 2

Droim Chonga

Jig

(Ireland)

Am G Am Em G

Am G

Am Am

G Am G Am G

0 0 0 - - 1 - 3
 - - - 1 0 - 0 1 2 3 2 3 - - - 1 0 - 0 3 1 0 - -

0 0 0 - - 1 - 3
 - - - 1 0 - 0 1 2 3 4 5 4 3 4 3 1 0 3 1 0 - -

-
 1 2 3 4 3 4 5 4 3 4 1 2 3 4 3 4


-
 5 3 4 3 1 0 1 2 3 4 3 4 5 4 3 4 1 0 1 2 3 1

-
 0 3 1 0 1 3

>>

Book: Ceol Rince 1 n26
 Source: Ceol Rince 1 n26
 Transcription: Transcription, chords:Mike Long

The lark on the strand 3

An Fhuisseog ar an Tr 

The stolen purse

Jig

(Ireland)



Am G Am Em

Am G

G

C D G C

D

0 1 0 0 3 0 1 3 0 1 0 3 1 3 0 1 0 1 3 0 1 0

0 1 0 0 3 0 1 3 3 1 0 3 1 1 3 1 1 0 1 1 0

3 1 0 3 2 3 3 5 4 3 0 1 1 0 3 2 3

1 3 0 1 0 1 0 3 2 3 3 5 4 3 4 5 3 4 3 1

1 3 0 1 0 1

>>

Book: Ceol Rince 1 n7

Source: Ceol Rince 1 n7

Transcription: Transcription, chords:Mike Long

Larry O'Gaff

Bundle and go

Jig

(Ireland)

Chords: D, G, D, A, D, G, D, A, D, D, G

Tablature: 0 1 2, 0 0, 2 1 0, 4 5 4 4 2 0, 3 5 3 2 4 2, 1 0 1, 0 0 1 2, 0 2 1 0, 4 5 4 4 2 0, 3 5 3 2 4 2, 1 0 1 0, 0 0 0 0, 0 2 0, 0 2 0 1, 0 2 0, 0 2 1 0 0, 0 2 1 0, 2 0 1 0, 1 0 1 0, 1 2 3, 0 1 2, 0 1 0, 1 0, 0 1 0

Book: Roche 1 118

O'Neill's 869

O'Neill's 870

Source: O'Neill's 870

Transcription: Transcription: Dan G. Petersen, chords: Mike Long

The leg of the duck

Jig
APB Martin Hayes

(Ireland)

D A G
 - - - 3 2 3 1 - 0 - 0 1 2 1 0 2 0 1 2 3
 0 - 2 0 - - - 2 - 2 - - - - - - - -
 - 0 - - - - - - - - - - - - - - - -

D A G (D)
 - - - 3 2 3 1 - 0 - 0 1 2 1 0 2 0 0 1 2 3
 0 - 2 0 - - - 2 - 2 - - - - - - - - -
 - 0 - - - - - - - - - - - - - - - -

D A G
 - 2 3 2 1 2 1 2 3 1 - 0 - 0 1 2 1
 0 - - - - - - - - - - 2 - 2 - - - - -
 - - - - - - - - - - - - - - - - -

D A G
 0 2 0 1 2 3 - 2 3 2 1 2 1 2 3 1 - 0 - 0 1 2 1
 - - - - - 0 - - - - - - - - - 2 - 2 - - - - -
 - - - - - - - - - - - - - - - - -

(D)
 0 2 0 0 1 2 3
 - - - - - - - - - - - - - - - -

>>

Book: Henderson's collection, MacLeod's Collection
 Source: Martin Hayes Concert- Santa Cruz 1999
 Transcription: Transcription, chords:Mike Long

Lilli Burlero

The Protestant boys Jolly companions

Jig

(England, Ireland)

The musical score is written in treble clef with a key signature of three sharps (F#, C#, G#). It consists of five staves of music. Below each staff are guitar fretboard diagrams. The diagrams use numbers 0-6+ to indicate fingerings for the strings. Chords are labeled above the notes: A, E, D, and (D). The score includes repeat signs and a final double bar line.

>>

Book: O'Neill's 19

Kerr's Third p25

Kerr's Fourth p25

Playford

Source: Kerr's Fourth p25

Transcription: Transcription, chords:Mike Long

The lilting banshee

The miller of Glanmire

Jig

(Ireland)

The musical score is written in G major (one sharp) and 6/8 time. It consists of five staves of music. The first staff has chords A, G, (Em), (D), and G. The second staff has chords A, G, (Em), G, and A. The third staff has chords A, G, and (Em). The fourth staff has chords (D), G, A, G, (Em), and G. The fifth staff has chord A. Fretting diagrams are provided below the notes on each staff, showing fingerings for the right hand. A double bar line with repeat dots is at the end of the fifth staff.

>>

Book: O'Neill's 766

Session tunes 2

Source: My arrangement from various sources

Transcription: Transcription, arrangement, chords:Mike Long

The luck penny

Jig

(Ireland)

3 - - - 3 - 3 2 0 3 1 2 3 - - - 3 - 6 -
 - 0 1 0 - 0 - - - - - - - - - 0 1 0 3 1 - -
 - 0

C D G D G D G

6 - 3 2 - 6 - - 3 - 3 2 3 - - - - - - - - - - -
 - 0 - - - 0 - 1 0 - 0 - - - - 1 - - - - - - - - - 1
 - - - - 0 - - - - - - - - - - - 0 3 4 3 2 1 0 3 0 -

D G G

6 - 2 3 - - - - - - - - - - - - - - -
 - 0 - - - - 0 0 3 2 3 2 3

D G D D G G D

-
 4 5 3 2 1 0 5 4 3 4 2 0 0 1 2 3 4 5 4 3 4 3 2

G D D G D G

-
 3 5 3 2 1 0 0 1 2 3 0 - 6 - 2 3
 - 0 - - -

G D

- 6 - - 3 3 2 3 - 3 - - - 3 6 - 2 2 1 2
 1 - - 1 - - - - 1 - 1 - 1 - - 0 - - - -
 - - 0 - - - - - - - - - 0 - - - - - - - - -

>>

D (C) G G D D G
 - 2 - 6 - 2 - - - 3 3 2 3 - - - - - - - - - - -
 0 - 0 - 0 - - 1 - - - - - - - - - - - - - - 1
 - - - - - - 0 - - - - - 3 5 3 2 1 0 0 1 2 3 0 -
 D G
 6 - 2 3
 - 0 - -
 - - -

Book: Krassen O'Neill's
 O'Neill's 1098
 Source: O'Neill's 1098
 Transcription: Transcription, chords:Mike Long

>>

Maguire's

Jig

The musical score for 'Maguire's' is presented in six systems, each consisting of a treble clef staff with a key signature of three sharps (F#, C#, G#) and a common time signature. The melody is written in a rhythmic pattern characteristic of a jig. Below each staff, guitar chords (A, D, E) and fret numbers (0, 1, 2, 4) are provided for accompaniment. The chords are placed above the staff, and the fret numbers are placed below it. The fret numbers are arranged in two rows per measure, with the first row indicating the fret for the first string and the second row indicating the fret for the second string. The chords are: A (0 0 1 0 1), D (2 0 2 2 1 2), E (0 2 1 2 4 1), and A (2 4 1 2 1). The fret numbers are: 0 0 1 0 1, 2 0 2 2 1 2, 0 2 1 2 4 1, 2 4 1 2 1, 0 2 1 2 4 2, 2 1 0 1 2 1 1 1, 0 2 1 2 4 1, 2 4 1 2 1, 0 2 1 2 4 2, 1 2 1 1 1 1, 0 0 1 0 1, 2 0 2 2 1 2, 0 2 1 2 4 2, 2 1 0 1 2 4 2, 0 0 1 0 1, 2 0 2 2 1 2, 0 2 1 2 4 2, 2 1 0 1 2 4 2.

>>

Source: G version from Marcas O Murchu

Henrik Norbeck's abc files

Discography: Four Men and a Dog: Barking Mad

Transcription: Transcription:Henrik Norbeck(?), chords:Mike Long

Click the Tune Title to Play the Tune - Click >> to Jump to the Index

Maguire's kick

McGuire's

The rolling waves

Single Jig

(Ireland)

Chord progression: D A D D A

Chord progression: G D A D D A

Chord progression: G D A G

Chord progression: D A G D A G

Chord progression: D A G G

>>

Book: O'Neill's 1071

Source: My arrangement from various sources

Discography: James Kelly- Capel Street

Transcription: Transcription, arrangement, chords:Mike Long

The maid at the well

Jig

(Ireland)

Arr. O'Neill's

G G C G

0 3 1 0 0 1 0 3 1 3 6 1 0 6 1 0 3 0

Arr. O'Neill's

G C G G C G D

1 0 3 1 0 3 1 0 0 1 0 3 1 3 6 1 0 6 1 0 3 0

Arr. O'Neill's

G G

1 3 3 3 0 3 0 0 1 0 0

Arr. O'Neill's

G C G G C G

3 0 6 1 0 6 1 0 0 1 0 0 3 1 0 3 0 0 1 0 0

Arr. O'Neill's

G C G D G

3 0 1 6 1 6 1 0 0 1 3 3 3 0

Arr. O'Neill's

G C G D C

3 1 0 0 1 0 3 1 3 6 1 3 3 3 1 1 0

>>

Arr. O'Neill's

G C G D G

3 1 0 0 1 0 3 1 3 6 - - - 3 3 - - - 3 2 3
 - - - - - - - - - - - - - - - 1 0 - - - 0 1 0 - - -
 - - - - - - - - - - - - - - - 1 0 - - - 0 1 0 - - -

Arr. O'Neill's

G G C G

- - - - - 3 - - - - - 6 - - - 3 3 - - -
 0 3 0 1 - 1 0 3 0 1 - - - 1 0 1 - - - 0 1
 - - - - - - - - - 0 3 0 - - - 1 0 1 0 - - - - - -

Arr. O'Neill's

D C G G C G

- 3 1 1 - - - - - 3 - - - - - 6 - - - 3 3 - - -
 0 - - - - - - - - - 1 - 1 - - - 1 - - - 1 - - - 1 0 1
 - - - - - 0 3 0 - - - 0 3 0 - - - 1 0 - - - - - -

Arr. O'Neill's

D G G C G C G

- 3 2 3 - - - - - - - - - - - 6 - - - 3 3 - - -
 0 - - - - - 0 3 0 0 1 0 0 3 0 - - - 1 0 1 - - - 0 1
 - - - - - 0 3 0 0 1 0 0 3 0 - - - 1 0 - - - - - -

Arr. O'Neill's

D C G C G

- 3 1 1 - 3 1 0 0 1 0 3 1 3 6 - - - 3 3 - - -
 0 - - - 0 - - - - - - - - - - - - - - - 1 0 1
 - - - - - 0 - - - - - - - - - - - - - - - 1 0 - - - - - -

Arr. O'Neill's

D G

- 3 2 3
 0 - - - -
 - - - - -

>>

Book: O'Neill's 724

Ceol Rince 1 n13

Source: 1 O'Neill's 724

2 Ceol Rince 1 n13, mostly

Transcription: 1 Transcription:mvhplank, chords:Mike Long

2 Transcription, arrangement, chords:Mike Long

>>

Mary do it again

Jig

(Ireland)

Chords: A E A Am (D) G A E A G A (E) G A E A G (D) G (D) G (D) G (D) G (D)

Fret numbers: 2 0 1 2 - - 2 0 0 1 6 1 0 - 6 1 3 3 - - 2 0 1 2 - - 2 0 0 1 - - - - - 1 2 1 0 1 2 0 0 - 3 3 3 2 1 0 - 0 1 4 4 6+ - 4 1 1 2 3 3 3 2 1 0 - 0 1 2 1 0 1 - - - - - 2 0 0 - - - - - 3 2 1 4 3 2 5 4 3 4 3 2 3 2 1 4 3 2 - - - - - 3 2 1 - - 0 2 1 - -

>>

Book: Kerr's Fourth
 Source: Kerr's Fourth
 Transcription: Transcription, arrangement, chords: Mike Long

Merrily kiss the Quaker

Jig

(Ireland)

0 3 - - 0 - 6 - - 3 1 3 - - 0 1 3
 - - 0 1 - 1 - 0 1 - - 0 1 - -
 - - - - - - - - - - - - - -

D G C G G D
 - - - 3 1 3 - - 0 - 6 - - 3 1 3 - - 0 1
 0 0 0 - - - 0 1 - 1 - 0 1 - - - 0 1 - -
 - - - - - - - - - - - - - -

G G D
 3 3 6 - 3 3 - 3 3
 - - - 1 - - 0 - -
 - - - - - - - - - - - -

G C G D G D
 - 3 3 - 3 1 3 - - 0 1 3 - - - 3 - - 3 3 - 3 3
 1 - - 0 - - - 0 1 - - 0 0 0 - 0 1 - - 0 - -
 - - - - - - - - - - - - - - - - - -

G C G D G
 - 3 3 - 3 1 3 - - 0 1 3 3
 1 - - 0 - - - 0 1 - - - 3 3
 - - - - - - - - - - - - - -

G D G
 - - - - - - - - - - - - - - - -
 - - - - - - - - - - - - - - - -
 0 3 3 4 3 4 5 3 1 0 - 0 3 3 3 4 5

>>

D G D C D G D
 - - - - - - - - - - - - - 3 - - 0 1
 - - - - - - - - - - - - - 1 0 - - 0 1 - -
 4 4 4 3 2 3 3 2 3 2 1 2 1 0 - - - - -
 G
 3 3
 - -
 - -

Book: Irish Traditional Music Session Tunes
 Source: Irish Traditional Music Session Tunes
 Transcription: Transcription, slight rearrangement, chords:Mike Long

>>

The merry maiden

Willy Walsh's jig

Jig

(Ireland)

Chords: D, G, D, A, D, G, G, A, D, A, G, A, D

Fret numbers: 0, 1, 2, 0, 1, 0, 0, 1, 0, 0, 1, 0, 2, 1, 0, 1, 0, 1, 2, 4, 2, 3, 2, 1, 2, 0, 0, 0, 2, 0, 2, 1, 2, 0, 1, 1, 0, 2, 0, 0, 0

>>

Book: O'Neill's 1063

O'Neill's 823

Source: O'Neill's 1063

Transcription: Transcription, slight rearrangement, chords:Mike Long

Metal bridge

Jig

(Ireland)

Chords: G D G C D

Chords: G D D C D

Chords: G

Chords: D G G C

Chords: D

3 2 3 - - 3 - - 0 1 6 - - - - 1 0 3 0 - - 0 3 - 6 - -

- - - 1 0 - - 0 1 - 1 0 1 - - - - 1 0 - 0 - 1 0

- -

3 2 3 - - 3 - - 0 1 6 - - - - - - - - - - 1 0 3 - 6 - -

- - - 1 0 - - 0 1 - 1 0 - - - - - - - - - - 0 - 0 - 1 0

- -

2 3 4 2 3 0 -

1 - - - - - 3 -

- 0 3 0 1 - - - 1 - - - - - 0 3 0 1 0 3 0 1

- -

- 3 - 6 - - - - - - - - - - 3 - - - - - - - - - 6 - -

0 - 0 - 1 0 1 - - - - - 1 - - - 1 - - - - - 0 1 2 3 2 1 0 - -

- -

0 - - 3 - - - 6 - - - 1 - - 0 - -

- -

>>

Book: Music from Ireland Vol. 3
 Source: Music from Ireland Vol. 3
 Transcription: Transcription, chords:Mike Long

The millpond

Jig

(Ireland)

Chord progressions: G, D, D, C, G, D, C, G, G, D, G, D, G, D, G.

Tablature (fingering) for each staff:

Staff 1: 1 0 3 3 - 3 3 - 3 3 - 3 3 0 2 - 0 2 -
 - - - - 1 - - 0 - - 1 - - - - 0 - - 0 -

Staff 2: 0 2 - 6 - - 0 3 3 - 3 3 - 3 3 - 3 3 0 2 - 6 - -
 - - 0 - 1 0 - - 1 - - - 1 - - - - 0 - 1 0 -

Staff 3: - 3 2 3 3 - - - - 1 - - - - - - -
 1 - - - - - 0 3 5 3 3

Staff 4: - - - - - 6 - - - - - - - - - - -
 0 - - - - - 1 4 5 4 3 4 3 2 1 0 - 0 3 5 3 3

Staff 5: - - - - - 6 - 6 - - 3 2 3
 0 1 - - - 0 0 - - - -

Staff 6: 4 2 2 3 1 1 - - - 0 - - - -
 4 2 2 3 1 1 - - 0 - - -



Book: Bulmer & Sharpley 4 (?)
 Source: Xerox of sets(Cooking with turf (?))
 Transcription: Transcription, chords:Mike Long

The mist on the mountain

Misty mountain

The mist covered mountains

Jig

Junior Crehan (Ireland)

Am G

Am G D/A

Am G

Am G D/A

Am G

Am G D/A

>>

Book: Music from Ireland Vol. 3 in F

Pubscouts in G

Source: Music from Ireland Vol. 3

Transcription: Transcription, minor arr.. chords:Mike Long

>>

Mixing the punch

Jig

(Ireland)

D D A G A D D/G A D D G A D Em A G/D A D

- 3 2 1 0 - - - - 2 3 2 1 3 - 3 - - -
 0 - - - - 0 2 1 0 - - - - - 1 - - - 1
 - - - - 0 2 1 0 - - - - - 1 0 - - - 1 0 -

- - - 3 2 1 2 - 0 3 - 1 - - - - 3 2 0 3 1 - 1
 0 1 0 - - - - 0 - - 1 - 0 2 - - 0 - - - 2 -
 - - - - - - - - - - - - - 1 0 - - - - - 2 -

0 1 0 0 - - - - 3 - - - - - - - - - -
 - - - - - - - - - 0 1 2 - - - - - - - - -
 - - - - - - - - - 0 0 0 1 2

- - - 2 - - - - - - - - - - - - - - 2 1 0 - - - -
 0 1 0 - - 2 1 2 - - - - - - - - 2 0 - - - -
 - - - 0 - - - 0 1 2 3 0 2 1 - - 0 1 2

- - - - - - - 2 0 3 1 - 1 0 1 0 0
 - - - - - - 2 0 - - - 2 - - - - - -
 1 2 3 1 - - - - - - - - - - - - - - - -

>>

Book: Krassen O'Neil's p53
 O'Neill's 1015
 Source: O'Neill's 1015
 Transcription: Transcription, chords:Mike Long

The Monaghan jig

The clay pipe

Jig

(Ireland)

Em Em D Em D

- 3 1 2 1 - 3 1 2 3 - - 3 1 2 1 - 2 0 2 3 -
1 - - - - 1 - - - - 0 1 - - - - 0 - - - - 0

Em Em D G D

- 3 1 2 1 - 3 1 2 3 - - - 3 2 0 2 - 3 2
1 - - - - 1 - - - - 0 - 2 1 0 1 - - - 0 - - - -

Em (D) Em Em

1 3 - - - - - - - - - 1 3 - - - 3
- - - 1 - - - - - - - - - - - - - 1 - - - 1 - -
- - - 1 2 3 2 1 0 1 0 1 - - - 0 - - -

D Em (D) Em G

2 0 2 - 3 2 1 3 - - - - - - - - - 3
- - - 0 - - - - 1 - - - - - - - - - 1 - 2 1 0 1 -
- - - - - - - - - 1 2 3 2 1 0 1 0 - 0 - - - -

D Em

2 0 2 - 3 2 - - - - - - - - - - - - -
- - - 0 - - - - - - - - - - - - - - - - - -
- - - - - - - - - 3 1 1 2 1 3 1 3 5 3 1

D Em

- - - - - - - - - - - - - - - - - - -
- - - - - - - - - - - - - - - - - - -
3 1 1 2 3 2 0 2 4 3 2 3 1 1 2 1 3 1 3 5 3 1

>>

The image shows a guitar score for the tune 'Fedoga Stain' in G major. It consists of three systems of music, each with a treble clef staff and a guitar tablature line below it. The first system starts with a G chord and includes a repeat sign. The second system features alternating Em and D chords. The third system starts with a G chord and ends with a double bar line. Fingerings are indicated by numbers 0-3 on the strings.

Book: O'Neill's 1033 is 3 parts

Source: My arrangement from various sources

Discography: Michael Coleman ??

Mary Bergin "Fedoga Stain"

Transcription: Transcription, arrangement, chords:Mike Long

>>

Money in both pockets

Jig

(Ireland)

The musical score consists of five staves of music in the key of D major (two sharps) and 6/8 time. The chords and fret numbers are as follows:

- Staff 1:** Chords: D, A, D. Fret numbers: 2 0 2 2 1 2, 0 1 0 0 1 2, 0 2 2 1 2.
- Staff 2:** Chords: A, (G), D, A, G. Fret numbers: 0 4 3 2 1 0, 2 2 1 2, 0 1 0 0 3 2, 1 2 1 1 2 0.
- Staff 3:** Chords: (A), D. Fret numbers: 1 2 1 1 0, 0 2 4 4 2 0.
- Staff 4:** Chords: A, D, G, D. Fret numbers: 2 1 4 1 2 0, 0 2 4 4 2 0, 3 2 3 4 3 2 5 4 3.
- Staff 5:** Chords: A, Bm, G. Fret numbers: 4 3 2 1 0 1, 2 0 1 0 2 0, 1 2 1 1.

>>

Book: O'Neill's 746

Kerr's First p40

Source: My arrangement from various sources

Transcription: Transcription, minor arr., chords:Mike Long

The monk's jig

The Reverend Brother's jig

Sonny Brogan's

Jig

Am G Am

G Am G Em

G Am Am

G Am G Am

G Em G Am

>>

Book: Ceol Rince 1 n21

Irish Traditional Music Session Tunes 3 n1

Source: My arrangement from various sources

Discography: Oisín: Over the Moor to Maggie

Transcription: Transcription, arrangement, chords: Mike Long

The Mooncoin jig

Jig

(Ireland)

A A G A G

2 1 0 0 1 0 0 1 2 0 2 1 0 0 2 0 1 3 1 2 0

A A G A G G

2 1 0 0 1 0 0 1 2 0 0 2 1 3 2 1 0 1 1 2 0

A D G A

2 0 1 1 2 3 2 3 4 2 3 1 0 2 0 1 1 2 3

D G A D G D A

2 3 4 0 1 2 0 2 0 1 1 2 3 4 2 0 5 3 1 4 2 0 3 1 2

G A D A G

0 1 1 2 0 2 1 0 0 0 4 2 1 2 0 1 2 0

A G G A D

2 1 0 3 2 1 0 1 1 2 0 2 1 0 0 4 4 0 3 3 0 2 2

>>

A G

0 - - - - -
- 1 1 1 2 3

- - - 3 - - -
0 - - - 1 2 -
- - - - - 0

Book: Krassen O'Neill's p58

O'Neill's 1034

Source: O'Neill's 1034

Transcription: Transcription, chords:Mike Long

>>

Morrison's jig

Jig

(Ireland)

Em Em D Em G D

Em Em D G D

Em Em D Em C D

Em Em D C D

Em Em D Em D

G D G D

1 - 1 - 1 - 2 0 1 1 - - - - 2 0
 - 1 - - - - - - - - - - - - - - 2 - 2 1 0 - -
 - - - - - - - - - - - - - - - - - - 0 - - - - - - -

1 - 1 - 1 - 2 0 3 3 2 3 - - - 3 2 1 0
 - 1 - - - - - - - - - - - - - - 0 0 - - - -
 - - - - - - - - - - - - - - - - - - 0 - - - - - - -

1 -
 - 1 1 2 1 1 4 1 1 2 1 1 - 1 1 2 1 1 4 3 2 1 0

1 -
 - 1 1 2 1 1 4 1 1 2 1 2 3 2 1 0 0 1 0 - - - -
 -

1 -
 - 1 1 2 1 1 4 1 1 2 1 1 - 1 1 2 1 1 2 4 2 0 1 2

-
 3 3 3 2 1 0 1 2 3 0 1 0 - 2 0 1 0 - - - -
 -

>>

Source: My arrangement from various sources
 Transcription: Transcription, arrangement, chords:Mike Long

The mucking o' Geordie's byre

Jig or march

(Scotland)

Chords: D G D A G

Chords: D D A 1 D (G) 2

Chords: D G D

Chords: A D G D

Chords: D A 1 D (G) 2

>>

Book: NE Fiddler's 22

Musical Museum 96

Jerry Holland Collection 59

Source: NE Fiddler's 22

Transcription: Transcription, minor arr. , chords:Mike Long

Mug of brown ale

Jug of brown ale

The Clare jig

Jig

(Ireland)

The musical score consists of five staves of music in 6/8 time, with a key signature of one sharp (F#). The chords and fingerings are as follows:

- Staff 1:** Chords: Am, (C), G. Fingerings: 3 2, 1 0 0, 2 0 0, 3 2 3 4 3 1, 0 1 0 3.
- Staff 2:** Chords: Am, (C), G. Fingerings: 1 3 1 1 1 0 0 0, 1 0 0 1 2, 3 2 3 4 3 1, 0 1 0 3 0 1.
- Staff 3:** Chords: Am, Am. Fingerings: 0 1 0 0, 1 1 2 3 4 5 4.
- Staff 4:** Chords: G, Am. Fingerings: 4 5 4 4 3 1, 0 1 0 3, 3 5 4 3 1 0, 1 2 3 4 5 4.
- Staff 5:** Chords: G, Am. Fingerings: 4 5 4 4 3 1, 0 1 0 3 0 1, 0 1 0 0.

>>

Book: Roche 1 n128

Kerr's First p39- different

Music from Ireland Vol. 3

Source: My arrangement from various sources

Transcription: Transcription, arrangement, chords:Mike Long

The Munster buttermilk 1

Behind the haystack
Take her or leave her
Squeeze your thighs

Jig

(Ireland)

D A

G D

G

D A G

A G D

G D A D A

>>

G D A G D
 - 2 1 1 - - - - - - - - - - - 2 0 0 1 0
 0 - - - - - - - - - - - 1 0 1 2 0 - 0 - - - - -
 - - - - 2 3 5 3 2 4 2 1 0 1 2 0 - - - - -

- 2 0 0
 0 - -
 - - -

Book: Bulmer and Sharpley
 Kerr's First p 40
 O'Neill's 893 (in G, Part C is 1st)
 Ceol Rince 2 n29
 Source: My arrangement from various sources
 Transcription: Transcription, arrangement, chords:Mike Long

>>

The Munster buttermilk 2

Jig

(Ireland)

G D G
 3 2 3 4 3 1 0 1 1 0 1 0 1 1 0 1 0 1 0 3 1 0 0

G D G
 3 2 3 4 3 1 0 1 1 0 1 0 1 3 3 0 1 0 1 0 3

G D
 0 1 3 4 5 5 5 4 3 4 4 4 3 1

G C G
 3 4 3 3 2 1 0 1 3 4 5 5 5 4 3 4 3 1 0 1 3

D G
 4 5 4 3

>>

Book: Ceol Rince 1 n21


NE Fiddler's n47

Irish Traditional Music Session Tunes 3 n2

Source: My arrangement from various sources

Transcription: Transcription, arrangement, chords:Mike Long

Murphy's delight

Darby Gallagher's
Hiuda  Gallagher's march

Jig

(Ireland)

A D A G

A D A A G

A A G

D A G A G

D A A G A

>>

Source: tonyji~1.abc

Discography: Paddy Glackin: In Full Spate.

Altan: Red Crow

Transcription: Transcription:Henrik Norbeck?, modified, chords:Mike Long

My darling asleep

Jig

(Ireland)

The musical score consists of five staves of music in the key of D major (two sharps) and 6/8 time. Each staff includes a treble clef, a key signature of two sharps, and a 6/8 time signature. The music is written in a single melodic line. Chords are indicated by letters (D, A, G) above the staff. Fret numbers are indicated by numbers (0-4) below the staff. The score includes repeat signs and a double bar line with repeat dots. A double arrow symbol (>>) is located to the right of the third staff.

Staff 1: D A G D D
 Staff 2: G A D A G D D G
 Staff 3: A D D (A)
 Staff 4: D G D G A D A
 Staff 5: G D D G A D

Book: O'Neill's 925

Source: O'Neill's 925

Transcription: Transcription, arrangement, chords:Mike Long

Myra's jig

Jig

A
 - - - - -
 1 2 1 0 0 - 0 - 0 - 0 - 2 0 2 1 0 - 2 -
 - - - - -
D **A** **A** **E**
 2 2 - - - - -
 - - - 1 2 1 0 0 - 0 - 0 - - - - - 2 1 2
 - - - - - 2 - - - 1 - 0 2 4 1 0 - - - - -
A **A**
 - - - - -
 0 0 - - - - -
 - - - 2 1 2 2 4
E **A**
 - - - - -
 4 2 1 - - - - - 1 2 4 2 1 - - - - -
 - - - - - 2 1 1 1 - - - - -
A **E** **A**
 - - - - -
 4 2 1 - - - - - 1 0 2 1 0 - 0 0
 -

>>

Source: Pubscouts and the SF Scottish fiddlers
 Transcription: Transcription, arrangement, chords:Mike Long

Nellie's jig

Jig

Chord diagrams for the first staff:

G: 0 3 0 1 0 1 3 0 3 1 0 3 6 2 1 2

Chord diagrams for the second staff:

G: 0 2 0 0 1 2 3 0 0 3 0 3 1 0 0 1 6 0 1 0 1 2

Chord diagrams for the third staff:

G: 3 3 2 3 3 2 3

Chord diagrams for the fourth staff:

Am: 0 1 0 1 0 0 4 4 5 4 2 1 0 3 3 2 3

Chord diagrams for the fifth staff:

C: 0 1 0 1 0 3 0 1 6 0 1 2 3 3

>>

Source: Richard Darsie's web page

Transcription: Transcription, chords:Mike Long

The new-rigged ship

Miss Finlay's delight

Piper's fancy

Jig

(Scotland)
Shetland Islands

D A

A (G) D A

D D

G (A) D

A D

>>

Book: Kerr's Third p27

NE Fiddlers

Source: Richard Robinson's web page/abc file

Transcription: Transcription:Richard Robinson(?), Chords:Mike Long

Off she goes!

Jig

(Ireland)

Chords: D G A D D G A/D A

Chords: D G A D D G A D

Chords: D G (A)

Chords: D A D G

Chords: D G A D

>>

Book: O'Neill's 914

Source: O'Neill's 914

Transcription: Transcription, chords: Mike Long

Old as the hills

Jig

(Ireland)

Chords: A, D, A, E, A, E, A, D, A, E, A

Fingering diagrams (fingerings for each note):

Staff 1: 4 0 1 0 2 1 0 0 1 2 6+ 4 0 1 0 2 0

Staff 2: 0 1 6+ 1 2 0 1 2 0 0 2 0 0 1 2 6+ 4 1 2 1 0 1 6+

Staff 3: 0 2 1 4 1 2 1 1 2 0

Staff 4: 0 2 4 1 2 0 2 1 1 2 0 1 2 0 0 2 1 2 1 1 2 0

Staff 5: 0 2 6+ 6+ 4 1 2 1 0 1 6+ 0 2 1 4

>>

Book: O'Neill's 1017

Source: O'Neill's 1017

Transcription: Transcription, chords:Mike Long

The old grey goose

Jig

Em D Em D G

D G D G Em D

Em G

Am G

C G C D Em

Em G D

1 2 3 - 3 2 - 2 3 1 1 1 2 0 2 - - - 3
- - - 1 - - 0 - - - - - - - - - - - 0 0 -
- - - - - - - - - - - - - - - - - 0 - - -

2 0 0 0 1 2 3 2 3 - 3 - - - - - - - - - 2
- - - - - - - - - - - 0 - 0 1 0 1 - - - - - 1 1 0 -
- - - - - - - - - - - - - - - 3 2 3 1 0 - - - - -

3 1 1 1 2 3 3 - - - 3
- - - - - - - - - - - - - - - 1 - 3
- - - - - - - - - - - - - - - 0 - - -

3 - - 6 - - 3 - - - 6 - - 6 - - 6 - 3 - 3 - - 3
- 0 1 - - 1 - 0 0 - - 0 0 1 - - - 0 - 0 - - 1 -
- - - 0 - - - - 1 - - - 0 1 - - - 0 1 - - - 0 - -

- - - - - - - - - - - - - - 2 3 1 1 1
- - - - - - - - - - - 1 1 0 - - - - - - - - -
1 3 1 3 2 3 1 0 - 1 1 0 - - - - - - -

0 1 2 1 1 0 - 0 1 2 3 1 2 0 0 4 0 0

>>

G D G Em D

2 4 3 2 1 0 3 2 3 2 1 2 0 1 2 3 2 3 1 0 1 1 0 2

Em Em D

3 1 1 1 6 - 3 3 - 2 0 0 0 6 - 3 3 - 3 2

Em Em G D Em D

3 1 1 1 6 - 3 3 - 2 0 0 0 6 - 3 3 - 3 2

Em G Em D Em

3 1 1 - - - - - 2 3 1 1 1 1 0 - - - - -

G D Em G (D)

2 3 5 3 2 4 2 3 1 1 1 2 3 5 3 2 4 3

D G D Em G Em D

2 0 0 0 1 2 3 5 3 2 4 2 1 3 1 3 2 3 1 0 1 1 0 2

Em G D

3 1 1 1 - - - - - 6 - 6 - - - - -

- - - - - 2 3 0 - - - - - 1 - 0 - - - - -

>>

Em G D G D

3 1 1 1 - - - - 3 2 0 0 0 1 2 3 - 3 -
 - - - - 2 3 0 - 0 - - - - - - - 0 - 0
 -

G Em D Em

- 6 - - - - - - 2 3 1 1 1
 1 - 1 - - - - - - - 1 1 0 - - - - - 1
 - - - 3 2 3 1 0 - - - - - - - - - - - -

Book: O'Neill's 1000

Source: O'Neill's 1000

Transcription: Transcription:Robert Thorpe, chords:Mike Long

>>

Old hag you have killed me

O hag you have killed me

Jig

D C D

D C D G C

G D G

D D G

D C G

Source: My arrangement from various sources

Transcription: Transcription, arrangement, chords:Mike Long

Old Joe's jig

Jig

D (A) G D G D

A D (A) G D G D

A D D A

G (D) D A D A

G (D) D A G D

>>

Source: Richard Darsie's web page
 Transcription: Transcription, chords: Mike Long

The one legged man

Jig

(Ireland)

D G
 - 2 - 0 2 - 0 2 - 0 2 - - 2 - 0 2 - 0 2 - - -
 0 - 0 - - 0 - - 0 - - 0 0 - 0 - - 0 - - 0 1 2 - -
 - 1 - - 0

D D C/A G
 - 2 - 0 2 - 0 2 - 0 2 - - - - - - - - - - - - - - - -
 0 - 0 - - 0 - - 0 - - 0 - - 0 - - - - - - - - - - 1 1 2 - -
 - - - - - - - - - - 0 1 2 3 1 4 2 0 - - - 0

D G D D
 -
 0 1 2 4 2 5 3 4 2 0 1 2 4 2

D A D G D D A
 -
 4 2 0 1 0 - 0 1 2 4 2 5 3 4 2 0 1 2 3 1 4

G
 -
 2 0 - 1 1 2 - 0

>>

Book: O'Neill's 938

Source: O'Neill's 938

Transcription: Transcription:Tom Keays, chords:Mike Long

Out on the ocean

The Portroe jig

Jig
APB Martin Hayes

(Ireland)

Chords: G, C, C, D, G, C, (D), G, G, Em, G, C, D, G, C, (D), G, G.

>>

Book: O'Neill's 795
Source: Hayes Cahill Live in Seattle
Discography: Hayes Cahill Live in Seattle
Transcription: Transcription, chords:Mike Long

Paddy Carey

Paddy Carey's fortune

Single Jig

(Ireland)

Musical score for Paddy Carey's fortune, Single Jig. The score is in G major (one sharp) and 6/8 time. It consists of six systems of music, each with a treble clef staff and a corresponding guitar fretboard diagram below it. The fretboard diagrams use numbers 0-5 to indicate fingerings for the strings. Chord names (D, G, A) are placed above the staffs to indicate the harmonic structure. The score includes repeat signs and a double bar line with repeat dots.

System 1: Chords D, G, A. Fretboard: 0 0 2 0 2 0 0 0 1 1 2 3 1 0

System 2: Chords D, A, G. Fretboard: 0 0 2 0 2 0 0 0 1 2 0 1 2 1 0

System 3: Chords D, G, D, D, G. Fretboard: 0 2 3 5 4 5 4 2 0 0 2 3 5

System 4: Chords D, A, D, G, D, D, A. Fretboard: 4 2 0 1 0 2 3 5 4 5 4 2 0 0 2 1 0 1 2

System 5: Chords G, G, D. Fretboard: 0 1 2 1 0 3 1 1 0 1 2 0 0 2 0

System 6: Chords G, A, G, D. Fretboard: 1 1 1 2 3 1 0 3 1 1 0 1 2 0 0 2 0

>>

The image displays a musical score for the piece 'Kerr's Fourth' in D major. It consists of three systems of guitar tablature, each with a corresponding chord chart above it. The first system has chords A, G, D, and G. The second system has chords D, D, G, D, A, D, and G. The third system has chords D, D, A, and G. Fret numbers are indicated by numbers 0-5 on the lines of the guitar staff.

Book: Kerr's Fourth p23

O'Neill's 1820

Source: Kerr's Fourth

Transcription: Transcription, chords:Mike Long

>>

Paddy Fahy's 1

Jig

0 2 - - - - - 3 1 - 3 1 0 2 - - - - - 3 1 6 6
 - - 0 - 2 0 0 - - 0 - - - - - 0 - 2 0 0 - - - - -
 - - - 0 - - - - - - - - - - - - - - - 0 - - - - -

- 0 0 1 2 3 - - - 6 6 - - - - 2 2 3 1 - 0 0
 0 - - - - - 0 - 1 - - - - 0 - - 0 - - - 0 - -
 - - - - - 0 - - - - 0 2 0 - - - - - - - - - -

0 2 - - - - - - - - - 3 1 - 3 1 0 - - -
 - - 0 - - - - - - 2 0 0 0 - - - 0 - - - - 1
 - - - 2 1 0 0 - - - - - - - - - - - 0 - -

6 6 3 1 6 - 0 0 1 2 3 - - - 6 6 - - - - 2 2
 - - - - - 0 - - - - - 0 - 1 - - - - - 0 - -
 - - - - - - - - - - - 0 - - - 0 2 0 - - -

3 1 - - - 0 0
 - - - 0 - - - -
 - - - - - - - -

>>

Source: Fisherstreet
 Ricker ABC file
 Transcription: Transcription:?, chords:Mike Long

Paddy O'Rafferty

Jig

(Ireland)

System 1: G C G C D
 3 - - 0 1 0 0 6 - - 3 1 3 - - 0 1 0 3 - 3 3 1 0
 - 0 1 - - - - - 1 0 - - - 0 1 - - - -
 -

System 2: G C G C (D)
 3 - - 0 1 0 0 6 - 6 - - - 6 - - 3 1 3 - 3 3 1 0
 - 0 1 - - - - - 1 - - - - 1 0 - - - 0 - - - -
 - - - - - - - 0 1 0 - - - - - - - - - -

System 3: G C G
 0 - - 0 - - 0 - - 3 1 0 - - 0 - -
 - 1 1 - 0 0 0 - 1 1 0 - - 1 1 - 0 0
 -

System 4: C D G C G
 3 - 3 3 1 0 0 - - 0 - - 0 6 - 6 - - 6 - - 3 1
 - 0 - - - - - 1 1 - 0 0 - - 1 - - 1 0 - -
 - - - - - - - - - - - 0 1 0 - - - - -

System 5: C (D) G C G
 3 - 3 3 1 0 - - - - 6 - - - - 3
 - 0 - - - - - 0 1 - - 1 - - 1 - - 1 - -
 - - - - - 0 - 0 1 - 1 0 - 3 0 - -

System 6: G C G G C D C
 - - - - - 3 - 3 3 1 0 - - - 6 - - - -
 - 1 - - - - - 0 - - - - 1 - - - - -
 0 - 0 1 2 3 - - - - 0 - 0 1 - 1 2 0 2 3 2 1

>>

G C (D) G
 - 6 - - 3 1 3 - 3 3 1 0 - 0 0 - 0 0
 - - 1 0 - - - 0 - - - - 1 - - 0 - -
 0 -

C G C D G
 - 3 - - 3 1 - 0 0 - 0 0 3 - 3 3 1 0 - 0 0 - 0 0
 1 - 1 0 - - 1 - - 0 - - - 0 - - - - 1 - - 0 - -
 -

C G C (D)
 0 6 - 6 - - - 6 - - 3 1 3 - 3 3 1 0
 - - 1 - - - - - 1 0 - - - 0 - - - -
 - - - - 0 1 0 - - - - - - - - - - -

G C G C D
 - 3 - 3 - 3 - 3 1 - 3 - 3 1 3 - 3 3 1 0
 1 - 0 - 1 - 0 - - 1 - 0 - - - 0 - - - -
 -

G C G C (D)
 - 3 3 - 3 3 - 3 3 - 6 - 6 - - 3 1 3 - 3 3 1 0
 1 - - 0 - - 1 - - 0 1 - - - 1 0 - - - 0 - - - -
 - - - - - - - - - - - - - - 0 - - - - - - - - -

>>

Book: O'Neill's 954
 Kerr's Second p29
 Source: My arrangement from various sources
 Transcription: Transcription, arrangement, chords:Mike Long

Paddy whack

When history's muse

Jig

(Ireland)

Chords: G C G G C
D G D C G G D
G G C
G D G C D G D
C G G D G

Fret numbers:
3 3 1 0 3 2 3 1 0 6 1 0 3 3 1 0 1 2 3
2 0 0 0 1 2 3 5 3 4 2 0 6 0 1 0 3 3 0 1 0 0
1 3 3 3 0 1 3 1 6 0 1
0 1 0 3 3 0 1 2 3 2 0 0 0 1 2 3 5 3 4 2 0
6 3 3 3 1 0 1 0 6 0 1 0 1 3 3 3

>>

Book: Kerr's First
 O'Neill's
 New England Fiddler's Repertoire
 Source: Kerr's First
 Transcription: Transcription, chords:Mike Long

Paddy's leather britches

Jig

(Scotland)

The musical score consists of six staves of music in the key of D major (two sharps) and 6/8 time. The chords and fret numbers are as follows:

- Staff 1:** Chords: Bm, A. Fret numbers: 1 1 1 - - - 1 1 - - - 1 1 1 - - - 2 0 0 - - - 2
- Staff 2:** Chords: Bm, A, F#m. Fret numbers: 1 1 1 - - - 1 1 - - - 2 3 4 1 2 4 2 0 0 - - - 2
- Staff 3:** Chords: A, Bm, A. Fret numbers: - - - - - - - - - 1 1 - - - - - - - - - 4 2 1
- Staff 4:** Chords: F#m, A, Bm, A. Fret numbers: 2 0 0 - - - 2 - - - - - - 1 1 - - - - - - - - - 2 1 2 1 2 3 4 1 2 4
- Staff 5:** Chords: F#m, Bm. Fret numbers: 2 0 0 - - - 2 1 1 1 1 2 2 2 1 1 1 - - - - - 2 1
- Staff 6:** Chords: A, Bm. Fret numbers: 2 2 2 1 1 1 0 0 0 - - - 2 1 1 1 2 1 2 1 2 - - - - - 1 2 - - - - - 1 2 1

>>

The image shows a guitar score in G major (one sharp) with three systems of music. Each system consists of a treble clef staff with a melody line and a corresponding line of guitar fingerings. Chords are indicated above the staff.

System 1: Chords: A, F#m, A. Fingerings: 2 3 4 1 2 4, 2 0 0 2 1 2, 4 3 4 2 1.

System 2: Chords: Bm, A, F#m, A. Fingerings: 2 1 1 2 1 4 3 4 2 1, 2 0 0 2 1 2, 4 3 4 2 1.

System 3: Chords: Bm, A, F#m. Fingerings: 2 1 1 2 1 2 3 4 1 2 4, 2 0 0 2 1 2.

Source: Richard Robinson

Transcription: Transcription:Richard Robinson(?), Chords:Mike Long

>>

The pet of the pipers

Doherty's fancy

Jig

(Ireland)

1 0 2 1 0 2 0 2 0 2 1 0
- - - - - 1 - - 4 1 - - - - -

E A D A
- 2 1 - - - - - 2 1 0 2 1 0 - 2 0 - - - 2 - 6+ - - - 2 0
- - - 0 - - - - - - - - 1 - - - 4 1 - 2 - 4 1 - - -

E A A
- 1 6+ 0 - - - - - 6+ - - - 6+ -
0 - - - - - 1 4 4 2 6+ 4

E A E A A
-
6+ - - - 6+ - - - - 6+ - - - 6+ - - - 6+ - - - 6+ - 6+ - - - 2
- 5 4 - - 2 1 4 - 4 2 - 4 5 4 - 4 1 2 - 4 - 2 1 0 -

D A D A E A
- - - - - 2 1 0 - - - - - 6+ - - - 2 0 - - - 1 6+ 0
2 1 0 - - - - 2 - 4 1 - - - 0 - - - -

>>

Book: O'Neill's 811
Kerr's First p36
Source: Kerr's First p36
Transcription: Transcription, minor arr., chords:Mike Long

Pipe on the hob

Burns's Dream

Jig

(Ireland)

Am Am G Am G

G Am Am G Em G

Am G

Am G G

Em G Am

Am G Am Am G

1 6 - - 6 - - 6 - - 3 - - - -
- - - - 1 0 - - 1 0 - - 0 1 0 - - -
- - - - - - - - 1 0 - - 1 0 - - 0 1 3 4 3 1 0 - 1

0 1 0 0 - - - - 2 3 - - 3 1 4

4 3 1 1 0 - - 0 1 0 - - 3 1 4 5 4 3 1 2 3 3 1 4

4 3 1 0 1 3 4 3 1 0 - 1 0 1 0 0

1 6 6 - 6 - - - 6 - - 3 1 6 6 - 6 - -
- - - - 0 - 0 1 - - 0 0 - - - - - -
- - - - 0 - 0 1 - - - - - - 0 - 0

>>

Am Am G Am G Em G

Am

0 1 0 0 1 6 6 6 1 1 3 4 5 4 3 1 0 1

0 1 0 0

Book: Joyce, P. W.; "Old Irish Folk Music and Songs"

O'Neill's 705

Source: My arrangement from various sources- mostly O'Neill's

Transcription: Transcription, arrangement, chords:Mike Long

>>

The piper's bonnet

Jig
Or use Am...

The musical score consists of five staves of music in 6/8 time. Each staff includes a treble clef, a key signature of one sharp (F#), and a 6/8 time signature. The notes are accompanied by guitar chords and fret numbers indicated below the staff.

Staff 1: Chord A. Fret numbers: 1 0 1 0 1 0 1 0 0 1 0 1 0.

Staff 2: Chords A, C, G. Fret numbers: 1 3 3 1 0 1 0 1 0 0 1 1 3 0 0 3.

Staff 3: Chord A. Fret numbers: 1 3 3 1 0 1 0 4 0.

Staff 4: Chords G, A. Fret numbers: 1 0 0 1 0 1 4 1 3 3 1 0 1 0 4 0.

Staff 5: Chords C, G. Fret numbers: 1 0 6 0 1 1 3 0 0 3 1 3 3.

>>

Book: Kerr's Fourth p30
Source: Kerr's Fourth p30
Transcription: Transcription, chords:Mike Long

The races at Carrick

Jig

(Ireland)

See also: The tar road to Sligo

The musical score consists of five staves of music in the key of D major (two sharps) and 6/8 time. Each staff includes a treble clef, a key signature of two sharps, and a 6/8 time signature. The music is written in a single melodic line. Below each staff, guitar chords (D, G, A) and fret numbers are provided for accompaniment. The fret numbers are arranged in two rows: the top row contains the fret number for the first string, and the bottom row contains fret numbers for the other strings. Some fret numbers are omitted, indicated by dashes. A double bar line with repeat dots is used to indicate a repeat section in the third staff. A double greater-than sign (>>) is placed to the right of the third staff, indicating a jump to the index.

Book: O'Neill's 836

Source: O'Neill's 836

Transcription: Transcription, chords: Mike Long

The rakes of Kildare

The Galbally farmer

Jig

(Ireland)

The musical score is presented in six systems, each with a treble clef staff and guitar tablature below. The key signature is one sharp (F#) and the time signature is 6/8. Chords are indicated above the staff: Am, G, Em, and G.

System 1: Am G
 1 1 - - - 3 - 6 - - - - - - - - -
 - - 0 0 0 - 0 1 - - - - - - - - -
 - - - - - - - - - - - 0 1 2 3 2 3 1 3 1

System 2: Am Em G
 - - 3 3 1 1 - - - 3 - 6 - - - - - - - - -
 - 1 - - - - - 0 0 0 - 0 1 - - - - - - - - -
 0 - - - - - - - - - - - 0 1 2 3 2 1 0 - - -

System 3: Am Am
 0 0 - - - - - - - - - - - - - - -
 - - - 4 4 1 4 4 1 4 4 1 4 5 4

System 4: G Am
 - - - - - - - - - 3 3 - - - - - - - - -
 3 2 3 1 3 1 0 1 - - - 4 4 1 4 4 1 4 4 1 4 5 4

System 5: Em G Am Am
 - - - - - 3 - - - - - 0 0 - - - - - - - - -
 3 2 1 0 - - - - - 4 4 1 4 4 1 4 4 1 4 5 4

System 6: G Am
 - - - - - - - - - 3 3 1 1 - - - 3 - 6 - - - -
 3 2 3 1 3 1 0 1 - - - - - 0 0 0 - 0 1 - - - -
 - - - - - - - - - - - - - - - - - 0 1 2

>>

Richard Brennan's Brennan's favourite

Jig

D

A D

A D D A

D (A) D A G A D A

D (A) D A D

>>

Book: The Irish Fiddle Book

Source: Xerox of sets(Cooking with turf (?))

Discography: James Kelly: Capel Street

Mick Moloney: Strings attached

Transcription: Transcription, chords:Mike Long

The road to Lisdoonvarna

Single Jig

(Ireland)

Em (G) D

Em (G) A | 1

Em Em Em

D/G A G Em

D/G A 1 Em 2 Em

>>

Source: My arrangement from various sources

Transcription: Transcription, arrangement, chords:Mike Long

The road to Lurgan

Jig

(Ireland)

The musical score consists of five staves of music in G major (one sharp) and 6/8 time. Each staff includes a treble clef, a key signature of one sharp (F#), and a 6/8 time signature. The music is written in a single melodic line. Above the notes, guitar chords are indicated: G, C, G, G, D, G, C, G, G, D, G, D, D (C), G, D, G. Below the notes, fret numbers are provided for each string, with dashes indicating where a string is not played. The score includes repeat signs and a double bar line at the end of the fifth staff.

>>

Book: O'Neill's 830

Source: Richard Darsie's web page

My arrangement from various sources

Transcription: Transcription, arrangement, chords: Mike Long

The rose in the heather

Jig

D A D G A
 2 2 1 2 1 0 2 - - - 2 - - - - - - - - - 2 1
 - - - - - - - 0 1 0 - 0 1 - - - - - - - 1 0 - - -
 - - - - - - - - - - - - - - - 0 1 0 1 2 0 - - - - -

D A D G A | 1 D || 2
 0 2 1 0 - 0 2 - - - - 2 - - - - - 2 1 2 0 0 0
 - - - - - 1 - - 0 1 0 - 0 - 1 0 - - - - - - - - -
 - - - - - - - - - - - - - - - 0 - - - - - - - - -

D A D G
 2 0 0 0 - - - - - 1 0 1 - - - - - - - - - - - - - - -
 - - - - - 1 2 0 - - - 0 2 4 4 4 2 0 3 2 1 0
 -

A D A D G A | 1
 - - - - - - - - - - - 1 0 1 - - - - - - - - - - - - - - -
 - 1 1 1 0 1 2 0 - - - 0 2 4 4 4 2 4 5 4 2 3 2 1

D G A
 - - - - - - - - - - - - - - - - 2 1
 2 0 0 0 1 - - - 1 0 - - - - - - - - -

Source: My arrangement from various sources
 Discography: Frankie Gavin: Frankie Goes to Town
 Transcription: Transcription, arrangement, chords:Mike Long

Saddle the pony

Jig

(Ireland)

Chords: D, A, G

Fret numbers: 2 1 0, 2 0 0, 0 0 2 1 0, 2 1 0, 1 1 1, 3, 2 1 0, 2 0 0, 1 1 1, 3, 2 1 0, 2 0 0, 1 2 3, 2 4 2 3 2 1, 0 1 1 2, 2 2 2, 2 0, 1 1 0 2 2, 2 0 0, 1 2 3, 2 4 2 3 2 1, 0 1 1 2, 3, 1 2, 0

>>

Book: O'Neill's 718

Source: O'Neill's 718

Transcription: Transcription, chords: Mike Long

Saint Patrick's day

Jig

(Ireland)

0 3 - 3 3 - 6 - - - - 3 - 3 - - 3 0
 - - 0 - - 1 - - - - - 1 - 0 - 0 1 - - -
 - - - - - 0 1 0 0 - - - - -

1 2 1 1 0 3 - 3 3 - 6 - - - - 3 - 3 - - 3 0
 - - - - - 0 - - 1 - - - - - 1 - 0 - 0 1 - - -
 - - - - - 0 1 0 0 - - - - -

1 2 3 - - - - - - - - -
 - - - - - 0 0 1 2 3 1

- - - - - 1 - - - - - - - - -
 2 0 1 0 - 0 1 2 3 4 3 2 1 0 1 0 0 1 2 3 1

- - - - - 1 - - - - - - - - -
 2 0 1 0 - 0 1 2 3 4 3 2 1 0 1 2 1 0 1 2 3

>>

Book: RSCDS 3-3 (?)
 NE Fiddler's Repertoire
 Gow's Repository (?)
 Source: My arrangement from various sources
 Transcription: Transcription, arrangement, chords:Mike Long

Sally Hunter

Jig

The musical score for 'Sally Hunter' Jig is presented in six staves. Each staff contains a line of music with guitar chords indicated above and fret numbers below. The key signature is two sharps (F# and C#) and the time signature is 6/8. The chords used are D, G, A, and D. The fret numbers are as follows:

- Staff 1: Chords D, G, D, G. Fret numbers: 0 0 2 0 0 0 1 0 0 1 2 0 1 3 2
- Staff 2: Chords A, D, G, D, G, A. Fret numbers: 1 2 0 2 1 0 0 2 0 0 1 0 1 2 0 1 3 2 1 0 2
- Staff 3: Chords D, D, G, D, G. Fret numbers: 0 0 3 2 1 0 3 1 4 2 5 3
- Staff 4: Chords D, A, D, G, D, G. Fret numbers: 2 1 2 0 1 2 1 2 0 2 1 0 2 1 0 3 1 4 2 5 3
- Staff 5: Chords A, D, D, G, D, G. Fret numbers: 2 3 4 0 0 2 0 0 3 2 1 0 3 1 4 2 5 3
- Staff 6: Chords D, A, D, G. Fret numbers: 2 1 2 0 1 2 1 2 0 2 1 0 0 2 0 0 1 0 1 2 0

>>

A D

1 3 2 1 0 2 0 0

Source: Nottingham Music Database

Transcription: Transcription:?, arrangement: Phil Rowe, chords: Mike Long

>>

The Scartaglen jig

Jig

(Ireland)

0 - - - 6+ - - - 0 - - - - - - - 0 - - - - - - - 1
 - 4 4 4 - 4 - 3 3 3 2 3 - 4 4 4 3 2 1 2 0 1 0 -

0 - - - 6+ - - - 0 - - - - - - - - - - - - - - - - - - - 2 1
 - 4 4 4 - 4 - 3 3 3 2 1 2 3 2 1 0 1 0 0 - - -

0 - - - 6+ - - - 0 - - - - - - - 0 - - - - - - - - - - - - - - - - - -
 - 4 4 4 - 4 - 3 3 3 2 3 - 4 4 4 3 2 1 2 0 1 2 3

- 3 - - - -
 4 3 2 3 2 1 2 1 0 1 0 - 1 - - - - - - - - - - - - - - 1 - 1 2 - -
 A D A A 0 - 0

2 1 0 2 -
 - 1 1

0 2 2 2 1 0 2 1 0 2 -
 - 0 2 2 - 1 1 1 - 3 3 3 2 3

>>

Musical notation for a jigs tune in G major. The staff shows six notes: G4, A4, B4, G4, A4, B4. Below the staff are guitar chord diagrams: 0, 1, 3, 1, 2, 0.

Source: hnjigs~1.abc

Transcription: Transcription: Henrik Norbeck?, chords:Mike Long

>>

Scatter the mud

Jig

(Ireland)

Am

G Am G

Am

G Am G Am

G (Em) G

0 1 0 0 1 0 1 0 0 0 1 0 1 0 0 1 0

0 1 3 3 1 0 1 0 0 0 3 1 3 0 1 1 3 1

0 1 0 0 0 0 1 4 4 1 3 3 0 1 1 0 1 4 2 3 1

0 1 0 0 3 1 3 0 1 1 3 1 0 1 0 0

>>

Book: O'Neill's 967 2nd Setting

Source: O'Neill's, mdl

Transcription: Transcription, arrangement, chords:Mike Long

Seamus Cooley's jig

Jig

The musical score is presented in six systems, each consisting of a treble clef staff with a key signature of one sharp (F#) and a 6/8 time signature. Chords are indicated above the staff, and fret numbers are written below the notes. The systems are as follows:

- System 1:** Chords G and D. Fret numbers: 1 0 1 3 1 0 0 0 1 3 3 0 1 0 3 1 0 0 3 0.
- System 2:** Chords G, G, D, G. Fret numbers: 1 0 1 3 1 0 0 0 1 3 3 0 1 0 3 1 3 3 0.
- System 3:** Chords G, Am, D. Fret numbers: 1 0 1 0 1 1 0 1 1 0 0 3 1 0 1 0 0 3 0.
- System 4:** Chords G, C, D, G. Fret numbers: 1 0 1 0 1 1 0 1 1 3 1 0 3 1 3 3 0.
- System 5:** Chords G, Am, D. Fret numbers: 1 0 1 0 1 1 0 1 1 0 0 3 1 0 1 0 0 3 0.
- System 6:** Chords G, G, D, G. Fret numbers: 1 0 1 3 1 0 0 0 1 3 3 0 1 0 3 1 3 3 0.

>>

Source: tonyji~1.abc

Transcription: Transcription:???, chords:Mike Long

Sean Ryan's

Jig

(Ireland)

The musical score is written in treble clef with a key signature of one sharp (F#) and a time signature of 6/8. It consists of five staves of music. The first four staves are connected by a brace on the left. The fifth staff concludes with a double bar line. Chords are indicated above the notes, and fingerings are indicated by numbers 0-5 below the notes. A repeat sign with first and second endings is present in the third staff. A double bar line with repeat dots is at the end of the fifth staff. A double arrow symbol (>>) is located to the right of the third staff.

Staff 1: Am G Am G Am
 Staff 2: G Am G Am G Am
 Staff 3: G Am Am
 Staff 4: G Am G Em Am
 Staff 5: (no chords)

Book: Music from Ireland Vol. 3
 Source: Music from Ireland Vol. 3
 Transcription: Transcription, chords:Mike Long

Sgian Dubh

Jig

The musical score for "Sgian Dubh" is presented in six staves. Each staff contains a line of music with guitar tablature below it. The key signature is two sharps (F# and C#), and the time signature is 6/8. The chords used are Bm, D, and A. The tablature uses numbers 0-2 to indicate fret positions. A repeat sign is present at the end of the third staff. A double arrow symbol (>>) is located to the right of the third staff.

Staff 1: Chords: Bm, D, A, Bm. Tablature: 0 - - - 2 - - - 0 2 - 1 - - - 1 - - - 2

Staff 2: Chords: G, A, Bm, D, A, D, A. Tablature: 1 2 - - 2 1 1 1 1 1 - - 0 - 0 - 2 0 - - 0 1

Staff 3: Chords: Bm, Bm, A. Tablature: 2 0 - - 1 1 - - - 1 1 2 - - 2 1 0 - - 2 0

Staff 4: Chords: Bm, D, Bm, A. Tablature: - - 1 1 2 1 - - - - - - 1 - - 1 1 2 - - 2 1 0 - - 2 0

Staff 5: Chords: D, A, Bm, Bm, A. Tablature: 0 1 2 1 0 - - 2 0 - - 1 1 - - 1 2 1 1 2 - - 2 1 0 - - 2 0

Staff 6: Chords: Bm, D, Bm, A. Tablature: 2 - - 1 1 2 1 - - - - - - 1 - - - - - - 2 - - - - - 2 0

D A Bm

0 1 2 1 2 3 2 0 - -
 - - - - - - - 1 1
 - - - - - - - - -

Book: Kerr's Second p35

Source: Kerr's Second p35

Transcription: Transcription, chords:Mike Long

>>

Shandon bells

Jig

(Ireland)

D A G

G A D D A G A | 1

D | 2 D

D A (G)

D G A D

>>

Book: O'Neill's 814

Source: O'Neill's 814

Transcription: Transcription, chords:Mike Long

The ship in full sail

Jig

1 0 3 3 - 3 3 - 3 3 3 - - - - 3
 - - - - 1 - - - - 0 - - - - 1 - - - - 3
 - - - - - - - - 0 - - - - 0 1 3 1 0 - - -

D G C G

- - 3 1 0 3 3 - 3 3 - 3 3 3 - - - - 3
 0 0 - - - - 1 - - - - - - - - 1 - - - - 1 - - -
 - - - - - - - - 0 - - - - 0 1 3 1 0 - - -

D G G

- 3 2 3 - - - - - - - - - - - -
 0 - - - - - - - - 0 0 3 3 5 3 3
 - - - - - - - - - - - - - - - - -

C (G) G D G

- - - - - - - - - - - - - - - - - -
 4 3 4 5 3 1 0 3 3 5 3 3 4 4 3 1 0 3 3 5 3 3
 - - - - - - - - - - - - - - - - - -

C (G) C (G) D G

- - - - - - - - - - - - - - 3 - 3 2 3
 - - - - - - - - - - - - 1 - - - 0 - - - -
 4 3 4 5 3 0 1 3 1 0 - - - - - -

>>

Book: Flute tutor(?)
 Irish Traditional Music Session Tunes 2 n32
 Source: My arrangement from various sources
 Discography: De Dannan: Star Spangled Molly.
 Transcription: Transcription:??,arr., chords:Mike Long

Slieve Russel

Jig

(Ireland)

Am Am G Em G

Am Am G Em (F) G Am

Am D G Am

D Am Am D G Em (F)

G Am

>>

Book: Music from Ireland Vol. 3

Source: Music from Ireland Vol. 3

Transcription: Transcription, slight arr., chords:Mike Long

Smash the windows

Roaring jelly

Jig

(Ireland)

The musical score is written in treble clef with a key signature of two sharps (F# and C#) and a 6/8 time signature. It consists of six staves of music. Above each staff are guitar chords (D, A, G) and fret numbers (0-4) indicating fingerings for each note. The score includes repeat signs and first/second endings. A double arrow symbol (>>) is located to the right of the third staff.

Staff 1: Chords D, D, A, G, D, A. Fret numbers: 0 1 0 2, 0, 0 2 1, 3, 2, 1 2 3 2 1.

Staff 2: Chords D, D, A, G, A, D. Fret numbers: 0 1 0 2, 0, 0 2 1, 2 0, 1, 3 2 1 0, 2, 0 1 0 0.

Staff 3: Chords D, D. Fret numbers: 0 1 0 0, 2 3, 4, 2 0, 2, 0, 4 4 3 2.

Staff 4: Chords A, D, G, D, G. Fret numbers: 3 1 2 1 0, 3 3 2 1, 2 0 3 1, 4 2 5 4 3.

Staff 5: Chords D, A, D, D. Fret numbers: 2 1 0, 0 1 2, 0 1 0 0, 2 3, 4, 2 0, 2, 0, 4 4 3 2.

Staff 6: Chords A, D, G, D, G. Fret numbers: 3 1 2 1 0, 3 3 2 1, 2 1 0, 3 2 1, 4 3 2 5 4 3.

D A D

- - - - - - - - - - -

2 1 0 0 1 2 - - - - 0

Book: Kerr's Fourth p22

O'Neill's 965

Source: My arrangement from various sources

Transcription: Transcription, arrangement, chords:Mike Long

>>

The snow on the hills

Jig

0 2 - - - - - 2 0 2 - - - - - 6 6 - - 3
 - - 0 - - - - - 0 - - - 0 - 0 1 - - - 1 0 -
 - - - 0 1 2 1 2 0 - - - - - 0 - - - - -

0 2 -
 - - 0 -
 - - - 0 1 2 1 2 0 4 3 2 3 1 - - - 1 0 - 0

- - 2 - 0 -
 1 0 - 0 - - - - - 4 - - 3 - - - 2 4 2 0 0 - - 4 - 0 0 - 0 0

-
 - - 0 0 - 0 0 -
 2 1 0 1 - - - 4 - - 3 - - - 2 4 2 0 - - - 4 3 2 3 1 -

-
 - - 2 -
 1 0 - 0 0 - - - 1 0 2 - - -

>>

Source: Boiled in Lead:Orb
 Discography: Boiled in Lead:Orb
 Transcription: Transcription, chords:Mike Long

Snug in the blanket

Jig

(Ireland)

Am G D

G Am G D

G D

C D D C

G D/C G D

G D

3 - - 6 - 6 1 0 1 6 - - 3 - 2 0
 - 0 1 - 1 - - - - - 0 1 - 0 - -
 - - - - - - - - - - - - - - - - -

3 2 3 - - 3 - - 6 - 6 1 0 1 6 - - - - 6 - 2
 - - - 1 0 - 0 1 - 1 - - - - - 0 1 - 1 - 0 -
 - - - - - - - - - - - - - - - 0 - - - -

3 - - 3 2 3 - - 2 - - 2 - - 2 - - 2 -
 - 1 0 3 - - 0 0 2 - - 0 2 - - 0 2 -
 - - - - - - - - - - - 0 - - 0 - - 0

2 3 - - 2 - 1 2 3 3 2 1 2 3 - - 2 - - 2 - - 6
 - - 0 0 - - - - - - - - - - 0 0 - - 0 - - 0 1 -
 - - - - - 0 - - - - - - - - - - 0 - - 0 - - -

1 - - 6 - 2 3 - - 3 2 3 - - 2 0
 - 0 1 - 0 - - - 1 0 - - - 0 0 - -
 - 0 - - - - - - - - - - - - - - -

0 1 0 - 2 0 2 3 - - 2 0 3 - - 3 2 3 - - 2 0
 - - - 0 - - - - 0 0 - - - 1 0 - - - 0 0 - -
 - - - - - - - - - - - - - - - - -

>>

D C G D/C G

0 1 0 - - 6 - - - 6 - 2 3 - - 3
 - - - 0 1 - 1 - 1 - 0 - - 1 0 -
 - - - - - - 0 - - - - - - -

Book: O'Neill's 889

Source: O'Neill's 889

Transcription: Transcription, slight rearrangement, chords: Mike Long

>>

The spinner's lilt

Jig

(Ireland)

Chords: D, D, A, D, G, A, D, A, G, A, D, D, A, D, A, G, A, G, A

Fret numbers: 0 2 2 3 - - - - 3 2 0 2 2 3 - - - - 1 0 1 - - 2 - - - - 3 1 - - - - 2 2 3 0 0 1 0 0 - - - - 3 2 3 - 3 2 - 2 1 2 - - - 0 - - 0 1 0 - - - - 0 2 2 4 2 0 2 1 2 0 0 2 2 4 2 - - - - 1 0 1 2 3 4 3 2 5 4 3 2 1 0 2 1 0 - - 0 - - 2 1 0 - - - 1 2 - - 0 - -

>>

Book: O'Neill's 1058

Source: O'Neill's 1058

Transcription: Transcription:henrik.norbeck, chords:Mike Long

A

E

A

- - - - -

2 1 2 1 0 1 2 0 0 0

Book: Jerry Holland's collection of fiddle tunes
 Source: Jerry Holland's collection of fiddle tunes
 Transcription: Transcription, chords:Mike Long

>>

The star above the garter

Single Jig

(Ireland)

Chords: G, D, C, C, D, G, D, C, D, D, G, C, D, G, G, C, D

Fretboard diagrams (Staff 1):
 1 6 - - - 3 - - - 3 1 6 -
 - - 0 - 1 1 0 - 0 1 0 0 1 0 - - - 1

Fretboard diagrams (Staff 2):
 - - 3 - - 6 - - - 3 - - 6 - - - 3 1 6 1
 1 0 - 0 1 - 0 1 1 0 - 0 1 - 0 0 1 0 - - -

Fretboard diagrams (Staff 3):
 0 1 0 0 - - - - - - - - - - - 1
 - - - - - 0 1 2 4 3 1 0 -

Fretboard diagrams (Staff 4):
 3 - 6 - - 3 - - 6 - - - - - - - - - 1
 - 1 - 1 1 0 - 0 1 - 0 1 2 3 4 3 1 0 -

Fretboard diagrams (Staff 5):
 3 - 6 1 0 1 0 0
 - 1 - - - - - - - - -

>>

Book: Fiddler's Fakebook p264 (Chieftains?)
 Irish Traditional Music Session Tunes 3
 Source: My arrangement from various sources
 Discography: Chieftains 4
 Transcription: Transcription, arrangement, chords:Mike Long

Statia Donnelly

Jig

D G C D A
 2 3 - 6 - - - 3 - 6 - 3 2 3 - 6 - 3 - - - - 3
 - - 0 - 0 0 1 - 1 - 0 - - - 0 - 0 - 0 - 2 - 0 -
 - - - - - - - - - - - - - - - 0 - 0 - - -

D D G D C 1 D 2
 2 3 - 6 - - - - - - 6 - 3 1 - 0 0 1
 - - 0 - 0 0 - - - - - - 0 - 0 - 0 - - - -
 - - - - - 0 2 2 3 1 0 - - - - - - - - -

D D D G D >>
 0 0 2 - - - - 6 - - - - - - - 6 - - -
 - - - 0 - - - - 0 0 - - - - - - - 0 1
 - - - - 0 1 0 - - - 2 3 1 0 1 0 - - -

C D D G D C 1
 6 - 6 - - 6 - - - 6 - - - - - 6 - 3 1 -
 - 1 - 0 1 - - - - 0 0 - - - - 0 - 0 - - 0
 - - - - - 0 1 0 - - - 0 2 2 3 1 0 - - -

D 2 D
 0 0 2 - - - 0 0 1
 - - - 0 - - - - - - - - - - -

Source: Various web abc's
 Transcription: Transcription:?, chords:Mike Long

Statia Donnelly's jig

Jig

The musical score consists of five staves of music in G major, 6/8 time. The first staff begins with a G chord. The second staff includes chords G, D, G, Em, and Bm. The third staff includes Em, G, and D. The fourth staff includes C, G, G, D, Em, G, and D. The fifth staff includes C, G, Em, Bm, and Em. Fret numbers are indicated below the notes on each staff. A double bar line with repeat dots is present at the end of the third staff. A double right-pointing arrow (>>) is located to the right of the third staff.

Source: Various web abc's

Transcription: Transcription:?, chords:Mike Long

Steamboat quickstep

Jig

Chord diagrams for the first staff (A):

1 4 1 2 0 0 2 1 4 1 4 6+ 2 1 0 2

Chord diagrams for the second staff (E, A, (D), A):

1 2 2 1 0 4 1 2 0 0 2 1 4 1 4 6+ 2 1 0 2

Chord diagrams for the third staff (E, A, A):

1 0 1 0 1 2 1 1 2 1

Chord diagrams for the fourth staff (D, A):

1 2 1 2 0 0 2 2 6+ 4 2 6+ 4 2 1 2 1 1 2 1

Chord diagrams for the fifth staff (D, A, E, A):

1 2 1 2 1 4 6+ 2 1 0 2 1 0 1 0

>>

Book: NE Fiddlers

Source: tonyji~1.abc, irishf~4.abc

Transcription: Transcription:??, chords:Mike Long

The stool of repentance

Jig

(Scotland)

The musical score consists of five staves of music. Each staff contains a line of music with guitar tablature below it. Chord diagrams are placed above the music at various points. The tablature uses numbers 0-6 to indicate fret positions, with dashes for natural notes. Some numbers are enclosed in boxes. The chords are labeled as A, D, and E. The key signature is D major (two sharps) and the time signature is 6/8. The score includes repeat signs and a double bar line at the end of the fifth staff.

>>

Book: Kerr's First p31

Source: Kerr's First

Transcription: Transcription, chords:Mike Long

Sweet Biddy Daly

An Irishman's love

Saddle the pony

Jig

(Ireland)

A D A D

E A D A D E

A A D

A A D E A D

A D E A

Book: O'Neill's 1084

Roche 1 n12

Source: O'Neill's 1084

Transcription: Transcription:henrik.norbeck, chords:Mike Long

Tansey's fancy

Jig

Chords: G D G D G D G C D G D G

Fret numbers:
 Staff 1: 3 0 1 0 1 0 1 1 0 3
 Staff 2: 1 1 1 6 1 0 1 0 0 1 0 1 0 3 1 0 3 0
 Staff 3: 0 0 0 6 1 0 3 2 0 3 0
 Staff 4: 6 1 1 3 0 3 0 6 6 6 0 1 1 0 3
 Staff 5: 1 1 1 0 1 0 3 1 1 0 0 0 6 1 0 3 2 3

>>

Source: Mike Long

Discography: Steeleye Span

Transcription: Transcription, chords:Mike Long

The Tappit hen

Jig

(Scotland)

Chords: A, D, A, G, A, D, A, G, A

Fretting diagrams (fingerings):

Staff 1: 4 0 0 0 2 0 0 1 2 0 0 0 2 0

Staff 2: 0 1 1 2 0 1 0 0 2 0 0 0 1 2 6+ 4 1 2 1 0 3

Staff 3: 0 0 0 0 1 2 1 1 1 1

Staff 4: 0 0 3 2 2 1 1 2 0 1 2 1 2 1 2 1

Staff 5: 0 0 3 2 6+ 4 1 2 1 0 1 3 0 0 0 0

>>

Book: Kerr's Fourth p28

Source: Kerr's Fourth

Transcription: Transcription, chords:Mike Long

The tar road to Sligo

Coleman's

Jig

(Ireland)

See also: The races at Carrick

The musical score is presented in six systems, each consisting of a treble clef staff with a key signature of two sharps (F# and C#) and a 6/8 time signature. The notes are primarily eighth and sixteenth notes, often beamed together. Below each staff, guitar chords (D, G, A) and fret numbers (0-5) are indicated for each note. A repeat sign with first and second endings is used in the third system. A double arrow symbol (>>) is located to the right of the third system.

D G D G A D

- - - - -
4 2 0 5 3 1 4 3 4 5 3 1 1 0 2 0

Book: Irish Traditional Music Session Tunes

Source: Irish Traditional Music Session Tunes (mostly)

Transcription: Transcription, chords:Mike Long

>>

Tatter the road

Jig

(Ireland)

The musical score consists of five staves of music in the key of D major (one sharp) and 6/8 time. The chords and fret numbers are as follows:

- Staff 1:** Chords: C/D, D, G, C. Fret numbers: 0, 6, 0, 3, 2, 0, 3, 3, 3, 0, 1, 0, 0, 3.
- Staff 2:** Chords: D, C/D, D, G, C, G. Fret numbers: 2, 3, 0, 0, 6, 0, 3, 2, 1, 0, 3, 3, 3, 0, 1, 0, 1, 3.
- Staff 3:** Chords: D, D. Fret numbers: 0, 2, 0, 0, 0, 1, 2, 0, 0, 1.
- Staff 4:** Chords: D, C, G, C, G, D. Fret numbers: 2, 0, 6, 1, 0, 1, 0, 1, 1, 0, 2, 0, 1, 2, 3.
- Staff 5:** Chords: D, C, G, C, G. Fret numbers: 2, 0, 6, 1, 0, 1, 3, 6, 2, 3, 3.

>>

Book: O'Neill's 906

Source: O'Neill's

Transcription: Transcription:Tom Keays, chords:Mike Long

Temple house

Jig

(Scotland)

Em D

1 2 1 3 1 - 1 3 1 0 1 0 2 0 - 0 2 0
- - - - - 1 - - - - - 0 - - - - - 0 - - - - -

Em G D Em

1 2 1 3 1 - 1 3 1 - 6 - 6 - - 3 1 1
- - - - - 1 - - - - - 1 - 1 - 1 0 1 - - - - -

Em D

-
1 3 5 3 1 3 1 3 5 3 1 3 1 2 4 2 0 2 0

Em G D

-
2 4 2 0 1 2 3 5 3 1 3 1 3 5 3 1 3 1 3 5 3 2 4 2

Em Em D

-
5 3 1 1 2 3 5 3 1 3 1 3 5 3 1 3 1 2 4 2 0 2 0

Em D G D G D

-
2 4 2 0 1 2 3 2 1 4 3 2 5 4 3 2 1 0 - 6 - 6 - 1 - 1 - 1 0
- -

Em

- - - - - 3 - 1 - 1
1 -

>>

Book: Kerr's First p33

Source: Kerr's First p33

Transcription: Transcription,chords:Mike Long

>>

The tenpenny bit

(Ireland)

Jig
See also: The three little drummers

Am G Am

G/D G Am G Em G

Am Am

G Am Em G Am

G Em G Am

>>

Book: O'Neill's 929, 930
 Kerr's First p36
 Source: Kerr's First p36
 Transcription: Transcription, chords:Mike Long

The thatcher

Jig

(Ireland)

The musical score for 'The thatcher' is presented in five staves. Each staff contains a line of music with chords indicated above and fingerings indicated below. The key signature is one sharp (F#) and the time signature is 6/8. The chords used are Am, G, D, and Em. The fingerings are indicated by numbers 0-4 and 6. A repeat sign is present at the end of the third staff.

Staff 1: Am, Am, G, Am
 Staff 2: D, Am, Am, G, Am, Em
 Staff 3: G, Am, Am
 Staff 4: G, Am, D, Am
 Staff 5: G, Am, Em, G, Am

>>

Book: O'Neill's 1036

Source: O'Neill's 1036

Transcription: Transcription, arrangement, chords:Mike Long

The three little drummers

Jig

(Ireland)

See also: The tenpenny bit

The musical score consists of six systems, each with a treble clef staff and guitar chords/fret numbers below it. The key signature is one sharp (F#) and the time signature is 6/8. The chords used are Am, G, D, and (G). The fret numbers are as follows:

- System 1: Am (3 2 1 0 0 1 0 0), G (1 0 1 3 1 0), Am (1 0 0 0 0 0)
- System 2: D (0 1 2 3 2 3), G (1 0 0 1 0 0), Am (1 0 0 1 0 0), G (1 0 1 3 1 0), D (0 1 2 3 0), G (0 1 2 3 0)
- System 3: Am (1 0 0 0), Am (0 1 4 4 1 4 4)
- System 4: G (1 3 3 1 3 3), Am (1 4 4 1 4 4), D (0 1 2 3 0), (G) (1), Am (1 4 4 1 4 4)
- System 5: G (1 3 3 1 3 3), D (0 1 2 3 0), G (1 0 0 0), Am (1 0 0 0)
- System 6: Am (0 1 4 4 4 6+ 4), G (5 4 5 3 1 0), Am (1 4 4 4 6+ 4)

>>

G Am G D G
 5 4 5 3 0 1 4 4 4 6+ 4 5 4 5 3 1 0 0 1 2 3 0 1
 Am
 1 0 0 0

Book: O'Neill's 969
 Source: O'Neill's 969
 Transcription: Transcription, chords:Mike Long

>>

Tip the cruiskeen

Jig

(Ireland)

See also: Trip it up stairs

Em/G D G Em

3 - - 3 - 2 3 1 - 3 1 1 3 1 - 3 1 1 3 1

- 0 1 - 0 - - 1 - - - 1 - - -

- - - - - - - - - - - -

Em/G D G D

3 - - 3 - 2 3 1 - 2 0 0 2 0 - 2 0 0 2 0

- 0 1 - 0 - - 0 - - - 0 - - -

- - - - - - - - - - - -

G D G Em

- - 6 - - 3 - 6 - - 3 1 1 3 1

0 1 - 0 1 - 1 - 1 - - -

- - - - 0 - 0 - - -

G (D) G D

- 3 1 1 3 1 - - 6 - - 3 - 6 - - 2 0 0 2 0

1 - - - 0 1 - 0 1 - 1 - 0 - - -

- - - - - - - - - - - -

- 2 0 0 2 0

0 - - - - -

- - - - - -

>>

Book: O'Neill's 887
 Source: O'Neill's 887
 Transcription: Dan G. Petersen, chords: Mike Long

Tobin's favorite

Jig

(Ireland)

The musical score consists of five staves of music in the key of D major (two sharps) and 6/8 time. The notation includes treble clefs, a key signature of two sharps, and a 6/8 time signature. Chords are indicated by letters (D, A, G) above the staff. Fret numbers are written below the staff lines. The score includes repeat signs in the third staff.

Staff 1: Chords D, A, D, G. Fret numbers: 2 0 2, 0 2, 0 2, 1 0 2, 0 1, 2 0 2, 3 2 3.

Staff 2: Chords A, (G), D, A, D, A. Fret numbers: 3 2 1, 0 2, 2 0, 2 0, 1 2 3, 2 3 4, 2 3 1.

Staff 3: Chords D, D. Fret numbers: 1 0 2, 0 0, 0 0, 2 4, 4 3 2.

Staff 4: Chords A, D, G, A, (G), D. Fret numbers: 1 2 3, 1 1 2 3, 2 0 2 3 2 3, 1 2 0, 0 2.

Staff 5: Chords A, D, A, D. Fret numbers: 2 0, 1 2 3, 2 3 4, 2 3 1, 1 0 0.

>>

Book: O'Neill's 775

Source: O'Neill's 775

Transcription: Transcription, chords:Mike Long

Tom Billy's

The flowers of spring

Jig

(Ireland)

Am G

Am G Am

Am G Em

Am G Em G

Am

0 1 0 0 1 - - - 3 - - - 3 - - - - -
 - - - - - 0 1 0 - - - 0 - - - 1 1 - 1 1 0 1 - - - -
 - - - - - 1 0 - - - 0 - - - 0 - - - - - 0 1 2 3

0 1 0 0 1 - - - 3 - - - 3 - - - - -
 - - - - - 0 1 0 - - - 0 - - - 1 1 3 1 1 0 1 0 0

-
 1 4 4 4 3 4 5 4 5 4 3 1 1 3 1 - - 1 - -
 - - - - - 3 - - - 0

-
 1 0 1 3 1 0 1 4 4 4 3 4 5 4 5 4 3 1 1 2 3 1 0 - -
 - - - - - 3 - - - 1 - - -

0 1 0 0

>>

Book: Music from Ireland Vol. 3
 Ceol Rince 2 n31 (About the same...)
 Source: Music from Ireland Vol. 3
 Transcription: Transcription, chords:Mike Long

Tommy Peoples'

Jig

(Ireland)

G C

- - 3 2 3 0 - 3 0 - 0 1 6 - - - 3
 2 - - - - - 1 - - 1 - - 1 0 1 - -
 - 0 -

D G C D

2 1 0 6 - - - 6 - - 3 - 3 1 3 1 6 1 3 0 2 6 - 0 2
 - - - - - 1 0 1 - - 1 - 1 - - - - - - - - - 1 - -
 - - - - - - - 0 - - - - - - - - - - - - - - - - - - -

G G

- 3 2 3 - - - 3 - 3 - 3
 0 - - - - - 0 1 - - 1 3
 -

D G

- - - - - 2 - 2 - - - - - 6 - 6 - - 3 - -
 3 2 1 - - - - 0 - 0 - - - 2 4 2 1 0 - 0 - - 1 - - 1 - -
 - - - - - - - - - - - 2 4 2 1 0 - 0 - - - 0 - - 3 2

C D G

- 6 3 1 0 2 6 - 0 2 - 3 2 3
 - - - - - - - - - - 1 - - - 0 - - -
 1 -

G C

0 3 - 6 - - - - - 6 - - 3 - 6 - - -
 - - 1 - - - - - - - 1 - 1 0 - 1 - - -
 - - - - - 0 3 1 0 - - - - - - - - 0 4 3

>>

D G C D

- - - - - 3 - - - 6 3 1 0 2 6 - 0 2
 - - 2 - - - - - - 1 - - - - - - - - - 1 - -
 2 0 - 0 1 2 3 0 - - 3 2 1 - - - - - - - - - - -

G

- 3 2 3
 0 - - -
 - - - -

Source: Pubscouts abc file
 Transcription: Transcription:Pubscouts, chords:Mike Long

>>

Tonra's Tone Rows

Jig

Brendan Tonra (Ireland)

The musical score consists of five staves of music in G major (one sharp). Each staff includes a treble clef, a key signature of one sharp (F#), and a 6/8 time signature. The music is written in a single melodic line. Below each staff is a guitar fretboard diagram with three lines representing the strings. The diagrams use numbers 0-4 to indicate fret positions and dashes (-) to indicate open strings. Chord names (D, G, A) are placed above the staves to indicate the harmonic structure. The score includes repeat signs and a double bar line with repeat dots at the end of the piece.

Staff 1: Chords: D, G. Fretboard: 0 1 2 - 2 1 1 0 - - 0 2 1 2 3 2 3

Staff 2: Chords: A, D, G, G, A. Fretboard: - - 2 - 2 1 2 - 2 1 1 0 - - 0 - - - - 2 1
0 1 - 0 - - - 0 - - - - 1 0 1 - 1 - 1 0 - -
- - - - - - - - - - - - - - - - 0 - - - -

Staff 3: Chords: D, D. Fretboard: 0 - 1 0 - - - - - - - - - - - - - - - -
- 2 - - - - - 3 2 0 0 - 2 - 0

Staff 4: Chords: G, D, A, D. Fretboard: - - 2 1 2 - - - - - - 2 - 0 1 2 0 - - - - - -
1 0 - - 0 1 2 0 0 0 - 0 - 0 1 - 0 1 2 0 0 - 0

Staff 5: Chords: G, D, A, D. Fretboard: - - 2 1 2 - - - - - - - - - - - - 2 0
1 0 - - 0 1 2 3 4 2 3 1 - 0 0 - -

>>

Book: Ceol Rince 3,20
 Music from Ireland Vol. 3
 Source: Music from Ireland Vol. 3
 Transcription: Transcription, chords:Mike Long

The top of the hill

My lame leg

Jig

(Ireland)

Am G

Am G

G A Am

G G A Am

G

0 1 6 0 0 0 0 1 6 0 3 1 0

- - 1 - 3 - 1 - - - - 3 1 0 - -

0 1 6 0 0 0 0 0 1 3 1 - - - - 3

- - 1 - - 3 - - 1 0 0 - - - - 0 3 1 0 - -

0 - - - - - 6+ - - 0 - - - -

3 - 3 3 2 1 2 - 4 4 - 4 3 1

0 3 1 0 1 - 3 0 3 3 2 1 2 6+ 4 4 0 4 3 1

0 3 1 0 1 0 1 3

>>

Book: O'Neill's 947
 Krassen O'Neills (in G)
 Kerr's First p48 more or less
 Source: O'Neill's 947
 Transcription: Transcription, chords:Mike Long

Trip it up stairs

Jig

(Ireland)

See also: Tip the Cruiskeen

Em D Em

3 - 0 1 3 - 0 3 2 3 - 1 1 1 2 1 - 1 1 2 1

Em G D

3 - 0 1 2 - - 0 1 0 3 2 0 0 1 0 2 0 0 1 0

D Em

- - - 2 0 2 - - - 2 3 1 1 2 1

0 0 0 0 - - - 0 0 - - -

D A G D

3 1 1 2 1 - - - - 3 2 0 0 1 0

- - - - 0 2 0 1 0 2 - 2 1 0 1 - - - -

0 - 0 1 0 - 0 - - - -

G D

2 0 0 1 0 - - - - - - - - - -

- - - - 3 3 3 4 3 2 2 2 3 2

Em Em

- - - - - - - - - - - - 6 - - 3

1 1 1 3 5 3 1 1 2 3 2 3 4 3 2 1 0 - - - -

>>

D

2 0 0 1 0 2 0 0 1 0
- - - - -
- - - - -

Book: O'Neill's 817

Kerr's Second p32

Source: O'Neill's 817

Transcription: Transcription:Dan G. Petersen, chords:Mike Long

>>

Tripping up the stairs

Jig

(Ireland)

Chords: D, G, D, A, D, A, D, G, D, A, G, D, Bm, A, Bm, A, G, D

Fingering diagrams (strings 1-6 from top to bottom):

Staff 1: 0 2 0 0 3 1 1 2 0 2 1 0 2 1 2 0 1 2

Staff 2: 0 2 1 0 3 2 0 0 3 1 1 2 0 0 2 1 0 2 1 2 0 1 2

Staff 3: 0 2 1 0 2 1 1 2 0 1 1 2 1 1 2 1 1 0 1 1

Staff 4: 0 0 2 1 0 2 0 0 0 0 2 0 1 1 1 1 0 2 1 1 1 1

Staff 5: 0 1 0 2 1 0 2 1 2 0 1 2 0 2 1 0

>>

Book: Irish Traditional Music Session Tunes
 Source: Irish Traditional Music Session Tunes
 Transcription: Transcription, chords:Mike Long

The victor's return

Jig

(Ireland)

The musical score consists of five staves of music in the key of D major (two sharps) and 6/8 time. Each staff includes a treble clef, a key signature of two sharps, and a 6/8 time signature. The music is written in a single melodic line. Chords are indicated by letters (A, D, G, E) above the staff. Fret numbers are indicated by numbers (0-6) below the staff. The score includes a repeat sign in the third staff.

Staff 1: Chords: A, D, A, D, A. Fret numbers: 3 2 1 0 0, 2 1 0, 1 0 0, 2 0, 1 0 0, 3 2 1.

Staff 2: Chords: G, A, D, A, D, G. Fret numbers: 3 3, 0 0, 0 0, 2 0, 4 3 2 3 2 1.

Staff 3: Chords: E, A, A. Fret numbers: 1 6+, 0 1 0, 4 4 5 4.

Staff 4: Chords: G, A, G, A. Fret numbers: 3 1 2 3 0 1, 0 4 4 5 4, 3 2 1 0, 2 1 0, 4 4 5 4.

Staff 5: Chords: G, E, A. Fret numbers: 3 1 2 3, 2 3 2 1 1 2 3, 0 1 6+, 0.

>>

Book: O'Neill's 886

Source: O'Neill's 886

Transcription: Transcription: Dan G. Petersen, chords: Mike Long

The weaver

Jig

(Scotland)

The musical score for 'The weaver' is presented in five staves. Each staff contains a line of music in treble clef with a key signature of one sharp (F#) and a 6/8 time signature. Chords are indicated by letters A, G, E, and G above the notes. Fret numbers are written below the notes, with some numbers appearing on two lines to indicate fingerings for different strings. The score includes repeat signs in the third staff.

Staff 1: Chords A, G. Fret numbers: 4, 0, 0, 0, 2, 1, 0, 2, 0, 1, 3, 3, 3, 3, 1, 3.

Staff 2: Chords A, E, G. Fret numbers: 0, 3, 1, 0, 3, 0, 0, 0, 2, 1, 0, 2, 0, 1, 3, 4, 1, 0, 1, 3, 0, 1.

Staff 3: Chords A, A. Fret numbers: 0, 0, 0, 0, 1, 0, 0, 4, 4, 2, 2.

Staff 4: Chords G, A. Fret numbers: 1, 2, 2, 2, 1, 1, 1, 1, 1, 1, 1, 1, 0, 0, 2, 2, 4, 4.

Staff 5: Chords E, G, A. Fret numbers: 1, 2, 2, 3, 4, 1, 0, 1, 3, 0, 1, 0, 0, 0, 0.

>>

Book: Kerr's Fourth p28

Source: Kerr's Fourth

Transcription: Transcription, chords:Mike Long

The wheels of the world

Coleman's

Jig

(Ireland)

The musical score is presented in six systems, each consisting of a treble clef staff with a key signature of one sharp (F#) and a 6/8 time signature. Above each staff are guitar chords (D, G, C) and fret numbers (0-3) indicating fingerings. The score includes repeat signs and a double bar line with a right-pointing arrow (>>) on the right side of the third system.

System 1: Chords D, G, C, G, C. Fret numbers: 3 2 0 0 - 0 0 - 3 - 6 - - 6 - 6 - 0

System 2: Chords C, D, G, D, G, C, G, C. Fret numbers: - - 3 2 1 0 3 - - - 3 - 6 - - 6 - - 6 - 0

System 3: Chords D, G, D, G, G, C. Fret numbers: - 3 3 3 - - - - - - - 3 6 - 0

System 4: Chords G, C, C, D, D, G, G, C. Fret numbers: - 6 - - 6 - - 3 2 1 0 - - - - - 3 6 -

System 5: Chords G, C, D, G, D, G, G, C. Fret numbers: - 6 - - 6 - - 3 3 3 - - - - - 3 6 -

System 6: Chords G, C, C, D, G, D, G, C. Fret numbers: - 6 - - 6 - - 0 3 2 1 0 3 - - - 3 - 6 - -

G C D G

- 6 - - 6 - - 3 3 3
 1 - - - 1 - - 0 - - - - -
 - - 0 1 - - - - - - - -

Book: Ceol Rince 3 n34

O'Neill's 777

Source: O'Neill's 777

Transcription: Transcription:Stephen Foy, chords:Mike Long

>>

The whistling postman

The Kerry jig

Jig
APB Sean Ryan

(Ireland)

The musical score consists of four systems, each with a treble clef staff and guitar chord notation below it. The key signature is two sharps (F# and C#), and the time signature is 6/8. The chords used are D, G, A, and (G). Fret numbers are indicated by numbers 0-5 below the staff lines. The first system has 12 measures, the second 12 measures, the third 12 measures, and the fourth 12 measures. The second and fourth systems end with a double bar line and repeat dots. A double arrow symbol '>>' is located to the right of the third system.

Source: Sean Ryan: Take the Air
 Discography: Sean Ryan: Take the Air
 Transcription: Transcription, chords:Mike Long

The widow Brady

Jig

(Ireland)

Chords: D, G, A, D

Fret numbers: 0, 1, 2, 3, 4

>>

Book: O'Neill's 734 +2

Source: O'Neill's 1 & 2

Transcription: Transcription, arrangement, chords:Mike Long

The Woodcock

Jig

(Ireland)

The musical score for 'The Woodcock' is presented in six systems, each consisting of a treble clef staff with a key signature of one sharp (F#) and a 6/8 time signature. Chords are indicated by letters G, D, and C above the staff. Fret numbers are written below the staff, with some numbers grouped by brackets or slurs. A double bar line with a repeat sign and a '2' indicates a second ending. A '3' indicates a triplet. A '>>' symbol is located to the right of the third system.

System 1: Chords: G, D, C. Fret numbers: 0 3 3 - 3 3 - 3 3 - 3 3 0 3 3 - - 3 2 - - - 3 1

System 2: Chords: G, G, D, G. Fret numbers: 0 3 3 - 3 3 - 3 3 - 3 3 0 3 3 - 6 - 3 - 3 1 0

System 3: Chords: G, G, C, G. Fret numbers: - 3 3 3 - 6 - - - - 6 - - 3 1

System 4: Chords: G, D, G, C, G. Fret numbers: 0 3 3 - - 3 2 - - - 6 - - - - 6 - - 3 1

System 5: Chords: G, D, G, (C), C, G. Fret numbers: 0 3 3 - - 6 - 3 3 3 - - 6 - - - - 6 - - 6 - - 3 1

System 6: Chords: G, D, G, (C), C, G. Fret numbers: 0 3 3 - - 3 2 - - - 6 - - - - 6 - - 6 - - 3 1

G A | 1 Em (D) | 2 Em

3 - - - - - 3 1 1 2 1 0 3 1 1 1 2
 - 0 1 2 0 1 - - - - - - - - - - -
 - - - - - - - - - - - - - - - - -

Source: hnjigs~1.abc

Discography: De Dannan: Anthem

Transcription: Transcription:Henrik Norbeck?, chords:Mike Long

>>

Young Tom Ennis

The banshee's wail over the mangle pit

Jig

(Ireland)

The musical score consists of five staves of music in the key of D major (one sharp) and 6/8 time. Each staff includes a treble clef, a key signature of one sharp (F#), and a 6/8 time signature. The music is written in a single melodic line. Below each staff, guitar chords are indicated above the staff and fret numbers are indicated below the staff. The fret numbers are organized into groups corresponding to the measures of the music. The chords used are Am, G, C, Em, and G.

Staff 1: Am, G, Am, G
 Staff 2: Am, Am, G, C, G
 Staff 3: Am, G
 Staff 4: Em, G, Am, G
 Staff 5: Em, Am, G, Am

>>

Book: O'Neill's 908

Source: O'Neill's 908

Transcription: Transcription, arrangement, chords: Mike Long

The Ballintore fancy

Slide

(Ireland)

3 - - 3 - - - 3 - - 2 - 6 - 3 - - 3 - - - - 6 - 3 2 3 - 2
 - 1 1 - 1 - 1 - 1 1 - 0 - 0 - 1 1 - 1 - 1 - - 0 - - - 0 -
 - - - - 0 - - - - - - - - - - 0 - 1 - - - - - - -

Em Em C Em

- 1 1 - 1 3 - - 1 1 6 - 6 - 1 1 - 1 3 -
 1 - - 1 - - 0 1 - - - 1 - 6 - 1 - - 1 - - 1 - - 1
 -

C/D | 1 D | 2 D

- 3 2 3 - 0 2 - - 6 - -
 0 - - - 0 - - 0 0 - 1 0
 - - - - - - - - - - - - -

>>

Book: Irish Traditional Music Session Tunes 3 p6
 Source: Leo Rowsome
 My arrangement from various sources
 Transcription: Transcription:?, arr., chords:Mike Long

Brosna slide 1

Slide

(Ireland)

3 2 1 0 3 3 - - - - - - 0 2 1 0 - 0 2 1 0 0 3 3 - - - - - -
 - - - - - 0 1 0 1 - 1 0 - - - - - 0 - - - - - 0 1 0 1 - 1
 - - - - - - - - - 0 - - - - - - - - - - - - - - - - 0 -

D G G D

- 0 2 1 0 3 3 - - - - - - - - - - - - - - - -
 0 - - - - - - - - - - - 1 - - - - - - - - - - - 1
 - - - - - - - - - - - 0 3 2 1 2 3 2 1 0 -

C D G D C D G

- 6 - - - 6 - - - - - - - - - - - - - - - - 6 - 2 - 3
 1 - 1 0 1 - - - - - - - - - - - - - - - 1 - 0 - 0 -
 - - - - - - - 0 1 2 3 2 1 2 3 2 1 0 - - - - - -

>>

Source: Richard Darsie
 Transcription: Transcription, chords:Mike Long

Brosna slide 2

Slide

(Ireland)

G C D G

3 - - - 6 - - 3 1 0 0 1 2 3 - - 6 - - 3 - - - 6 - - 3 1 0 0
 - 0 1 1 - 1 0 - - - - - - - 0 1 - 1 0 - 0 1 1 - 1 0 - - - -
 -

C D G G

1 2 3 - 2 0 3 3 2 1 0 - - - - - - - - - - - - - - -
 - - - 0 - - - - - - - - - - - 1 1 0 1 - 1 1 0 1
 - - - - - - - - - - - - - - - - - 0 - - - - - - - - -

D G D/C D G

0 2 - - 6 - - 3 - 0 - - - - - - - - - 3 - - 0 1 2 3
 - - 0 1 - 1 0 - 0 - 1 1 0 1 - 1 1 0 - 0 0 - - - -
 - - - - - - - - - - - - - - - 0 - - - - - - - - -

>>

Source: Richard Darsie
 Transcription: Transcription, chords:Mike Long

The cat's rambles to the childs saucepan

Mary Willie's

Slide

(Ireland)

Chords: D G A D G

1 A D | 2 A D | D

A D | 1 A D | 2 A D

>>

Source: blakeley.abc

Discography: Bothy Band: Out of the Wind, into the Sun

Transcription: Transcription:???, chords:Mike Long

Chase me Charlie

Slide

(Ireland)

See also: The cock o' the north (jig)

G G D C G G D | 1
 0 1 3 - - - - - - - - - - 3 - - 3 1 0 1 3 - - - - - - - - - -
 - - - 0 1 - - 1 0 1 - 1 0 1 0 - 0 1 - - - - - - 0 1 - - 1 0 1 - 1 0 1 0
 - - - - - 1 0 - - - - 0 - - - - - - - - - - 1 0 - - - - 0 - - - - -

G | 2 G | G C G C
 3 3 1 3 3 3 - - - - - - - - - - -
 - - - - - - 1 - 3 0 1 0 3 0 1 0

G (D) C G G D | 1 G || 2
 - - - - - 3 - - 3 1 0 1 3 - - - - - - - - - - 3 3 3 - -
 1 - 1 0 1 0 - 0 1 - - - - - 0 1 - - 1 0 1 - 1 0 1 0 - - - 1 -
 - 0 - - - - - - - - - - 1 0 - - - 0 - - - - - - - - 0

G
 3 3
 - -
 - -

>>

Book: Irish Traditional Music Session Tunes 3 p7
 Source: Fr. Charlie Coen, Augusta 1993 (?)
 Transcription: Transcription:?, arr., chords:Mike Long

Cuz Teehan's favorite

Terry Teehan's

Slide

Terry "Cuz" Teehan (Ireland)

Em D Em D Em

Em D Em D Em

Em D Em D Em

>>

Book: Sliabh Luachra on Parade
 Irish Traditional Music Session Tunes 2 p15
 Source: Irish Traditional Music Session Tunes 2 p15
 Discography: Chieftains
 Transcription: Transcription, minor arr., chords:Mike Long

The dark girl dressed in blue

Denis Murphy's slide

The girl in the dress

The Gleanntan slide

Slide

(Ireland)

Chords: D G (D) A D

Chords: D A D D G D

Chords: G D A D G D | 1 D A D | 2 D A D

Fret numbers: 1 0 0 2 1 0 2 0 0 2 3 1 2 0 1 0 0 0 0 2 1 0 2 0 0 0 4 2 1 2 1 0 0 0 0 1 2 3 2 1 2 3 2 1 2 0 0 4 2 1 2 1 0 0 4 2 1 2 1 0 0 2 1

>>

Book: Irish Traditional Music Session Tunes
 Ceol Rince 3, #50
 Source: Irish Traditional Music Session Tunes
 Transcription: Transcription, chords:Mike Long

Dinny Delaney's

The old hag in the kiln

Slide

D D C D C D C Am C/G

 - 0 0 - 3 1 2 3 - 0 0 3 - 3 1 0 - 0 0 6 - - - - 6 - - 3 1 3 - 3 1 0
 0 - - 0 - - - - 0 - - - 0 - - - 0 - - - - - - - - - - - 0 0 - - - 0 - - -
 - 0 1 0 0 - - - - - - - - - - -

D D C D G C D C Am C/G

 - 0 0 - - 3 - - 3 - 1 1 3 1 0 - 0 0 6 - - - - 6 - - 3 1 3 - 3 1 0
 0 - - 0 1 - 1 0 1 - 0 - - - - - 0 - - - - - - - - - - - 0 0 - - - 0 - - -
 - 0 1 0 0 - - - - - - - - - - -

D C D C/A D C

 - 6 - - 3 1 6 - - 6 - 6 - - 3 1 3 - 3 1 0 - 6 - - 3 1 6 - - -
 - - 0 0 - - - 0 1 - - - 0 0 - - - 0 - - - - - - - - - - - 0 0 - - - - -
 0 - - - - - - - - - 0 - - - - - - - - - - - - - - - - - 0 - - - - - 0 1 0

Am C/G

 - 6 - - - - 3 1 3 - - 3 1 0
 - - - - 0 -
 0 -

>>

Source: John B. Walsh

Transcription: Transcription:?, rearrangement, chords:Mike Long

Going to the well for water

Slide

(Ireland)

Chords: D G A

Chords: G A 1 D 2 D D A

Chords: Bm A G D A 1 A D 2

Chords: A D

>>

Book: Irish Traditional Music Session Tunes 3 p7

Source: My arrangement from various sources

Discography: Sean Ryan: Take the Air

Transcription: Transcription, arrangement, chords:Mike Long

The Highlander's kneebuckle

Pat Ward's jig

Slide

D G D D A D G D G | 1

A | 2 G | D A D D A

D A G A D A D D A

G A

Book: Ceol Rince 2 n58

Source: Henrik Norbeck

Transcription: Transcription:Henrik Norbeck(?), chords:Mike Long

Kathleen Hehir's Catherine Hehir's

Slide

(Ireland)

The musical score is written in D major (two sharps) and 12/8 time. It consists of six systems of music. Each system includes a treble clef staff with a melody line and a guitar fretboard diagram below it. The fretboard diagrams use numbers 0-3 to indicate fingerings and dashes to indicate fretted notes. Chord symbols (D, A, G) are placed above the staffs. The piece includes repeat signs and ends with a double bar line.

System 1: Chords D, A, G, D, D, A. Fretboard diagrams show fingerings for each note.

System 2: Chords G, A, D, D, G. Includes a repeat sign.

System 3: Chords A, D, D, G, A, D. Includes a repeat sign.

System 4: Chords D, D, A, D. Includes a repeat sign.

System 5: Chords A, D, D. Includes a repeat sign.

System 6: Chords G, D, G, A, D. Includes a repeat sign.

>>

Book: Irish Traditional Music Session Tunes

Source: Irish Traditional Music Session Tunes

Discography: De Danann I

Transcription: Transcription, minor arr., chords:Mike Long

>>

Micho Russell's quadrille

Quadrille

Chords: G D G D G C G D C D G G D C D G

Fretboard diagrams (fingerings):

Staff 1: 0 1 1 0 0 - 0 2 - | 1 1 0 1 - - - - | 1 1 0 1 0 - 0 2 -

Staff 2: - - - - - 3 3 | 0 3 - - - - | - - - - - 0

Staff 3: - - - - - 0 3 - - - - | - - - - - 3 3 | - - - - - 3 3

>>

Source: IRTrad ??
 Discography: Cathy Custy, An Ceolto/ir Fa/nach
 Transcription: Transcription:??, chords:Mike Long

Padraig O'Keefe's 2

Slide

(Ireland)

The musical score consists of four staves of music. Each staff begins with a treble clef, a key signature of two sharps (D major), and a time signature of 12/8. The first staff is marked with a '1' at the end. The second staff is marked with a '2' at the beginning. The music is written in a style that combines a fiddle-like melody with guitar accompaniment, indicated by the presence of fret numbers (0-3) and chord letters (A, D, G) above the notes. The fret numbers are arranged in a grid-like fashion below the notes, often with dashes indicating rests or specific fingerings. The chords are placed above the notes they accompany. The piece concludes with a double bar line.

>>

Book: Irish Fiddle Book

Source: Ricker's abc

Transcription: Transcription:???, chords:Mike Long

The pretty girl

Slide
APB The Chieftains

(Ireland)

Chords: D G D A Bm G

Chords: D A | 1 D | 2 D

Chords: D G D A D G

Chords: D A | 1 D | 2 D

>>

Book: Roche 2 n246 - pretty close...
 Source: Chieftains 9 trk 10
 Discography: Chieftains 9 trk 10
 Transcription: Transcription, chords:Mike Long

Scattery Island

Slide

The musical score is written in treble clef with a key signature of two sharps (D major) and a 12/8 time signature. It consists of four systems of music, each with a staff of notes and a corresponding line of fretting diagrams. Chords are indicated above the notes: D, A, (G), D, A, G, D, A, D, (A), D. The fretting diagrams use numbers 0-4 for frets and dashes for open strings. Some notes have a tilde (~) above them, indicating a slide. The score includes repeat signs and first/second endings.

>>

Book: Irish Traditional Music Session Tunes 2 n40
 Source: My arrangement from various sources
 Discography: Sean Ryan: Siuil Uait
 Four Men and a Dog: Shifting Gravel
 Transcription: Transcription, arrangement, chords:Mike Long

Barney Brallaghan

Blewitt's jig

Slip Jig

(Ireland)

Chords: D, D, G, D, G, A

Fretting diagrams (Staff 1):
 2 - - - - - 2 - - - - - 2 - - - - - 1 1 - - 2 1 0
 - 0 0 1 0 0 1 0 - 0 0 1 0 - - - 0 0 1 0 0 1 0 - - - 1 0 - - -

Chords: D, D, G, D

Fretting diagrams (Staff 2):
 2 4 2 4 2 0 2 4 2 4 3 2 1 2 4 2 4 2 0

Chords: G, A, D, A, D, G, A, D, A, G

Fretting diagrams (Staff 3):
 - - - - 2 1 0 - - - - 2 1 0 - - - 2 - 1
 3 2 1 0 - - - 2 4 0 3 2 1 0 - - - 2 0 1 - 0 -

Chords: D, A, D, D, A, D, G, A, D, A, G

Fretting diagrams (Staff 4):
 - - - 3 2 1 0 - - - - - - - - - - -
 0 1 0 - - - - 2 4 0 3 2 1 0 - - - 2 3 4 1 2 3 0 -

Chords: A, G, D

Fretting diagrams (Staff 5):
 - 2 - - - 3 2 1 0
 0 - 0 - 0 - 0 - 2 1 0 - - -

>>

Book: O'Neill's 1145
 Kerr's Second p26
 Source: O'Neill's 1145
 Transcription: Stephen Foy, chords: Mike Long

Brose and butter

Slip Jig

(Ireland)

The musical score is written in treble clef with a key signature of two sharps (F# and C#) and a time signature of 9/8. It consists of three staves of music. The first staff begins with a repeat sign and contains four measures with chords Bm, Bm, A, and Bm. The second staff contains two measures with chords A and D, followed by a repeat sign and two more measures with chords D and A. The third staff contains two measures with chords D and A, ending with a double bar line. Fret numbers are indicated below the notes on each staff. A double arrow symbol (>>) is located to the right of the third staff.

Book: Kerr's Third p32

Hunter p.284; SRSNH 5.31

Source: My arrangement from various sources

Transcription: Transcription, arrangement, chords:Mike Long

The butterfly

Slip Jig

(Ireland)

Em C D Em D Em C D G D

1 3 1 2 - 1 3 1 2 1 0 - 1 3 1 2 - - - - 2 0
 1 - - - - 1 - - - - 1 - - - - 1 - - - 1 0 - -
 - - - - - - - - - - - - - - - 0 0 - - -

Em C G Em C D Em C G

- 6 - - - - 6 - - - - 6 - - - -
 1 - - - 1 - - - 1 0 1 - - - 1 - - - 1 2 3 4
 - - 1 2 3 - - 3 1 0 - - - - - 1 2 3 4

G D Em C Em D

- - - - - 1 0 - - - 1 1 0 3 0 1 1 0 1 - 1 0
 5 4 3 1 0 - - - - - - - - - - - - - - - 0 - -

Em C G D

- - - 3 - - - - - - - - - - - - - - - 1 0
 1 1 0 - - 0 1 - - - - - - - - - 1 0
 - - - - - - - - - 0 3 1 0 - - -

>>

Source: Richard Robinson

Transcription: Transcription:Richard Robinson(?),slight rearrangement, Chords:Mike Long

The choice wife

An Phis Fhliuch

O'Farrell's welcome to Limerick

Slip Jig

The musical score is written in treble clef with a key signature of one sharp (F#) and a 9/8 time signature. It consists of six systems of music. Each system includes a staff of notes and a corresponding line of guitar chords and fret numbers. The chords are D, C, G, and (A). The fret numbers are arranged in three lines per system, with the first line being the most prominent. The score includes repeat signs and a double bar line with repeat dots at the end of the first system.

System 1: D C G C D G D C
 2 3 - - 2 - 6 - - - 3 2 - 2 3 1 0 2 3 - - 2 - - - - - 6 - 3 1 0
 - - 0 0 - 0 - 0 1 0 - - 0 - - - - - - - 0 0 - 0 - 0 - - - - 0 - - -
 - - - - - - - - - - - - - - - - - - 0 - 0 2 1 0 - - - - -

System 2: D (A) C D G D C
 - - - - - - - - - 6 - - - - - - - - - - - - - - - - 6 - -
 - 2 - - - - - - 0 - - - - - - - - - - - - - - - - - 0
 0 - 0 1 2 0 - - 0 2 4 2 3 4 5 4 3 1 0 - - - - -

System 3: G C D D C
 - - 3 2 - 2 3 1 0 2 3 - - 2 - - 2 - - 2 - - 2 - 3 1 0
 1 0 - - 0 - - - - - - - 0 0 - 0 - 0 - 0 - 0 - 0 - - - -
 - - - - - - - - - - - - - - - 0 - 0 - - 0 - - - - -

System 4: D C G C D C
 2 3 - - 2 - 6 - - - 3 2 - 2 3 1 0 0 0 6
 - - 0 0 - 0 - 0 1 0 - - 0 - - - - - - - - - - - -
 -

System 5: C G D G D C
 6 - 6 - 3 1 - 0 0 - - - - - - - - - 6 - 3 1 0
 - 1 - 0 - - 0 - - - - - 0 - - - - - - - 0 - - - - -
 - - - - - - - - - - - - - - - 0 0 2 1 0 - - - - -

System 6: D (A) C D G D C G C
 - - - - - - - 6 - - - - - - - - - - - - - - 6 - - 3 2 3 - 2 3 1 0
 - 2 - - - - - 0 - 1 2 - - - - - - - - - 0 1 0 - - 0 - - - -
 0 - 0 1 2 0 - - 0 - - 0 2 4 2 3 4 5 4 3 1 0 - - - - -

>>

Source: Henrik Norbeck

Discography: Willie Clancy: The Piping of Willie Clancy 2.

Davy Spillane: Atlantic Bridge.

Planxty.

Noel Hill: The Irish Concertina.

Paul O'Shaughnessy & Paul McGrattan: Within a Mile from Dublin

Transcription: Transcription:Henrik Norbeck(?), chords:Mike Long

>>

The cock and the hen

Slip Jig

The musical score is presented in three staves, all in the key of D major (two sharps) and 9/8 time. The first staff begins with a Bm chord and contains the first measure of the melody. The second staff continues the melody with various chords (D, G, D, A, D, G) and includes a repeat sign. The third staff concludes the piece with a Bm chord and a final measure. Fret numbers are indicated below the notes on each staff.

>>

Source: Cathal McConnell, Henrik Norbeck...

My arrangement from various sources

Discography: Joe McHugh & Barry Carroll: The Long Finger.

Dervish: Playing with Fire

Transcription: Transcription, arrangement, chords:Mike Long

Coleman's 2

Slip Jig

(Ireland)

Em G A D Em G D Em

- 1 1 2 3 - - - - - - - - - - - 1 1 2 3 - - - - - 2 3 1
 1 - - - - 0 1 2 - - 2 - 0 1 - - - - 0 1 2 - 0 - - -
 - - - - - - - 0 1 - 0 - - - - - - - - 0 - - - -

Em D Em

- - - - - - - - - - - - - - - - - - - - - - - - - - - - - - - -
 3 1 1 2 1 3 2 0 0 - 0 2 3 1 1 2 1 0

G D Em

- - - - - - - - - - - - - - - - - - - - - - - - - - - -
 1 2 - 0 - 2 3 1
 - - 0 - - - - -

>>

Book: Music from Ireland Vol. 3
 Source: Music from Ireland Vol. 3
 Transcription: Transcription, chords:Mike Long

Come up stairs with me

Slip Jig

(Ireland)

The musical score is written in treble clef, G major, and 9/8 time. It consists of four staves of music. Above the notes are guitar chords (G, C, D) and fret numbers (0-6) indicating fingerings. A repeat sign is present at the beginning of the second staff. The score concludes with a double bar line.

>>

Book: O'Neill's 1172

Source: O'Neill's

Transcription: Transcription: Stephen Foy, chords: Mike Long

Crossing the channel

Slip Jig

(Ireland)

The musical score consists of three systems of music, each with a treble clef, a key signature of one sharp (F#), and a 9/8 time signature. The first system contains 12 measures with chords D, G, D, A, D, A, D, A, D above the staff. The second system contains 12 measures with chords D, G, A, D above the staff. The third system contains 7 measures with chords D, A, D above the staff. Fingerings are indicated by numbers 0-5 below the notes. A double bar line with repeat dots is at the end of the third system.

>>

Book: Kerr's Fourth p23

Source: Kerr's Fourth p23

Transcription: Transcription, chords:Mike Long

Dever the dancer

Slip Jig

(Ireland)

The musical score consists of three systems of notation. Each system includes a treble clef staff with a key signature of one sharp (F#) and a 9/8 time signature. Chords are indicated above the staff, and fret numbers are written below the staff. The first system has chords Em, G, Em, D, Em, G, G, D. The second system has chords D, G, D, A, D, G, G, D. The third system has chords D, G, D, A, D, A, D, D, G, D. Fret numbers are provided for each note, with some notes having multiple possible fret numbers (e.g., 1 1 - 1 2 3 -).

>>

Book: Ceol Rince 2 n100

Robin Williamson ... Fiddle Tunes

O'Neill's 1147

Source: O'Neill's 1147

Transcription: Transcription:Stephen Foy, arr., chords:Mike Long

Elizabeth Kelly's delight

Slip Jig

(Ireland)

Am G Em Am G Em

Am G Am Am G Em Am G Am

G Em Am G Em Am Am G

G Em Am Am G Am Am G Em

Am G Am G Em

>>

Book: Irish Old and New (?)

Source: 1 Richard Darsie- revised to be more like

2 Richard Darsie

Discography: Deiseal(?)

Transcription: 1 Transcription, arrangement, chords:Mike Long

2 Transcription, chords:Mike Long

A fig for a kiss

Slip Jig

(Ireland)

Em D Em G D Em

3 - 1 - - - 3 2 - 0 - - 3 2 3 - 1 - - - 3 - - - - 3 2 1
 - 1 - 1 1 0 - - 0 - 0 0 - - - 1 - 1 1 0 - 1 2 - 1 0 - - -
 -

Em D Em G D

-
 -
 3 1 3 1 1 0 - 2 0 0 - 0 2 1 0 3 1 3 1 1 0 - 0 - - - 0 1 2
 -

Em D Em D Em G D Em

-
 -
 3 1 3 1 1 0 - 2 0 0 - 0 2 1 0 3 2 1 2 1 0 1 0 - 1 - 1 0 - - -
 -

>>

Book: O'Neill's 1174

Source: O'Neill's

Transcription: Stephen Foy , minor arr., chords: Mike Long

The foxhunter's jig

Slip Jig

(Ireland)

The musical score consists of five staves of music in the key of D major (two sharps) and 3/8 time. The first staff begins with a treble clef, a key signature of two sharps, and a 3/8 time signature. The melody is written on a single staff with a repeat sign at the end. Below the staff is a line of guitar tablature with numbers 0-3 and dashes. Above the staff are the chords: D, G, D, A, D, G, D, A. The second staff starts with a repeat sign and a fermata over the first note. The tablature below it includes a tilde (~) over the first note. The chords above are Em, D, Em, G, D, A. The third staff has a repeat sign and a double bar line. The tablature below it includes a double bar line. The chords above are D, A, D, G, D, A. The fourth staff has a repeat sign and a double bar line. The tablature below it includes a double bar line. The chords above are D, G, D, A, Em, D. The fifth staff ends with a repeat sign. The tablature below it includes a double bar line. The chords above are Em, G, D, A, D, A.

>>

Source: My arrangement from various sources

Transcription: Transcription, arrangement, chords:Mike Long

Garrett's wedding

Slip Jig

(Ireland)

The musical score is written in treble clef with a key signature of one sharp (F#) and a time signature of 9/8. It consists of four staves of music. Above the notes are guitar chords: Em, G, D, Em, C, D, C, Em, G, D, C, Em, G, D, C, G, D, Em. Below the notes are fret numbers for the guitar. The first staff ends with a double bar line and a '2' indicating a second ending. The second and third staves have a double bar line in the middle. The fourth staff ends with a double bar line. There is a '>>' symbol to the right of the third staff.

Book: Irish Tin Legends

Source: Paddy Moloney, The Chieftains

Ricker & oneil abc's

Transcription: Transcription:?, chords:Mike Long

Gingerhog's #2

Slip Jig

The musical score consists of three systems of guitar tablature in the key of D major (two sharps) and 9/8 time. Each system includes a treble clef staff with notes and a corresponding guitar fretboard diagram with numbers 0-4 indicating fret positions. Chord names (D, A, G) are placed above the notes. The first system has 12 measures, the second has 6 measures, and the third has 6 measures. The final measure of the third system ends with a double bar line and repeat dots.

>>

Source: Nottingham Music Database

Phil Cunningham arr Hamish

Transcription: Transcription:?, minor arr., chords:Mike Long

Hardiman the fiddler

Hardy Man the fiddler

Slip Jig

(Ireland)

The musical score is presented in three systems, each on a treble clef staff with a key signature of one sharp (F#) and a 9/8 time signature. The first system contains four measures with chords D, D, C, D, Am, and C. The second system also contains four measures with chords D, D, C, D, Am, and C. The third system contains four measures with chords D, D, C, D, Am, and C. Fret numbers are indicated below the notes, and a double bar line with repeat dots is at the end of the third system.

>>

Book: O'Neill's 1117

Source: O'Neill's 1117

Transcription: Transcription, slight rearrangement, chords:Mike Long

Hedigan's fancy

Slip Jig

Musical score for Hedigan's fancy, Slip Jig. The score consists of six systems of music, each with a treble clef, a key signature of two sharps (F# and C#), and a 9/8 time signature. The notes are written on a five-line staff, and the corresponding fret numbers are written below the staff. The chords are indicated by letters D, G, A, and B above the staff.

System 1: D G D D G A D G D G A
 - - - 3 1 - 2 0 - - - - 3 1 3 2 1 - - - 3 1 - 2 0 - - - 1 2 3 2 1
 - 0 1 - - 0 - - - - 1 - - - - 0 1 - - 0 - - 1 0 1 - - - -
 0 - - - - - 2 1 0 - - - - - 0 - - - - - - - - - - - - - - - -

System 2: D A D A D A
 - - 2 0 2 3 1 - - - 2 0 2 3 2 1 - - 2 0 2 3 1 -
 - 0 - - - - 0 - 0 - - - - 0 - - - - 0 - - - - 0
 0 - - - - - 0 - - - - - 0 - - - - - 0 - - - - - - - - - -

System 3: G A D A D A
 - - - 1 2 3 2 1 -
 1 0 1 - - - - - 2 - - - - - 2 0 - - - - - - - - - - -
 - - - - - 0 - 0 2 1 0 1 - - 0 1 2 4 3 2 3 2 1

System 4: D A G A D
 -
 - 2 - - - - - 2 0 - 0 - - - - - - - - - - - - - - - -
 0 - 0 2 1 0 1 - - 0 - - - - - - - - - - 0 1 2 4 2 4 3 2

System 5: D A D G A
 -
 0 1 2 4 3 2 3 2 1 0 1 2 4 2 4 3 2 5 3 2 1 2 3 2 1
 D A D G D A G A

System 6: D A D G D A G A
 - - - - - 2 3 2 1 - - - - - 2 - 3 1 - - - - - 2 3 2 1 - - - 1 2 3 2 1
 - 0 - - - - - 0 - 1 - - - - - 0 - - - - - 1 0 1 - - - - -
 0 2 1 0 - - - - - 0 2 1 0 - - - - - 0 2 1 0 - - - - - - - - - - -

>>

D A D A D A

 0 2 - - - 2 3 1 0 2 - - - 2 1 - 0 2 - - - 2 1 0
 - - 0 - - - - - - - 0 - 0 - - 0 - - 0 - - - - -
 - - - 2 1 0 - - - - - - 0 - - - - - - 2 1 0 - - -

G A

 - - - 1 2 3 2 1
 1 0 1 - - -
 - - - - - - -

Source: Richard Darsie
 Transcription: Transcription, chords:Mike Long

>>

The humours of whiskey

Slip Jig

(Ireland)

The musical score consists of six systems of guitar tablature. Each system includes a treble clef staff with a key signature of two sharps (F# and C#) and a 9/8 time signature. Chord names are placed above the staff, and fret numbers are placed below the staff. The systems are as follows:

- System 1:** Chords: G, Bm, G, Bm, A, G, Bm, D, A. Fret numbers: 3 2 1 2 - - 2 - - | 3 2 1 2 - - 2 3 4 | 3 2 1 2 - - 2 - - | 4 3 2 1 2 0 - - -
- System 2:** Chords: D, A, D, G/A, D, A. Fret numbers: 0 1 2 0 2 1 - - | 0 - 0 2 1 0 3 2 1 | 0 1 2 0 2 1 2 3
- System 3:** Chords: G, A, Em, Em, D, Em. Fret numbers: 4 3 2 1 2 0 - - - | 3 - - - - - | 3 2 3 - 3 - - 2 0 | 3 - - - - - | 0 1 - - 1 - - | - - - 1 1 - 1 1
- System 4:** Chords: D, D, A, D, G, D, A. Fret numbers: 0 - 0 - - - - | 0 1 2 0 2 1 - - | 0 - 0 2 0 2 3 2 1 | 0 1 2 0 2 1 - -
- System 5:** Chords: G, D, D, A, D, G, D, A. Fret numbers: 1 2 - 0 3 2 1 0 - - - | - - - - - 2 0 - 2 - - - - - | 0 - 0 - - - - | 0 1 2 0 2 1 - - | 0 - 0 2 0 2 3 2 1 | 0 1 2 3 4 1 - -
- System 6:** Chords: G, D. Fret numbers: 1 2 - - - 0 - - - | 3 2 1 0 - - -

>>

Book: Ceol Rince 2 n97

Source: 1 ceilif~2.abc, pubsco~2.abc, ricke~11.abc, robins~1.abc, Henrik Norbeck, Laurie
2 id:hn-slipjig-37

Discography: Solas: Solas.

Altan: Altan.

Transcription: 1 Transcription:??, chords:Mike Long

2 Transcription:Henrik Norbeck?,chords:Mike Long

>>

Hunting the hare

Slip Jig

(Ireland)

The musical score is written in treble clef with a key signature of one sharp (F#) and a 9/8 time signature. It consists of three staves of music. Above the first staff are chords: D, (A), G, A, D, (A), D. Below the first staff are fret numbers: 3 2 - - - - - 0 0 1 0 - 0 0 1 2 - - - 2 1 0 2 - - - - - 0 0 1 0 - 0. Above the second staff are chords: G, A, D, D, G. Below the second staff are fret numbers: 1 2 - - - - - 2 - - - - - 3 2 0 0 1 2 3 1. Above the third staff are chords: A, D, G, A, (G), D. Below the third staff are fret numbers: - - - - - 2 1 0 - - - - - 2 1 2 0 1 2 3 1 4 2 1 0 - 0. The score includes repeat signs and a double bar line at the end.

>>

Book: O'Neill's 1153
 Source: O'Neill's
 Transcription: Stephen Foy, minoe arr., chords: Mike Long

The Irish girl

Slip Jig

(Ireland)

The musical score is presented in three systems, each with a treble clef and a key signature of two sharps (F# and C#). The first system contains four measures with chords A, A, G, and A. The second system contains five measures with chords A, A, G, A, and D G. The third system contains five measures with chords A, A, G, A, and D G (D). Fret numbers are indicated below the notes in each measure.

>>

Book: O'Neill's 1137

Source: O'Neill's 1137

Transcription: Transcription: Stephen Foy, chords: Mike Long

Jack on the green

Slip Jig

(Ireland)

Chords: G C D C D G C

Chords: D C G D G D D C G

Chords: D G D D C G

Fret numbers: 0 3 3 3 2 3 1 2 3 4 4 4 5 3 2 1 0 3 3 3 2 3 1 1

Fret numbers: 6 3 2 3 0 1 0 0 2 0 1 1 0

Fret numbers: 2 3 1 0 0 0 1 2 3 0 6 1 0

>>

Book: O'Neill's 1149

Source: O'Neill's 1149

Transcription: Stephen Foy, chords: Mike Long

James Byrne's

Slip Jig

(Ireland)

D G A D | 1 G A D || 2
 G A D | A D G
 A | 1 D G D | 2 D G D

Book: Richard Darsie's web page

Source: Altan: Red Crow

Discography: Altan: Red Crow

Transcription: Transcription, revisions, chords:Mike Long

The kid on the mountain

Slip Jig

(Ireland)

The musical score is presented in six systems, each with a treble clef staff and a key signature of one sharp (F#). The rhythm is 8/8. Chords are indicated above the staff, and fret numbers are written below the staff. The score includes repeat signs and a double bar line with repeat dots.

System 1: Chords: Em, G, D. Fret numbers: 1 1 2 1 2 3 2 1 - - 6 - - 3 1 1 1 2 1 2 3 - - - 3 2 - 3 2 1 0

System 2: Chords: G, D, G, G, D, G, D, G. Fret numbers: - 3 - - 2 0 3 0 3 - - - - - 3 - 3 - - 2 0 3 3 - 1 - 1 0 - - - - 0 1 - - - 1 - 1 - 1 0 - - - 0

System 3: Chords: G, D, Em, Em, D. Fret numbers: - - 3 2 - 3 2 1 0 - - - - - 1 - - - - - 3 2 3 1 - 1 1 2 3 2 3 1 2 3 4 2 0

System 4: Chords: Em, G, D, Em, (G), Em, D. Fret numbers: - - - 1 - - - - - - - - - 1 1 - - - - 1 1 - - - - 3 2 3 1 - 1 1 3 4 5 4 3 2 4 3 2 1 0 1 - - 1 2 3 2 1 - - 1 2 3 4 2 0

System 5: Chords: Em, (G), G, D, Em, (G), Em, D. Fret numbers: - 1 1 - - - - - - - - - 1 1 - - - - 1 1 - - - - 1 - - 1 2 3 3 4 5 4 3 2 4 3 2 1 0 1 - - 1 2 3 2 1 - - 1 2 3 4 2 0

System 6: Chords: G, D, G, G, D, C, D, G. Fret numbers: - - - - - - - - - - - - - - - - - - - 3 0 - - - 1 - 1 0 - - - 3 2 3 4 2 0 3 3 4 5 4 3 2 4 3 2 1 0 1 0 - 0 - - - -

>>

G D C D G G D

3 - - - - - 3 - - - - - 3 3 - - - 3 2 - 3 2 1 0
 - 0 1 - - - - 1 - - - 1 - 1 0 - - 0 1 0 - - 0 - - - -
 - - - 0 3 1 0 - - 1 0 - 0 - - - - - - - - - - - - - -

Source: My arrangement from various sources

Transcription: Transcription, arrangement, chords:Mike Long

>>

Last night's fun

Paddy be aisy

Slip Jig

(Ireland)

Chords: Dm Am Dm C Dm Am G C

0 - - 3 - - 6 0 - - 3 1 3 1 0 - - 3 - - 6 - 6 - 6 - - 3 1
 - 0 0 - 0 1 - - 0 0 - - - - - 0 0 - 0 1 - - - 1 - 1 0 - -
 - 0 - - - - - - -

Chords: Dm Am Dm C

0 - - 3 - - 6 0 - - 3 1 3 1
 - 0 0 - 0 1 - - - - - 0 0 - - - - - - - - - - - - -

Chords: Dm Am C G G D G C

0 - - 3 - - 6 - 6 - 6 - - 3 1 - - - - 3 - - 6 - 6 - - 3 6 -
 - 0 0 - 0 1 - - 0 1 - 1 0 - - 1 0 1 - 1 - 0 1 - 1 - 6 - - 1 - - 0
 - - - - - 0 - - - - - - - - - - 0 - - - - - 0 - - - - -

Chords: G D G C G D G C

1 0 1 - 1 - 0 1 - 1 0 - 0 - - - - 1 0 1 - 1 - 0 1 - 1 - 6 - - 3 6 -
 - 0 - - - - - - - - - - - 0 - - - - - 0 - - - - - 0 - - - - -

Chords: G C G G D G

- - - - - - - - - - - 1 0 1 0 3 - 3 1 3 1
 0 1 2 3 2 1 0 - - - 1 0 - 0 - - - - - - - - - - -

>>

Book: Ceol Rince 2 n107 (up in Edor)
 Roche 2 254 (up in Am)
 Source: irishf~4.abc
 Transcription: Transcription:?, chords:Mike Long

Moll Roe

One bumper at parting
 The Munsterman's flattery
 The market stake
 Moll Roe in the morning
 The Devil and the bailiff
 T'aim in Arrears
 Courting in the kitchen

Slip Jig

(Ireland)

The musical score consists of five systems of music. Each system includes a treble clef staff with a key signature of one sharp (F#) and a 3/8 time signature. Above the staff, guitar chords (G, D, C) are indicated. Below the staff, fret numbers are provided for each note. The score is as follows:

System 1: Chords: G, D, G, C, D, G, D. Fret numbers: 0 0 3 3 3 - 3 2 3 - - 3 - 6 - - 6 6 0 3 3 3 - 3 2 3 -

System 2: Chords: G, D, G, G, D, G, C, D, G, C, D. Fret numbers: - 3 - 6 - 2 3 3 2 0 3 3 3 - 3 2 3 - - 3 - 6 - - 6 - 6 - - - 6 - 3 2 3 -

System 3: Chords: G, D, G, G, C, D, G, C, D. Fret numbers: - 3 - 6 - 2 3 - 6 - - - 6 - 3 2 3 - - - - 6 - - 6 - 6

System 4: Chords: G, C, D, G, D, G, G, C, D, G, C, D. Fret numbers: - - - 6 - 3 2 3 - - 3 - 6 - 2 3 - 6 - - - 6 - 3 2 3 - - - - 6 - - 6 - -

System 5: Chords: D, C, D, G, D, G. Fret numbers: - - - 6 - 0 3 2 3 - - 3 - 6 - 2 3

>>

Book: O'Neill's 1169

Kerr's Second p27 -Moll Roe in the morning

Kerr's Third p 32 -A bumper at parting

Ceol Rince 2 n93 -Mull Rua, Courting in the kitchen

Source: O'Neill's

Transcription: Transcription:Stephen Foy , chords:Mike Long

>>

Paddy O'Snap

Slip Jig

(Ireland)

The musical score for "Paddy O'Snap" is presented in three systems. Each system includes a treble clef staff with a key signature of one sharp (F#) and a 9/8 time signature. Chords are indicated by letters (D, G, A) above the staff, and fret numbers are indicated by numbers (0-4) below the staff. The first system contains two measures of music. The second system contains two measures of music, with a repeat sign at the beginning. The third system contains two measures of music, with a repeat sign at the end.

>>

Book: O'Neill's 1175

Source: O'Neill's

Transcription: Transcription: Stephen Foy, chords: Mike Long

Redican's mother

Slip Jig

(Ireland)

The musical score consists of three staves of music in the key of D major (two sharps) and 9/8 time signature. The first staff contains the first two measures of the piece, with chords D, (A), D, G, D, (A), D, and G. The second staff contains the next two measures, with chords D, G, D, A, D, and G. The third staff contains the final two measures, with chords D/A and G. Fret numbers are indicated below the notes on each staff.

>>

Source: Richard Darsie

Transcription: Transcription, chords: Mike Long

The road to Sligo

Slip Jig

(Ireland)

The musical score consists of four systems of music. Each system includes a treble clef staff with a key signature of two sharps (F# and C#) and a 9/8 time signature. The melody is written in a slip jig style. Below the notes, guitar chords are indicated, and fretboard diagrams are provided for each measure. The fretboard diagrams use numbers 0-4 to represent frets and dashes for open strings.

System 1: Chords D, G, D, A. Fretboard diagrams:
 Measure 1: 0 1 0 - - 2 3 -
 Measure 2: 1 2 1 - - 0 1 2 -
 Measure 3: 0 1 0 - - 0 2 3 -
 Measure 4: - - - - - 2 1 0

System 2: Chords D, D, A, D. Fretboard diagrams:
 Measure 1: 0 1 2 2 4 1 2
 Measure 2: 0 1 2 2 4 2 1 - -
 Measure 3: - - - - - 2 0
 Measure 4: 0 1 2 2 4 1 2

System 3: Chords A, Bm, G. Fretboard diagrams:
 Measure 1: 1 1 1 0 - - 2 1 0
 Measure 2: 0 1 0 - - 0 - - 2 1
 Measure 3: 2 - - 1 1 2 - - -
 Measure 4: - - - - - 0 1 2

System 4: Chords Bm, A/G, (Bm). Fretboard diagrams:
 Measure 1: 0 1 0 - - 2 - - 2 1
 Measure 2: - - - - - 5 2 - - -
 Measure 3: - - - - - 1 0 - - -
 Measure 4: - - - - - 2 1 - - -

>>

Book: Kerr's Fourth p26
 Source: Kerr's Fourth p26
 Transcription: Transcription, chords:Mike Long

Roudledum

Slip Jig

(Ireland)

Arr. 1

D A D A G D A G

0 - - - - - 2 1 2 0 - - - - - 0 1 0 2 1 0 2 3 4 5 3 1 4 2 0 - - - - - 1 2 1 1 0 1 2 - - - - -

Em D Em D Em D

- 1 1 - 1 2 1 0 - 1 1 - 1 - - - - 1 1 - 1 2 1 0
1 - - 1 - - - - 1 - - 1 - - 2 - 1 - - 1 - - - -
- - - - - - - - - - - - - - - 0 - 0 - - - - - - - - -

D A D D A D A D G D | 1 >>

- 3 2 2 1 0 2 3 - 0 - - - - 3 2 3 1 0 - - - - - - - - - - - - - - -
0 - - - - - 0 - - - - - 0 - - - - - 2 1 2 - - - - - 2 - 1
- - - - - - - - - - - 0 0 0 - - - - - 0 0 0 - - - 0 1 0 1 2 3 1 - 0 -

D A D | 2 G D A Em D

- - - - - 3 2 3 1 - - 2 - - 2 1 2 - - 1 - - - 3 2 2
0 1 2 - 0 - - - - 1 0 - - 0 - - - 0 1 - 1 1 0 - - -
- 0 - - - - - 0 - - - - 0 - - - - - - - - - - - - - - -

Em Am Em D | 1 D Am | 2

1 - - - - - 2 - - - - - 1 1 - - 3 2 2 0 1 0 2 0 2 - - - -
- 1 1 1 0 - 0 1 2 1 - - 1 0 - - - - - - - - - 0 1 2
- -

D G A

0 1 0 - - - 2 1 2 - - -
- - - - - 1 0 - - - - - - - - - 0
- -

Book: O'Neill's 1125

O'Neill's 1126

Source: 1 O'Neill's 1125

2 O'Neill's 1126

Transcription: Transcription, chords:Mike Long

>>

Silvermore

Brian O'Linn

Slip Jig

(Ireland)

The image shows a musical score for the piece "Silvermore" by Brian O'Linn. It consists of three staves of music in treble clef, 9/8 time, with a key signature of two sharps (D major). The first staff contains the first line of music, with chords D, A, D, A, D, A, G, and A indicated above the notes. The second staff contains the second line of music, with chords Bm, Bm, A, and Bm indicated above the notes. The third staff contains the final line of music, with a chord A indicated above the notes. Fret numbers are written below the notes on each staff. A double arrow symbol ">>" is located to the right of the third staff.

Book: Kerr's Third p32

O'Neill's 1141

Source: O'Neill's 1141

Transcription: Stephen Foy, chords: Mike Long

The sport of the chase

Slip Jig

The score consists of three systems of music, each with a treble clef, a key signature of one sharp (F#), and a 9/8 time signature. The first system is divided into three measures by chords G, C, and D. The second system is also divided into three measures by chords G, C, and D. The third system is divided into three measures by chords G, C, and D. Each system includes a staff of music and a line of guitar tablature below it.

System 1:

- Measure 1 (G): 3 3 - 3 - - - 3 3 - 3 - - -
- Measure 2 (C): 6 6 1 6 1 3 1
- Measure 3 (D): 0 0 2 0 2 - 2

System 2:

- Measure 1 (G): 3 - - - - - 3 - - - - -
- Measure 2 (C): 6 6 - 6 - - -
- Measure 3 (D): - - - - - - - - -

System 3:

- Measure 1 (G): - - - 1 - - 1 - - 1 - - -
- Measure 2 (C): - 6 - - 6 - - 6 - -
- Measure 3 (D): - - 0 - - 0 - - 0 - -

>>

Book: Roche 3 n118

Bulmer & Sharpley 1

Source: Henrik Norbeck

Transcription: Transcription, arr.(?), Henrik Norbeck(?), chords:Mike Long

The swaggering jig

Slip Jig

(Ireland)

Chords: G, D, C, (G)

Fretting diagrams (fingerings) for each staff:

Staff 1: 0 - - 3 3 - 3 1 0 3 3 - - 3 3 2 3 - - - 3 3 - 3 1 0 3 3

Staff 2: 6 - - - 3 1 0 6 - - - 6 - - - - - 3 - - - - - 3 - 6
 - 1 0 1 - - - - - 1 - - - 0 - 0 3 2 0 - - - 1 - 1 - - - 1 - 0 - -
 - 0 0 0 3 1 0 - - - - - - - - - - - 0 0 0 0 - - - 2

Staff 3: 1 - - - - - - - 3 6 - - - 3 1 0 6 - - - 6 - - - - - 3 - - - - - 3 - -
 - 0 0 0 3 1 0 - - - - - 1 - 1 0 1 - - - - - 1 - - - 1 - 1 - 0 - -
 - 0 0 0 3 1 0 - - - - - - - - - - - 0 - 0 3 2 0 - - - 0 0 0 0 - - - 2

Staff 4: 3 2 1 0 - 1 - 6 - 6 - 3 1 0
 - - - - - 1 0 - 1 0 - 1 - 0 - - - - - - - - - - - - - - -

>>

Book: O'Neill's 1118
 Source: O'Neill's 1118
 Transcription: Transcription, chords:Mike Long

Tipperary hills

Michael Gorman's

Slip Jig

D G D G A D

2 0 2 0 2 3 1 3 3 2 0 2 1 2 0 3 2 1 0

D A G A D A G A D

0 2 0 2 1 0 1 1 1 0 2 1 0 0 2 0 1 2 0 3 2 1 0

D A G A D A G A D

0 2 0 2 1 0 1 1 1 0 2 0 1 0 0 0 1 0 3 2 1 0

>>

Book: O'Neill's 1148

Source: My arrangement from various sources

Transcription: Transcription, arrangement, chords:Mike Long

Aberdeen Alternative Festival march

March

Alasdair Fraser

♩ = 140

G D G C G Em

3 - - - - 3 - - 3 - - 3 - - - - - 3 - -
 - 0 1 0 1 - 0 - 0 1 - - - - - 1 - - 0 1
 - - - - 0 - - - - - 1 1 2 3 0 1 3 - 0 - - -

Am/C D G C G G C G C D

6 1 - - 6 - - 6 - - - - - - - - - - -
 - - 0 1 - 1 0 1 - - - - - - - - - - - 1 0
 - - - - - - - - - - 0 3 4 5 4 3 0 1 3 4 5 4 3 0 1 3 - - -

G G C G

- 3 3 - - - - - - - - - - - - - - - 1 - 3
 1 - 1 0 -
 - - - - 3 4 5 4 3 0 1 0 1 3 1 0 1 - - - -

C G D G G C G

6 - 3
 - 1 0 1 - - - 1 0 0 - - - - - - - - - - 1 0 -
 - - - - 0 1 3 - - - 3 4 5 4 3 0 1 0 1 3 1 0 1 - - -

C G D G G C G Em

6 - - - - - - 3 3 - - - - - - - - - - - 3
 - 1 0 1 - - - 1 - - - - - - - - - - - 1 0 -
 - - - - 0 1 3 - - - 3 4 5 4 3 0 1 0 1 3 1 0 1 - - -

C G D G C G G C

6 - - - - - - - - - - 3 - - 6 - - - - - - - - -
 - 1 0 1 - - - 1 0 0 - 0 1 - - - - - - - - - -
 - - - - 0 1 3 - - - - - - - - 0 3 4 5 4 3 0 1 3 4

>>

G C D G
 - - - - - - - - - -
 - - - - - - - - - -
 5 4 3 0 1 3 1 0 1 3 3
 - - - - - - - - - -
 - - - - - - - - - -

Source: SF Scottish Fiddlers
 Transcription: Transcription: Mike Long

>>

The chanter's tune

The song of the chanter

March

(Ireland)

$\text{♩} = 140$

Am Am G Am

G (Em) Am Am G Em

Am Am

Am G Am G (Em) Am

Am G Em Am

>>

Book: O'Neill's 143

Source: O'Neill's

Transcription: Transcription, arrangement, chords:Mike Long

The drunken piper

Highland Rory

March

(Scotland)

$\text{♩} = 140$

Am G (Em)

Am G Em Am

Am G (Em)

Am G Em Am

Am G (Em)

Am G Em A

0 0 1 - - - 1 - - - 3 3 - - - - 3 - - -
 - - - 1 2 1 0 - 0 1 3 - - - 1 - - - - 1 - 1 - -
 - - - - - - - - - - - - - - - 0 1 0 - - - 0 1

0 0 1 - - - 1 - - - - - - - - - - - - - - - 1 0 0
 - - - 1 2 1 0 - 0 1 4 3 2 0 1 2 1 0 - - - -

- - - - - - - - - - - - - - - - 3 3 - - - - - 3 - - -
 - - - - - - - - - - - - - - - - 1 - - - - - 1 - 1 - -
 4 3 1 4 3 1 0 1 2 3 3 - - - 0 0 1 0 - - - 0 1

- 1 0 0 -
 4 3 1 4 3 1 0 1 2 3 4 3 2 0 1 2 1 0 - - - - 1

- - - - - - - - - - - - - - - - 3 3 - - - - - 3 - - -
 - - - - - - - - - - - - - - - - 1 - - - - - 1 - 1 - -
 4 3 1 4 3 1 0 1 2 3 3 - - - 0 0 1 0 - - - 0 1

-
 0 0 1 - - - 1 - - - - - - - - - - - - - - - 1 0 0
 - - - 1 1 2 1 0 - 0 1 4 3 2 0 1 2 1 0 - - - -

>>

Book: Scots Guards

Source: My arrangement from various sources- mostly John Chambers' Scots Guards

Transcription: Transcription, arrangement, chords:Mike Long

>>

Farewell to the creeks

March

$\text{♩} = 160$

G C G G

- - - - - 3 6 - - - 6 - 6 - 3 - -
 3 0 1 1 0 - - - 0 1 0 - - 1 - - 1 - 0

G D G C G G (C)

- 6 - - - - 3 6 - - - 6 - 6 - - 6 - -
 - 1 0 - - 1 1 0 - - - - - 1 - - - 1
 0 - - 3 0 - - - - 0 1 0 - - - 0 0 - -

D G G C

- - 3 - - - 3 6 - - - - -
 0 0 - - - 0 1 - - - - 0 1

G C G G D G C

- - - 3 6 - - - 6 - - 6 - - 3 - 3 6 - -
 - 1 1 0 - - - 1 - - - 1 0 - 1 3 6 - -
 0 - - - - 0 1 - - 0 0 - - - - - 0 1

G G (C) D G

- - - 3 - 6 - - 6 - - - 3
 - 1 1 0 - - 1 - - - 1 0 - - 3
 0 - - - - - 0 0 - - - - 0 - -

G C G C G

- - - - - 3 6 - - - 6 - -
 - - - - - 1 - - - 1 - - -
 0 3 0 1 2 3 0 1 0 - - - 0 1 - - 0

>>

G D G C G G (C)

6 - - - - - 3
 - 1 0 - - - - - 1 -
 0 - - - 0 3 0 1 2 3 0 1 0 - - 1 - 6 - - 6 -
 - - - - - - - - - - - - - - - - 0 0 - -

D G

3
 0 - -
 - 0 -

Source: Richard Darsie's web page
 Transcription: Transcription, chords:Mike Long

>>

Garry Owen

Jig
Also played up in A

(Ireland)

Chord symbols: G, D, G, D, C, G, D

Fretting numbers (from top to bottom staff):

Staff 1: 3 2 1 0 6 1 0 3 1 6 1 1 3 2 1 0 1 0

Staff 2: 0 1 0 0 3 2 1 0 6 1 0 1 1 1 0 0 1 2 3 0 1

Staff 3: 0 1 0 0 1 6 0 1 0 1

Staff 4: 0 1 0 3 2 1 1 1 1 1 2 3 4 5 4

Staff 5: 3 2 1 0 0 0 1 2 3 0 1 0 1 0 0

Book: O'Neill's 971
Kerr's First p37
Source: Kerr's First
Transcription: Transcription, chords:Mike Long

The image shows a musical score for guitar in G major. It consists of two systems of notation. The first system has two lines of music. The first line contains a triplet of eighth notes (G4, A4, B4) followed by quarter notes (C5, B4, A4, G4). The second line contains a triplet of eighth notes (G4, A4, B4) followed by quarter notes (C5, B4, A4, G4). The second system also has two lines. The first line contains a triplet of eighth notes (G4, A4, B4) followed by quarter notes (C5, B4, A4, G4). The second line contains a triplet of eighth notes (G4, A4, B4) followed by quarter notes (C5, B4, A4, G4). Chords G and A are indicated above the music. Fingerings are indicated by numbers 0-4 below the notes.

Book: Kerr's Third p46
 Kerr's Fourth p47
 Source: Kerr's Fourth p47
 Transcription: Transcription, chords:Mike Long

>>

Leslie's march

Jig

(Scotland)

D D A D A D

A D A D G A

D A D A G Bm

G Bm D A D A D G

A

>>

Book: Kerr's Fourth p27

Source: Kerr's Fourth

Discography: Chieftains

Transcription: Transcription, chords:Mike Long

MacGregor's gathering

MacGregor's march

Reel

(Scotland)

0 - - - - - 2 1 0 - - - - - 0 0 0 1 2 - - - - - 0 1 2 0 1 2
A D G D/A D A

- - - - - 0 - - - - - 2 1 0 - - - - - 0 -
3 1 1 - 0 - 0 2 1 0 - - - - - 4 5 4 3 2 1 0 1 2 0 1 2 3 1
D D G

-
2 0 0 0 1 2 1 2 3 2 1 0 1 1 1 1 2 - - - - -
D A D G D/A

-
0 - 0 1 2 0 3 1 1 - 0 1 2 1 0 - - - - - 0 4 5 4 3 2 1
D A D

-
0 1 2 0 1 2 3 1 2 0 0

>>

Book: Kerr's Third p46
Kerr's Fourth
Source: Kerr's Fourth
Transcription: Transcription, chords:Mike Long

O'er the hills and far away

March

♩ = 140

Chord diagrams for the first staff (D):

```

  - - - - -
  - - - - -
  - - - - -
  - - - - -
  - - - - -
  - - - - -
  2 1 0 1 0 1 2 1 0
  
```

Chord diagrams for the second staff (A, D, G, D):

```

  - - - - -
  - - - - -
  - - - - -
  - - - - -
  - - - - -
  - - - - -
  3 1 1 0 0 1 0 1 2 1 0 3 0 0 1 0 1 0 1
  
```

Chord diagrams for the third staff (A, D):

```

  - - - - -
  - - - - -
  - - - - -
  - - - - -
  - - - - -
  - - - - -
  2 1 1 2 3 4 4 3 2 3 2 1
  
```

Chord diagrams for the fourth staff (G, D, A, D/B):

```

  - - - - -
  - - - - -
  - - - - -
  - - - - -
  - - - - -
  - - - - -
  0 1 1 2 3 4 4 2 3 2 1 0 2 1 1 2 3 4 5 4 3 2 3 2 1
  
```

Chord diagrams for the fifth staff (G, D, A):

```

  - - - - -
  - - - - -
  - - - - -
  - - - - -
  - - - - -
  - - - - -
  0 1 3 1 0 0 1 0 1 0 1 2 1 1
  
```

>>

Book: Kerr's First p26
 Kerr's Third p47
 Source: Kerr's First p26, mostly...
 Transcription: Transcription, slight arr., chords:Mike Long

Prince Charlie's welcome to the Isle of Skye

March

(Scotland)

♩ = 140

The musical score is written in treble clef with a key signature of one sharp (F#) and a common time signature (C). The tempo is marked as ♩ = 140. The score consists of five staves of music. Each staff contains a line of musical notation with a corresponding line of guitar tablature below it. Chord names (G, Am, D, C) are placed above the staves. The tablature uses numbers 0-6 to indicate fret positions. The piece concludes with a double bar line and repeat dots.

>>

Book: Kerr's Third p45

Source: Kerr's Third p45

Transcription: Transcription, chords:Mike Long

The road to the isles

March

(Scotland)

♩ = 140

D G G (D)

A D G D A | 1

D | 2 D G

G (D) A D G

D A | 1 D | 2 D

>>

Source: IrTrad, 22 Sep 1999 ,H. Speck
 Transcription: Transcription, chords:Mike Long

Rory of the hills

March

$\text{♩} = 180$

D G D C

0 2 0 2 0 1 3 1 3 2 1 0

D G D C

0 2 0 2 0 1 0 0 3 2 2 1 0

D G D C

2 0 3 1 0 3 2 1 6 3 1 6 3 6 3 1 6 1

D G

0 1 0 0 1 0 0 1 0 0 1 0 3 3 3 3

D G D C

0 0 0 0 1 1 0 0 3 6 3 1 6

D G D C

2 0 3 1 0 3 2 1 6 3 1 6 1 3 6 3 1 6 1

>>

D

0 1 0 0 1 0 0 1 0 0 1 0

- - - - - - - - - - - -

Book: O'Neill's 1810

Source: O'Neill's 1810

Transcription: Transcription:Bob Safranek, chords:Mike Long

>>

Scotland the brave

March

(Scotland)

♩ = 140

G

0 3 3 - 3 - - - - -
- - - 0 1 - 1 - - - - -
- - - - - - - 0 3 3 2

C G D

- - - 3 6 - 6 - - - 3 - - -
- - - 1 - - - - - 1 - 1 - - - 0 - - -
3 0 - - - - - 1 - - 0 1 - - 0 1

G

- 6 - - 3 3 - 3 - - - - -
- - 1 0 - - - 0 1 - 1 - - - - -
0 - - - - - - - - 0 3 3 2

C G D

- - - 3 6 - 6 - - - 3 - 3 2
- - - 1 - - - - - 1 - 1 - - - 0 - - -
3 0 - - - - - 1 - - 0 - - - - -

G D G

3 - - - - - - - - - - -
- - 2 3 4 4 4 4 2 0 3 5 4
- - - - - - - - - - -

G Bm C

- - - 3 - - - - - - - - - - -
- - - 1 - - - - - - - - - - -
3 0 - - - 3 3 3 2 3 2 1 3 2 1

>>

The image shows a musical score for guitar in G major, consisting of three staves of music. The first staff is labeled with a 'D' chord above the first measure and a 'G' chord above the second measure. The second staff is labeled with 'C' above the first measure, 'G' above the second measure, and 'D' above the third measure. The third staff is labeled with a 'G' chord above the first measure. Each staff contains musical notation (treble clef, key signature of one sharp) and corresponding guitar fret numbers below the notes. The first staff has fret numbers: 0, 6, 1, 0, 3, 3, 0, 1, 1, 0, 3, 3, 2. The second staff has fret numbers: 3, 0, 1, 3, 6, 6, 1, 1, 0, 3, 2. The third staff has fret numbers: 3, 3.

Source: Kevin Briggs, via EF

Transcription: Transcription:?, chords:Mike Long

>>

The siege of Delhi

March

♩ = 140

The musical score consists of six staves of music in the key of A major (three sharps) and 2/4 time. The tempo is marked as ♩ = 140. Each staff contains a melodic line and a corresponding guitar tablature line. Chord diagrams are placed above the staves: A, D, A, E, A, D, A, E, A, D, A, A, (D), A. The tablature uses numbers 0-4 for frets and includes symbols for natural harmonics (6+), bends (b), and slurs. A double bar line with repeat dots appears at the end of the fourth staff. A double arrow symbol (>>) is located to the right of the fourth staff.

E A (D) A E

2 4 1 2 1 6+ 4 4 2 1 1 0 0 2 0 1 2 4 1 2 1 0

A A

2 0 0 0 1 2 2 1

D A E A

2 0 4 0 2 0 4 0 2 2 1 2 4 1 2 1 0 1 2 2 1

D A E A

2 0 4 0 2 0 4 0 2 4 1 2 1 0 2 0 0

>>

Source: Unattributed Xerox
 Transcription: Transcription, chords:Mike Long

Sweet maid of Glendaruel

March

(Scotland)

♩ = 140

The musical score is written in treble clef with a key signature of two sharps (F# and C#) and a 2/4 time signature. The tempo is marked as ♩ = 140. The score consists of five staves of music. Chord diagrams are placed above the notes they apply to: A (first staff), E and A (second staff), G (second staff), A and A (third staff), E and A (fourth staff), and G and A (fifth staff). The guitar tablature is written below the notes, using numbers 0-4 to indicate fret positions. A repeat sign with first and second endings is present at the end of the third staff. A double arrow symbol (>>) is located to the right of the third staff.

Source: Richard Robinson's web page/abc file

Transcription: Transcription:Richard Robinson(?), Chords:Mike Long

Amelia's waltz

Waltz

Bob McQuillen 1981

D Bm

F#m G D Bm

G D Bm

F#m G (D) A

D

F#m G (D) A

A Bm

>>

Source: Various web abc's

Transcription: John Chambers, chords: Mike Long

>>

Ashokan farewell

Waltz

Jay Ungar

♩ = 130

The musical score consists of six staves of guitar tablature. Each staff contains a line of music with chord names written above and fret numbers written below. The chords used are D, DM7, G, Em, F#m, A, and (Bm). The tablature includes various techniques such as double stops, triplets, and bends. A double bar line is present in the fifth staff. The piece concludes with a final chord in the sixth staff.

>>

A D C
 0 - - 2 1 0 2 - 6 - -
 - 0 - - - - - 0 - - 0
 - - - - - - - - - - - 0

G D D (Bm)
 - - - - 2 0 - 0 2 - - 2
 1 2 - - 0 - - 0 - - 0 - - 2
 - - 0 - - - - - - - 0 - -

A D
 1 - - 0 - - 0
 - - - - 2 - -
 - - - - - -

Source: The Waltz Book

Transcription: Transcription:John Erdman,slight rearrangement, chords:Mike Long

>>

The ass in the graveyard

Waltz

The musical score is written in treble clef, key of D major (two sharps), and 3/4 time. It consists of seven staves of music. Chords are indicated above the notes, and fret numbers are written below the notes. The score includes repeat signs and first/second endings.

Staff 1: Chords: D, A/E, G. Fret numbers: 0 0 - 2 - - - - - 1 2 0 1 0 - 1 0 -

Staff 2: Chords: A, G, D. Fret numbers: - - - - - 1 2 3 1 2 3 1 2 0 1 2 0

Staff 3: Chords: A/E, G, A, A, G, D. Fret numbers: - - 2 - - 1 2 0 - - 2 - - 2 - - - - - 1 0 - 0 1 - 0 1 2 3

Staff 4: Chords: D, A, D, G, A. Fret numbers: - - - - - 4 3 2 4 3 1 2 1 0 3 - 3 - 1 - 3 0 - - 1 2

Staff 5: Chords: G, D, A/E, G, A. Fret numbers: - - - - - 3 1 2 3 1 2 0 1 2 0 1 0 - 2 - 1 2 0 - - -

Staff 6: Chords: A, G, D. Fret numbers: - - - - - 1 0 - 2 - 0 - 1 2 - 0

>>

Source: George Grasso
 Transcription: Transcription:George Grasso, chords:Mike Long

Bluemont waltz

Waltz

Rodney Miller

Musical score for guitar in 3/4 time, key of F# major. The score consists of six staves of music with corresponding guitar fretting diagrams below each staff. The fretting diagrams use numbers 0-6+ to indicate finger positions on the strings.

Staff 1: Chords: A, E, F#m. Fretting: 0 1 2 | - 2 1 | - 2 1 | 0 2 2 | - 6+.

Staff 2: Chords: D, A, Bm. Fretting: 2 1 0 | 1 2 0 | 1 - - | - 2 1 0 | 1 - -.

Staff 3: Chords: E, A, E, F#m. Fretting: 1 0 1 | 2 - 2 1 | - 2 1 | 0 2 2 | - 6+.

Staff 4: Chords: D, E, A. Fretting: 2 1 0 | 1 2 0 | 1 - - | - 2 1 0 | 0 - -.

Staff 5: Chords: D, E, A. Fretting: - 0 1 0 | 2 - - | 1 2 1 0 | 0 2 2 | - 0.

Staff 6: Chords: (F#m), D, E, A. Fretting: 2 1 0 | - - - | 1 0 - | 1 2 -.

>>

(F#m) Bm E A
 2 1 0 1 1 2 1 0 2 1 0 0 1
 - - - - - - - - - - - -
 - - - - - - - - - - - -

F#m D E 1 A
 2 - 1 0 1 2 0 1 - - - -
 - 0 - - - - - - - - 2 1 0
 - - - - - - - - - - - -

2 A
 2 - - - 0 0 0
 - 0 - - - - -
 - - - - - - - - -

Book: The Waltz Book

Source: The Waltz Book

Transcription: Transcription:Mike Long, chords:Bill Matthiesen

>>

Carolynn's waltz

Waltz

D

0 2 1 0 0 2 1 0

Bm G

2 3 2 1 0 0 2 1 2

A D A

3 3 2 1 0 0 2 1 0

AM7 D Bm Em

4 3 2 3 4 0 1 2 1 2 3 2 1 0

A D

2 2 1 0 3 2 1 0 0 2 1 0

Bm G

2 3 2 1 0 0 2 1 2

>>

A D A
 3 - 3 2 1 0 0 - - 2 1 0
 - 0 - - - - - 0 - - -
 - - - - - - - - - - - - - -

D G A
 - - - - - - - - - 3 2 1
 4 3 2 1 0 0 2 1 0 1 0 - -
 - - - - - - - - - - - - - -

D D G
 0 2 - - - - - 3 - -
 - - 0 0 0 2 1 0 1 - 1 -
 - - - 0 - - - - - - - - 0 - -

D A D Em
 - - - - - - - - - - - - -
 0 0 1 0 2 0 3 3 2 3
 - - - - - - - - - - - - -

A G A D
 - - - - - - - - - - - - -
 4 5 4 3 2 1 - 2 3 - 4 3 2 1
 - - - - - - - - - - - - -

Bm G D A
 - - - - - - - - - - - - -
 0 0 0 - - - 0 - - - 0 - - - 2 1
 0 1 2 - 3 4 3 - 2 3 2 - 1 2 1 0 -

AM7 D G
 - - - - - - - - - - - - -
 0 1 2 - 0 0 - - - 3 - - -
 - - - - - 0 - 2 1 0 - - - 1 - 1 - 0

>>

The image displays a musical score for guitar in the key of D major (two sharps). It consists of five systems of notation, each with a treble clef staff and a corresponding guitar fretboard diagram below it. The chords and fingerings are as follows:

- System 1:** Chords D, A, D, Em. Fingerings: 0 0, 1 0, 2 0, 3 3 2 3.
- System 2:** Chords A, G, A, D. Fingerings: 4, 5 4 3 2, 1 0 2 3, 4 3 2 1.
- System 3:** Chords Bm, G, D. Fingerings: 0 0 1 0 2 0, 3 2 1, 2 1 0 2.
- System 4:** Chords G, A, Fin G, Em. Fingerings: 1 0 3 2 1 0, 2 0 0 0, 3 2 1 0, 1 0.
- System 5:** Chords A, D. Fingerings: 2 1 0 3 2 1 0.

>>

Source: Xerox of uncertain origin
 Transcription: Transcription, chords: Mike Long

Charlie Lennon's

Mazurka
Mazurka

(Ireland)

0 3 1 0 3 1 0 1 6 1 0 6
- - - - - - - - - - - - - - - - - -
- - - - - - - - - - - - - - - - - -

3 6 0 3 1 0 3 1 0 1 6 2 0
- - - - - - - - - - - - - - - - - -
- - - - - - - - - - - - - - - - - -

3 6 6 6 3 2 1 1 1
- - - - - - - - - - - - - - - - - -
- - - - - - - - - - - - - - - - - -

6 2 1 6 6 6 6
- - - - - - - - - - - - - - - - - -
- - - - - - - - - - - - - - - - - -

0 0 0 1 6 0 2 3
- - - - - - - - - - - - - - - - - -
- - - - - - - - - - - - - - - - - -

Book: Irish Traditional Music Session Tunes 2 p22
Source: Irish Traditional Music Session Tunes 2 p22
Transcription: Transcription, chords:Mike Long

The Coneflower waltz

Waltz

Kim Fulton-Bennett (USA)

Chord diagrams for guitar:

- G: 0 2 3 3 0 0
- C: 0 0 2 3 1 0
- Am: 0 2 2 0 0 0
- D: 0 2 3 2 1 0
- Em: 0 2 2 0 0 0

First ending: Em | 2 Em | G

Second ending: Em G Am C

>>

The image shows a musical score for guitar in G major, consisting of three staves. Each staff contains a melodic line and a corresponding chord progression with fingerings.

Staff 1: Chords: Am, D, G. Fingerings: 1 0 - - 6 - 1 - 0 1 - 0 - - 1 2 3 - 2 1 0.

Staff 2: Chords: Em, C, G, Am. Fingerings: 3 5 4 3 2 1 0 - 1 - 1 3 6 - - 1 - 0.

Staff 3: Chords: G, C, D, G. Fingerings: 1 - 0 3 2 - 3 2 3 - - - -.

Source: Kim Fulton-Bennett
 Transcription: Transcription, chords:Mike Long

>>

Gentle maiden

Waltz

(Ireland)

Chord diagrams for the guitar accompaniment:

- Staff 1: G (0 3 - 3), D (2 1 0), Bm (- - 0)
- Staff 2: C (- - -), G (- 6 -), Am (- 3), C (1 6 -)
- Staff 3: D (2 1 0), G (- 3 -), D (2 1 0), Bm (- - 0)
- Staff 4: C (- - -), G (- 6 -), D (- 3), G (3 3)
- Staff 5: G (3 - -), G (1 6 -), G (- 1 2)
- Staff 6: Em (- - -), C (- 3), D (- 3 2 1), G (- 6 -)

>>

The image shows a musical score for guitar in G major, consisting of three staves. The first staff has a treble clef and a key signature of one sharp (F#). The chords and fingerings are: Am (0-3--), C (1-6--), D (0-2-1-0), and G (3-0-3). The second staff has a treble clef and a key signature of one sharp (F#). The chords and fingerings are: D (2-1-0), Bm (0-1-2-3), C (1-2-3), and G (0-6-1). The third staff has a treble clef and a key signature of one sharp (F#). The chords and fingerings are: D (0-3-) and G (3-3-3). The score ends with a double bar line and repeat dots.

Book: O'Neill's 282

Source: Richard Darsie's web page

Transcription: Transcription, chords:Mike Long

>>

Margaret's waltz

Waltz

Pat Shuldham Shaw (Shetland Islands)

Arr.1

A D

0 2 1 2 - - 0 1 2 0 2 1 0 2 0

Arr.1

E A (F#m) E

1 0 - - 2 1 2 - - - 0 1 2 - 0 2 1

- - - - - 1 - - -

Arr.1

A A

0 2 - - - - 6+ - - 6+ -

- - 0 1 2 - 4 - 4

Arr.1

D E A F#m

- - - - - 0 2 1 0 0 1 2 - - 2 0

2 1 0 2 1 - - - - - - 0 1 - -

Arr.1

D A E A

- - - - - 2 2 - 1 2 - - 0 0 6+ 0 - 0 6+ 0 0

2 1 0 - - 1 - - 0 1 - 2 - - - 4 - - - 2 -

>>

Arr.1
D E A (F#m)

1 0 0 2 0 1 0 2 1 2 0 1 2 0 1

Arr.1
E A A

2 1 0 0 2 1 2 0 1

Arr.1
D E A

2 0 2 1 0 0 1 0 2 1 2 0 1

Arr.1
(F#m) E A

2 1 0 2 1 0

Arr.1
A D

2 0 1 0 2 0 6+ 0 4 0 6+ 0 4 0 2 1 0 0 2 0

Arr.1
E A F#m D A

1 0 2 1 0 0 1 2 0 1 2 0 2 1 0 0 2 1

>>

Arr.1
E A D

1 1 2 - - 0 - 0 6+ 0 - 0 6+ 0 - 0 - 0 - 0 - 0 2 0
- - - 0 1 - 2 - - - 4 - - - 2 - 1 - 0 - - -

Arr.1
E A (F#m) E

- - - 2 1 2 - - - - - - - - - - - - - - - -
1 1 0 - - - 0 1 2 - - 0 2 1
- - - - - - - - - - - 1 - - - - -

Arr.1
A

-
0
-

>>

Source: Richard Robinson

Transcription: Transcription:Richard Robinson(?),arr, Chords:Mike Long

Midnight on the water

Waltz

(USA)

The image displays a guitar tablature for the piece 'Midnight on the water'. It consists of six staves of music, each with a treble clef, a key signature of two sharps (D major), and a 3/4 time signature. The tablature includes chord names (D, G, A, Em, Bm) and fret numbers (0-4) for each string. The first staff has a D chord, the second has D, G, D, D, and A chords, the third has D and D chords, the fourth has an Em chord, the fifth has Bm and G chords, and the sixth has D, G, D, G, and D chords. A repeat sign is present in the third staff. A double arrow '>>>' is located to the right of the third staff.

D A D

2 2 1 2 1 0

- - - - -

- - - - -

Source: Richard Darsie's web page
 Transcription: Transcription, chords:Mike Long

>>

Mist covered mountains

Waltz

(Scotland)

Am

0 0 1 0 1 1 0 1

G Em

3 3 0 1 0 1 0 3 1

C G Am G

6 0 1 2 3 1 0 3

Am G Am

0 1 1 0 6 1 0 0

Am

1 1 1 0 1 3 1 0 1

G Em

3 3 0 1 1 1 0 6 1

>>

Am C G Em

- 0 - 6 - - - 1 - 0 - 3

- - - - 0 1 3 - - -

Am G Am

- 0 - - - - 6 - - - - 0 - 0

- 0 1 - - - - 1 0 - 0 - -

- - 1 0 - - - - - -

Source: Richard Darsie's web page
 Transcription: Transcription, chords:Mike Long

>>

Pull down the blind

Waltz

The musical score is written in treble clef with a key signature of two sharps (F# and C#) and a 3/4 time signature. It consists of six staves of music. Chord diagrams are placed above the staves: D (Staff 1), A and G (Staff 2), A and D (Staff 3), A and D (Staff 4), D (Staff 5), and A, G, D, and G (Staff 6). Fret numbers are indicated below the notes on each staff. The score includes a repeat sign in the fifth staff.

>>

The image shows three staves of musical notation in G major (one sharp). Each staff includes guitar chord diagrams (fingerings) below the notes.

Staff 1: Chords A, G, D, D. Fingerings: A (2, 2, 2, 2), G (0, 2, 1), D (0, 2, 0), D (2, 2, 2, 2).

Staff 2: Chords A, G, D, G. Fingerings: A (1, 1, 1, 1), G (0, 2, 1), D (0, 2, 0), G (1, 1).

Staff 3: Chords A, D. Fingerings: A (2, 2), D (0, 1, 2, 0).

Book: Roche 3 p50

Source: Roche 3 p50

Transcription: Transcription, minor arr., chords:Mike Long

>>

Road to Dundee

Waltz

The musical score for 'Road to Dundee' is presented in six systems, each with a treble clef, a key signature of one sharp (F#), and a 3/4 time signature. The score includes guitar chords and fretboard diagrams for the right hand. The chords are: G, C, D, and G. The fretboard diagrams are as follows:

- System 1:** Chords G and C. Fretboard: 0-0-6-1-1-0-0 (measures 1-3), 3-2-1 (measures 4-6).
- System 2:** Chords G and C. Fretboard: 0-3-1-6-0-1-0-3 (measures 1-3), 3-3-2-3 (measures 4-6), with a triplet over the last three notes.
- System 3:** Chords D, G, and C. Fretboard: 0-0-0-6-1-1-0-0 (measures 1-3), 3-2-1 (measures 4-6).
- System 4:** Chords G, C, G, and D. Fretboard: 0-3-1-6-0-1-0-3 (measures 1-3), 6-0-2 (measures 4-6).
- System 5:** Chords G and D. Fretboard: 3-0-0-0-1-0 (measures 1-3), 0 (measure 4).
- System 6:** Chords D and G. Fretboard: 6-0-2-0-1-2-3-1-0-0-1-3 (measures 1-12).

>>

3

D D

G C G

D G

Transcription: Transcription:Kevin Briggs??. chords:Mike Long

>>

Sir John Fenwick's the flower among them all

Air/Waltz

The musical score is written in G major (one sharp) and 3/4 time. It consists of six systems of music. Each system has a treble clef staff with a key signature of one sharp (F#) and a 3/4 time signature. Below each staff are guitar chord diagrams. The chords are: G, Am, C, D, G, Am, and D. The score includes a repeat sign at the end of the fifth system.

System 1: G chord. Notes: G4, A4, B4, C5, B4, A4, G4. Chord diagram: 3 0 1 6 0 1 3 1 0 6 1 0 3.

System 2: Am chord. Notes: G4, A4, B4, C5, B4, A4, G4. Chord diagram: 0 1 6 0 1 1 3 1 1 3 1 0.

System 3: G chord. Notes: G4, A4, B4, C5, B4, A4, G4. Chord diagram: 3 0 1 6 0 1 3 1 0 6 1 0 3.

System 4: C chord. Notes: G4, A4, B4, C5, B4, A4, G4. Chord diagram: 6 6 0 1 0 1 6 1 3 0 1 0 0 1 0 1 0.

System 5: G chord. Notes: G4, A4, B4, C5, B4, A4, G4. Chord diagram: 3 1 3 3 1 3 3.

System 6: Am chord. Notes: G4, A4, B4, C5, B4, A4, G4. Chord diagram: 1 0 6 1 0 3 0 1 0 1 0 4 1 0 4 4.

>>

The image shows a musical score for guitar in G major, consisting of three staves. The first staff begins with a D chord and a tilde symbol, followed by a G chord. The second staff includes chords C, G, and Am. The third staff returns to a D chord. Each staff includes a treble clef, a key signature of one sharp (F#), and guitar tablature below the notes. The tablature uses numbers 1-3 for frets and dashes for open strings. The first staff has 10 measures, the second has 10 measures, and the third has 2 measures.

Source: Northumbrian Minstrelsy
 Transcription: Transcription:??, chords:Mike Long

>>

Sonny Brogan's mazurka

Mazurka

0 2 - - 3 2 - - - - - 3 3 - - 3
 - - 0 0 - - 0 0 - - 0 1 0 - - 1 0 - -
 - - - - - - - - 0 0 - - - - - - - - - - - - - -

D A D D G A
 2 3 1 2 0 2 - - 3 2 - - - - - 3 3 - - -
 - - - - - - - - 0 0 - - 0 - - 0 1 0 - - - - -
 - - - - - - - - - - - - - - 0 0 - - - - - 3 2 1

D D
 -
 0 - - 0 0 2 - - 2 4 3 2

A D A G A D
 -
 1 1 3 2 1 0 0 2 1 0 - - 2 1 2 0 - - - - -
 - 2 2 4 3 2

A D A D
 -
 1 1 3 2 1 0 0 2 1 2 - - 0

>>

Book: Irish Traditional Music Session Tunes
 Source: Irish Traditional Music Session Tunes
 Discography: Bobby Gardiner: His Master's Choice
 Stockton's Wing
 Transcription: Transcription, chords:Mike Long

Tommy Bhetty's waltz

Waltz

(Ireland)

G

0 3 3 - - 3 3 - - - -
 - - - - 1 1 - - 1 1 - - - -
 - - - - 0 - - - - 0 0 5 4

C G D

- - - - - 3 3 - - 3 3 - - 0 2 -
 - - - - - - - 1 1 - - 1 1 - - 0 - 0
 3 4 2 3 1 2 - - - 0 - - - 0 - - 0

C G

6 - 6 - - 3 3 - - 3 3 - - - -
 - 1 - 1 0 - - 1 1 - - 1 1 - - - -
 - - - - - - - 0 - - - - 0 0 5 4

C G D G D | 1

- - - - - - - - 6 - 6 - 2 3 - - -
 - - - - - - - - 1 - - - 0 - 2 3 1 1 0
 3 4 2 3 1 2 0 3 - - 0 - - - - -

G | 2 G D

3 0 - - - 3 - - - - - - -
 - - - - - - - 3 2 3 4 2 0
 - - - - - - - - - - - - - - -

C G

- 2 0 6 - - - - - - - - - -
 0 - - - - 5 4 3 4 2 3 1 2 - - -
 - - - - - - - - - - - - - - -

>>

D C G
 1 0 1 - 0 2 - 6 - 6 - - - - 6 - - -
 - - - - - 0 - - 1 - 1 0 - - 1 - - 0 -
 -
 -
 0 5 4 2 3 5 4 3 4 2 3 1 2 0 3 - 6
 -
 -
 -
 D G D | 1 G | 2 G
 - 6 - 2 3 - - - 3 - - - 3
 - - 0 - - - 1 1 0 - - - - - -
 0 - - - - - - - - - - - 3 2 3 -

Source: A compilation from various sources
 Discography: Altan: The Red Crow
 Transcription: id:hn-waltz-5
 Transcription:???, arrangement:Altan?, chords:Mike Long

>>

Urchnoc chein mhic cainte

Waltz

(Ireland)

Chord diagrams for the first six staves:

- Staff 1: D (0 0 1 0 2 0), A (2 0 3 1 2), G (3 1 2)
- Staff 2: D (0 0 1 2 3 0), D (0 1 0 2 0 1), A (2 0 1 0 2), G (0 1 0 2)
- Staff 3: A (0 0 1 2 3), D (0 1 0 2 0 1), A (2 0 3 1 2), G (3 1 2)
- Staff 4: D (0 0 1 2 3 2), F#m/D (3 1 2 0 0), Em/A (3 1 2 0 0), G (0 0)
- Staff 5: D (0 3 2 0 0 0), D (0 0 0 0 1 2), G (0 1 2 1 0)
- Staff 6: A (0 2 0 0 1 2), F#m/A (1 2 1), Em/G (0), A (2)

>>

The image shows a musical score for guitar in the key of D major. It consists of three staves. The first staff contains a melody with a treble clef and a key signature of two sharps (F# and C#). The melody starts with a D4 note, followed by a triplet of E4, F#4, and G4, then a dotted quarter note D4, an eighth note E4, a quarter note F#4, and a quarter note G4. The second staff continues the melody with a quarter note A4, a quarter note B4, a quarter note C#5, a quarter note B4, a quarter note A4, a quarter note G4, a quarter note F#4, and a quarter note E4. The third staff shows a single D4 note. Chords are indicated above the notes: D, D, G, A, D, D/F#, A/E, G, A, and D. Fret numbers are written below the notes: 0, 0, 1, 2, 2, 0, 2, 3, 0, 2, 3, 1, 2, 0, 0, 0.

Transcription: Transcription, chords:Mike Long

>>

Waltz of the toys

Waltz

Michel Faubert (France?)

D

2 1 2 3 2 1 0 - - - - 2 1 2 3 2 1 0 - - - - 2 0 - - - - 2 0 - - - -

A D

1 1 2 1 0 - 2 - 0 2 1 0 6+ 0 1 2 0 - 0 1 0 - - - - 2 0 - - - -

D

2 1 2 3 2 1 0 - - - - 2 0 - - - - 2 1 2 3 2 1 0 - - - - 2 0 - - - -

A G [1 D] 2

1 1 2 1 0 - 2 - 0 2 1 0 1 0 - - - - 3 2 1 0 2 - - - - 0 - - - -

Bm/D G

0 - - - - 2 - - - - 2 - - - - 0 - - - - 1 - - - - 1 - - - - 0 0 0 - - - - 0 0 0 - - - - 1 0 0 - - - -

A D Bm Em

2 0 1 2 - - - - - - - - - - 2 2 0 2 5 2 0 2 5 2 3 1 1 0 - - - -

>>

The image shows a musical score for guitar in G major, consisting of three staves of music. The first staff contains four measures with chords A, D, Bm, and Em. The second staff contains four measures with chords A, F#m, G, and D. The third staff contains two measures with chord A, followed by a first ending (1) with chord D, and a second ending (2) with chord D. Fret numbers are indicated below the notes on each staff.

Staff 1: A (2-0-2, 1-4-1), D (2-0-0), Bm (1-2-2, 1-1-), Em (3-1-1, 0)

Staff 2: A (2-1-0, 3-2-1), F#m (2-2), G (3-2-3, 0-1-2), D (0-1-2, 0)

Staff 3: A (3-1, 2-0, 1-2), 1 D (0-0-0, 2), 2 D (0-2, 0-0)

Source: Henrik Norbeck

Transcription: Transcription:Henrik Norbeck(?), chords:Mike Long

>>

West of the River Shannon

Waltz

The musical score consists of six staves of music. Each staff has a guitar chord diagram below it. The chords are labeled D, G, and A. The diagrams use numbers 0-5 to indicate fret positions on the strings. A double arrow '>>' is located on the right side of the page.

Staff 1: Chords D, G, D. Diagrams: 0 0 2 0 1 2 | 1 0 1 | 0 2 3

Staff 2: Chord A. Diagrams: 0 0 0 0 2 4 | 4 2 0 | 1 0 1

Staff 3: Chords D, G, D. Diagrams: 0 0 0 0 1 2 | 1 0 1 | 0 0 0 1

Staff 4: Chords A, D. Diagrams: 2 1 0 0 0 2 | 1 2 1 0

Staff 5: Chords G, D. Diagrams: 2 3 4 5 3 5 | 4 2 1

Staff 6: Diagrams: 0 0 0 0 2 4 | 4 2 0

Musical score for guitar in A major (two sharps). The score consists of seven staves of music with corresponding fret numbers below each note.

Staff 1: Chords A, G, D. Fret numbers: 1, 2, 3, 3, 4, 5, 3, 5, 4, 2, 1.

Staff 2: Chord A. Fret numbers: 0, 0, 0, 1, 2, 1, 0, 0, 0, 2, 1.

Staff 3: Chords D, D. Fret numbers: 0, 2, 3, 4, 5, 4, 2, 0.

Staff 4: Chords G, D. Fret numbers: 1, 0, 1, 0, 2, 3, 0, 0, 0, 0, 2, 4.

Staff 5: Chords A, D. Fret numbers: 4, 2, 0, 1, 2, 3, 4, 5, 4, 2, 0.

Staff 6: Chords G, D. Fret numbers: 1, 0, 1, 0, 0, 0, 1, 2, 1, 0, 0, 2.

Staff 7: Chords A, D. Fret numbers: 1, 0.

>>

Source: Jake from the John Boyle O'Reilly Club, East Springfield, MA
ricker~3.abc
Transcription: Transcription:??, chords:Mike Long

>>

Westphalia waltz

Waltz

G

0 1 2 3 0 1 1 0

D

0 0 1 0 1 6 0 0 1

0 3 2 0 6 3 2 2 3

1

2 1 0 2 0 1 0 2 6

G 2 G

1 1 6 1 0 1 2 2 0 3

0 0 0

G (D)

3 1 0 3 2

>>

(C) G

- - - - -
- - - - -
1 2 3 1 1 0 3 1 0 3

D (C)

6 - 6 - - - -
- 1 - - 0 - - -
- - - - - 1 - 1

D

- - - - -
- - - - -
1 2 3 2 1 0 2 0 1

G

- - 6 - - - -
- 2 - - 1 1 1 - - -
0 - - - - 0 0 - - 0

G

3 - - - -
- - - - -
3 - - -

>>

Book: The Waltz Book
 The Fiddler's Fakebook
 Source: The Fiddler's Fakebook
 Transcription: Transcription, chords:Mike Long

Wind on the heath

Waltz

Alec Sim (Scotland)

D

0 0 1 0 2 3 - -
- - - - - - - - - -

G D A

- 2 0 3 - 2 - 1 2 0
0 - - - - 0 - - - -

D

- 1 0 0 1 0 2 3 - -
- - - - - - - - - -

D A D

- 2 0 2 - 2 1 - - - 2 - 0 -
0 - - - - 0 - - 0 - 0 - -

D

0 - 0 - - - - - - -
- - - 0 1 0 2 3 4 3

G A

- - - 1 2 1 2 - - -
2 1 0 - - - - 0 1 2 0

>>

D
 2 1 0 0 1 0 2 3 4 3

G A D
 2 1 0 1 2 0 1 2 0 1 2 0

D
 0 0 0 1 0 2 3 4 3

G A
 2 1 0 1 2 1 2 0 1 2 0

D A Bm
 2 1 0 0 4 0 2 4 2 1 4 3

D G A D
 2 1 0 1 2 0 1 2 0 1 2 0 0 2

0

>>

Source: Nottingham Music Database
 Transcription: Transcription:?, chords:Mike Long

The Braes of Lochiel

Braigh Loch Iall

Slow Air

(Scotland)

$\text{♩} = 180$

Am G

G Em Am Em G

Am Am

G G Em Am

Em G Am

Chords: Am, G, Em, G

Fret numbers: 1 0 3 1 0 0 4 3 1 0 1 3 3 1 0 1 3 1 0 0 3 4 0 4 4 1 3 1 0 1 3 1 0 1 3 1 0 0 3 1 1 0 1 3 1 0 0 3 1 1 0 1 3 1 0 0

>>

Source: Alasdair Fraser record

Richard Robinson

Transcription: Transcription:Richard Robinson(?), Chords:Mike Long

Farewell to whiskey

Air

Niel Gow (Scotland)

3 1 0 3 - 3 - - 1 1 3 2 1 0 3 - 3 -
 - - - - 1 - 1 0 - - - - - - - 1 - 1

Bm C G C D G D
 - - 1 1 - - - - - - - - 6 - 3 - - 0 3 - - 3 -
 0 - - 0 1 2 3 1 0 - 0 - - 1 0 - 0 1 - - 1 0 - 0

G G
 - 3 3 - 1 6 - - - - - - - - - - - 1 - - 1
 - - - - - - - - - - - - 0 - - 3 - - - - -

C D G C G C G
 6 - - 3 - - 6 - - - - - - - - - - - - - - - - 1
 - 1 0 - 0 1 - - 1 - - - - - - - - - - - - - - - 1
 - - - - - - - - 0 - 3 0 1 3 3 0 1 3 0 -

C D G D G
 6 - - 3 - - 0 3 - - 3 - - - 3 3
 - 1 0 - 0 1 - - 1 0 - 0 1 - - -
 -

>>

Book: Kennedy (has "Ladies' Triumph" as alternate title)
 Gibbon's Collection of Scots tunes
 O'Neill's 1825
 Source: My arrangement from various sources
 Discography: Marie Fielding on Fiddlers Five CD 8
 Transcription: Transcription, arrangement, chords:Mike Long

Galen's arrival

Reel

Alasdair Fraser (Scotland)

The musical score consists of five staves of music in the key of D major (one sharp) and 4/4 time. The notation includes treble clefs, a common time signature, and various note values (quarter, eighth, and sixteenth notes). Chords are indicated by letters above the staff lines, and fret numbers are written below the notes. The score includes repeat signs in the third staff.

Staff 1: Chords: G, Am, C, G, Am. Fret numbers: 0 3 - - - 1 0 1 3 - - 6 - 6 - - 6 1 - - - 6 3

Staff 2: Chords: D, C, D, G, Am, C, G, D. Fret numbers: 2 3 - - 6 0 - - - 3 - - 6 - 6 - - 6 - - - 6 2

Staff 3: Chords: G, D, G, G. Fret numbers: 3 3 2 3 0 1 - - 3 3 2 3 5 4 3

Staff 4: Chords: Bm, C, G, D, G. Fret numbers: - - - - - 6 6 - 6 - - 6 - - - - - 1 - - - - - 1 - - - - - 1 - - - - - 0 3 0 2 3 4 2 3 3 2 3 5 4 3

Staff 5: Chords: Bm, C, G, D, G. Fret numbers: - - - - - 6 6 - 6 - - 6 - 3 - 2 3

>>

Book: ?
 Source: Xerox of uncertain origin
 Transcription: Transcription, chords:Mike Long

The hills of Lorne

Air

Charlie Hunter (Scotland)

Chords: D (A) D G D A D (A) D G A D (A) G D A D

Fret numbers:
 Staff 1: 2 1 0 2 3 - - - - - 0 1 - 0 2
 Staff 2: 1 3 2 1 2 1 0 2 3 - - - - - 0 1 - 1 0 2
 Staff 3: 0 4 3 2 1 0 - - - - - 1 2 0
 Staff 4: 0 - 0 - - - - - 0 - - - - - 0 2 1 4 3 2 1 0 - 0 2
 Staff 5: 1 - - - - - 0 3 4 3 2 1 0 - - - 0

>>

Source: Richard Darsie's web page
 Transcription: Transcription, chords:Mike Long

Mo Ghile Mear

Air

Play AABA

0 0 0 1 - - - - - 3 2 1 2 1 0 1 0
- - - - - 0 1 2 3 2 1 2 1 0 - -

- - 2 1 0 - - - - - - - - - - - - - - -
0 - - - 0 1 2 3 4 5 4 2 1 0 0

-
2 4 4 2 1 0 0 1 2 4 4 2 1 0 1

-
2 4 4 2 1 0 0 1 2 3 2 1 2 1 0 1 0

>>

Book: Whistle and Sing
 Traditional Irish Bagpipe
 Source: Xerox of uncertain origin
 Transcription: Transcription, chords:Mike Long

Mrs Hamilton of the Pitcaithlands

Air
Air

Nathaniel Gow

♩ = 120

Chord progression: A D A D E A D E A A D E A D A

Guitar diagrams (fingerings):

- System 1: A (1 0 - - - -), D (2 4 - - - -), A (1 - - - -), D (0 2 2 1 0 -)
- System 2: E (2 1 1 - - -), A (2 - - - -), D (2 4 1 - - -), A (- - - -), D (- - - -), E (- - - -)
- System 3: A (0 0 - - - -), A (2 - 0 0 - 2 - - - -)
- System 4: D (0 2 2 1 0 -), E (2 2 1 1 - - - -), A (2 - 0 0 - 2 - - - -)
- System 5: D (0 1 2 1 - - - -), E (0 0 - - - -), A (2 - 0 0 - 2 - - - -)
- System 6: D (0 2 2 1 0 -), E (2 2 1 1 - - - -), A (2 - 0 1 4 - - - -), D (2 4 1 - - - -), A (- - - -)

>>

System 1: Chords: D, E, A, A. Tablature: 0 1 2 1 - | - | 1 0 | - - | 2 0 2 - | - - | - - | 2 -

System 2: Chords: D, E, A. Tablature: 4 - 4 1 2 1 0 - | - | 0 2 2 1 0 - | - | - | 1 0 | - - | 2 0 2 - | - - | - - | 2 -

System 3: Chords: D, E, A, A. Tablature: 4 - 4 1 2 1 0 - | - | 0 1 2 1 - | - | - | 1 0 | - - | 2 0 2 - | - - | - - | 2 -

System 4: Chords: D, E, A. Tablature: 4 - 4 1 2 1 0 - | - | 0 2 2 1 0 - | - | - | 1 0 | - - | 2 0 1 4 | - - | - - | - -

System 5: Chords: D, A, D, E, A. Tablature: 2 4 1 - | 2 | 0 1 2 1 | 2 | 0 0

>>

Source: Xerox of uncertain origin
 Transcription: Transcription, chords:Mike Long

The southern breeze

The south wind

Air

(Ireland)

$\text{♩} = 180$

Chords: A, E, A, D, A, A, E, A, D, A, A, E, A, A

Fretboard diagrams (fingerings):

- Staff 1: 0 2 1 0 2 - 2 1 1 1 - 2 1 0 2 1 2
- Staff 2: 0 0 0 - 2 1 0 2 - 2 1 - 6+ 0 1 2 1 0 - - -
- Staff 3: 0 0 0 - - - - - 6+ - - - - - 1 1 1 0
- Staff 4: 2 1 0 2 - 2 1 1 1 - - - 6+ - - 2 - - -
- Staff 5: 2 1 0 - - - 0 1 0 0 0

>>

Book: Session tunes 1

O'Neill's 510

Source: O'Neill's 510

Discography: Joemy Wilson, "Celtic Dreams"

Joanie Madden, "Song of the Irish Whistle"

Transcription: Transcription: Dave Wooldridge, chords: Mike Long

Untitled Air

Air

Em G

D Em Am C

D Em G

D Em Am C

Em Em

G D Em G

1 3 2 0 1 0 1 3 0 1 0 3
- - - - - - - - - - - - - - - -
- - - - - - - - - - - - - - - -

0 3 - - 6 - - 3 1 1
- - 0 1 - - 1 0 - - - -
- - - - 1 - - - - - - - - - -

0 1 3 2 0 1 0 1 3 - - - 3
- - 1 - - - - - - - - - - 0 1 0 -
- - - - - - - - - - - - - - - -

- 3 - - 6 - - 3 1 1 0
- - 0 1 - - 1 0 - - - -
- - - - 1 - - - - - - - - - -

1 - - - - 3 - - - - - - - - - -
- - 1 - - - - 1 2 1 0 1 - - -
- - - - - - - - - - - - - - - -

- - 1 2 - - - - 1 - - 1 0
0 - - - - 0 1 - - 1 - - -
- - - - - - - - - - - - - - - -

>>

Am D Em

3 1 2 0 - 1 3 2 0 1 0 1

- - - - 1 - - - - -

- - - - - - - - - - -

G D Em Am

3 - - - 3 - 3 - - 6 - -

- 0 1 0 - 0 - 0 1 - 1 - 1 0

- - - - - - - - 1 - - - - -

C Em

3 1 1 0 1

- - - - -

- - - - -

Source: Richard Darsie's web page
 Transcription: Transcription, chords:Mike Long

>>

The garden of daisies

Set Dance

(Ireland)

The musical score consists of six staves of music in the key of D major (two sharps) and 4/4 time. Each staff includes a melodic line and a corresponding guitar chord and fretting pattern. The chords used are D, A, G, and D. The fretting patterns are indicated by numbers 0-4 below the staff lines. The score includes a repeat sign in the third staff and a double bar line with a repeat sign in the fourth staff. The final measure of the sixth staff has a double bar line and a repeat sign.

Staff 1: Chords D, G, D, A, D. Fretting: 2 3 4 5 3 5 4 3 2 4 3 2 1 2 0 0 1 2 0 1

Staff 2: Chords D, A, D, G, D, A, D, A. Fretting: 0 1 0 2 0 3 2 3 0 1 0 1 0 2 1 2 3 0 1 2 0 0 0 1 2 0 1

Staff 3: Chords D, D. Fretting: 0 0 0 0 0 1 2 0 1 2 1 2 3 4 2 0 3 4

Staff 4: Chords G, D, A, D, G, A. Fretting: 5 3 4 2 3 1 0 1 2 1 2 4 3 2 1 2 1

Staff 5: Chords D, A, D, A, D, G, D, A. Fretting: 0 0 1 2 0 1 0 1 0 2 3 4 5 3 5 4 3 2 4 3 2 1 2

Staff 6: Chords D, A, D, A, D, G, D, A. Fretting: 0 0 1 2 0 1 0 1 0 3 2 3 0 1 0 1 0 2 1 2 3 0 1 2 0

>>

The image displays a guitar score for a piece in D major. It consists of five systems, each with a treble clef staff and a corresponding line of guitar-specific notation. The notation includes chord diagrams (D, A, G) and fingering numbers (0-5) for each string. The first system has a treble clef and a key signature of two sharps (D major). The second system has a treble clef and a key signature of two sharps (D major). The third system has a treble clef and a key signature of two sharps (D major). The fourth system has a treble clef and a key signature of two sharps (D major). The fifth system has a treble clef and a key signature of two sharps (D major). The score includes various musical notations such as slurs, accents, and a triplet. The guitar-specific notation includes chord diagrams and fingering numbers for each string.

>>

Book: O'Neill's 1797

Source: O'Neill's 1797

Transcription: Transcription:Robert Thorpe, minor arr., chords:Mike Long

The job of journey work

Set Dance

(Ireland)

The musical score consists of six staves of music in the key of D major (two sharps) and 4/4 time. Each staff includes a melodic line and a corresponding fretting diagram for guitar. The fretting diagrams use numbers 0-3 to indicate fingerings and dashes to indicate open strings. Chord names (D, G, C, A) are placed above the notes they apply to. A repeat sign with first and second endings is present in the third staff.

Staff 1: Chords: D, G, C, A, D, G. Fretting: 2 1 0, 2 0, 3 2 3, 6 0 1, 3 0, 2 1 0, 2 0 1 0, 3 2.

Staff 2: Chords: A, D, A, D, D, A. Fretting: 3 1 0, 2 0 1 2 3, 2 3 2 1 2, 0 0 1 2 3, 0 2, 0 0 1 2.

Staff 3: Chords: D, D, G. Fretting: 0 0 0 0, 0 1, 2 1 2, 3 2 1 2. Includes a repeat sign with first and second endings.

Staff 4: Chords: D, A, D, G, D, A, D, G. Fretting: 2 0 0, 0 1, 2 1 2 3 2 1 2, 0 2 0, 2 3, 4 3 2 4 3 2 1 2.

Staff 5: Chords: D, D, G, C, A, D, G. Fretting: 2 0 1 2 1, 0, 3 2 3, 6 0 1, 3 0, 2 1 0, 2 0 1 0, 3 2.

Staff 6: Chords: A, D, A, D, D, A. Fretting: 3 1 0, 2 0 1 2 3, 2 3 2 1 2, 0 0 1 2 3, 0 2, 0 0 1 2.

>>

D

0 0 0 0

Book: Roche 2 n271

O'Neill's 1792

Source: O'Neill's 1792

Transcription: Transcription:Robert Thorpe, minor arr., chords:Mike Long

>>

Poll Ha'penny

Long Dance

(Ireland)

Chords: A G A G A D

Chords: A D A A G

Chords: A D A G

Chords: A D A A G

Chords: A G A

Book: Krassen O'Neill's p208 (as a hornpipe)

O'Neill's 1783

Source: O'Neill's 1783

Transcription: Transcription:Robert Thorpe, chords:Mike Long

Rub the bag

Set dance

(Ireland)

Chord progression: D A Bm

Chord progression: D A

Chord progression: A D D A D

Chord progression: A Bm Em Bm

Chord progression: A Bm D

Chord progression: A A D

>>

Book: O'Neill's 1795

Source: O'Neill's 1795

Transcription: Robert Thorpe, chords: Mike Long

The three captains

Set Dance

(Ireland)

♩ = 110

G D G C G

0 3 3 - 3 - 6 - 2 - 3 3 - 3 - - - 3 3 6 - 6 - - - - 3 3
 - - - 1 - 1 - 0 - 0 - - 1 - 1 - 1 - - - 0 0 1 - 1 - -
 - - - - - - - - - - - - - - - 0 - - - - 1 - - - 0 - - -

C C D G D G C G

- - 6 - - - 3 2 1 0 3 3 - 3 - 6 - 2 - 3 3 - 3 - - - 3 3 6 - 6 - - - - 3 3
 0 1 - 1 0 1 - - - - - 1 - 1 - 0 - 0 - - 1 - 1 - 1 - - - 0 0 1 - 1 - -
 - - - - - - - - - - - - - - - 0 - - - - 1 - - - 0 - - -

C D G G C D

1 6 - - 3 2 3 3 - - - - 6 - - - 6 - - - -
 - - 1 0 - - - - - - - - - 1 0 1 - - - -
 - - - - - - - - - - - 0 3 3 0 - - - - 0 1 2

G C D G D C G C G

- - - - 6 - - - - - - - - - - - 6 - - 6 - - 6 - - 3
 - - 1 - - 0 0 0 - - - - - - - - - 1 - - - 0 1 - - 1 -
 3 3 0 - 0 1 - - - - 3 3 5 3 1 2 3 4 2 0 3 1 1 0 - 0 0 0 - - 0 1 - - - 0 - -

C C D G D G C G

- - 6 - - - 3 2 1 0 3 3 - 3 - 6 - 2 - 3 3 - 3 - - - 3 3 6 - 6 - - - - 3 3
 0 1 - 1 0 1 - - - - - 1 - 1 - 0 - 0 - - 1 - 1 - 1 - - - 0 0 1 - 1 - -
 - - - - - - - - - - - - - - - 0 - - - - 1 - - - 0 - - -

>>

C D G

1 6 - - 3 2 3 3

- - 1 0 - - - - -

- - - - - - - -

Book: O'Neill's 1787

Source: O'Neill's 1787

Transcription: Transcription:Robert Thorpe , minor correction, chords:Mike Long

>>

George Brabazon

Other

Turlough Carolan (Ireland)

G C
 - - - 3 6 - - 3 - 3 6 - - 3 - - 0 0 1 - -
 3 1 0 - - - 0 - - - 1 - - - 1 0 - - 0
 C D C G C D C D
 - - - 6 - - - 6 - - - - - 6 6 - - 3 - - 3 1 0 1 3 -
 0 0 1 - - - - - 1 - - - - - 1 1 0 - 1 0 - - - 0
 1 - - - 0 1 0 - - 3 2 1 1 0 - - - - - - - - -
 G G D
 - 3 3 - - - - - - - - - -
 1 - - - - 3 4 5 3 5 4 2 4
 C C D G D
 - - - - - 6 - - - 6 - - - - - - - - - -
 3 1 3 1 0 - - 1 0 0 1 - - 0 0 - - - - - -
 C C D G
 - - - - - 6 - - - 6 - - 3 0 1 3 - - 3 3
 3 1 3 1 0 - - 1 - 1 0 - - - 0 1 - - -

>>

Book: The Complete Works of O'Carolan
 O'Neill's 657
 Source: The Complete Works of O'Carolan
 O'Neill's 657 =The Complete Works of O'Carolan
 Transcription: Transcription, chords:Mike Long
 Transcription:John Chambers, chords:Mike Long

Carolan's draught

Other

Turlough Carolan (Ireland)

G D G (D) C G

0 3 - - 6 - - - - - - - - - - - - - - - - 1 - 0
 - - 0 1 - - 0 1 2 0 3 2 1 0 0 1 - - 0 -
 -

C D G D C A D A

6 - 6 - - 6 - 3 - - 6 - - - - - - - - - - - - - - - -
 - 1 - 0 1 - 0 - 0 1 - - - - - - - - - - - 2 - - - - - 0 2
 - - - - - - - - - - - 0 1 2 0 3 2 1 0 - 5 4 3 3 2 1 0 - -

D D

-
 0 2 3 4 2 3 4 5 4 3 2

Em C G D Em D

- - - - - - - - - - 6 - - - - - - - - - - - - - - - -
 - - - - - - - - - - 1 - - - - - - - - - - - - - - - -
 1 3 2 1 1 0 - - 1 0 1 2 3 2 3 4 5 4 3 2 1 2 3 4 5 - 5 - 4 - 4 -

Em Bm C D C G C

- 1 - 1 - 1 - 1 - - - - - - - - - - - - - - - - 6 - - 3
 - 3 - 3 - 2 - 2 - - 1 0 1 2 3 2 1 0 1 2 3 2 1 0 - - 1 0 -
 -

G C G D C D

- - - - 0 6 - - 3 2 3 - 2 0 1 2 3 1 2 3 - 2
 - - - - - 1 0 - - - 0 - - - - - - - - - - - 0 - -
 1 0 0 -

>>

G D G D G
 3 - - 3 - - 6 - - - - -
 - 0 1 - 0 1 - 0 - - - - -
 - - - - - - - 0 3 5 4 3 2 3

Book: The Complete Works of O'Carolan n186
 Source: The Complete Works of O'Carolan n186
 Transcription: Transcription, chords:Mike Long

>>

Planxty Davis

Killicrankie

Other

Thomas O'Connellan (Ireland)

D

0 2 - - - 2 3 - 2 - - - - 3 2 1 0 1 2 3
 - - 0 0 1 0 - - 0 0 1 0 1 0 - - - - -
 -

G D

- - - - - - - - - - - - - - - - - 3 2 1 0 1 2 3
 0 0 1 0 - 2 1 1 2 1 0 2 1 0 1 2 1 - 1 0 - - - - -
 - - - - 0 - - - - - - - - - - 0 - - - - - - - - -

G G A D A D G

- 2
 1 1 2 1 - - - - - - - - - - - - - - - 1 1 0 - -
 - - - - 5 5 4 3 5 4 3 1 3 2 1 0 2 1 0 1 2 1 0 - 0 -

D G D A D G D

2 - - - - - 2 - - - - - - - - - - - 2
 - 0 0 1 0 - 2 1 0 1 - 2 - - - - - 1 0 1 2 - -
 - - - - 0 - - - - 0 - 0 1 0 1 2 1 0 - - - - 0 -

A D D

1 0 - - - - - - - - - - - - - - - - - -
 - - - - 2 3 4 4 5 4 2 3 4 3 4 5 4 2 3
 -

G

-
 4 3 2 1 0 1 2 3 4 4 5 4 2 4 5 5 6+ 5 3 4 5 4 5 6+ 5 6+ 5
 -

>>

The image shows a musical score for guitar in D major. It consists of three systems of notation:

- System 1:** Treble clef staff with notes and chords (D, G, G, A, D, A) above. Below the staff are two lines of fingerings: a top line with dashes and a bottom line with numbers (4 3 2 1 0 1 2 4, 5 5 6+5 2 4, 5 4 2 5 4 2 1 3, 2 1 0 2 1 0 1).
- System 2:** Treble clef staff with notes and chords (D, G, D, G, D, A, D) above. Below the staff are two lines of fingerings: a top line with dashes and a bottom line with numbers (2 2, 0 0 1 0, 2 1 0 1 2, 1 0 1 2 1 0).
- System 3:** Treble clef staff with notes and chords (G, D, A, D) above. Below the staff are two lines of fingerings: a top line with dashes and a bottom line with numbers (1 0 1 2, 2, 1, 0).

Book: O'Neill's "Dance Music of Ireland", no. 973
 O'Neill's 1561
 Kerr's First p49
 Source: O'Neill's 1561
 Transcription: Transcription,chords:Mike Long

>>

Hewlett

Planxty Hewlett

Waltz/ Air

Turlough Carolan (Ireland)

The musical score is presented in six systems, each with a treble clef staff and guitar tablature below. The key signature is two sharps (D major) and the time signature is 3/4. Chords are indicated above the staff: D, A, Bm, G, D, D, Em, G, Bm, G, D. The tablature uses numbers 0-3 to indicate fret positions. A repeat sign with first and second endings is present in the third system. A double arrow '>>' is located to the right of the third system.

System 1: Chords: D, A, Bm. Tablature: 0 0 0 0 2 3 0 1 2 0 0 2 2 3

System 2: Chords: G, D, G, D, A. Tablature: 2 1 0 1 0 2 2 3 3 1 0 3 0 2 0 0

System 3: Chords: D, D. Tablature: 0 0 0 0 0 1

System 4: Chord: Em. Tablature: 0 0 0 1 0 0 0 1 0 2 1 0 3 2 3 3 3 0

System 5: Chords: G, D, D. Tablature: 3 3 3 0 3 3 0 1 0 2 0 0 0 2 1 2 3

System 6: Chords: A, Bm, G, D. Tablature: 0 1 2 0 2 1 2 3 4 3 2 1 0 1 0 2 2

G D

3 - - 3 - 2 0 0 0
 - 0 1 - 0 - - - -
 - - - - - - - -

Book: Fiddler's Fakebook
 The Complete Works of O'Carolan
 Source: My arrangement from various sources
 Discography: Chieftain's...
 Transcription: Transcription, arrangement, chords:Mike Long

>>

Lord Inchiquin

Waltz

Turlough Carolan (Ireland)

D

0 - - - - - 2 1 0 - 2 - -
- 0 0 1 2 1 0 1 0 - - - - -

G

- - - - - 3 2 3 - - 3 2
2 1 0 1 0 - - - - - 1 0 - -
- - - - - - - - - - - - - - -

A D

1 - - - - - 2 1 0 2 - -
- 4 3 2 1 0 0 - - - - - 0 2 0
- - - - - - - - - - - - - - -

A

- - - - - 2 1 0 - - 2 1 0
2 1 0 1 0 - - - - - 0 - - -
- - - - - - - - - - - - - - -

D A

0 - - - - - 0 - - - - -
- - - - - - - - - - - 0 1 2 - -
- - - - - - - - - - - 0 1

D A D

- - - - - - - - - - - - - - -
1 0 1 2 0 2 1 0 - - - - -
- - - - - - - - - - - 0 1 2 3 4

A D

- - - - - - - - - - - - - - -
4 5 3 2 0 2 1 0 - - - - -
- - - - - - - - - - - 0 1 2 3 4

>>

The image shows a musical score for guitar in D major, consisting of four systems of notation. Each system includes a treble clef staff with a key signature of two sharps (F# and C#) and a series of numbers below the staff indicating fingerings. Chord names (A, D, G) are placed above the staff to indicate the harmonic structure.

System 1: Chord A. Fingering: 4, 5, 3, 2, 3, 1, 0, 2, 3, 2, 1, 1.

System 2: Chord D. Fingering: 1, 2, 0, 2, 0, 1, 0, 4, 3, 2, 1, 0.

System 3: Chord G, then Chord D. Fingering: 0, 2, 1, 0, 2, 0, 3, 2, 1, 0, 1, 0, 2, 1.

System 4: Chord A, then Chord D. Fingering: 0, 0, 2, 1, 0, 0.

>>

Book: The Complete Works of O'Carolan
 Source: The Complete Works of O'Carolan
 Transcription: Transcription, chords:Mike Long

Colonel John Irwin

Planxty Irwin

Waltz

Turlough Carolan (Ireland)

$\text{♩} = 200$

D G D/A D G D

A D G D/A D G D

A D D

A D A/E G A D G

D/A D G D A D

>>

Book: O'Neill's 677

The Complete Works of O'Carolan

Source: Robinson, Rearranged...

Transcription: Transcription, chords:Mike Long

Mrs. Judge

Other

Turlough Carolan (Ireland)

The musical score for 'Mrs. Judge' by Turlough Carolan is presented in G major and 3/4 time. It consists of seven staves of music with guitar tablature and chord diagrams. The chords used are Em, D, G, Bm, Am, C, and D. The tablature includes various techniques such as triplets and slurs. A repeat sign is present at the end of the sixth staff.

Staff 1: Chords: Em, D, G, D. Tablature: 1 0 - 1 1 3 2 3 2 1 0 - - - 3 2 - 3 2 1

Staff 2: Chords: Bm, Em, G, Em, G. Tablature: 0 - - 1 2 3 - - 6 - - 3 - - - - - 1 - - - 1 2 3 - 3

Staff 3: Chords: D, Em, Em, G, D. Tablature: - - - - - 1 1 - - - - - 3 - - 3 2 3 - 3

Staff 4: Chords: Bm, G, Am, D, Em, C, D. Tablature: 2 1 1 - 3 6 - - - 6 - - 3 - - 3 2

Staff 5: Chords: Em, G, C. Tablature: 1 - 1 3 - - - 6 - - 1

Staff 6: Chords: D, G, C, G, C, G, D. Tablature: - - 3 2 3 - - - - - 1 - - - - - 1 - - - - - 1 - - - - -

Staff 7: Tablature: 1 0 - - - - - 0 1 2 3 - 3 1 2 3 - 3 2 3 4 0 4

>>

Em G D G Bm C

3 2 3 1 5 3 5 1 0 0 1 1 1 3 3 2 1 2 3 2

G C D C G

1 2 1 0 6 6 3 3 2 1 0 1 2 3 0 1 1

D Em D Em

0 1 2 3 1 0 1 1 3 2 1 1

Em (C) Bm D C C D Em

1 3 1 3 3 3 2 1 2 0 2 1 3 3 2 3 1

1 1 0 1 1 0 1 0 1 0 0 0

G D G C D

1 1 3 2 1 0 1 2 3 0 6 6 3 0

0 3 0 3 3 2 1 0 1 2 3 0 1 0 0 0

Bm Em C G G D C D

1 1 1 0 1 0 1 0 3 3 2 0 1 2 3 1 2 3 2

1 1 0 1 0 0 1 0 1 0 0 0 0 0

Bm Em

3 0 1 1 1

>>

Book: The Complete Works of O'Carolan

Source: The Complete Works of O'Carolan

Discography: Chieftain's play this vsn...

Transcription: Transcription,Slight rearrangement, chords:Mike Long

>>

Morgan Magan

Morgan MacGann

Other

Turlough Carolan (Ireland)

♩ = 90

G Am/C

0 0 3 3 - 6 - - 3 - 6 - - - 3
 - - - - 0 - 1 0 - 1 - - - 0 1 - - -
 D G D G D C

3 2 1 2 0 1 2 3 3 2 3 - 3 2 1 0 3 2 3 - - 1 3
 - - - - - - - - - - 0 - - - - - - - - - -
 D G D G C Am

2 0 0 1 2 3 - - 3 - 2 3 - 6 - - 6
 - - - - - - - 1 0 - 0 - - 1 0 0 1 -
 -
 D D C D G D

- - - - 6 - - 3 2 1 2 0 1 2 3 3 - 3 - 2
 - - - - 1 - 1 0 - - - - - - - - - - 0 - 0 -
 0 1 0 - - - - - - - - - - - - - - - - -
 G G

3 - - 6 - - - 3 - 6 - - - 6 - - -
 - - 1 - - - - - 1 - - - 1 0 - 1 0 1 - - 1
 3 - - - 0 3 - - - 0 1 0 - - - - 1 0 1 - - 0 -

>>

C G C G D C

 - 6 - - 6 - - 3 2 0 0 3 2 1 6 6 0
 - - - 1 - 0 - - - - - - - - - - - - -
 1 - 0 - - - - - 0 - - - - - - - - - - -

D G C

 1 6 6 1 2 0 0 - 3 2 3 1 2 0 - 6 - - - - - 6 -
 - - - - - - - 0 - - - - - - 1 - - 1 - - - - 1
 - - - - - - - - - - - - - - - 0 - 0 1 0 - -

C D G D G

 6 - - 3 2 3 - 2 0 3 - 3 - 2 3
 - 1 0 - - - 0 - - - 0 - 0 - - -
 - - - - - - - - - - - - - - - -

Book: The Complete Works of O'Carolan

Source: The Complete Works of O'Carolan

Robinson

Mike Long

Transcription: Transcription, arrangement, chords:Mike Long

>>

Mrs. Maxwell

Planxty Madam Maxwell

Air

Turlough Carolan (Ireland)

$\text{♩} = 90$

Chord progression: D A D A/E A

Chord progression: D G A D

Chord progression: D G D

Chord progression: A D G D A G

Chord progression: A D A D A G

Chord progression: A D A G G A

>>

D

0 - -

0 - -

Book: The Complete Works of O'Carolan

The Irish Collection

Source: My arrangement from various sources

Transcription: Transcription, arrangement, chords:Mike Long

>>

John O'Connor

Planxty Connor

Planxty Mrs. O'Connor

Other

Turlough Carolan (Ireland)

3 3 2 1 0 1 2 3 - - 3 6 - - 3 6 -
 - - - - - - - - 0 1 - - 0 1 - - 0
 - - - - - - - - - - - - - - - - -

G C D C D G
 - 6 - 1 2 3 - - 3 2 1 0 1 2 3 - 2 0 3 3
 1 - - - - - 0 1 - - - - - - - - 0 - - - -
 - - 0 - - - - - - - - - - - - - - - -

G D G C (Am)
 - - - - - - - - - - 6 6 6 - 6
 0 0 0 1 2 3 3 - - - - 0 - -
 - - - - - - - - - - - - - - - - -

C G C G (D) C D
 - - - - 6 6 - - - 6 - 0 0 1 2 3 - 2 0
 1 3 0 - - 1 - - 1 0 - 0 - - - - - 0 - -
 - - - - - - - - - - - - - - - - -

G G D
 3 3 - - 3 1 1 3 1 - 2 0 0 2 0
 - - - - 1 - - - - - - - - 0 - - - -
 - - - - - - - - - - - - - - - - -

C D G C
 1 2 3 - - 3 2 0 - - - 3 - - - - -
 - - - 0 1 - - - - - - - - 1 - - - -
 - - - - - - - - - - - - 0 1 0 0 - - 1 2 1 1 2 3

>>

G D G
 - 6 - - 3 2 3 3
 - - 1 0 - - - -
 0 - - - - - -

Book: The Complete Works of O'Carolan

O'Neill's 666

The Irish Collection

Source: My arrangement from various sources

Transcription: Transcription, arrangement, chords:Mike Long

>>

Mrs. Power

O'Carolan's concerto

Other
Arr. O'Neill

Turlough Carolan (Ireland)

0 1 2 - - - - 2 1 0 1 - 0 - 0 1 - 0 0 - 0

G A D A D G D

1 2 - - - 2 1 0 -

G A G F#m Em

3 2 1 0 0 - - - 1 - 1 - - 1 - 1 0 - 0 - - 0 - 0 3 - 3 - 3 - 3 - - - 3 - 3 - - - -

A D A D G D A

2 1 2 0 - - - 0 - - - 2 3 - 2 1 2 3 1 2 3 - 2 3 - - 3 - - - - - - - - - -

D D D A

0 - - - - 0 5 4 3 2 1 0 4 - - 4

G A D A G D

1 - 1 0 1 2 - - - 2 1 0 - - - - - - 2 1 2 - - - 1 - - - 0 - - - -

- 3 - - - - 0 1 - - - 0 0 2 1 0 - - - 4 4 4 - 3 3 3 - 2 2 2

>>

A G D A A

1 0 - - - 4 4 4

D Em F#m G

0 - 2 - 0 - 2 - 3 1 - 1 3 1 - 1 2 - - - - 3 2 1 2 3 - - - -

- 0 - 0 - 0 - 0 - - - 1 - - - 1 - - 0 - 2 1 0 - - - - 0 1 2 - -

- 0 1

D A D

- -

0 - - - - - 2 - - - - - 0 - - - - -

- 0 2 1 0 - 0

Book: O'Neill's 633

Source: O'Neill's 633

Transcription: Transcription, chords:Mike Long

>>

Fanny Power

Waltz

Turlough Carolan (Ireland)

$\text{♩} = 210$

Chords: G C (Am) D D C G Am D G G Am D G C D G D G

Fretting numbers (from top to bottom staff):

Staff 1: 3 3 0 3 - - 6 - - 3 2 1 0 1 0

Staff 2: 2 3 - 6 - - 3 - 6 - - - 3 2 1 0 0 1 2

Staff 3: 3 3 - - - 1 - - 6 - - 6 - -

Staff 4: 3 - 3 3 - - - 6 - - 6 - - - 0 1 0 0 1 - 6 - 6 - - -

Staff 5: - - - - 6 - - 3 - 6 2 3 3

>>

Book: O'Neill's 673

The Complete Works of O'Carolan

Source: My arrangement from various sources

Transcription: Transcription, arrangement, chords: Mike Long

Si Bheag Si Mhor

Sheebeg and Sheemore

Waltz/ Air

Turlough Carolan (Ireland)

♩ = 160

D G D G A

D G D A D G A

D D

G D A D Bm G D

G D G A D

>>

Book: The Complete Works of O'Carolan

Source: robins~1.abc

The Complete Works of O'Carolan

Transcription: Transcription, chords:Mike Long

An dro 1

Reel

(Brittany)

Chords: Bm, D, A, Bm, A, A, Bm, Bm, A, A, Bm

Tablature (Staff 1):
 1 - - - - - 1 2 - - - 2 1 0 1 - 2 0 1 0 - 0
 - 2 2 1 2 1 0 2 1 2 0 - - 0 1 0 - - -

Tablature (Staff 2):
 1 - 2 0 1 0 1 - 2 1 0 0 0 1 2 - 2 1 1 0
 0 - - - - - 0 - - - - - 0 - - - - -

Tablature (Staff 3):
 1 - 2 1 0 0 0 1 2 - 1 0
 - 0 - - - - - - - - 0 - - - - -

>>

Source: Claus Steinort, Ir-Trad, 3/97

oneila~1.abc

Transcription: Transcription:??, chords:Mike Long

An dro 2

Reel

(Brittany)

Chords: Bm, A, Bm, A, Bm, A, Bm, Bm, A, A, Bm, Bm, A, A, Bm

Fret numbers:
Staff 1: 1 - - - 1 0 - 0 - 1 - - - 1 0 - -
Staff 2: 1 2 - 1 2 2 - - - 2 1 2 - 1 2 - -
Staff 3: 2 - 0 1 - 1 -

>>

Source: From Jeff

Transcription: Transcription, chords:Mike Long

Bill Malley's barndance

Barndance

APB Martin Hayes

The musical score is written for guitar in the key of G major (one sharp) and 4/4 time. It consists of five staves of music. Chords are indicated above the notes: G, D, G, C/G, D, G, C, G, D, C, G, G, C/G, D, G. Fret numbers are written below the notes, including triplets and sixteenth notes. A repeat sign is present in the third staff. A double arrow symbol (>>) is located to the right of the third staff.

Source: Martin Hayes, Under the Moon

Discography: Martin Hayes, Under the Moon

Transcription: Transcription, chords:Mike Long

The fandango

Jig

The musical score for 'The Fandango' jig is presented in five staves. Each staff contains a line of music in treble clef with a key signature of two sharps (F# and C#) and a 6/8 time signature. Chord names are placed above the notes, and fret numbers are placed below the notes. The chords used are D, G, Bm, A, and (A). The fret numbers are as follows:

- Staff 1: D (0 0 0 2 0), G (1 3 2 3 0), D (0 0 0), Bm (2 0 4 2 0)
- Staff 2: D (0 0 0 2 0), G (1 3 2 3 0), D (0 0 0), A (3 1 4 2 0), D (0 0 0)
- Staff 3: D (4 5 4 2), (A) (0 0 2 0 2), D (0 4 5 4 2 0)
- Staff 4: G (1 3 1 3 0), D (4 5 4 2 0), G (1 3 2 0), (Bm) (1 0 1 2), A (0 1 2)
- Staff 5: D (0)

>>

Book: The Barnes book of English country dance tunes
 Transcription: Transcription, chords:Mike long

The girl I left behind me

The rambling laborer
I love my love in the morning
As slow our ship

Other

(England, Ireland)

♩ = 120

Chords: G C G D G C D G G G D G C D G

Fret numbers:
 Staff 1: 3 2 1 0, 1 3, 0 1 0 3 1 0, 3 3 3 0 1
 Staff 2: 0 1 3 2, 1 0 1 3, 0 1 0 3 1 3, 2 0 0 1 2
 Staff 3: 3 3, 3 0, 1 0 1 2
 Staff 4: 3 0 1 0, 1 1 0 1 0 1 2, 3 4 3 2 3 2, 1 0 1
 Staff 5: 0 1 0 3 1 3, 2 0 0 1 2, 3 3

>>

Book: O'Neill's 299

Kerr's Third p41

Transcription: Transcription, arrangement, chords:Mike Long

Independence Trail

Slide

Alasdair Fraser

0 1 2 3 3 - - 6 6 - - - 3 - - - 3 2 1 - - - 3 -
 - - - - - 0 1 - - - 1 0 1 0 - 0 1 0 - - - - 1 0 - -
 - 1 0 - - -

3 - - 6 - - - - - - - - - - - - - - - - - 6 - 6 - 6
 1 1 0 - 0 1 - - - - - - - - - - - - - - - - - - 6 - 6 - 6
 - - - - - 0 1 1 3 2 1 0 1 2 3 2 0 1 0 0 - - - - -

3 0 1 6 6 - - - 3 2 3 3 - - - - - - - - - - -
 - 1 - - - - - 1 0 1 0 - - - - - 1 - - - - - - - - -
 0 - - - - - - - - - - - - - - - - - 0 3 2 0 1

3 1 3 3 2 3 3 1 0 3 3 - - - - - - - - - - -
 - - - 1 0 - - - - - - - - - - - - - - 0 1 0 0 1 - - - - -
 0 1 3 - - - - - - - - - - - - - - - - - 0 3 2 0 1

6 6 - 6 - 6 - 3 0 1 6 6 - - - 3 2 3
 - - - 1 - 1 - - 1 - - 1 - - - - 1 0 1 0 - - - -
 0 0 - - - - - 0 - - - - - - - - - - - - - - - - -

Source: SF Scottish Fiddlers handout
 Transcription: Transcription, chords:Mike Long

The knocking hornpipe

Hornpipe

Chords: G C G D G C

Chords: G D G G C G D G C

Chords: G G C

Chords: G G C G D G G C

Chords: G G C G

Book: Kerr's Second p 45
 Source: Kerr's Second p 45
 Transcription: Transcription, chords:Mike Long

Lucy Farr's

Barndance
(Barndance)

APB Martin Hayes

A A D A A A E

- - - - - 2 1 - - - - -
0 0 0 1 2 0 - - 2 2 2 - - 2 1
- - - - - - - - - - - - - - - 0 1 - -

APB Martin Hayes

A A D A A E A

- - - - - 2 1 1 2 - - - - -
2 - - 2 0 0 1 2 0 - - - 0 1 2 - - 2 1 0 0
- 0 1 - - - - - - - - - - - 1 1 - - - -

APB Martin Hayes

A A D A A

- - - - - 2 1 1 2 - - - - -
2 - - 2 0 0 1 2 0 - - - 0 1 2 - - 2
- 0 1 - - - - - - - - - - - 1 1 -

APB Martin Hayes

A E A A D A A

- - - - - 2 1 1 2 - - - - -
2 1 1 2 - - 2 0 0 1 2 0 - - 1 2 - - 2
- - - - - 0 1 - - - - - - - - - - - 1 1 -

APB Martin Hayes

E A

- - - - -
1 0 0
- - - - -

Source: Martin Hayes, Under the Moon
Discography: Martin Hayes, Under the Moon
Transcription: Transcription, chords: Mike Long

>>

Music for a found harmonium

Other

Simon Jeffes (France)

D

A D A

D G A D

D

A D A

D G A D

F F E F

>>

F E Gm

- 2 1 2 1 :|| 2 - 2 0 2 3 2 2
 2 - - - - - - - 1 - - - - - - -
 - - - - - - - - - - - - - - - - -

- 2 0 2 3 2 2 - 2 1 2 3 1 2 - 2 1 2 3 1
 1 - - - - - - - 1 - - - - - - - 1 - - - - - - -
 - - - - - - - - - - - - - - - - -

A

3 - 3 1 3 - 3 3 - 3 1 3 - 3 3 - 3 1 3 - 3 3
 - 2 - - - 2 - - 2 - - 2 - - 2 - - 2 - - 2 - -
 - - - - - - - - - - - - - - - - -

D

- 3 1 3 - 3 :|| 0 2 0 3 0 2 0 0 0
 2 - - - 2 - - - - - - - - - - - -
 - - - - - - - - - - - - - - - - -

A D

2 0 3 0 2 0 - 0 2 0 3 0 2 0 0 0 1 0 - 0 2 0 0
 - - - - - 2 - - - - - - - - - - - 2 - - - - -
 - - - - - - - - - - - - - - - - -

A D G A

0 1 0 - 0 1 0 - 0 2 0 6 0 2 0 6 0 3 0 - 0 3 0 - 0
 - - - 2 - - - 2 - - - - - - - - - - - 1 - - - 2 - -
 - - - - - - - - - - - - - - - - -

D F

2 0 0 0 0 0 :|| 2 - 2 1 2 3 2 2
 - - - - - - - - 2 - - - - - - -
 - - - - - - - - - - - - - - - - -

>>

F E F F E

- 2 1 2 1 2 - 2 1 2 3 2 2 - 2 1 2 1
 2 - - - - - 2 - - - - - 2 - - - - -
 -

Gm

2 - 2 0 2 3 2 2 - 2 0 2 3 2 2 - 2 1 2 3 1 2
 - 1 - - - - - 1 - - - - - 1 - - - - -
 -

A

- 2 1 2 3 1 3 - 3 1 3 - 3 3
 1 - - - - - - - 2 - - - - - 2 - - - - -
 -

- 3 1 3 - 3 3 - 3 1 3 - 3 3 - 3 1 3 - 3
 2 - - - 2 - - - 2 - - - 2 - - - 2 - - - 2 - - -
 -

D

0 2 0 3 0 2 0 0 0 2 0 3 0 2 0 - 0 2 0 3 0 2 0 0 0
 - - - - - - - - - - - - - - - 2 - - - - -
 -

A D A

1 0 - 0 2 0 0 0 1 0 - 0 1 0 - 0
 - - 2 - - - - - - - 2 - - - 2 - -
 -

D G A D

2 0 - 0 2 0 - 0 3 0 1 0 - 0 3 0 2 0 0 0 0 0
 - - 2 - - - 2 - - - - - 2 - - - - -
 -

>>

D

0 2 0 3 0 2 0 0 0 2 0 3 0 2 0 - 0 2 0 3 0 2 0 0 0

- - - - - - - - - - - - - - - 2 - - - - - - - - -

- -

A D A

1 0 - 0 2 0 0 0 0 1 0 - 0 1 0 - 0

- - 2 - - - - - - - - - 2 - - - 2 - -

- -

D G A D

2 0 - 0 2 0 - 0 3 0 1 0 - 0 3 0 2 0 0 0 0 0

- - 2 - - - 2 - - - - 2 - - - - - - - - - - - - -

- -

A D G A

0 1 0 - 0 1 0 - 0 2 0 - 0 2 0 - 0 3 0 1 0 - 0 3 0

- - - 2 - - - 2 - - - 2 - - - 2 - - - - 2 - - - -

- -

D

2 0 0 0 0 0

- -

- -

>>

Source: Penguin Cafe Orchestra: "Broadcasting from Home" (EG Records 1984)

ricke~11.abc

Transcription: Transcription:??, chords:Mike Long

This is the whole thing as played on the album.

My love is but a lassie yet

Polka or Reel

(Scotland)

♩ = 140

Chord progression: D, A, D, G, A, D, G, A, D

Fretboard diagrams for each staff:

- Staff 1: D (0 2 - - 0 0 - - 0 2 -)
- Staff 2: A (1 1 - - 0 2 -), D (0 2 -), G (1 - - - 2 1 0 1 2 -), A (- 2 1 0 1 2 -)
- Staff 3: D (2 0 0 - - 2 3 4), D (2 3 2 3 4), G (2 3 2 3 4), A (5 1 1 2 3 4), D (2 3 4 2 3 1), G (2 3 1)
- Staff 4: D (2 0 1 - 2 1 0 1 2 -), A (0 - - - 0 1 -), G (2 0 0 - 2 1 0 1 2 -), D (2 0 0 - 2 0 0)

Book: Aird's Airs and Melodies vol 2

Kerr's First p22

Source: Kerr's First p22

Transcription: Richard Robinson(?), Chords: Mike Long

Our cat has kitted

Hornpipe
(Hornpipe)

(England)

$\text{♩} = 80$

G D A G A D G D A

3 2 1 0 2 4 5 1 1 0 - - 3 2 1 0 2 4 - 0 0 - - 3 - 2 - 1 1 - - - -
 - - - - - - - - 2 0 - - - - - 0 - 0 - - - 1 - 0 - - - - 2 0
 - 1 1 0 - -

G D A D

3 - - 2 - - 1 0 - - - - - 2 0
 - 1 - - 0 - - - - - 0 - - -
 - - - - - - - 0 0 - - - -

Source: Alan (and, from the Kershaw Manuscript book)

Richard Robinson

Transcription: Transcription:Richard Robinson(?), Chords:Mike Long

>>

The porcupine bit

The 8 1/3p Bit

Other

Wanda Downtown (England)

Leeds

The musical score is written in treble clef with a key signature of two sharps (F# and C#) and a time signature of 10/8. It consists of three systems of notation, each with a melody line and a corresponding line of chords and fingerings.

System 1: Chords are A, G, A, D, A, G, G, A. Fingerings include 00-0010, 00-00, 00-0010, and triplets (3-3).

System 2: Chords are A, (D), G, A, (D), G, A, (D), G. Fingerings include 1444, 231, 1444, 234, 1444, 231.

System 3: Chords are (D), G, A. Fingerings include 013, 10, 0.

>>

Source: Carol Turner

Richard Robinson

Transcription: Transcription:Richard Robinson(?), Chords:Mike Long

The rakes of Mallow

Reel

(Scotland, England)

♩ = 120

3 - 3 - 3 - 6 - - 3 2 - 2 - 2 - 2 - 6 -
 - 1 - 1 - 1 - 1 0 - - 0 - 0 - 0 - - 1 0
 - - - - - - - - - - - - - - - 0 - - -

3 - 3 - 3 - - - 6 - - 3 2 3 - 6 - 3 3
 - 1 - 1 - 1 - 1 - 1 0 - - - 0 - 1 - -
 - - - - - - 0 - - - - - - - - - - -

- - - - 6 - 6 - - - - 6
 3 2 1 0 - - - 0 3 2 1 0 - -
 C D G G D C D

- - - 6 6 - 6 - - 3 2 3 - 6
 1 - 0 - - - - 1 - - - 1 0 - - 0 -
 - 3 - 3 2 1 0 - - - 0 - - - - -

- - 3 3
 1 - -
 - - -

>>

Book: Aird's Airs and Melodies vol 2
 Kerr's Third p41
 Source: Kerr's Third p41
 Transcription: Transcription:, Chords:Mike Long

Some say the devil is dead

Fling
(Fling)

♩ = 150

Chords: G C G G D G

Chords: G C G G D G

Chords: G C G (C) G D G

Fret numbers: 0 0 1 3 - - - 3 1 1 6 1 1 0 0 1 3 - - 6 - - - 3

Fret numbers: - - - 0 1 0 - - - - - - - - - 0 1 - - - 1 0 - -

Fret numbers: - - - - - - - - - - - - - - - 0 1 0 - - -

Fret numbers: - - 6 - 6 - - - - - - - - - - - 6 - 6 - - 3 - - 3 - 3

Fret numbers: 0 0 - - - 0 1 1 0 1 2 3 0 0 - - - 0 - - 0 1 - 0 - -

Fret numbers: - - 6 - 6 - - - - - - - - - - - 3 - - 3 - 3

Fret numbers: - - - 1 - - - - - - - - - - - 1 - 0 1 - 0 - -

Fret numbers: 0 0 - - - 0 1 1 0 1 2 3 0 1 3 0 1 2 3 0 - - - - - - -

>>

Book: Irish Traditional Music Session Tunes
 Source: pubsc0~4.abc- Irish Traditional Music Session Tunes
 Transcription: Transcription, chords:Mike Long

Index

| | |
|-------------------------------------|------|
| 42 pound cheque, The | 518 |
| 69th Street | 543 |
| A fig for a kiss | 882 |
| A trip to Pakistan | 315 |
| Aberdeen Alternative Festival march | 909 |
| academy jig, The | 554 |
| Ah! Sure such a pair | 555 |
| ale is dear, The | 342 |
| Alec Dan MacIsaac's | 401 |
| Alexander's hornpipe | 429 |
| Alley Crocker | 343 |
| Amelia's waltz | 935 |
| An dro 1 | 1018 |
| An dro 2 | 1019 |
| Apples in winter | 556 |
| Around the world | 1 |
| Ashokan farewell | 937 |
| ass in the graveyard, The | 939 |
| Athole cummers, The | 402 |
| Atholl highlanders | 557 |
| Austin Barrett's | 559 |
| Ballintore fancy, The | 849 |
| Ballydesmond polka 1 | 501 |
| Ballydesmond polka 2 | 502 |
| Ballydesmond polka 3 | 503 |
| Ballyhooley | 561 |
| Ballyvourney polka 1 | 505 |
| Ballyvourney polka 2 | 506 |
| Bank of Ireland, The | 2 |
| Banshee, The | 3 |
| Bantry Bay | 430 |
| Barney Brallaghan | 869 |
| Barrel Rafferty | 4 |
| Barrowburn reel, The | 5 |
| battering ram, The | 562 |
| Because he was a bonny lad | 344 |
| Belfast chicken | 6 |
| Belfast hornpipe, The | 431 |
| belles of Clonallan, The | 433 |
| Big John McNeil | 7 |
| Bill Malley's barndance | 1020 |
| Bill Sullivan's | 507 |

| | |
|--------------------------|-----|
| Billy Brocker's | 8 |
| Billy's a bonny lad | 508 |
| black haired lass, The | 9 |
| black rogue, The | 564 |
| Blackberry quadrille | 566 |
| Blackbird, The | 434 |
| Blackeyed Bidy | 567 |
| blackthorn stick, The | 568 |
| blarney pilgrim, The | 569 |
| blooming meadows, The | 571 |
| Blue Bonnet's Jig | 573 |
| Bluemont waltz | 940 |
| Bobby Casey's | 10 |
| Bobby Casey's | 574 |
| Bog an Lochan | 403 |
| Boil the breakfast early | 11 |
| Boiled goats' milk | 575 |
| Bold John O'Leary | 576 |
| bonnie boy, The | 13 |
| Bonnie Charlie | 405 |
| Bonnie Kate | 14 |
| Bonny Doon | 577 |
| Book of Rights, The | 578 |
| Bouchaleen bawn, The | 579 |
| boy in the gap, The | 16 |
| boys of Bluehill, The | 435 |
| boys of Clones, The | 580 |
| boys of Malin, The | 17 |
| boys of the lough, The | 18 |
| boys of the town, The | 581 |
| Braes of Lochiel, The | 977 |
| braes of Mar, The | 406 |
| Break yer bass drone | 345 |
| Brenda Stubbert's | 20 |
| Brian O'Lynn 2 | 582 |
| brides favorite, The | 583 |
| Brose and butter | 870 |
| Brosna slide 1 | 850 |
| Brosna slide 2 | 851 |
| Brosnan's | 22 |
| brown coffin, The | 436 |
| Bruise Hill | 509 |

| | |
|--|-----|
| bucks of Oranmore, The | 23 |
| Bunker Hill | 25 |
| burnt old man, The | 585 |
| bush on the hill, The | 587 |
| butcher's apron, The | 27 |
| Butter and peas | 28 |
| butterfly, The | 871 |
| Buttermilk Mary | 588 |
| Byrne's hornpipe | 437 |
| Caledonian march | 911 |
| Callaghan's | 438 |
| Calliope House | 589 |
| Campbells are coming, The | 591 |
| Captain Campbell | 408 |
| Captain MacKenzie | 409 |
| Carolan's draught | 996 |
| Carolynn's waltz | 942 |
| Carraroe | 592 |
| Casey the whistler | 29 |
| Castle Kelly | 30 |
| Castleconnell lasses | 31 |
| Castletown Connors | 593 |
| cat that ate the candle, The | 32 |
| cat's rambles to the child's saucepan, The | 852 |
| Cathy's favourite | 510 |
| chanter's tune, The | 913 |
| Charlie Lennon's | 945 |
| Chase me Charlie | 853 |
| Cherish the ladies | 594 |
| choice wife, The | 872 |
| Christmas eve | 33 |
| Christy Barry's 1 | 597 |
| Christy Barry's 2 | 598 |
| Clachan, The | 410 |
| Clare polka 1 | 511 |
| Clare polka 2 | 512 |
| clock in the steeple, The | 35 |
| Close to the floor | 599 |
| clumsy lover, The | 36 |
| Coachman's whip | 38 |
| cock and the hen, The | 874 |
| cock o' the north, The | 600 |

| | |
|-------------------------------|------|
| Coire an Lochan | 346 |
| Coleman's 1 | 875 |
| Coleman's 2 | 876 |
| Coleman's Cross | 602 |
| college groves, The | 39 |
| Colonel | 41 |
| Colonel John Irwin | 1004 |
| Colonel Rodney | 42 |
| Come up stairs with me | 877 |
| Come west along the road | 43 |
| Coneflower waltz, The | 946 |
| Congress reel, The | 44 |
| Connachtman's rambles, The | 603 |
| Connemara stockings, The | 45 |
| Connie the soldier | 604 |
| contradiction, The | 47 |
| convenience, The | 49 |
| Cooley's reel | 50 |
| copperplate, The | 51 |
| corner house, The | 52 |
| Courting them all | 53 |
| Courtney's favorite | 605 |
| Craig's pipes | 54 |
| Cronin's rambles | 439 |
| Cronins | 55 |
| crooked road (to Dublin), The | 56 |
| Cross the fence | 57 |
| Crossing the channel | 878 |
| Crossing the Shannon | 59 |
| Crowley's | 60 |
| Cuckoo's nest 1, The | 440 |
| Cuil Aodha jig, The | 607 |
| Cuil Aodha slide | 854 |
| cup of tea, The | 61 |
| curlew, The | 608 |
| Curragh races, The | 63 |
| curvy road to Corinth, The | 64 |
| Cutting ferns | 411 |
| Cutty Sark | 347 |
| Cuz Teehan's favorite | 855 |
| Dan O'Keefe's slide | 856 |
| Dan Sullivan's favourite | 441 |

| | |
|--------------------------------|-----|
| Dan the cobbler | 610 |
| Dance around Molly | 65 |
| dance of the honeybees, The | 442 |
| dancingmaster, The | 611 |
| Dandy Denny Cronin | 66 |
| Daniel O'Connell | 612 |
| Dark girl | 513 |
| dark girl dressed in blue, The | 857 |
| dear little island, The | 613 |
| Denis Lanctot's | 67 |
| Dennis Murphy's | 514 |
| Dever the dancer | 879 |
| Devil's dream | 348 |
| Dha Phort | 515 |
| Dick Gossip's reel | 68 |
| Dick Sullivan's favorite | 614 |
| Dingle regatta, The | 616 |
| Dinky Dorian's | 350 |
| Dinny Delaney's | 858 |
| Dinny O'Brien's reel | 69 |
| Doctor O'Neill | 618 |
| Donald McLeod's reel | 352 |
| Dowd's #9 | 72 |
| Down the broom | 73 |
| Dr. Gilbert's | 70 |
| Dr. Taylor | 71 |
| Drag her round the road | 74 |
| Drive home the mainlanders | 353 |
| Drops of brandy | 880 |
| Drowsy Maggie 1 | 75 |
| Drowsy Maggie 2 | 77 |
| drunken landlady, The | 78 |
| drunken piper, The | 914 |
| Dundee | 354 |
| Dunmore lasses, The | 79 |
| Dunphy's | 443 |
| Earl Grey | 412 |
| Earl's chair, The | 80 |
| East Neuk of Fife | 355 |
| eavesdropper, The | 621 |
| echo, The | 444 |
| Egan's | 516 |

| | |
|---------------------------|------|
| Eight o'clock train | 356 |
| Elizabeth Kelly's delight | 881 |
| end of the day, The | 622 |
| Fair and forty | 81 |
| fair maidens, The | 445 |
| Fairies' hornpipe, The | 446 |
| Fairy Queen, The | 447 |
| Famous Ballymote | 82 |
| fandango, The | 1021 |
| Fanny Power | 1016 |
| Far from home | 83 |
| Farewell to Erin | 84 |
| Farewell to Gurteen | 624 |
| Farewell to Ireland | 85 |
| Farewell to London | 87 |
| Farewell to the creeks | 916 |
| Farewell to whiskey | 517 |
| Farewell to whiskey | 978 |
| farewell, The | 623 |
| Fasten the leg in her | 625 |
| Father Dollard's favorite | 626 |
| Father Dollard's hornpipe | 448 |
| Father Jack Walsh | 627 |
| Father Kelly's 1 | 89 |
| Father Kelly's 2 | 90 |
| Father Kelly's jig | 628 |
| Father O'Flynn | 630 |
| Felix the wrestler | 632 |
| Female rake, The | 634 |
| Fermoy lasses, The | 91 |
| ferry, The | 635 |
| Fisher's hornpipe | 449 |
| Fisherman's island | 92 |
| fisherman's widow, The | 636 |
| flax in bloom, The | 93 |
| flowers of Edinburgh, The | 451 |
| flowing tide, The | 452 |
| four-hand reel, The | 94 |
| fox chased, The | 95 |
| foxhunter's jig, The | 883 |
| foxhunter's reel, The | 96 |
| Foxy Mary | 638 |

| | |
|----------------------------------|------|
| Fraher's | 639 |
| Fred Finn's | 98 |
| Free and easy | 640 |
| Freedom for Ireland | 519 |
| frieze britches, The | 642 |
| frog in the well, The | 644 |
| frost is all gone, The | 646 |
| Fyrish reel, The | 99 |
| Galen's arrival | 979 |
| Gallagher's frolic | 647 |
| Galway hornpipe, The | 453 |
| gander in the pratie hole, The | 648 |
| garden of daisies, The | 987 |
| Garrett Barry's | 649 |
| Garrett's wedding | 884 |
| Garry Owen | 918 |
| gatehouse maid, The | 100 |
| geese in the bog, The | 650 |
| Gentle maiden | 948 |
| George Brabazon | 995 |
| George the IV | 413 |
| Gillan's apples | 651 |
| Gillie Callum | 414 |
| Gingerhog's #2 | 885 |
| girl I left behind me, The | 1022 |
| girl of the house, The | 653 |
| girls of Banbridge, The | 654 |
| glass of beer, The | 101 |
| glen cottage 1, The | 521 |
| Glen Ogle | 357 |
| glen road to Carrick, The | 102 |
| Glen Tilt Lodge | 358 |
| Gobby O, The | 655 |
| Going to Donnybrook | 656 |
| Going to the well for water | 859 |
| golden keyboard, The | 104 |
| goodnatured man, The | 454 |
| Gowrie | 415 |
| gravel walks, The | 105 |
| green flag flying before us, The | 919 |
| green groves of Erin, The | 107 |
| green meadow, The | 658 |

| | |
|------------------------------------|------|
| Greig's pipes | 359 |
| groom in his shirt, The | 108 |
| hag at the churn, The | 660 |
| hag with the money, The | 661 |
| Hardiman the fiddler | 886 |
| harvest home, The | 455 |
| Harvey Street hornpipe, The | 456 |
| Haste to the wedding | 662 |
| Haud the lass till I come at her | 360 |
| hearty boys of Ballymoate, The | 663 |
| heathery breeze, The | 109 |
| Heathery cruach | 110 |
| Heave and go | 522 |
| Hedigan's fancy | 887 |
| Hewlett | 1000 |
| Hide and go seek | 664 |
| high road to Galloway, The | 111 |
| high road to Linton, The | 361 |
| Highland black laddie | 362 |
| Highlander's kneebuckle, The | 860 |
| highlander, The | 665 |
| highlandman kissed his mother, The | 363 |
| hills of Clogher, The | 112 |
| hills of Lorne, The | 980 |
| hole in the hedge, The | 666 |
| holly bush, The | 113 |
| home ruler, The | 457 |
| Honey moon | 114 |
| Hooligan's jig | 667 |
| House of Gray, The | 668 |
| How is your mother? | 669 |
| How much has she got? | 670 |
| Hughie Shorty's reel | 115 |
| humours of Ballingarry, The | 671 |
| humours of Ballyloughlin, The | 672 |
| humours of Drinagh, The | 674 |
| humours of Ennistymon, The | 675 |
| humours of Kesh, The | 677 |
| humours of Kilclogher, The | 678 |
| humours of Listowel, The | 523 |
| humours of Scartaglen, The | 117 |
| humours of Tralibane, The | 679 |

| | |
|--|------|
| humours of Trim, The | 680 |
| humours of Tulla, The | 118 |
| humours of whiskey, The | 889 |
| hunter's house, The | 119 |
| Hunting the hare | 891 |
| I buried my wife and danced on her grave | 681 |
| I'll buy boots for Maggie | 524 |
| I'll get wedded in my auld claes | 682 |
| Ian Powrie | 364 |
| Indeed then you won't | 684 |
| Independence Trail | 1023 |
| Ingonish jig, The | 685 |
| Inverness gathering, The | 920 |
| Irish girl, The | 892 |
| Irish washerwoman | 686 |
| ivy leaf, The | 120 |
| Jack on the green | 893 |
| Jack's delight | 459 |
| Jack's the lad | 460 |
| Jackie Coleman's 1 | 121 |
| Jackie Coleman's 2 | 122 |
| Jackson's | 123 |
| Jackson's bottle of brandy | 687 |
| Jackson's morning brush | 689 |
| Jacky Tar | 461 |
| James Byrne's | 894 |
| Jenny Dang the weaver | 365 |
| Jenny Latin | 366 |
| Jenny Nettles | 367 |
| Jenny picking cockles | 125 |
| Jenny Pippin | 126 |
| Jenny's chickens | 369 |
| Jenny's wedding | 127 |
| Jerry's beaver hat | 691 |
| Jessica's polka | 525 |
| Jig of slurs | 692 |
| Jim Keefe's | 526 |
| Jimmy Ward's jig | 694 |
| Jimmy's return | 128 |
| job of journey work, The | 989 |
| John O'Connor | 1012 |
| John Ryan's | 527 |

| | |
|-------------------------------|------|
| Johnnie Sullivan's | 370 |
| Johnny Allen's | 129 |
| Johnny Boyle's | 695 |
| Johnny has gone to France | 130 |
| Johnny O'Leary's | 697 |
| Johnny Wilmot's fiddle | 131 |
| Johnny with the queer thing | 133 |
| Jolly butchers | 462 |
| jolly joker, The | 698 |
| jolly little boy, The | 463 |
| Kathleen Hehir's | 861 |
| Keep it up | 371 |
| Keep the country bonny lassie | 372 |
| Kerry cow, The | 528 |
| Kerry polka | 529 |
| Kesh jig, The | 699 |
| kid on the mountain, The | 895 |
| Kildare fancy, The | 464 |
| Killavil fancy, The | 134 |
| Kilmaley | 135 |
| king of the pipers, The | 700 |
| Kings of Inishbofin, The | 702 |
| Kinnegad Slashers, The | 703 |
| Kiss me sweetheart | 705 |
| Kitchen girl | 136 |
| Kitty in the lane | 137 |
| Kitty McGee | 706 |
| Kitty's wedding | 466 |
| kneebuckle, The | 707 |
| knocking hornpipe, The | 1024 |
| Knocknaboul polka 1 | 530 |
| Knocknaboul polka 2 | 532 |
| knotted cord, The | 138 |
| Kye comes home | 416 |
| Lad O'Beirne's | 139 |
| Lad O'Beirne's hornpipe | 468 |
| Lad O'Beirne's jig | 708 |
| Lads in the kilt | 709 |
| lads of Leish, The | 140 |
| Lady Forbes | 141 |
| Lady from oceanside | 142 |
| lady on the boat, The | 711 |

| | |
|---------------------------|------|
| lady on the island, The | 143 |
| laird o' cockpen, The | 712 |
| lakes of Sligo, The | 534 |
| Lamb skinnet | 713 |
| lame fisherman, The | 144 |
| Langstrom's pony | 714 |
| Lannigan's ball | 716 |
| Largo's fairy dance | 373 |
| lark in the morning, The | 717 |
| lark on the strand 1, The | 719 |
| lark on the strand 2, The | 720 |
| lark on the strand 3, The | 721 |
| Larry O'Gaff | 722 |
| Larry Redican's 1 | 145 |
| Larry Redican's 2 | 147 |
| Last night's fun | 148 |
| Last night's fun | 897 |
| Launching the boat | 149 |
| laurel tree, The | 150 |
| Lawson's favourite | 152 |
| Leaps and bounds | 375 |
| Leather buttons | 153 |
| leg of the duck, The | 723 |
| Leslie's march | 922 |
| Lilli Burlero | 724 |
| lilting banshee, The | 725 |
| Limerick lasses, The | 154 |
| Liverpool hornpipe, The | 470 |
| Longford collector, The | 155 |
| Longford tinker, The | 156 |
| Lord Elcho | 376 |
| Lord Gordon's reel | 158 |
| Lord Inchiquin | 1002 |
| Lord McDonald (old) | 417 |
| luck penny, The | 726 |
| Lucy Campbell | 159 |
| Lucy Farr's | 1025 |
| MacGregor's gathering | 923 |
| Mackilmoyle reel | 161 |
| Maggie in the wood | 535 |
| Maggie's pancakes | 162 |
| magic slipper, The | 537 |

| | |
|----------------------------------|-----|
| magpie's nest, The | 163 |
| Maguire's | 728 |
| Maguire's kick | 729 |
| maid at the well, The | 730 |
| maid behind the bar, The | 164 |
| Maid in the cherry tree | 165 |
| maid of Ardagh, The | 538 |
| maid of Mt. Cisco, The | 166 |
| maids Of Mitchellstown, The | 167 |
| Mairi's wedding | 539 |
| Malts on the optics | 377 |
| man from Bundoran, The | 168 |
| man of the house, The | 169 |
| Manchester hornpipe | 471 |
| Many's a wild night | 540 |
| maple leaf, The | 170 |
| Margaret's waltz | 950 |
| Martin Wynne's | 171 |
| Mary do it again | 733 |
| Mary Grace | 172 |
| Mary of the grove | 173 |
| mason's apron, The | 174 |
| Matt People's | 175 |
| Maude Miller | 176 |
| McDermot's reel | 177 |
| meeting of the waters, The | 924 |
| Merrily kiss the Quaker | 734 |
| merry blacksmith, The | 178 |
| merry maiden, The | 736 |
| Metal bridge | 737 |
| Michael Rilly's | 180 |
| Micho Russell's quadrille | 863 |
| Midnight on the water | 953 |
| Mikey Callaghan's | 472 |
| mill burn, The | 378 |
| millpond, The | 738 |
| Miss Admiral Gordon's strathspey | 419 |
| Miss Betsy Robertson | 181 |
| Miss Galvin | 183 |
| Miss Lyall | 420 |
| Miss McLeod's | 184 |
| Miss Monaghan | 186 |

| | |
|-----------------------------------|------|
| Miss Montgomery | 421 |
| Miss Patterson | 188 |
| Miss Ratray | 379 |
| Miss Susan Cooper | 380 |
| Miss Wallace | 189 |
| Mist covered mountains | 955 |
| mist on the mountain, The | 739 |
| Mixing the punch | 741 |
| Mo Ghile Mear | 981 |
| Moll Roe | 898 |
| Molly put the kettle on | 190 |
| Molly Rankin's | 191 |
| Monaghan jig, The | 742 |
| Money in both pockets | 744 |
| Money musk | 192 |
| monk's jig, The | 745 |
| Mooncoin jig, The | 746 |
| Morgan Magan | 1008 |
| morning dew, The | 193 |
| Morpeth rant, The | 194 |
| Morrison's jig | 748 |
| mountain lark, The | 195 |
| mountain road, The | 196 |
| mountain rose, The | 197 |
| mouth of the Tobique, The | 198 |
| moving bog, The | 381 |
| moving bogs, The | 200 |
| Mrs Hamilton of the Pitcaithlands | 982 |
| Mrs. Judge | 1005 |
| Mrs. Maxwell | 1010 |
| Mrs. Power | 1014 |
| mucking o' Geordie's byre, The | 749 |
| Mug of brown ale | 750 |
| Munster buttermilk 1, The | 751 |
| Munster buttermilk 2, The | 753 |
| Murphy's delight | 754 |
| Murphy's hornpipe 1 | 473 |
| Murphy's hornpipe 2 | 474 |
| Music for a found harmonium | 1026 |
| Music in the glen | 201 |
| musical priest, The | 202 |
| Mutt's favourite | 203 |

| | |
|----------------------------------|------|
| My darling asleep | 755 |
| My love is but a lassie yet | 1030 |
| My sweetheart Jane | 204 |
| Myra's jig | 756 |
| Napoleon crossing the Rhine | 475 |
| Ned Naughton's hornpipe | 476 |
| Nellie O'Donovan | 205 |
| Nellie's jig | 757 |
| Nelson's victory | 477 |
| Never was piping so gay | 206 |
| new copperplate, The | 207 |
| new-mown meadows, The | 208 |
| new-rigged ship, The | 382 |
| new-rigged ship, The | 758 |
| nine points of roguery, The | 209 |
| O! the britches full of stitches | 541 |
| O'er the hills and far away | 925 |
| O'Keefe's reel | 210 |
| Off she goes! | 759 |
| Off to California | 478 |
| Old as the hills | 760 |
| old bush, The | 211 |
| Old Faithful | 479 |
| Old French | 212 |
| old grey cat, The | 383 |
| old grey gander, The | 213 |
| old grey goose, The | 761 |
| Old hag you have killed me | 764 |
| Old Joe's jig | 765 |
| old oak tree, The | 214 |
| old torn petticoat, The | 215 |
| one legged man, The | 766 |
| Orange and Blue | 422 |
| otter's holt, The | 217 |
| Our cat has kitted | 1031 |
| Out on the ocean | 767 |
| Over the bridge to Peggy | 218 |
| Over the moor to Maggie | 219 |
| Over the waterfall | 221 |
| Paddy Canny's | 222 |
| Paddy Carey | 768 |
| Paddy Fahy's 1 | 770 |

| | |
|--|------|
| Paddy Lynn's delight | 223 |
| Paddy O'Rafferty | 771 |
| Paddy O'Snap | 900 |
| Paddy Taylor's | 224 |
| Paddy whack | 773 |
| Paddy's leather britches | 774 |
| Paddy's trip to Scotland | 225 |
| Padraig O'Keefe's 1 | 864 |
| Padraig O'Keefe's 2 | 865 |
| Padraig O'Keefe's 3 | 866 |
| Pat Touhy's reel | 226 |
| Patsy Campbell | 227 |
| peeler's jacket, The | 228 |
| Peerie house ahint the burn, The | 384 |
| Peggy on the settle | 229 |
| pet of the pipers, The | 776 |
| Petronella | 386 |
| Pig Town, The | 230 |
| pigeon on the gate, The | 231 |
| pinch of snuff, The | 233 |
| Pipe on the hob | 777 |
| piper's bonnet, The | 779 |
| piper's despair, The | 235 |
| Pitnacree ferryman, The | 387 |
| plains of Boyle, The | 481 |
| Planxty Davis | 998 |
| pleasures of Hope, The | 482 |
| Poll Ha'penny | 991 |
| poor old woman 2, The | 483 |
| porcupine bit, The | 1032 |
| pretty girl, The | 867 |
| Prince Charlie | 388 |
| Prince Charlie's welcome to the Isle of Skye | 926 |
| Providence, The | 237 |
| Puirt-a-beul | 389 |
| Pull down the blind | 957 |
| Punter's graveyard, The | 238 |
| pure drop, The | 239 |
| races at Carrick, The | 780 |
| rakes of Kildare, The | 781 |
| rakes of Mallow, The | 1033 |
| Rakish Paddy | 241 |

| | |
|---------------------------|-----|
| rambling sailor, The | 242 |
| Rathlin Island | 244 |
| Rattling bog | 542 |
| reconciliation, The | 485 |
| redhaired boy, The | 486 |
| Redican's mother | 901 |
| Rediggan's | 245 |
| Reel de lapin | 246 |
| Reel de Ti=Jean | 247 |
| reel of Mullinavat, The | 248 |
| þý R e e l T i = Mýý | 249 |
| Repeal of the Union | 251 |
| return from India, The | 390 |
| Richard Brennan's | 783 |
| rights of man, The | 487 |
| rising sun, The | 252 |
| Road to Dundee | 959 |
| road to Lisdoonvarna, The | 784 |
| road to Lurgan, The | 785 |
| road to Sligo, The | 902 |
| road to the isles, The | 927 |
| Rob an Lugi | 423 |
| Roll her on the mountain | 253 |
| Rolling down the hill | 254 |
| Rolling in the barrel | 255 |
| Rolling on the ryegrass | 256 |
| Rory of the hills | 928 |
| Roscommon reel, The | 258 |
| rose in the heather, The | 786 |
| Roudledum | 903 |
| Rub the bag | 992 |
| Saddle the pony | 787 |
| sailor's bonnet, The | 260 |
| sailor's hornpipe, The | 488 |
| Saint Anne's reel | 261 |
| Saint Patrick's day | 788 |
| Salamanca, The | 263 |
| sally gardens, The | 264 |
| Sally Hunter | 789 |
| Salmon tails up the water | 424 |
| Sarah | 265 |
| Sawney dear | 266 |

| | |
|--|------|
| Scartaglen jig, The | 791 |
| Scatter the mud | 793 |
| Scattery Island | 868 |
| scholar, The | 267 |
| Scotch Mary | 268 |
| Scotland the brave | 930 |
| Sculley's reel | 269 |
| Seamus Cooley's jig | 794 |
| Sean Ryan's | 489 |
| Sean Ryan's | 795 |
| Sean sa cheo | 270 |
| Sgian Dubh | 796 |
| Shandon bells | 798 |
| Shetland fiddler | 271 |
| ship in full sail, The | 799 |
| ships are sailing, The | 272 |
| Si Bheag Si Mhor | 1017 |
| siege of Delhi, The | 932 |
| silver spear, The | 273 |
| silver spire, The | 274 |
| silver tip, The | 275 |
| Silvermore | 905 |
| Sir John Fenwick's the flower amang them all | 961 |
| Sir John Malcolm | 392 |
| Sister Jean | 393 |
| Six mile bridge | 276 |
| Skibbereen lasses, The | 277 |
| Skye barbeque | 394 |
| Skylark, The | 278 |
| Sleepy Maggie | 279 |
| Slieve Russel | 800 |
| Sligo lasses, The | 280 |
| Sligo maid, The | 281 |
| Smash the windows | 801 |
| snow on the hills, The | 803 |
| Snug in the blanket | 804 |
| soldier's joy, The | 490 |
| Some say the devil is dead | 1034 |
| Sonny Brogan's mazurka | 963 |
| southern breeze, The | 984 |
| Spanish lady | 545 |
| Speed the plough | 282 |

| | |
|-----------------------------|-----|
| Spey in spate | 395 |
| Spike Island lasses, The | 283 |
| spinner's lilt, The | 806 |
| Spootiskerry | 396 |
| sport of the chase, The | 906 |
| sporting boys, The | 285 |
| Sporting Molly | 286 |
| Sporting Paddy | 287 |
| Sporting Peggy | 288 |
| St. Kilda wedding, The | 391 |
| stack of barley, The | 491 |
| stack of wheat, The | 492 |
| Stan Chapman's jig | 807 |
| star above the garter, The | 809 |
| Star of Munster, The | 289 |
| Staten Island hornpipe, The | 493 |
| Statia Donnelly | 810 |
| Statia Donnelly's jig | 811 |
| Steamboat quickstep | 812 |
| Steamboat, The | 494 |
| Stirling Castle | 425 |
| stool of repentance, The | 813 |
| strawberry blossom, The | 290 |
| Style of the Ballylanders | 291 |
| swaggering jig, The | 907 |
| swallow's tail, The | 292 |
| Sweeney's buttermilk | 294 |
| Sweeney's dream | 295 |
| Sweeney's wheel | 296 |
| Sweet Biddy Daly | 814 |
| Sweet Biddy of Ballyvourney | 298 |
| Sweet maid of Glendaruel | 934 |
| Swinging on a gate | 299 |
| Tail toddle | 398 |
| tailor's thimble, The | 300 |
| Tansey's fancy | 815 |
| Tappit hen, The | 816 |
| tar road to Sligo, The | 817 |
| Tatter the road | 819 |
| Taur polka | 546 |
| Tear the calico | 301 |
| temperance reel, The | 302 |

| | |
|----------------------------|-----|
| Temple house | 820 |
| tenpenny bit, The | 822 |
| tent at the fair, The | 303 |
| thatcher, The | 823 |
| thistle, The | 426 |
| three captains, The | 993 |
| three little drummers, The | 824 |
| Tie the bonnet | 304 |
| Tim Moloney's | 305 |
| Tip the cruiskeen | 826 |
| Tipperary hills | 908 |
| Tobin's favorite | 827 |
| Tom Billy's | 828 |
| Tom Ward's downfall | 306 |
| Tommy Bhetty's waltz | 964 |
| Tommy Peoples' | 829 |
| Tommy Peoples' 1 | 307 |
| Tommy Peoples' 2 | 308 |
| Tonra's | 831 |
| top of the hill, The | 832 |
| Torry Burn lasses | 309 |
| Toss the feathers | 310 |
| Trim the velvet | 311 |
| Trip it up stairs | 833 |
| trip to Durrow, The | 313 |
| trip to Sligo, The | 835 |
| Tripping up the stairs | 836 |
| Tullamore piper, The | 495 |
| turnpike gate 1, The | 317 |
| turnpike gate 2, The | 318 |
| Union Street session | 319 |
| Untitled Air | 985 |
| Up against the Buachalawns | 320 |
| Up and away | 547 |
| Urchnoc chein mhic cainte | 966 |
| vanishing leprechaun, The | 837 |
| victor's return, The | 838 |
| Virginia reel, The | 321 |
| Wake up to Cape Breton | 322 |
| Walker Street | 324 |
| Wallace's Cross | 548 |
| Walsh's | 496 |

| | |
|------------------------------------|-----|
| Waltz of the toys | 968 |
| Wandering Willy | 497 |
| weaver, The | 839 |
| Welsh reel 1 | 325 |
| Welsh reel 2 | 326 |
| West Adam St. Club, The | 427 |
| West Fork gals | 327 |
| West of the River Shannon | 970 |
| Westphalia waltz | 973 |
| wheels of the world, The | 328 |
| wheels of the world, The | 840 |
| Where did you find her? | 498 |
| Whiskey before breakfast | 329 |
| whistling postman, The | 842 |
| Wicklow hornpipe, The | 499 |
| widow Brady, The | 843 |
| wild Irishman, The | 330 |
| Willie was a wanton wag | 428 |
| Wind on the heath | 975 |
| wind that shakes the barley 1, The | 331 |
| wind that shakes the barley 2, The | 332 |
| windmill, The | 333 |
| Winhams | 549 |
| Wissahickon Drive | 334 |
| woman of the house, The | 335 |
| women's rock, The | 337 |
| woodchoppers reel, The | 338 |
| Woodcock, The | 844 |
| Wooden whale | 399 |
| woods of Kilkenny, The | 500 |
| wren's nest, The | 846 |
| wren's polka, The | 550 |
| Wullafjord | 400 |
| yellow goat, The | 552 |
| yellow tinker, The | 339 |
| You never saw her equal | 340 |
| Young Tom Ennis | 848 |
| youngest daughter, The | 341 |



Created using Michael Eskin's ABC Transcription Tools