


*Jeffries Anglo Concertina  
Cross-Row Tablature  
Interactive Edition*

The  
King Street Sessions  
Tunebook

or

*More tunes than are good for you...*

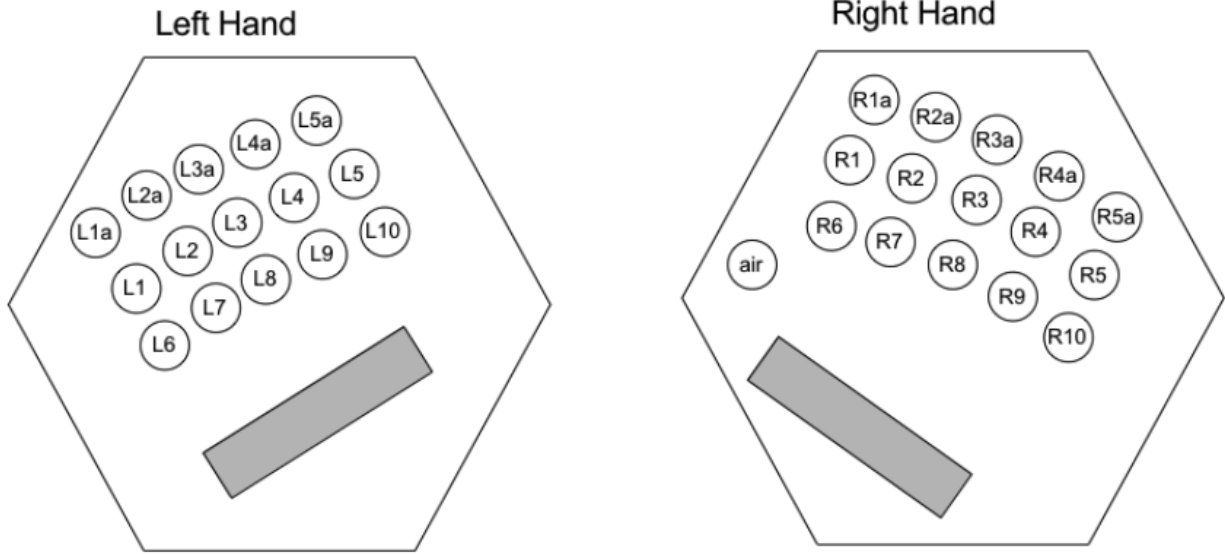


Collected and edited by Michael D. Long  
Interactive edition by Michael Eskin

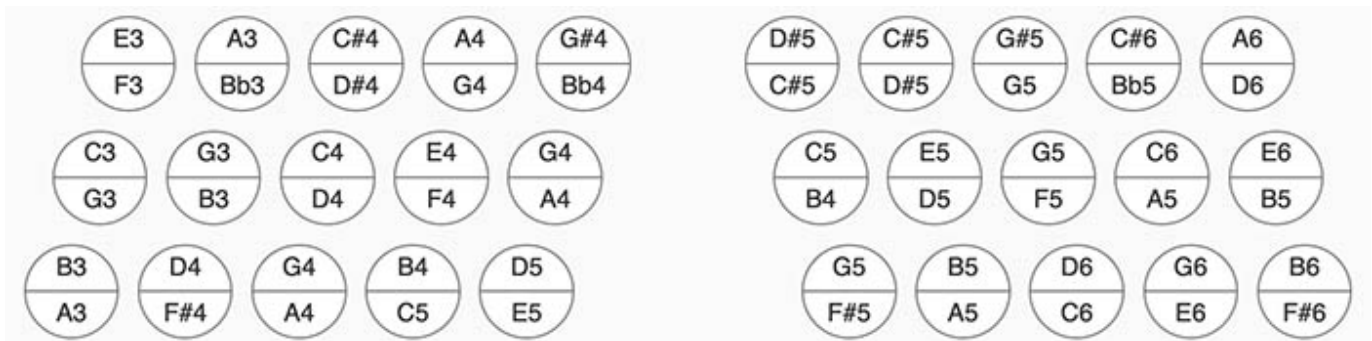


# How to Read the Tablature:

## Button Numbers



↓ = Push    ↑ = Draw



## Jeffries Note Map

Click any tune title to play the tune

© 2000 Michael D. Long  
Santa Cruz, California|

*Music typeset using abc2ps*

*Interactive edition by Michael Eskin*

*Cover art courtesy of Peter Oostervink's web page*

# An Moinfheir

Reel

(Ireland)

Chord progression: D D Dm C D C D C A D G C D A (G) D

Fingering instructions (L/R for left/right hand, numbers 1-10 for fingers, arrows for direction):

- System 1: L10 L8 L7 L3 L6 L3 L10 L5 L5 R2 L8 R3 L10 L9 L5 L4 L5 L10 L8 L7 L3 L6 L3 L10 L5
- System 2: L5 R2 L10 L8 L10 L5 L5 L3 L4 L5 L7 L3 L3 L10 R6 L10 L10 R7 R6 L9 L10 R2a R1 R2a L10 L8 L10 L5 L3 L7
- System 3: L5 L7 L5 L9 R1 L9 L5 R2 L10 L8 L10 L10 R2a L10 R6 R6 R6 R7 L10 R2a L10 L10 R2a L5 L7 L5 L3

>>

Book: Music from Ireland Vol. 3  
 Source: Music from Ireland Vol. 3  
 Transcription: Transcription: Mike Long

# Around the world

## The wise maid

Reel

(Ireland)

The musical score is presented in three systems, each with a treble clef and a key signature of one sharp (F#). The time signature is common time (C). The first system consists of two measures, each with a chord above it: D, D A, D A, D, D A. The second system consists of two measures, each with a chord above it: 1 G D, 2 G D, D, D A, D A. The third system consists of two measures, each with a chord above it: D A G D, D A G (D), 1 D A D, 2 D A D. Fingerings are indicated by numbers 1-5 and letters L (left hand) and R (right hand). Accents are shown as upward arrows (↑) and downward arrows (↓). Trills are indicated by '3' above a note. The score ends with a double bar line and repeat dots.

>>

Book: Irish Traditional Music Session Tunes

Source: Irish Traditional Music Session Tunes

Transcription: Transcription, arrangement, chords: Mike Long





# Barrel Rafferty

## Master McDermott

Reel

Sean Maguire & Liam Donnelly

D D G D D A D

L6 L6 L3 L7 L7 L3 L4 L7 L5 R2 R6 R6 L10 L10 R1 L5 L7 L7 L10 L7 R1 L7 L5 L7 L4 L5 L7 L4 L3 L7 L7 L3 L4 L7 L5

D G D A D D G D

R2 R6 R6 L10 L10 R1 L5 L7 L7 L10 L5 L7 L4 L5 L7 L4 L3 L5 R2a L10 R6 L10 R6 R7 R6 R6 R7 R6 R7 R6 R6 L10

G D D A D G D G D A D

L10 R1 L7 L5 L10 R6 L10 R6 L10 L10 R6 R7 R7 R6 R7 R7 R6 R6 L10 R1 L5 L7 L10 L5 L4 L5 L4 L3

↓ R1 ↑ L5 ↑ ↑ R2 ↑ ↓ R6 ↑ L10 ↑ ↑ ↑ R6 ↓ ↓ R6 ↑ ↑ ↑ L10 ↓ R1 ↑ ↑ ↑ ↑ ↑ ↑ ↑ ↑ ↓ ↓ L7 ↑

>>

Source: Bobby Casey and John Bowe "Bringing It All Back Home"

IrTrad; Philippe Varlet 6/97

Discography: Kevin Griffin: Down in Doolin

Bobby Casey and John Bowe "Bringing It All Back Home"

Transcription: Transcription:Philippe Varlet?, chords:Mike Long



# Bear Island reel

Ril Bheara

Reel

Finbar Dwyer

Chords: E A D E D

Chords: Bm Em (G) G D E

Chords: Em Em D

Chords: Em Em B Em Em D

Chords: Bm D G D Bm Em

Source: Richard Darsie's web page

Transcription: Transcription, chords: Mike Long



# Belfast chicken

Reel

(Ireland)

D A D C D D A D C

L10 L10 L10 L5  
↓ ↑ ↓ R2a R2a  
↑ ↑ L9 L4 L5  
L3 L10 R2a R2a R2  
↑ ↓ L10 L10 L5  
L10 L5 L5 L7 L3  
↓ R1 ↑ ↓ ↑ ↑ L3  
L10 R6 L10 L9 L9  
↑ R6 L10 ↑ R6  
L10 L9 L9 L9 R6  
↑ ↑ R6 L10 L9  
↓ ↓ ↓ ↑ ↓ ↓

D G D A D C D G A D

R6 R6 R6 R6 L10 R6  
↑ ↓ R7 ↓ ↓ L10  
R6 L10 R7  
↑ ↓ ↑ R6 ↑ ↓ L10  
R6 L10 R6  
↑ R6 L10 ↑ R6  
L10 R6 L10 L9 L9  
↑ ↑ R6 L10 L9  
L10 L9 L9 L9 R6  
↑ ↓ R7 ↓ ↑ L10  
R7 R7 R6 R6 L10 R1  
↑ ↓ R7 ↓ ↑ L10  
L5 R1 L5 L7 L3  
↑ ↑ L5 ↑ ↑ L3  
↑ ↓ ↑

Book: Kerr's Fourth

Source: Kerr's Fourth

Transcription: Transcription, chords: Mike Long

>>

# Bernadette's reel

Reel

Jerry Holland (Cape Breton)

The musical score for 'Bernadette's reel' is presented in three staves. The first staff contains the main melody with two endings. The second and third staves provide a bass line accompaniment. Fingerings are indicated by numbers 1-5 above or below notes, and directions (up/down arrows) are shown below the notes. Chords are labeled above the staves: Am, G, F, and C. A trill (tr) is marked above a note in the first staff. The first ending is marked with a '1' and the second with a '2'. The piece concludes with a double bar line and repeat dots.

>>

Book: Jerry Holland's collection of fiddle tunes  
 Source: Jerry Holland's collection of fiddle tunes  
 Transcription: Transcription, chords:Mike Long

# Big John McNeil

Reel

(Canada, USA)

The musical score is presented in four systems, each on a treble clef staff with a key signature of two sharps (F# and C#) and a common time signature (C). Fingerings are indicated by numbers 1-5 above or below notes, and directions (up/down arrows) are shown below the staff. Chord markings (A, D, E) are placed above the staff. The first system includes a repeat sign. The second system includes first and second endings. The fourth system also includes first and second endings.

**System 1:** Chords: A, D, E, A. Fingerings: L5, L6, L3a, L7, L4, L3a, L5, L4, L3a, L7, L4, L3a, L6, L3a, L7, L4, L3a, L7, L8, L5a, L4, L7, L3a, L6, L3a, L7, L4, L3a.

**System 2:** Chords: A, (D), A, A. Fingerings: L5, L4, L3a, L4, L7, L4, L3a, L4, L6, L3a, L2, L3, L3a, L4, L3, L7, L4, L5a, R1, L10, R2a, L5, L5, L4, L5a, R1, L10, R2a, L5, R2a, L10.

**System 3:** Chords: A, (D), A, A, (D), A, A, (D), A, D, E. Fingerings: L10, L8, R6, L5, R2, L5, R2a, R4, L10, L8, R6, L5, R2, R6, R7, L10, L8, R6, L5, R2, L5, R2a, L10, L10, R6, R2a, R4, R1, L10, R6.

**System 4:** Chords: A, (D), A, A, (D), A, A, D, A, A. Fingerings: L10, R6, L5, R2, R2a, L10, R6, L5, R2, R6, R7, R7, R6, L10, R2a, L10, R6, R4, L10, L10, R3a, L10, R3a, L10, R3a, R2a, R1, L5a, L4, L3a, L8, L7, L7, L2.

>>

Source: Various

Transcription: Transcription, arrangement, chords: Mike Long

# Billy Brocker's

Reel

The musical score is written in treble clef with a key signature of two sharps (F# and C#) and a common time signature (C). It consists of three systems of notation, each with a treble clef staff and a line of chord/fingering information below it. The first system has two measures with chords D, D, G, D, followed by a first ending (1) with chords A, G and a second ending (2) with chords A, G. The second system has four measures with chords D, A, D, A, G. The third system has four measures with chords D, A, D, G, D, A. Fingerings are indicated by numbers 1-5 and letters L (left hand) and R (right hand) with arrows showing up or down strokes. Some notes are marked with a tilde (~) for grace notes. There are also triplets marked with a '3' and a tilde (~).

>>

Source: Henrik Norbeck's abc files

Discography: Tommy Keane: The Piper's Apron

Bothy Band: Old Hag You've Killed Me

Transcription: Henrik Norbeck, rearrangement, Chords: Mike Long

# The black haired lass

Reel

(Ireland)

The musical score consists of three staves of music in the key of D major (one sharp) and 2/4 time. Each staff contains a sequence of notes with corresponding chords and fingerings indicated below. The chords are: A, G, A, D, A, A, G, D, G, A, G, D, A, D, G, D, A.

**Staff 1:** A G A D A A  
 Fingerings: L10, R2a L5 R1 R2a L10, L10 R6 L10 L5 L5 R1, R2a L5 R1 R2a L10, L10 L10 L5 R2a L10, R2a L5 R1 R2a L10

**Staff 2:** G A D A A G D G  
 Fingerings: L10 R6 L10 L5 L5 R1, R2a L5 R1 R2a L10, L10 L10 L5, L5 R1, R2a L10 R6 L10, R6 L10 R6 R6 L10

**Staff 3:** A G D A A G D A D G D A  
 Fingerings: R2a L10 R6 R6 R6, R6 L10 R2a L5 L5, R2a L10 R6 R6 R6, R6 L10 R6 L10 R6, R7 R6 R6 R6 L10 R2a, L10 L10 L5

>>

Book: O'Neill's 1326

Source: O'Neill's 1326

Discography: Altan: Blackwater

Transcription: Transcription: Trish O'Neil, chords: Mike Long

# The blackberry blossom

Reel

(USA)

G D C G C G G D

L10 R6 R6 R7 R7 R6 R6 R6 R7 R6 L10 R6 R6 L10 L10 R1 L5 L5 L4 L7 L5 L4 L3 L2 L3 L5 R1 L10 R1 L5 L5 R2 L10 R6

G D C G C G G D G Em

R6 R7 R7 R6 R6 R6 R7 R6 L10 R6 L10 L10 L5 L5 L4 L7 L5 L4 L3 L2 L3 L5 R1 L5 L5 L7 L5 L7 L3a L4 L10 L10 L10

D Em C D G

L4 L10 L10 L5 L4 L10 L10 R6 R6 R6 L10 L5 L4 L10 L10 L4 L10 L10 L5 L9 R1 L10 R6 L10 L10 L5 L5 L5 L5 L7 L5

>>

Source: My arrangement from faulty memory

Transcription: Transcription, arrangement, chords: Mike Long

# Bobby Casey's

Reel

The image shows a musical score for a reel in D major, 2/4 time. It consists of three staves of music. Above each staff are chord symbols: D, G, D, A, D, G, D, A, D, G, D, A for the first staff; D, G, D, A, D, A, D, A, D, Em for the second staff; and G, A, D, G, D, A, D, G, A, D for the third staff. Below the notes are detailed fingering instructions using letters L (left hand) and R (right hand) with numbers 1-5 and arrows indicating up and down strokes. The score includes repeat signs and a double bar line at the end of the third staff.

>>

Book: Irish Traditional Music Session Tunes 3 p24

Source: Richard Darsie's web page

Transcription: Transcription, Slight arr., chords:Mike Long





# The bonnie boy

Reel

(Ireland)

See also: Because he was a bonny lad

The musical score consists of four staves of music in the key of D major (two sharps) and 2/4 time. Each staff includes a treble clef, a key signature of two sharps, and a common time signature. The music is written in a single melodic line with various rhythmic patterns, including eighth and sixteenth notes, and triplets. Above the notes, chords are indicated: A, D, E, and A. Below the notes, detailed fingerings are provided using letters R (Right hand) and L (Left hand) with subscripts (e.g., R1, R2, R3a, R7, R8, R10) and arrows indicating up and down strokes. Some notes are marked with a '3' for a triplet. The score concludes with a double bar line.

>>

Book: Krassen O'Neill's p139

O'Neill's 1438

Source: O'Neill's 1438

Transcription: Transcription:Bob Safranek, chords:Mike Long

# Bonnie Kate

Reel

(Ireland, Scotland)

D A D G A  
 L10 R1 L5 L7 L10 L8 R1 R2a L8 L7 L3 L7 L5 L7 L4 L4 R1 L5 L7 L5 R2 R1 L5 R1 L10 R2a L5 R1 R2a L10 L10 L10 R1  
 ↓ ↑ ↑ ↑ ↓ ↑ ↑ ↓ ↓ ↑ ↑ ↑ ↑ ↓ ↓ ↑ ↑ ↑ ↑ ↑ ↓ ↑ ↓ ↓ R1 ↑ ↑ ↑ ↓ ↓ ↑ ↓ ↑

D G D A D G | 1 A D | 2 A  
 L8 L10 L10 R1 L10 L7 L3 L7 L5 L7 L4 L4 R1 L5 L7 L5 R2 R1 L5 R1 L10 R2a L5 R2a L10 R2a L5 R2a L10 R6  
 ↑ ↓ ↓ R2a ↑ ↓ L8 ↑ ↑ ↑ ↑ ↓ ↓ ↑ ↑ ↑ ↑ ↑ ↓ ↓ ↓ ↓ R1 R1 ↓ ↓ ↓ R1 R1 ↓ L10 R6 ↓ ↑ ↑ ↑ ↓ ↓ ↑ ↑

D A G A D  
 R7 R6 L10 R6 R6 R7 R6 L10 R6 R7 R6 R6 L10 L10 R6 R6 R6 R6 R7 R7 R6 R6 L10 L10 R2a L10 L10 R6 R6  
 ↑ ↑ ↓ ↑ ↓ ↑ ↑ ↓ ↑ ↑ ↓ ↑ ↑ ↑ ↓ ↓ ↓ ↓ ↓ ↑ ↓ ↑ ↑ ↓ ↓ ↓ ↓ ↓ ↑ ↑ ↓

D D A G | 1 A D | 2 A D  
 R7 R6 L10 R6 R6 L10 R6 R7 R6 R6 L10 L10 R6 R6 R6 R6 R7 R7 R6 R6 L10 R2a L10 R6 R6 R6 L10 R2a L10  
 ↑ ↑ ↓ ↓ R6 R7 ↓ ↑ ↑ ↑ ↑ ↑ L10 R6 ↓ ↓ ↓ ↓ ↓ ↑ ↓

>>

Book: Roche 1 n182

Joyce, P. W.; "Old Irish Folk Music and Songs", n126 as "Reel"

Kerr's Fourth p7

O'Neill's 1277

Ceol Rince 1 n174, n176

Fiddler's fakebook

Source: My arrangement from various sources

Transcription: Transcription, arrangement, chords: Mike Long

# The boy in the gap

## The boy in the gap

Reel

(Ireland)

The musical score is presented in three staves, each with a treble clef and a key signature of one sharp (F#). The time signature is common time (C). The first staff contains two measures of music, each with a triplet of eighth notes. Above the first measure are chords D and C, and above the second are D and C. The second staff contains two measures of music, each with a triplet of eighth notes, followed by a double bar line and a repeat sign. Above the first measure are chords C and D, and above the second are C and D. The third staff contains two measures of music, each with a triplet of eighth notes, followed by a double bar line and a repeat sign. Above the first measure are chords D and A, and above the second are D and A. The score includes detailed fingerings for both hands, indicated by numbers 1-5 and letters L (left) and R (right), with arrows showing the direction of finger movement. Chords are indicated by letters D, C, and A above the staff.

>>

Source: hnreel~1.abc

Discography: Chieftains 1 (?)

Transcription: Transcription:Henrik Norbeck, chords:Mike Long

# The boys of Ballisadare

## The Dublin lasses

Reel

(Ireland)

Dublin lasses is first 2 parts only...

The musical score consists of four staves of music in the key of B-flat major (one flat) and 4/4 time. Each staff includes a treble clef, a key signature of one flat, and a common time signature. The music is written in a single melodic line. Above each staff, chords are indicated. Below each staff, fingerings are indicated with numbers 1-5 and arrows for up and down strokes. The first staff has chords: F, F, C, F, C, Bb, F, F, C. The second staff has chords: Bb, C, Bb, F, F, Dm, F, C, Dm. The third staff has chords: F, F, Dm, F, C, Bb, F, F, C. The fourth staff has chords: F, Dm, C, Bb, F, F, C, Dm, C, Bb. The score includes various musical notations such as slurs, accents, and a triplet in the second staff.

>>

Book: O'Neill's 1328

Source: O'Neill's 1328

Round the House CD (3rd part)

Discography: Fiddlesticks CD

Round the House

Transcription: Transcription, arrangement, chords: Mike Long





# Brenda Stubbert's

Reel

Jerry Holland (Cape Breton)

Am G (C) G

R1 L5 R1 L5 L5 L5 L5 R1 L5 R1 L5 R2 L10 L10 L10 L8 R1 L5 R1 L5 L5 R1 R1 L5 R1 L5 L5 R1

Am G Em Am

L5 R1 L5 L5 L5 L5 R1 L5 R1 L5 R2 L10 L10 R7 R6 L10 L10 R1 L5 L5 R1 L10 L10 L10 R1 L10 L8 L5

Am G (C) G Am

R1 L5 R7 L5 R6 L5 R7 R6 L10 R6 L10 L5 R1 L5 R1 L5 L5 R1 R1 L5 R1 L5 L5 R1 L5 R7 L5 R6 L5 R7 R6 L10 R6 L10

G Em Am Am G

R6 L10 R1 L5 L5 R1 L10 L10 L10 L10 L10 L8 L5 R1 L5 R7 L5 R6 L5 R7 R6 L10 R6 L10 L5 R1 L5 R1 L5 L5 R1

(C) G Am G Em Am

R1 L5 R1 L5 L5 R1 L5 R1 L5 L5 L5 R1 L5 R1 L5 R2 L10 R7 R6 L10 R1 L5 L5 R1 L10 L10 L10 L8 L5

>>

Book: Jerry Holland's collection of fiddle tunes  
 Source: Jerry Holland's collection of fiddle tunes  
 Transcription: Transcription, tildes, chords:Mike Long

# The broken pledge

Reel

(Ireland)

The musical score is presented in four systems, each with a treble clef and a common time signature (C). The chords and fingerings are as follows:

- System 1:** Chords: Dm, C, Am, Dm, Am. Fingerings: L10, L10 L9 L5 L5 L5 L3 L3, L9 L5 L5 L4 L4 L3 L3 L4, L3 L4 L4 L5 L5 R2 L10 L9, L8 L5a L8 L5a L8 L10 R3 L10.
- System 2:** Chords: Dm, C, Am, Dm, Am, Dm. Fingerings: L10 L9 L5 L5 L5 R2 R1, L9 R1 L5 L5 L4 L4 L3 L3 L4, L3 L4 L4 L5 L5 R2 L10 L9, L8 L5a L5 L4 L4 L3 L3.
- System 3:** Chords: Dm, F, Am, C, Am, C. Fingerings: L10, L10 L9 L5 L5 L5 R2 L10, R3 L10 R3 L10 L10 L9 L5 R1, L9 L5 L5 L4 L5 L5 L9 L10, L10 R3 R6 L10 R3 L10 L9 L5 L9.
- System 4:** Chords: Dm, F, Am, F, Am, Am, Dm. Fingerings: L10 L9 L5 L5 L5 R2 L10, R3 L10 R3 L10 L10 L9 L5 L5, L4 L4 L4 L5 L5 R2 L10 L9, L8 L5a L5 L4 L4 L3 L3.

Book: O'Neill's 1178

Source: O'Neill's 1178

Transcription: Transcription, arrangement, chords: Mike Long



# Brosnan's

Reel

John Brosnan (Ireland)

The musical score for 'Brosnan's' is presented in three systems, each with a treble clef and a key signature of one sharp (F#). The time signature is common time (C). The first system consists of two measures with chords Bm, A, F#m, A, and Bm. The second system consists of two measures with chords A, F#m, Bm, Bm, and (G/F#). The third system consists of two measures with chords A, Bm, A, F#m, and Bm. Fingerings are indicated by numbers 1-5 for the left hand and R1, R2, R2a for the right hand, with arrows showing the direction of the stroke. Chords are placed above the notes they apply to.

>>

Source: My arrangement from various sources

Discography: John Brosnan "The Cook in the Kitchen"

Transcription: Transcription, arrangement, chords: Mike Long



The image shows a guitar tablature for the song 'Show the Ladies'. It consists of two staves of music in the key of D major (two sharps). The first staff contains the first eight measures, and the second staff contains the remaining eight measures. Chords are indicated above the notes: D, G, A, D, D, G, D, A in the first staff, and G, A, D, D, G, D, G, A in the second staff. The tablature includes various fingerings such as R6, R7, R7, R6, R7, R6, R6, R6, R6, L10, L10, L10, R1, L10, L8, L10, L10, L10, L10, L10, L8, L10, L10, L10, R1, L10, L8, L10, L10, L10, L10, and fingerings with arrows indicating up and down strokes. There are also triplets marked with a '3' and a tilde symbol over the notes.

Book: O'Neill's 1199

Roche 1 n149

Kerr's Fourth p9, p19

Ceol Rince 2 n248

Source: My arrangement from various sources

Discography: Show the Ladies

Transcription: Transcription, arrangement, chords:Mike Long

>>

# Bunker Hill

Reel

APB Brendan Mulvihill

The musical score for 'Bunker Hill' is presented in four staves, each with a treble clef and a key signature of one sharp (F#). The time signature is common time (C). The score includes various musical notations such as slurs, accents, and triplets. Above the notes, chords are indicated: C, D, G, and C. Below the notes, fingerings are specified using letters L (left hand) and R (right hand) with numbers 1-5, and arrows indicating the direction of the stroke (up or down). The score is divided into four systems, each containing two staves of music. The first system has 12 measures, the second has 12 measures, the third has 12 measures, and the fourth has 12 measures. The piece concludes with a final double bar line.

>>

Source: Brendan Mulvihill: *The Flax in Bloom*  
 Discography: Brendan Mulvihill: *The Flax in Bloom*  
 Transcription: Transcription, chords: Mike Long

# The bus stop reel

Reel

Anita Anderson

The musical score is written on a treble clef staff in common time (C). It consists of three systems of music, each with chords indicated above the notes and fingerings indicated below. The first system includes chords Am, Am, G, Am, (C), G, and Am. The second system includes Am, G, F, G, G, Am, and Am. The third system includes Am, C, D, E, Am, G, Em, G, and Am. Fingerings are indicated by numbers 1-5 for the left hand and 1-2 for the right hand, with arrows showing the direction of movement.

>>

Book: The Portland Collection

Source: The Portland Collection

Transcription: Transcription, chords: Mike Long



# Butter and peas

Reel  
APB James Kelly

(Ireland)

The musical score consists of five staves of music in the key of D major (one sharp) and 4/4 time. Each staff includes a treble clef, a key signature of one sharp (F#), and a common time signature (C). The music is written in a single melodic line. Chords are indicated above the staff, and fretting diagrams are provided below the staff. The fretting diagrams use letters L (left hand) and R (right hand) with numbers 1-10 to indicate fingerings. Arrows indicate the direction of the stroke (up or down). Trills are marked with a tilde (~) and triplets with a '3' over the notes. The score ends with a double bar line and a right-pointing arrow (>>).

Staff 1: Chords: Am, D, G, C, D, G. Fretting: L4 L5 L5 L5 R1 L5 L5 L7 L4 L3 L7 L5 R2 L9 R1 L5 L5 R1 L5 L4 R1 L5 L5 L7 L3 L4 L7 L5 L5 L3 L5

Staff 2: Chords: G, Am, D. Fretting: L5 L5 R1 L5 L4 R1 L5 L5 L7 L4 L3 L7 L5 R2 L9 R1 L5 L5 R1 L5 L4 R1 L5 L5 L7 L3 L4 L7 L5 L5 L3 L5

Staff 3: Chords: G, C, D, G, G, C, G, D. Fretting: L5 R1 L5 L4 R1 L5 L5 L7 L3 L4 L7 L5 L5 L3 L5 R1 L10 L10 R1 L9 L10 L10 R6 L10 L10 L10 R1 L9 R1 L5 L5

Staff 4: Chords: G, C, G, D, G, C, D, G. Fretting: R1 L10 L10 R1 L9 L10 L10 R6 R6 L10 L9 R1 L5 L5 L3 L5 R1 L10 L10 R1 L9 L10 L10 R6 R6 L10 L10 L9 R1 L9 L5 L7 L5 L7 L4 L3

Source: James Kelly: Capel Street  
 Discography: James Kelly: Capel Street  
 Transcription: Transcription, chords:Mike Long

# Casey the whistler

Reel

(Ireland)

D C Am C D C

L5 R2 L10 R1 L9 R1 L5 L5 L5 R1 L9 L5 L7 L4 L7 L5 L5 R2 L10 R1 L9 R1 L5 L5

Am D D Am D

L5 R1 L9 L5 L4 L4 L3 L3 L7 L4 L7 L5 L5 R1 L9 L5 R2 L10 L9 L5 L5 L7 L3

D Am D C D Am D Am D C

L7 L4 L7 L5 L5 R1 L9 L5 R2 L9 L5 L5 L5 L5 L7 L4 L7 L5 L5 R1 L9 L5 R2 L10 L5 R1 L9 L10 L10 L5 L5 L7 L5 L10 L9 L5 L5 L4

C

L5 R1 L9 R1 L10 L9 L5 L5 L4

>>

Book: O'Neill's 1333

Source: O'Neill's 1333

Transcription: Transcription:Trish O'Neil, chords:Mike Long



# The cashmere shawl

Reel

(Ireland, Scotland)

The musical score consists of two staves of music in 2/4 time. The first staff begins with a treble clef and a common time signature 'C'. It contains two measures of music with chords Am, Am, G, Am, G above them. Below the notes are fingerings: L5 L5 L5 L4 (up up up down down), L4 L5 R1 L9 R1 (down down L5 up up L5), L5 L9 L5 L4 L3 R7 (up up R1 down down L5), R6 L10 R1 L9 R1 (down up L10 up up L5), and R6 L10 L10 L9 R1 (down up down R1 up up L9). The second staff starts with a repeat sign and contains two measures with chords C, C, G, C above them. Below are fingerings: L10 R6 L9 L10 L9 R6 (up L9 down up up L9 up down), L10 R6 L9 L10 L9 L10 (up L9 down up down up down), L10 R6 L9 L10 L9 R6 (up L9 down up up L9 up down), R7 R3 R6 L10 L10 L9 L10 (up up down up down up down), and R6 L10 L10 L9 R1 L9 (down down down R1 up up up). The score includes first and second endings for both staves.

Book: Kerr's Fourth

O'Neill's

Source: Kerr's Fourth

Transcription: Transcription, chords: Mike Long

>>

# Castle Kelly

Reel

The musical score for 'Castle Kelly' Reel is presented in three staves. Each staff contains a melodic line in treble clef with a key signature of one sharp (F#) and a common time signature (C). Chords are indicated above the notes, and fingerings are indicated by numbers 1-5 and letters L (left hand) and R (right hand) with arrows showing the direction of the stroke.

**Staff 1:** Chords: Am, G, Am, G, (Em), Am, G. Fingerings: L5 L9 L5 L9, L5 R1 L5 L4, L5 L9 L5 L5 L10, L10 R6 R1 L5 L5, L5 L9 L5 L9, L5 R1 L5 L4.

**Staff 2:** Chords: Am, G, (Em), A, D, Am, G, A, D. Fingerings: L5 L9 L5 L5 L9 L10, L10 R6 R1 L5 L5, R7 L10 R2a L10 L10, L9 L5 L5 L4 L8 L10, L5 L9 L5 L5 L9 L10, L10 R6 L10 R2a L10 L9 L10.

**Staff 3:** Chords: Em, A, D, Am, G, Am, G, (Em). Fingerings: L10 R7 R7 R7 R7 R7, R7 R6 L10 R2a L10 L10, L9 L5 L5 L4 L5 L4 L5, L5 L9 L5 L5 L5 L9 L10, L10 R6 L10 L9 L5 L5.

>>

Book: ?

Source: Xerox of uncertain origin

Transcription: Transcription, chords: Mike Long

# Castleconnell lasses

Reel

(Ireland)

Chords: D D A D A Bm D D A

Fingering: L10 L10 R6 ↓ R6 R7 ↑ L10 ↓ ↑ ↓ ↓ L10 L10 L10 L5 ↓ R6 ↑ R2a R2a ↓ ↓ ↓ ↓ L10 L10 L10 L10 ↓ R6 R7 R6 ↑ ↓ ↓ ↓ L10 L5 R2a R1 ↓ R2a R2a ↓ ↑ R1 ↑ L10 L10 L10 L10 ↓ R6 R7 R6 ↓ ↓ ↓ ↓ L10 L10 L10 L5 ↓ R6 ↑ R2a R2a ↓ ↓ ↓ ↓

Chords: D A A Bm Bm A Bm

Fingering: L10 R6 R6 R7 R6 R7 R6 ↓ L10 ↓ ↓ ↑ ↑ ↑ ↑ L10 L5 R2a R2a R1 L9 ↑ R2a ↓ ↓ ↑ ↓ R6 L9 L10 R6 L10 ↑ ↓ ↓ L9 ↓ R1 ↑ L5 R1 R2a L10 L5 R2a ↑ ↓ ↓ L10 R2a ↓ R6 L10 R6 L9 L10 ↑ ↓ L9 ↓ ↓ R1 ↑ ↓ ↑

Chords: A Bm Bm A Bm A A Bm

Fingering: L10 L5 R2a R2a R1 L9 ↑ R2a ↓ ↓ ↑ ↓ R6 L9 L10 R6 L9 L10 ↑ ↓ ↓ L9 ↓ ↓ R1 ↑ L5 R1 R2a L10 L5 R2a ↑ ↑ ↓ L10 R2a ↓ L10 R2a R1 R2a R7 R6 ↓ ↓ L10 ↓ L10 ↑ L10 L5 R2a R2a R1 R1 ↑ R2a ↓ ↓ ↑ ↓ ↓ ↑ ↓

>>

Book: Joyce, P. W.; "Old Irish Folk Music and Songs"

Source: joycei~1.abc

Transcription: Transcription:??, chords:Mike Long

# The cat that ate the candle

Reel

The image shows two systems of musical notation for a reel. Each system consists of a treble clef staff with a key signature of one sharp (F#) and a common time signature (C). The first system has chords Em, D, A, and two first endings of C. The second system has chords Em, D, A, and two first endings of C. Fingerings are indicated by numbers 1-5 and letters R (right hand) and L (left hand) with arrows showing up and down strokes.

**System 1:**

- Chord: Em (R1 ↑)
- Chord: D (L4 ↓, R1 ↑, R1 ↑, R1 ↑)
- Chord: A (L10 ↓, L8 ↑, L3 ↓, L7 ↑)
- First Ending 1: C (L4 ↓, L5 ↑, R1 ↑, L5 ↓)
- First Ending 2: C (L5 ↓, R1 ↑, L7 ↓, L4 ↑, L3 ↓)

**System 2:**

- Chord: Em (R1 ↑, L10 ↑)
- Chord: D (R1 ↑, L10 ↑, R7 ↓)
- Chord: A (R7 ↑, R6 ↓, R6 ↓, L10 ↑, L10 ↓)
- Chord: C (L10 ↑, L10 ↓, L9 ↑, R1 ↑, L5 ↑, L7 ↓)
- First Ending 1: C (L5 ↓, R1 ↑, L5 ↑, L7 ↓, L5 ↓, L4 ↑, L4 ↓, L3 ↑)
- First Ending 2: C (L5 ↓, R1 ↑, L5 ↑, L7 ↓, L5 ↓, L4 ↑, L4 ↓)

Source: Larry MacDonagh, Ballinafad, Co. Sligo (?)

IrTrad

Discography: Altan, The First Ten Years, 10a

Transcription: Transcription:Jerome Colburn, chords:Mike Long

>>



# Christmas eve

## Tommy Coen's reel

Reel

Tommy Coen (Ireland)

The musical score consists of six staves of music in the key of D major (one sharp) and 4/4 time. Each staff includes a treble clef, a key signature of one sharp (F#), and a common time signature (C). The music is written in a single melodic line with various rhythmic patterns, including eighth and sixteenth notes, and rests. Chord diagrams are placed above the staff lines, and guitar tablature (L5-L10, R1-R7) is placed below the staff lines. Some measures contain triplets, indicated by a '3' and a slur. The score concludes with a double bar line and repeat dots.

Chord diagrams: G, G, (C), G, G, D, G, G, (C), G, C, D, G, Em, Am, C, D, G, Am, C, G, D, G, G, C, G, D, G.

Tablature includes: L5 L4 L3 L4 L5 L5 L5, R1 L10 R1 L5 R1 L5 L5, R1 L5 L5 L4 L3 L3 L4, L5 L5 R1 L5 R1 L5 L4, L3 L3 L4 L5 L5 L5, R1 L10 R1 L5 R1 L5 L5, R1 L5 L5 L5 L4 R1 L5, L5 R1 L5 L4 L5, L5 L5, R1 L5 R1 R2a L10 L10 L10 L10 R6, R7 R7 R7 R6 L10 R6, L10 R6, R7 R7 L10 R6 R7 R6 L10, L10 L10 L10 R1 L5 R1 L5 L5, R1 L5 R1 R2a L10 L10 L10 R6, R7 R7 R7 R6 L10 R6, L10 R6, R7 R6 L10 L10 R1 L5 R1, L5 R1 L5 L4 L5, R2 L9, R1 L5 L5, R2 L5 R1 R2a L10, L10 R6 R6, L10 R6 L10 L9, R1 L5 L5 L3 L5 R1, L7 L5 L5 L7 L5 L5, R1 L5 L5 R2 R1 R2a, L10 R6 L10 L10, R7 R7 R7 R6 L10, L5 R1 L4 L5, L5 L5 L5 L5 L5 L5, L5 L5 L5 L5 L5 L5, L5 L5 L5 L5 L5 L5, L5 L5 L5 L5 L5 L5, L5 L5 L5 L5 L5 L5.

>>

Book: Ceol Rince 2 n140

Source: My arrangement from various sources

Discography: Show the ladies

Transcription: Transcription, arrangement, chords:Mike Long

>>

# The clock in the steeple

Reel

(Ireland)

A D A E A D E (A) A D

R3a R7 L10 L10 R6 R3a R7 R6 L10 L10 R1 R3a R7 L10 L10 R6 R3a R7 R6 L10 R2a L5 L5 R3a R7 L10 L10 R6 R3a

A E A D E (A) A D A E

R7 R6 L10 L10 R1 R2a L5 R2a R6 R7 R7 R7 R6 L10 R1 L10 R2a L5 L5 R1 R2a R2a R2 L10 L10 L10 L10 R1 L10

A D E (A) A D A E A D E

R2a L5 R2 L10 R3a R7 L10 R2a L5 R1 R2a L5 R2 L10 L10 L10 L10 R1 L8 R2a R6 R7 R7 R6 L10 R1

(A)

R2a L5 L5

>>

Book: O'Neill's 1248

Source: O'Neill's 1248

Transcription: Transcription, minor arr., chords: Mike Long



# The clumsy lover

Reel

Neil Dickie

The musical score is presented in six systems, each with a treble clef staff in G major (one sharp) and common time. The notes are written in a rhythmic, dance-like style. Above each system, chords are indicated by letters (A, D, G, E). Below the notes, fingerings are indicated by numbers 1-5 and letters R (right hand) and L (left hand), with arrows showing the direction of movement (up or down).

**System 1:** Chords: A, D, A, G, A. Fingerings: R2a L10 L10 R1 L5, R2 R6 R6 L10 R6 L10, R2a L10 L10 R1 L5, R2 R1 R2a R2a, R2a L10 L10 R1 L5.

**System 2:** Chords: D, A, G, A, A, D. Fingerings: R2 R6 R6 L10 R6 L10, R2a L10 L10 L10, R1 L5 L5 R1 L5 R2 L10, R2a L10 R7 L10 L5, R2 L5 R2 R6 R7 R6 L10.

**System 3:** Chords: A, G, A, D, A, G, A. Fingerings: R2a L10 R7 R2a, R2 R1 L10 R1, R2a L10 R7 R2a, R2 L5 R6 R6 R6, R2a L10 L10 R1, R1 L5 L5 R2.

**System 4:** Chords: A, D, A, G, A, D. Fingerings: R2a L10 L10 R2a, R2 R6 R6 L10, R2a L10 L10 R2a, R2 R1 L10 R2a, R2a L10 L10 R2a, R2 R6 R6 L10.

**System 5:** Chords: A, G, A, A, D, A. Fingerings: R2a L10 L10 L10, R1 L5 L5 R1 L5 R2 L10, R2a R4 R2a R4 R2a, L10 R7 L10 R7 L10, R2a R4 R2a R4 R2a.

**System 6:** Chords: E, A, D, A, G, A. Fingerings: R1 R4 R2a L10 L10, R2a R4 R2a R4 R2a, L10 R7 R6 R7 R7 L10, R2a L10 L10 L8 R1, R1 L5 L5 R1 L5 R2 L10.

>>

Source: from Barra MacNeills' Traditional Album- rearranged mdl

My arrangement from various sources

Transcription: Transcription, arrangement, chords:Mike Long

# Coachman's whip

Reel

(Ireland)

**Staff 1:** G Em G D G G  
 L10 R1 L5 L3 L5 R1 L5    L4 R1 L4 L10 L5 R1    L10 R1 L5 L3 L5 R1 L5    L7 L5 L5 R2 R1 L5 L5 R1    L10 R1 L5 L3 L5 R1 L5  
 ↓ ↑ ↓ ↓ ↓ ↓ ↓    ↓ ↑ ↓ ↓ ↓ ↓ ↓    ↓ ↑ ↓ ↓ ↓ ↓ ↓    ↑ ↓ ↑ ↑ ↑ ↓ ↓ ↑    ↓ ↑ ↓ ↓ ↓ ↓ ↓

**Staff 2:** Em G D G G Em  
 L4 R1 L10 R1    L3 L4 L5 L10 R6    R6 L10 L5 R1 L5 R1    L10 L10 L4    L3 R1 L3 R1    L4 R1 L10 L5  
 ↓ ↑ L4 L4 L4    ↑ ↓ L5 R1 L10    ↓ ↓ L9 ↑ ↓ L5    ↓ ↑ L8 ↓    ↑ L5 L5 L5 L5    ↓ ↑ L4 L4 R1  
 ↓ ↓ ↓ ↓ ↓    ↓ ↑ ↓ ↓ ↑ ↑    ↑ ↑    ↓    ↓ ↓ ↓ ↓ ↓ ↓    ↓ ↓ ↓ ↓ ↓

**Staff 3:** G D D G  
 L10 R1 L5 L5 L4 L5 L5 R1    L10 L10 L8 L4    L3 L5 R1 L5 L3 L5 R1 L5    L7 L5 R1 L9 L10 L10 R6    R6 L10 L9 L5 R1 L5 L5  
 ↓ ↑ ↑ ↓ ↓ ↓ ↓ ↑    ↓ ↑ ↓ ↓    ↑ ↓ ↑ ↓ ↓ ↑ ↓ ↑ ↓    ↑ ↑ ↑ ↓ ↓ ↑ ↑    ↓ ↓ ↑ ↑ ↑ ↓ ↓

>>

Book: Music from Ireland Vol. 3

Source: Music from Ireland Vol. 3

Transcription: Transcription, chords: Mike Long

# The college groves

## The new demesne

Reel

(Ireland)

The musical score is presented in six systems, each consisting of a treble clef staff with a key signature of one sharp (F#) and a common time signature (C). The music is a reel, characterized by its 3/4 time signature and continuous eighth-note patterns. Above the staff, guitar chords are indicated by letters: D, C, G, C/A, A, and D. Below the staff, fretting diagrams are provided for each note, using letters L (left hand) and R (right hand) with numbers 1-10. Arrows indicate the direction of the stroke: up for the down-bow and down for the up-bow. Some notes are marked with a tilde (~) to indicate a grace note. The score includes a repeat sign with first and second endings. The first ending consists of two measures of C and D chords, and the second ending consists of two measures of C and (D) chords. The final measure of the second ending is marked with a double bar line and repeat dots.

>>

A D G 1 A D 2 A D  
 L10 R2a L10 R2a L10 R2a L10 L10 R6 L10 R6 R6 R7 R6 R7 R7 R6 R6 L10 R6 L10 L10 L10 R7 R6 R6 L10 R6 L10 L10 R7 R6 R6 L10 R6 L10 L10

Book: Fiddlers Fakebook

Krassen O'Neill's

O'Neill's 1208

O'Neill's 1209

Source: Henrik Norbeck?? Kevin Burke??

Discography: Kevin Burke: If the Cap Fits

Transcription: Transcription:Henrik Norbeck(?), Arr., chords:Mike Long

>>





# Come west along the road

## Over the moor to Peggy

Reel

The musical score consists of three staves of music in G major (one sharp) and 2/4 time. The first staff has a key signature of one sharp and a common time signature. It features chords G, G, C, G, and a first ending with Am and D, followed by a second ending with Am and D. The second staff continues with chords G, C, C, G, D, and (C). The third staff continues with chords G, C, C, G, C, D, C. Fingerings are indicated by numbers 1-5 and letters L (left hand), R (right hand), and 9, 10. Striking directions are shown with up and down arrows. Trills and triplets are also present.

>>

Book: Ceol Rince 2 n206

Source: Ricker ABC

Discography: Arcady: Many Happy Returns

Show the Ladies

Transcription: Transcription:??, chords:Mike Long

# The comely maiden

Reel

(Ireland)

The musical score is presented in three staves, each with a treble clef and a key signature of one sharp (F#). The time signature is common time (C). The chords and fingerings are as follows:

**Staff 1:**

- Measure 1: Chord D. Fingering: L10 R2a L8 L8 (down), L10 L10 L7 (down), down, down, up, up, up.
- Measure 2: Chord D. Fingering: L10 R7 R6 R7 (down), down, down, down, up, up, up.
- Measure 3: Chord A. Fingering: L10 R2a L8 L5 (down), down, down, down, up, up, up.
- Measure 4: Chord D. Fingering: R1 L10 L10 R2a R1 (up), up, up, L10 (down), L5 R2a (down), up, up, up.
- Measure 5: Chord D. Fingering: L10 R2a L8 L8 (down), down, down, down, up, up, up.
- Measure 6: Chord A. Fingering: L10 R7 R6 R7 (down), down, down, down, up, up, up.

**Staff 2:**

- Measure 7: Chord G. Fingering: R7 R7 R6 R6 L10 R2a (down), down, down, up, up, up, L10 R1 (down), down, down, up.
- Measure 8: Chord A. Fingering: L5 R2 L10 R2a R1 R2a (up), up, up, L10 L5 (down), down, up, up.
- Measure 9: Chord D. Fingering: L10 R7 R3a R6 L10 (down), down, up, down, R7 (down), up, up, R6 (down), up, up.
- Measure 10: Chord D. Fingering: R7 R7 R7 R6 L10 L10 (up), up, up, up, up, up, L10 R6 (down), down, up, up.
- Measure 11: Chord A. Fingering: L10 R7 R3a R6 L10 (down), down, up, down, R7 (down), up, up, R6 (down), up, up.
- Measure 12: Chord D. Fingering: L10 R7 R3a R6 L10 (down), down, up, down, R7 (down), up, up, R6 (down), up, up.

**Staff 3:**

- Measure 13: Chord G. Fingering: L10 L10 R2a R1 R2a (up), up, up, L10 L5 (down), down, up, up.
- Measure 14: Chord A. Fingering: L10 R7 R3a R6 L10 (down), down, up, down, R7 (down), up, up, R6 (down), up, up.
- Measure 15: Chord D. Fingering: R7 R7 R7 R6 L10 R2a R6 (up), up, up, up, up, up, L10 (down), down, up, up.
- Measure 16: Chord D. Fingering: R7 R6 R7 R6 R6 R6 L10 (down), down, up, up, up, up, up, L10 (down), down, up, up.
- Measure 17: Chord A. Fingering: L10 L10 R2a R1 R2a (up), up, up, L10 L5 (down), down, up, up.
- Measure 18: Chord A. Fingering: L10 L10 R2a R1 R2a (up), up, up, L10 L5 (down), down, up, up.

>>

Book: O'Neill's 1353

Source: Krassen O'Neill's p124

O'Neill's 1353

Transcription: Trish O'Neil, chords: Mike Long





# The Connemara stockings

Winter apples

The Galway reel

Reel

Chords: G, G, D, G, C, D, G, G, D, G, C, D, G, Em, D, Em, D, Em, G, D, G, D, C, D

>>

Book: Pubscouts

Krassen O'Neill's p153

O'Neill's 1513

Roche 1 n151

Source: Roche 1 n151

My arrangement from various sources, mainly Roche

Discography: Chieftains 1

Transcription: Transcription, arrangement, chords:Mike Long

# Connor Dunn's

Reel

The musical score is written in treble clef with a key signature of one flat (Bb) and a common time signature (C). It consists of four systems of music, each with a staff of notes and a corresponding line of fingerings. Chords are indicated above the staff.

**System 1:** Chords: F, F, (Bb), C, Bb, C. Fingerings: L5 L5 L4 R1 L4 L4 L5, L5 L5 L4 L5 L4 L5, L4 L5 L3 L4 L5 R3 L10 L10, L9 L5a L8 L5 L5 L4 L5.

**System 2:** Chords: F, F, (Bb), C, [1 Bb F] [2 Bb F]. Fingerings: L5 L5 L4 R1 L4 L4 L5, L5 L5 L4 L5 L4 L5, L4 L5 L3 L4 L5 R3 L10 L10, L9 L5a L5 L4 L4 L5, L9 L5a L4 L8.

**System 3:** Chords: C, C, Bb, C, Bb, F. Fingerings: L10 R6 R6 L10 L9 L10 L10 R6, L9 L10 L10 R6, L9 L5a L9 L10, L10 L9 R6 L10 L9 L10 L10 L9, L10 R3 R3 L10 R3 R6.

**System 4:** Chords: C, C, Bb, C, [1 Bb F] [2 Bb F]. Fingerings: L10 R6 R3 L10 R6 R3, L10 R6 R3 L10 L9 R6, L10 R6 R7 R4a R6 R3, L10 R6 L10 R6, L10 R6 L10 L9 L9 L5a.

>>

Source: Martin Hayes, Mike Long  
 Discography: Martin Hayes- Martin Hayes  
 Transcription: Transcription, chords:Mike Long

# The contradiction

## Miss Gunning's fancy reel

Reel

(Ireland)

The musical score consists of six systems, each with a treble clef staff in G major (one sharp) and 4/4 time. The notes are as follows:

- System 1:** A E A D A E (D) (A). Includes triplets and fingerings: L10, R2a, R2a, L5, R1, L4, L4, L7, L3a, L5, R2a, L10, L10, R2a, R2a, L8, L5a, R1, R2a, L10, L10, R3a, R7, R6, L10, L10.
- System 2:** A E A D A E (D) A. Includes triplets and fingerings: R2a, R2a, L5, R1, L4, L4, L7, L3a, L4, L5, R2a, L10, R6, L10, L10, R2a, R2a, L8, L5a, L8, R1, R3a, R7, R6, L10, R2a, L5, L5.
- System 3:** A E A E A. Includes fingerings: R3a, R7, L5, L5, R7, L5, R2a, L8, L5a, R1, L4, R1, L4, R1, L4, R3a, R7, L5, L5, R7, L5, R2a, L8, L5a, R1, L4, R1, R2a, L5, L5, R3a.
- System 4:** A E A D E A. Includes fingerings: R7, L5, L5, R7, L5, R2a, L8, L5a, R1, L4, R1, L4, R1, L4, R3a, R7, R3a, R6, L10, R6, L10, L10, R2a, L10, L4, L7, L5a, L8.
- System 5:** A D E A. Includes fingerings: L10, R7, L10, R4a, L10, R7, L10, R4a, L10, R7, L10, R8, L10, R7, L10, R8, L10, R4a, L10, R9, L10, R4a, L10, R9, L10, L10, R2a, R1, L5, L4, L5, L5.
- System 6:** A D E A D (E) A. Includes fingerings: R2a, L10, R6, L10, R2a, L10, R6, L10, L10, R2a, R1, L5, R1, L4, L4, R2a, L10, R6, L10, R2a, L10, R6, L10, R6, R7, R3a, R7, R7, R6, L10, L10.

>>



# The convenience

Reel

(Ireland)

Chords: D, A/G, G/A, D, A (G) D

Fingerings: L10 L8 R1 L5 R2 L5 R1 L5, L5 L5 L7 L5 L4 L5 L3 L5, R2 L5 R1 L5 R2 L5 R1 L5, L7 L5 L4 L5 L3 L3

Chords: D, A (G) D, D, 1 A (G) D

Fingerings: L10 R6 R6 L10 R6 L10 L10, R2a L5 R2a L10 R6 L10 R2a L10, L10 R6 R6 L10 R6 L10 L10, R2a L5 R1 R2a L10 L10

Chords: 2 A (G) D, D, A, D, G

Fingerings: R2a L5 R1 R2a L10 L10 R6 R6, R7 L5 R6 L5 R6 L5 R2 L5, L5 R2 L10 L8 L10 L10, R7 L5 R6 L5 R6 L5 R2 L5

Chords: A, D, D, A, D, G, A, D

Fingerings: L5 R2 L10 R2a L10 L10 R6 R6, R7 L5 L5 R7 L5 L5, R6 L5 L5 R6 L5 L5, R6 R7 R6 R6 R7 R7 R6, R6 L10 L10 R2a L10

>>

Source: Gill Pearson

Richard Robinson's web page/abc file

Transcription: Transcription, modifications, chords:Mike Long

# Cooley's reel

Reel

Em D Em

D G D Em Em

D Em D G D Em

Fingerings: L3, L4, R1, R1, L5, R1, L4, R1, R1, L5, R1, L10, L5, L5, L7, L4, L5, L3, R1, L3, L5, L3, L7, L3, L5, R2, L5, L7, L3, L4, R1, R1, L5, R1, L4, R1, R1, L5, R1, L10, R6, R6, R7, R6, L10, L10, L5, L7, L3, L4, L7, L3, L4, R6, R6, L10, R1, R1, L10, R6, R6, L10, R1, R3, L10, R1, L5, R1, L7, L3, L7, R1, L7, R2, R6, L10, R1, L10, R3, L10, R1, L10, R6, R7, R6, R2a, L10, L5, L3, L4, L3, L4, L5, L5, L5, L5, L5, L5, L5, L10, R6, L10, R1, R1, R1, L10, R6, L10, R1, L7, L3, L4, L3, L4, L7, L3, L4

>>

Book: Fiddler's Fakebook

Source: My arrangement from various sources

Transcription: Transcription, arrangement, chords: Mike Long

# The copperplate

Reel

The musical score for 'The copperplate' is presented in three staves. Each staff contains a melodic line in treble clef with a key signature of one sharp (F#) and a common time signature (C). The music is accompanied by chords and detailed fingering instructions for the left hand.

**Staff 1:** Chords: Am, G, Em, (G), Am. Fingering includes sequences like L5 L4 L9 L5, R7 L10 L9 L7, L5 L3 R1 R1, R6 L10 L9, R1 L5, L5 L4 L9 L5, R7 L10 L9 L5.

**Staff 2:** Chords: G, Am, Am, Am, G. Fingering includes sequences like L5 R1 L9 L10, R6 R6 R7, R7 R6 L10, L9 L5 L5, R7 R6 L10, R7 R6 R7 R6, R7 R6 L10, L9 L5 L5, R7 R6 L10, R6 R7 R7 R6.

**Staff 3:** Chords: Em, (G), Am, G, Am. Fingering includes sequences like R6 L10 L9, R1 L5 L5, R7 R6 L10, R7 R6 R7 R6, R7 R6 L10, L9 L5 L5 R1, L5 R1 L9 L10, R6 R6 R7, R7 R6 L10, L9 L5 L5.

>>

Book: The Irish Fiddle Book

Source: Richard Darsie's web page

Transcription: Transcription, chords: Mike Long





# Courting them all

## Rachael Rae

### John Grady's downfall

Reel

(Ireland)

Chords: D, D, A, D, G, 1 A D, 2 A D, D, G, A, D, A, D, D, G, A, D

Fingerings: L6, L3 L7 L5 R1 R2a, L8 R1 R2a, L10, R6 L10 L10, L5 R2a, L10 L8 R2a R1 L5 L5 L7, L4 L7 L5 L7 L4 L7 L3 L3 L6, L4 L7 L5 L7 L4 L7 L3 L3 R2a, L10 R6 L10 R6 R7 R6 L10, R6 R7 R6 L10 R2a L5 R2a, L10 R6 L10 R6 R7 R6 L10, L10 R6 L10 R6 L10, L8, L10 R6 L10 R6 R6 L10, R6 R7 R6 L10 L5 R2a, L10 L8 R2a R1 L5 L5 L7, L4 L7 L5 L7 L4 L7 L3 L3 L6

>>

Book: Krassen O'Neill's p149  
 O'Neills 1489  
 Kerr's First p4  
 Ceol Rince 2 n174  
 Source: Krassen O'Neill's  
 Transcription: Transcription, chords:Mike Long

# Craig's pipes

Reel

(Ireland)

The musical score for 'Craig's pipes' is written in G major (one sharp) and 2/4 time. It consists of four staves of music. The first three staves each begin with a G chord and a fermata. The fourth staff has two first endings (labeled 1 and 2) and ends with a double bar line. Fingerings are indicated by numbers 1-5 and 9-10, with arrows showing up and down strokes. A '3' indicates a triplet. A '>>' symbol is located to the right of the third staff.

Book: Irish Traditional Music Session Tunes 2 n9

Source: Irish Traditional Music Session Tunes 2 n9

Transcription: Transcription, minor arr., chords: Mike Long

# Cronins Reavy's

Reel

(Ireland)

The musical score is presented in three systems, each on a single treble clef staff with a key signature of one sharp (F#) and a common time signature (C). The first system contains five measures with chords G, C, G, D, and G. The second system contains six measures with chords C, G, D, G, D, G, G, and C. The third system contains seven measures with chords G, D, G, C, G, D, and G, D, G. Fingerings are indicated by numbers 1-5 above notes, and directions (up/down arrows) are placed below the notes. Chords are written above the staff. A repeat sign is present at the end of the second system. A double arrow symbol (>>) is located to the right of the third system.

Book: Music from Ireland Vol. 3

Source: My arrangement from various sources

Transcription: Transcription, arrangement, chords: Mike Long

# The crooked road (to Dublin)

Reel

G D G F G D | 1 C D | 2 C D | G D

L5 L5 L7 L5 L7 L5 L7 L5 L9 L5 L5 L7 L5 R6 R6 L10 L5 R2 R1 L5 R6 L10 L5 R2 R1 L10 R6 R6 R6 R6

↓ ↓ ↑ ↓ L5 ↓ ↑ L5 ↑ R2 L5 ↓ ↑ L5 ↑ ↓ L5 ↑ ↓ L9 ↑ ↑ L9 ↑ ↓ L9 ↑ ↑ L9 ↓ R6 ↑ ↓ R7 ↓ ↓ ↑ ↑

G D G D C D G D G D G D

L10 R6 R7 R6 L10 L10 R6 R6 R6 R6 R6 L10 L5 R2 R1 L10 R6 R6 R6 R6 L10 R6 R7 R6 R7 R6 R6 R7 R6 R6 R7 R6 R6 L10 L5 R1 L5

↓ ↓ ↑ ↓ R6 ↓ ↓ ↑ ↓ R7 ↑ ↓ L9 ↑ ↑ L9 ↓ ↓ ↑ ↓ R7 ↓ ↓ ↑ ↓ R7 ↓ ↓ ↑ ↓ R7 ↑ ↓ L9 ↑ ↑ ↑ ↑

Source: ricker~3.abc, hnreel~1.abc(?)

Transcription: Transcription:??, chords:Mike Long

>>

# Cross the fence

Reel

G C G C G Am D G C G

L3 R1 L5 L9 R1 L5 R2 R6 L10 R1 R1 L9 L10 R1 L5 R1 R1 L5 L5 L7 L10 L5 L5 L3 L3 L5 L5 L9 L10 R6 L10 L5 R1

G D G D G C G Am D

L10 L9 L10 L10 L9 L5 L5 L7 L5 L5 L7 L9 L5 L7 L4 L5 L7 L9 R1 L5 L3 R1 L10 L9 L10 R1 R1 L5 L5 L7 L10 L5 L9

G D G G D G G

L3 R1 L3 L9 L10 L10 R1 R1 L10 L9 L10 L10 L9 L5 L5 L7 L5 L5 L7 L9 R1 L9 L10 R6 R6 R7 R6 R7 R7 R6 R6 R6 R6

Am D G D G G D G

L10 R7 R3a R6 R6 L10 R2a L9 R1 L9 R1 L5 R1 L5 L5 L3 L3 L5 L9 L10 L9 L10 L10 L9 L5 L5 L7

>>

Source: Richard Darsie's web page

Transcription: Transcription, chords: Mike Long

# Crossing the Shannon

Reel

(Ireland)

D D A D G A D

L7 L5 L5 R2 L10 L8 L10 L10 L8 L10 R6 L10 L10 L8 L10 L8 L10 L10 L8 L5 L7 L3 L4 L7 L5 R1 L5 R2 L10 L8 L10 L10

D A D G A D D G D A

L8 L10 R6 L10 L10 L8 L10 R7 R6 L10 R7 R6 L10 L10 L10 L7 L5 L5 R2 L10 R6 R7 R6 L10 R6 R7 R6 L10 R6 L10 L10

D D A D G D A D G A D

L8 L10 L8 L7 L8 L5 L3 L4 L7 R1 L5 R2 R6 R7 L10 R6 R7 L10 R6 R1 L8 L10 R7 R6 L10 R7 R6 R2a L10

Book: Music from Ireland Vol. 3

Source: Music from Ireland Vol. 3

Transcription: Transcription, chords: Mike Long

# Crowley's

Reel

(Ireland)

The musical score for 'Crowley's' is presented in three systems. Each system consists of a treble clef staff with a key signature of two sharps (F# and C#) and a common time signature (C). The music is a reel, characterized by its 8/8 time signature and rhythmic patterns. Chords are indicated above the staff, and fingerings are indicated below the staff with letters L (left hand) and R (right hand) and numbers 1-5. Some notes are marked with a '3' for a triplet. The first system contains 12 measures, the second system contains 8 measures, and the third system contains 8 measures. The chords and fingerings are as follows:

**System 1:**

- Measure 1: Chord D, Fingering: L5 R2 R1 L10 ↑ ↑ ↓ ↓ R1 ↑
- Measure 2: Chord G, Fingering: L5 L3 L4 ↑ ↑ L7 L3 ↑ ↓ ↓ ↑
- Measure 3: Chord D, Fingering: L5 L3 L5 ↑ ↑ L7 ↑ ↓
- Measure 4: Chord (A), Fingering: L5 R2 R1 L5 R2a ↑ ↑ ↑ ↑ R1 ↑ ↓
- Measure 5: Chord D, Fingering: L5 R2 R1 L5 R2a ↑ ↑ ↑ ↑ R1 ↑ ↓
- Measure 6: Chord G, Fingering: L10 L10 R6 L10 R1 ↓ R6 R6 ↑ ↑ L10 ↓ ↓
- Measure 7: Chord D, Fingering: L5 R2 R1 L10 ↑ ↑ ↓ ↓ R1 ↑
- Measure 8: Chord (A), Fingering: L5 L3 L4 ↑ ↑ L7 L3 ↑ ↓ ↓ ↑
- Measure 9: Chord D, Fingering: L5 L3 L5 ↑ ↑ L7 ↑ ↓
- Measure 10: Chord (A), Fingering: L5 L3 L5 ↑ ↑ L7 ↑ ↓

**System 2:**

- Measure 1: Chord D, Fingering: L5 R2 R1 L5 R1 R2a ↑ ↑ ↑ ↑ ↓
- Measure 2: Chord G, Fingering: L10 L10 R6 L10 L10 ↓ R6 ↑ R6 ↑ ↓ ↓ L10 ↑
- Measure 3: Chord A, Fingering: L10 L10 R6 L10 L10 ↓ R6 ↑ R6 ↑ ↓ ↓ L10 ↑
- Measure 4: Chord (G), Fingering: R6 R7 R6 R6 R6 ↑ ↑ ↓ ↓ ↑ ↓
- Measure 5: Chord D, Fingering: L10 R2a L5 R2 L5 R2a ↑ L8 ↓ R1 ↑ ↓ ↓ L10 ↑
- Measure 6: Chord G, Fingering: L10 R6 R6 R6 R6 ↓ R6 ↑ R6 ↑ ↓ ↓ L10 ↑
- Measure 7: Chord A, Fingering: L10 R6 R6 R6 R6 ↓ R6 ↑ R6 ↑ ↓ ↓ L10 ↑
- Measure 8: Chord G, Fingering: L10 R6 R6 R6 R6 ↓ R6 ↑ R6 ↑ ↓ ↓ L10 ↑

**System 3:**

- Measure 1: Chord A, Fingering: R7 R6 R6 L10 R6 L10 L10 ↑ ↑ ↓ ↓ L10 ↑
- Measure 2: Chord (G), Fingering: R6 L10 L10 R6 R7 R6 R6 R6 ↑ ↑ ↓ ↓ ↑ ↓
- Measure 3: Chord D, Fingering: L10 R2a L5 R2 L5 R2a ↑ L8 ↓ R1 ↑ ↓ ↓ L10 ↑
- Measure 4: Chord G, Fingering: L10 R2a L5 R2 L5 R2a ↑ L8 ↓ R1 ↑ ↓ ↓ L10 ↑
- Measure 5: Chord A, Fingering: R6 R7 R6 R6 R6 ↑ ↑ ↓ ↓ ↑ ↓
- Measure 6: Chord D, Fingering: R6 R7 R6 R6 R6 ↑ ↑ ↓ ↓ ↑ ↓
- Measure 7: Chord G, Fingering: R7 R6 R6 L10 R6 L10 R1 ↑ ↓ ↓ L10 ↑
- Measure 8: Chord (G), Fingering: R7 R6 R6 L10 R6 L10 R1 ↑ ↓ ↓ L10 ↑

>>

Source: John Doyle Video & Pubscouts

Transcription: Mark Boronkay, Mike Long, Chords: Mike Long







# The curvy road to Corinth

Reel

Larry Unger (USA)

The musical score is presented in three systems, each with a treble clef and a key signature of one sharp (F#). The time signature is common time (C). The first system contains six measures with chords Em, D, Em, C, D, and Em. The second system contains seven measures with chords D, C, G, D/B, C, G, and Am. The third system contains five measures with chords Bm, C, G, D, and Bm. Each measure includes a sequence of notes and a set of fingerings indicated by numbers 1-10 and arrows for up and down strokes.

>>

Book: The Portland Collection

Transcription: Transcription:Mike Long , chords:The Portland Collection



# Dandy Denny Cronin

Reel

(Ireland)

A G A A G A A

L10 L8 L5 R2 L10 R6 R6 L10 R6 L10 L10 L10 R6 L10 L8 L5 R2 L10 R6 R6 L10 R6 L10 R1 L5 L5 R2 L5 L5 R2 L10 R6

G D G G A A G G A

R6 R6 R6 L10 L10 L10 L10 R6 R7 R6 L10 L10 R1 L5 L5 R7 L10 R6 R7 R6 L10 L10 L10

A G (D) A A G G A D G G A

R7 L10 R6 R7 R6 L10 L10 R1 L5 L5 R7 L10 R6 R7 R6 L10 L10 L10 L10 L10 R6 R7 R6 L10 L10 R1 L5 L5

>>

Book: O'Neill's 1467

Source: O'Neill's 1467

Transcription: Transcription:Bob Safranek, chords:Mike Long

# Denis Lanctot's

Reel

Jerry Holland (Cape Breton)

<http://www.capebretonet.com/Music/Holland>

The musical score is presented in four systems, each with a treble clef and a key signature of one sharp (F#). The time signature is common time (C). The notes are written in a rhythmic style typical of Cape Breton fiddle music. Chords are indicated by letters above the staff, and fingerings are indicated by letters (R for right hand, L for left hand) with arrows showing the direction of the stroke.

**System 1:** Chords: D, C, D, A, G. Fingerings: R6, R6 R2 L5 L3 L3 L3 L3 L7 L5; L5 L4 L3 L3 L4 L7 L5 R1; L5 L3 L7 L4 L3 L7 L5 L8 L10; R2a L10 L10 R6 R6 R7 R7 R6.

**System 2:** Chords: D, C, D, G, A, D. Fingerings: R6 R2 L5 L3 L3 L3 L3 L7 L5; L5 L4 L3 L3 L4 L7 L5 R1; L5 L5 L7 L3 L3 L3 L3 L7 L5; R1 L10 L10 R2a L10 L10.

**System 3:** Chords: G/D, D, C, D, C, D. Fingerings: R6, R6 R7 R7 R7 R7 L10 L10 L10; R6 L9 L9 L9 R6 R6 L10 R6; R6 R7 R7 R7 R7 L10 R6 R7; R6 L9 L10 R6 R6 L10 L10 R6.

**System 4:** Chords: G/D, D, C, D, C, D, C, D. Fingerings: R6 R7 R7 R7 R7 L10 L10 L10; R6 L9 L9 L9 L9 R6 R6 L10 R6; R6 R7 R6 R6 L9 L10 R6; R7 R6 R6 L10 R6 L10 L10.

>>

Source: toront~3.abc

Discography: Fiddler's Choice, Fiddlesticks Music

Transcription: Transcription:Paul Stewart Cranford, chords:Mike Long

# Dick Gossip's reel

Reel

The musical score for "Dick Gossip's reel" is presented in three staves, each with a treble clef and a key signature of two sharps (D major). The time signature is common time (C). The first staff begins with a repeat sign and contains the following chords: D, A, D, G, A, A, G, D, A. The second staff contains chords: D, G, A, followed by two first endings for G and D, and then G. The third staff contains chords: A, G, A, G, D. Fingerings are indicated by numbers 1-5 and letters L (left hand) and R (right hand), with arrows showing the direction of finger movement. Some notes are marked with a tilde (~) to indicate grace notes. The score concludes with a double bar line and repeat dots.

>>

Source: local sessions

Transcription: Transcription, arrangement, chords: Mike Long





# Dr. Gilbert's

## Reel

The musical score for 'Dr. Gilbert's' Reel is presented in four staves. Each staff contains a line of music in treble clef with a key signature of one sharp (F#) and a common time signature (C). Above the notes, chords are indicated: Em, D, Em, G, Em, D, Em, G, D, G, D, G, D, Em, Em, D, G, D, Am, Em, D, Bm, D, Am, G, D, Em. Below the notes, detailed fingering instructions are provided using letters R (Right hand) and L (Left hand) with numbers 1-7 and 'a' for the second string, and arrows indicating the direction of the stroke (up or down).

Staff 1: Em D Em G Em D Em  
 Staff 2: G D G D Em Em D  
 Staff 3: G D Am Em D Bm D Am G  
 Staff 4: D Em

>>

Book: Irish Fiddle Book  
 Source: Irish Fiddle Book  
 Transcription: Transcription, chords:Mike Long

# Dr. Taylor

Reel

(Ireland)

G C G D G C C D G C

L5 L7 L5 L4 L5 L3 L7 L5 R1 L10 L9 R1 L5 L7 L5 L7 L5 L4 L5 L3 L9 R1 L9 L10 L9 L9 R1 L5 L7 L5 L7 L5 L4 L5 L3 L7

G D G C D G G C C D

L5 R1 L10 L9 R1 L5 L7 L5 L7 L5 L5 R1 L9 L10 R6 R6 L10 L5 R1 L5 L5 R6 L10 L10 L10 R1 L10 L9 L5 R1 L5 L5 L5 L4 L5

G C D G G C C D G C

R6 R6 R6 L10 L10 R1 L10 L10 L10 R1 L5 L5 R6 R6 R6 L10 L10 R1 L10 L9 R1 R1 L5 L5 L5 L4 L5 L3 L4 L5 L5 R1 L9 L10

D

R6 R7 R7 R6 R6 L10 L10 R1

>>

Book: O'Neill's 1359

Source: O'Neill's 1359

Transcription: Transcription: Trish O'Neil, minor arr., chords: Mike Long

# The dogs among the bushes

Reel

(Ireland)

The musical score consists of three staves of music in treble clef, 2/4 time. The first staff contains six measures with chords G, G C, G, F, G, and G C. The second staff contains four measures with chords G, F, G, and F. The third staff contains four measures with chords G, G, G, and F. Fingerings are indicated by numbers 1-5 and letters R (right hand) and L (left hand) with arrows showing the direction of movement.

>>

Book: O'Neill's 1274

Source: O'Neill's 1274

Transcription: Transcription, arrangement, chords: Mike Long

# Dowd's #9

## The cow with the crooked horn

Reel

(Ireland)

>>

Book: Music of Corktown

Bulmer & Sharpley 4 (?)

Source: My arrangement from memory

Discography: Matt Molloy & Sean Keane: Contentment is Wealth

Davy Spillane: Shadow Hunter

Transcription: Transcription, arrangement, chords: Mike Long

# Dowd's favorite

## Reel

(The maid at the churn in 3 parts)

The musical score consists of four staves of music in G minor, 3/4 time. Each staff includes a treble clef, a key signature of one flat, and a common time signature. The music is a reel, characterized by its rhythmic patterns and repeated notes. Chords are indicated above the notes, and fingerings are indicated by numbers 1-5 and letters L, R, and R4a. The score is divided into four systems, each with a set of chords and fingerings below the notes.

**System 1:** Chords: Gm, F, Gm, (Eb), F, Gm, F. Fingerings: L3 L5 L8 L8 L4, L3 L4 L4 L4, L3 L4 L8, L5a L8 R2, L9 R3 L5 L5, L3 L5 L8 L8 L4, L3 L4 L4 L4.

**System 2:** Chords: Gm, (Eb), F, (Gm), Bb, Bb, F, Bb, F, Gm. Fingerings: L3 L4 L8, L5a L8 R2, L9 R3, L5 L5 L8, L5a L5a L5a L5a, L4 L5a L5a L5 L8, L5a L5a L5a L5a, L9 L4, L5a L8 L8.

**System 3:** Chords: Bb, Bb, F, Gm, F, Gm, F. Fingerings: L5a L5a L5a L5a, L4 L5a L5a L5 L5, L8 L5a L9 R4a R6, R3 L9 L5a L5a, R6 L10 R6 R7, R3 L9 R3 R7.

**System 4:** Chords: Gm, (Eb), F, Gm, F, Gm, (Eb), F. Fingerings: R6 L10, R6 R4a R6, R3 L9 L5a L5a, R6 R3 R6 R6, R3 R6 L10 L5, L8 L5a L9, L5a R4a R6, R3 L9 L5a L5.

>>

Source: Richard Darsie's web page  
 Transcription: Transcription, chords: Mike Long



# Drag her round the road

## The shores of Lough Graney

Reel

(Ireland)

The musical score consists of three staves of music in the key of D major (one sharp) and 4/4 time. The first staff begins with an Em chord and contains two measures of music. The second staff continues with Em, D, and Em chords, followed by a first ending (1) with G and D chords, and a second ending (2) with C and D chords. The third staff continues with G, C, D, G, and D chords. Fingerings are indicated by numbers 1-5 for the right hand and L1-L10, R6 for the left hand, with arrows showing the direction of movement.

>>

Book: Ceol Rince 1 n112

Source: hnreel~1.abc

Discography: Four Men and a Dog: Shifting Gravel

Molloy, Peoples, Brady

Transcription: Transcription:Henrik Norbeck?, chords:Mike Long





# Drowsy Maggie 2

## The reel with the birl

### Tom Clair's Maggie

Reel  
APB The Chieftains

(Ireland)

Em      Em    D      Em      G    D      Em      Em    D

L4 R1 L10 R1    L4 R1 L5 L7 L7    L4 R1 L10 R1    L10 L10 L5 L7 L7    L4 R1 L10 R1    L4 R1 L5 L7 L7  
 ↓ ↑ L4 L4 L4    ↓ ↑ L4 ↑ ↑ L3    ↓ ↑ L4 L4 L4    ↓ R2a R1 ↑ ↑ L3    ↓ ↑ L4 L4 L4    ↓ ↑ L4 ↑ ↑ L3

Em      G    D      G    (A)    D      G

L4 R1 L4 L10 L4 R1 L4    L10 R2a L10 R1 L5 L7 L5    R1 L5 R1 L10 L10 L10 L10    R6 L10 L10 R2a L10 L10 R6    R6 R6  
 ↓ ↑ ↓ ↓ ↓ ↑ ↓    ↓ ↓ ↓ ↓ ↑ ↑    ↑ ↑ ↑ ↓ ↑ ↓ ↑    ↑ ↓ ↓ ↓ ↓ ↑ ↑    ↓ ↓ ↓ ↓

D      G    D      G      G    D

R6 R7 R7 R7 R6 L10    L10 R7 R7 R7 R6 L10    R6 R7 R7 R7 R6 L10    R1 R1 L5 R1 L5 L7 L8    L10 L10 L5 L7 L3 L7  
 ↑ ↑ ↑ ↑ ↑ L10    ↓ R7 ↓ ↓ ↑ ↑ ↑    ↑ ↑ ↑ ↓ ↑ ↑ ↑ L10    ↑ ↑ ↑ ↑ ↑    ↓ R2a R1 ↑ ↑ ↑ ↑

>>

Source: Chieftains 8  
 Transcription: Transcription, chords:Mike Long

# The drunken landlady

Reel

(Ireland, Scotland)

Em D Em

D Bm D Em Em D Bm D

Em D (Bm) D Bm D Em

>>

Book: Session tunes 3

Source: My arrangement from various sources- mostly web abc's?

Transcription: Transcription, arrangement, chords:Mike Long

# The Duke of Leinster's wife

## The ladies' pantalettes

Reel

(Ireland)

Chords: G F G D G

Fingerings for first staff:  
 Measure 1: R1 L10 L9 L5 L5 R1  
 Measure 2: L5 L4 R1 L4 L10 L4 R1 L4  
 Measure 3: R1 L10 L9 L5 L5 R6 L10  
 Measure 4: R6 L10 L9 L5 R1 L5 L5  
 Measure 5: R1 L5 L5

Chords: G D D G D G

Fingerings for second staff:  
 Measure 1: R2 R6 R6 R6 R6 R6 R6  
 Measure 2: R7 R7 R6 R6 L10 L10 L10  
 Measure 3: R6 R6 R7 R6 R6 R7 R7 R6  
 Measure 4: R6 L10 L9 L5 R1 L5 L5  
 Measure 5: R1 L5 L5

Book: Music from Ireland Vol. 3

O'Neill's 1235 -The ladies' pantalettes

Source: Music from Ireland Vol. 3

Transcription: Transcription, chords:Mike Long

>>

# The Dunmore lasses

## The road to Knock

Reel

(Ireland)

The musical score is presented in four systems, each on a single treble clef staff with a key signature of one sharp (F#) and a common time signature (C). The notes are written in a rhythmic style typical of Irish reels. Chords are indicated above the staff, and fingerings are indicated by letters (R for right hand, L for left hand) and numbers (1-5) with arrows pointing to the notes. Some notes are marked with a tilde (~) for grace notes. Trills are indicated by a '3' above a group of notes. The score includes repeat signs and first/second endings.

**System 1:** Chords: Em, D, Em. Fingerings: L4 L4 L7 L5 L7 L5 L5, R1 L10, R1 L10, L4 L3 L4 L7 L5 L5 R1 L5, L5 R1 L9 R1 L5 L5 L4 L7 L3, L4 L4 L7 L5 L7 L5 L5.

**System 2:** Chords: G, D, D. Fingerings: R1 L10 L10 L10 L10 L10 R6, R6 R6 L10, L10 L10 L10 R1 L5, L5 R1 L9 R1 L5 L5 L4 L7 L3, L5 R1 L9 R1 L5 L5 L4 L10 R6.

**System 3:** Chords: Em, D, Em, Em, D, Am, (Em), Em, D. Fingerings: R6 R6 R6 R6 L10 L10, R1 L10 R1 L10, R6 R6 R6 R6 L10 R1, L5 R1 R1, L5 L4, R6 R6 R6 R6 L10 L10, L10 L10 L10 R6.

**System 4:** Chords: Em, G, D, D. Fingerings: R1 L10 L10 L10 L10 L10 R6, R6 R6 L10, L10 L10 L10 R1 L5, L5 R1 L9 R1 L5 L5 L4 L10 R6, L5 R1 L9 R1 L5 L5 L4 L7 L3.

>>

Book: Ceol Rince 1 n189

Source: My arrangement from various sources

Transcription: Transcription, arrangement, chords:Mike Long





# Fair haired Mary

Reel

(Ireland)

The musical score is written on a treble clef staff in common time (C). It consists of three systems of music. Each system includes a melodic line and a series of fretting diagrams below it. The fretting diagrams use letters L (left hand) and R (right hand) with numbers 1-10 to indicate fingerings, and arrows to show the direction of movement (up or down). Chords are indicated by letters Gm, F, and Eb above the staff.

**System 1:** Chords: Gm, (Eb), F, Gm, F, Gm, (Eb), F. Fretting diagrams include: L5 R2 R2a L10 L9 L5a L8 R1 L10 R1 L4 L4 L4 L4; L5 R2 R2a L10 L10 R3 L9 R2 L5a L10 L5 L9 L8; L5 R2 R2a L10 L9 L5a L8 R1 L10 R1 L4 L4 L4 L4.

**System 2:** Chords: Gm, F, Gm, Gm, F, Gm. Fretting diagrams include: L5 R2 R2a L10 L10 R3 L9 L5 L5 L5 L5; R6 L10 R6 R7 R3 L10 L10 L10 R6 R6 R6 R7; L5 R2 R2a L10 L10 R3 L9 L5 L5 L5 L5; R6 L10 R6 R7 R3 L10 L10 L10 R6 R6 R6 R7.

**System 3:** Chords: F, Gm, F, Gm, Eb, F. Fretting diagrams include: R3 L10 L5 R2 L5a L5 R6 L10 R6 R6 R7 R6 R3 L10 L10 R6 R6 R7 R4a R6 R6 R6 R7 R6 R3 L10 L5 L5 L5 L5; L9 L9 L9 L9; L9 L9 L9 L9.

Book: O'Neill's 1474

Source: O'Neill's 1474

Transcription: Transcription:Bob Safranek, chords:Mike Long



# Famous Ballymote

Reel

The musical score for 'Famous Ballymote' is presented in two staves. The first staff contains the first two measures of the melody, and the second staff contains the remaining four measures. The key signature is one sharp (F#), and the time signature is common time (C). Fingerings are indicated by numbers 1-5 and letters L (left hand) and R (right hand) above or below notes. Chords are indicated by letters D, C, G, and (G) above the staff. The first staff has chords D, C, D, C, D. The second staff has chords D, G, C, D, (G), C, D.

Source: reels.abc

Discography: Bothy Band: 1975

Transcription: Transcription:??, chords:Mike Long

>>



# Far from home

Reel

(Ireland)

Chords: G, Am, D, G, Bm, C, G, D, G, G, D, C, G, Am, D, G, Bm, C, G, D, G

Fingerings: R1 L5, L5 L4 L3 L4 L5, L5 L5, R1, R1 L5 R1 L9 L10, L8 L4 L3 L4 L5, L5 R1, L5 L5 L5 R1, L5 L5 L4 L7, L5 L4 L3 L4 L5, L5 L5, R1, R1 L5 R1 L9 L10, L10 L10 R6 L10 L9, R1 L5 L5 L7 L5, R2 R6, R6 R6 L10 R6, R6 L10, L10 L10 L10 R1 L10, L10 L10 R6 L10, R6 L10 R6 L10 L9, R1 L5 L5 L7 L5, R6 L10 R1 L5 R1, L5 L5 L5 R1, L5 L5 L4, L5 L4 L3 L4 L5, L5 L5, R1, R1 L5 R1 L9 L10, L10 L10 R6 L10 L9, R1 L5 L5 L7 L5, L10 L10 R6 L10 L9, R1 L5 L5 L7 L5

Book: O'Neill's 1261

NE Fiddler's

Source: O'Neill's 1261

Transcription: Transcription: Trish O'Neill, chords: Mike Long

# Farewell to Erin

## Miss McLeod of Rosses

### The rakes of Strange

Reel

(Ireland, Scotland)

The musical score is presented in three systems, each with a treble clef and a key signature of one sharp (F#). The time signature is 2/4. The first system contains nine measures with chords D, A, D, D, A, G, A, D, A. The second system contains eight measures with chords D, G, A, D, A, D, D, A. The third system contains nine measures with chords G, A, D, G, D, A, D, G, A. Fingerings are indicated by numbers 1-5 above notes. Chord diagrams are provided below the notes, showing finger positions for the left hand (L) and right hand (R). Some diagrams include 'a' for the second finger. The score includes several triplet markings (3) and various rhythmic notations.

>>

Book: O'Neill's 1472

Source: My arrangement from various sources (mostly Kerr's Fourth- Miss McLeod of Rosses)

Transcription: Transcription, arrangement, chords: Mike Long







# Father Kelly's 2

Reel

(Ireland)

Chords: G D G Am C D G D G

Fingerings: R1 L10 R1 L9 R1 L7, L5 R1 L3 R1, L5 R1 R1 L5, L4 L5 L5 L5 R1 L5, R2 R1 L9 L5 L5, L5 R1 L3 R1

Chords: Am C | 1 D G | 2 D G | G Am

Fingerings: L5 L5 R1 L9 L10 R6, R6 L10 L9 R1 L5 L5, R6 L10 L9 R1 L5 L5 R1, L10 R6 R6 R6 R6 L10, L10 R7 R7 R6 R7 R6 L10

Chords: D C D G Am C D G

Fingerings: R6 L10 L10 L10 L10, R6 R6 L10 L10 R1, L10 R6 R6 L10, L10 R7 R6 R6 R6, R6 R6 L10 R1, L10 L9 R1 L5

>>

Book: Music from Ireland Vol. 3

Source: Music from Ireland Vol. 3

Transcription: Transcription, slight arr., chords: Mike Long

# The Fermoy lasses

Reel

(Ireland)

The musical score consists of three staves of music in the key of D major (one sharp) and 4/4 time. The first staff contains six measures with chords Em, Em, G, Em, D, Em, Em, D. The second staff contains six measures with chords G, D, G, G, C, G. The third staff contains six measures with chords D, G, G, C, G, D. Each measure includes a fretting diagram with letters L (left hand) and R (right hand) and arrows indicating finger placement and movement.

>>

Book: O'Neill's 1310

Richard Darsie's web page

Source: My arrangement from various sources

Transcription: Transcription, chords: Mike Long

# The ferry banks

Reel

(Ireland)

Chords: Dm C Dm Am C Dm C

Fret numbers and fingerings for the first system:

Staff 1: L3 L5 L4 L5 L3 L4 L3 L3 L5 L3 L5 L4 L5 L3 L3 L5 L9 L5 L3 L3 L5 L4 L5 L3 L4 L3 L3 L5

Staff 2: L4 L3 L4 L3 L3 L3 L4 L5 L9 L5 L4 L3 L3 L3 L4 L5 L9 L5 L4 L3 L10 L10 L10 L9 L10 R3 R3 L10 L10 L10 L9 L5 L5 L4 L4 L3 L3 L10 L10 L10 L9 L5 L5 L4 L4 L3 L3

Chords: F C | 1 Am C | 2 Am C | D A

Chords: D C D D A Dm C C

>>

Source: Richard Robinson's web page/abc file  
 Transcription: Transcription, chords: Mike Long



# Fisherman's island

Reel

Ed Reavy

D G D A G A D A G D

L3 L4 L5 L10  
 ↓ ↑ L7 R2 L8  
 ↑ ↑ ↑ ↓ ↑

R1 L5 R1 L5 L7 L7  
 ↑ ↑ L5 ↑ ↑ L3  
 ↓ ↑

L5 L4 L3 L7 L5  
 ↓ ↓ L4 L4 L5  
 ↓ ↓ ↓ ↓ ↓ ↓

R1 R2a L10 R2a L5  
 ↑ ↓ L10 L10 ↓ L5 R6  
 ↓ ↓ ↓ ↑ ↑ ↓

R6 L10 L10 L5  
 ↑ ↓ L10 ↑ R2a R2a  
 ↓ ↓ ↓ ↓ ↓ ↓

L10 L8 R1 L5 L7  
 ↓ ↑ ↑ ↑ L5  
 ↓ ↑

G 1 A D 2 A D D A

L4 L7 L5 R2a L10  
 ↓ ↑ L5 R1 L10 L10  
 ↓ ↑ ↑ ↓ ↓ ↓ ↓ ↓

R2a L5 L4 L7 L4  
 ↓ L5 L4 ↓ ↓ L3a  
 ↓ ↓ ↓ ↓

R2a L5 L4 L3  
 ↓ L5 L4 ↓ ↑ L3  
 ↑ ↓ ↓ ↑

R6 L10 L8 L7 L3 L5 R6 R6  
 ↑ ↓ L10 L7 ↑ L7 R2 L10  
 ↓ ↑ ↑ ↑ ↑ ↑ ↑ ↑

R6 R2a R7 R2a  
 ↓ L10 L10 L10 L10  
 ↓ ↓ ↓ ↓ ↓ ↓ ↓ ↓

G A D G A D G 1 A D 2 A D

L10 L10 R2a L5  
 ↓ R6 L10 ↓ L5 L4  
 ↑ ↑ ↓ ↑ ↓ ↓ ↓ ↓

L3 L7 L5 R6  
 ↑ ↑ L7 R2 L10  
 ↑ ↑ ↑ ↑ ↑ ↓ ↓ ↓

R1 R3 L10 R2a  
 ↑ ↓ R6 ↑ L10 R1  
 ↓ ↓ ↓ ↓ ↓ ↓ ↓ ↓

L5 R2 R7 R6 R7 L10  
 ↑ ↑ R6 ↓ ↓ L10  
 ↑ ↑ ↑ ↓ ↓ ↓ ↓ ↓

R2a L5 L4 L3  
 ↓ L5 L4 ↓ ↑ L3  
 ↑ ↓ ↓ ↑

R2a L5 L4 L7 L4  
 ↓ L5 L4 ↓ ↓ L3a  
 ↑ ↓ ↓ ↓ ↓ ↓ ↓ ↓

>>

Source: Henrik Norbeck

Transcription: Henrik Norbeck(?), chords: Mike Long

# The flax in bloom

Reel

(Ireland)

The musical score consists of four systems of music, each with a treble clef, a key signature of two sharps (F# and C#), and a common time signature (C). The chords are D, G, and A. The fingerings are indicated by letters L (left hand) and R (right hand) with numbers 1-5 and 'a' for the second finger. The score includes triplets and various rhythmic patterns.

**System 1:** Chords: D, G, D, A. Fingerings: L3, L7, L4, L3, L7, L5, L5, R6; R6, R6, L10, L10, L10, L10, R1, L10; L8, R1, L5, L7, L5, R2, R6, R7, R6; R6, R7, R6, L10, L10, L10, R1, L10.

**System 2:** Chords: D, G, D, A, D. Fingerings: L3, L7, L4, L3, L7, L5, L5, R6; R6, R6, L10, L10, L10, L10, R1, L10; L8, R1, L5, L7, L5, R1, L10, L10; R6, R7, L10, R6, R6, L10, L10.

**System 3:** Chords: D, A, G, D, D, G. Fingerings: R6, R6, R6, L10, R6, L10, L10, L10, L10, R2a, L10, R1, L5, L3, L7, L5; L3, L7, L5, R2, L7, L5, R2, R6; R6, R6, L10, L10, L10, R1, L10.

**System 4:** Chords: D, A, G, D, D, G, A, D. Fingerings: R6, R6, R6, L10, R6, L10, L10, L10, L10, R2a, L10, R1, L5, L3, L7, L5; L3, L7, L5, R2a, L10, L10, R6, R6; R7, R6, L10, R6, R6, L10, L10.

>>

Book: O'Neill's 1389

Source: O'Neill's 1389

Transcription: Transcription:Bob Safranek, Minor arr., chords:Mike Long

# The flogging reel

Reel

(Ireland)

**Staff 1:** G D  
 L10 L9 R1 L5 L5 R1 L5 R2 L5 R1 L5 L5 R1 L10 R6 L10 R1 L5 L5 R1 L10 L9 R1 L5 L5 L7 L5 L5 R1 L9 L5

**Staff 2:** G G D G D  
 R6 R6 L10 R1 L5 R1 L10 R6 R6 R6 L10 R6 R6 R7 R6 R6 R6 L10 R1 L9 L10 R1 L5 L5 L7 L5 L5 R1 L9 L5

**Staff 3:** G G D G D  
 R6 R6 L10 R1 L5 R1 L10 R6 R6 L10 R6 R6 R7 R6 R7 R6 R7 R6 R6 L10 L10 R1 L5 L5 L7 L5 L5 R1 L9 L5

**Staff 4:** G F  
 R1 L10 R6 L10 R1 L9 L10 L10 R1 L10 R6 L10 R1 L5 L5 R1 L5 L9 R3 L9 L8 L5a R3 L9 L5 L9 R3 L9 L5 L4 L4 R1

**Staff 5:** G D  
 R1 L10 R6 L10 R1 L9 L10 L10 R1 L10 L10 R6 R6 R6 R7 R7 R7 R6 R7 R6 R6 L10 L10 R1 L5 L5 L7 L5 L5 R1 L9 L5

>>

Book: O'Neill's 1206

Source: O'Neill's 1206

Transcription: Transcription, corrections, minor arr., chords: Mike Long



# The fox chased

Reel

(Ireland)

The musical score consists of three staves of music in the key of D major (two sharps) and 4/4 time. The notes are as follows:

- Staff 1:** A D E A D E A D. Fingerings: R3a ↓, R7 ↑, L10 ↑, R2a ↓, R6 ↓, L10 ↑, R2a ↓, R5 ↑, R1 ↑, R1 ↓, R2a ↑, L10 ↓, R1 ↑, R1 ↑, L8 ↓, L5a ↓, L7 ↑, L5 ↑, L4 ↓, L5 ↑, R1 ↓, R2a ↓, R2a ↓, L10 ↓, R1 ↓, L5 ↑, L4 ↓, L3a ↓, L7 ↓, L3 ↓, L4 ↓, L3a ↓.
- Staff 2:** E A D E A D A E. Fingerings: L2 ↑, R1 ↑, R1 ↓, R2a ↑, L10 ↓, R1 ↑, L5 ↓, R2a ↓, L10 ↓, R2a ↓, L10 ↓, R6 ↓, R7 ↓, L10 ↓, R1 ↑, L5 ↑, R2a ↓, L5 ↑, L5 ↓, L4 ↓, L7 ↓, L4 ↓, L5 ↓, L4 ↓, L5 ↑, L5 ↓, L4 ↓, L5 ↓, R1 ↓, R2a ↓, R1 ↑.
- Staff 3:** A D E A D A E A D E. Fingerings: R1 ↑, L5a ↓, L7 ↑, L5 ↓, L5 ↓, R1 ↑, L10 ↓, L10 ↓, R2a ↓, L5 ↓, L5 ↓, L7 ↓, L4 ↓, L4 ↓, L5 ↓, L5 ↓, L10 ↓, R2a ↓, L5 ↓, R7 ↓, R4 ↓, R2a ↓, L10 ↓, R6 ↓, R7 ↓, R2a ↓, R1 ↑, L8 ↓, L8 ↓, L4 ↑, L4 ↑, R2a ↓, R2a ↓, L10 ↓, R1 ↓, L4 ↑, L4 ↓, L5 ↓, L5 ↓, L10 ↓, R1 ↓, L5 ↓, R7 ↓, R1 ↓, R4 ↓, R7 ↓, R3a ↓, L10 ↓, L5 ↓.

>>

Book: Kerr's Fourth p21

Source: Kerr's Fourth p21

Transcription: Transcription, chords:Mike Long

# The foxhunter's reel

Reel

The musical score for 'The foxhunter's reel' is presented in five systems. Each system contains a treble clef staff with a key signature of two sharps (D major) and a common time signature (C). The music is written in a 2/4 time signature. Above the staff, chord symbols (A, D, E) indicate the harmonic structure. Below the staff, a series of letters (L, R) and numbers (1-8) with arrows indicate the specific fingerings and hand movements for each note. The piece is a 32-measure reel, with a repeat sign at the beginning and end.

>>

Book: Ceol Rince 2 n205

Source: My arrangement from various sources including my fevered imagination...

Transcription: Transcription, arrangement, chords: Mike Long



# Frenchie's reel

Reel

Ward Allen and Mel Lavigne

The musical score for 'Frenchie's reel' is written in Bb major (one flat) and 2/4 time. It consists of four staves of music. The first staff begins with a treble clef, a key signature of one flat, and a common time signature. The music is a continuous sequence of eighth notes. Above the staff, chords are indicated: Bb, F, and Bb. Below the staff, fingerings are given for each note, with 'L' for left hand and 'R' for right hand. The second staff continues the sequence, with a first ending bracket over measures 5-6 (Eb, Bb) and a second ending bracket over measures 7-8 (Eb). The third staff continues, with a first ending bracket over measures 11-12 (Bb, Eb, Bb). The fourth staff concludes with a second ending bracket over measures 13-14 (Bb, Eb, Bb) and a double bar line followed by '>>'. The key signature remains one flat throughout.

Book: The Portland Collection

Source: jc\_music.abc

My arrangement from various sources

Transcription: Transcription, arrangement, chords:Mike Long



# The fun of the fair

Reel

(Ireland)

The musical score consists of two systems of music. The first system starts with a treble clef and a common time signature. It features a sequence of chords: Am, Dm, Am, and then a first ending with G/E and E, followed by a second ending with E and Am. The second system starts with a C chord and a first ending with G, F, G, followed by a second ending with F and G. Fingerings are indicated by numbers 1-5 for the left hand and R for the right hand, with arrows showing the direction of the stroke.

**System 1:**

- Am: L5 L9 R1 L4 L3 L4 (↑ ↑ ↑ ↓ ↓ ↓) L5 R1 L10 R7 (↑ ↑ ↓ ↓ ↓ ↓)
- Dm: R3 L10 R3 L10 L10 L10 (↑ ↑ ↓ ↓ ↓ ↓)
- Am: L10 L9 R1 L5a L4 (↓ ↑ ↑ ↓ ↓ ↓)
- 1st Ending: L10 L9 R1 L5 R1 (↑ ↓ ↓ ↓ ↓ ↓)
- 2nd Ending: L10 L9 R1 L5 R1 (↑ ↓ ↓ ↓ ↓ ↓)

**System 2:**

- C: L9 L10 L9 L4 (↑ ↑ ↓ ↓ ↓ ↓) L9 L10 R6 L10 (↑ ↓ ↓ ↓ ↓ ↓)
- 1st Ending: R1 L10 R1 R1 (↑ ↓ ↓ ↓ ↓ ↓) R3 L10 R1 L5 R1 (↑ ↓ ↓ ↓ ↓ ↓)
- 2nd Ending: R7 R6 R3 L10 (↑ ↓ ↓ ↓ ↓ ↓) L10 L5 L9 L10 (↓ ↓ ↓ ↓ ↓ ↓)

Book: Kerr's Fourth p21

Source: Kerr's Fourth p21

Transcription: Transcription, chords:Mike Long

>>

# The Fyrish reel

Reel

David Gordon

Chords: Bm, D, A, G, Bm, D, A, G, D, A, G, Bm, D, A, G, G

Fingerings and rhythmic patterns are indicated by numbers (1-5) and arrows (↑ for upstroke, ↓ for downstroke) below the notes.

>>

Source: The Cast

IrTrad

Transcription: Juergen.Gier, chords: Mike Long

# The gatehouse maid

Reel

(Ireland)

The musical score consists of two staves of music in treble clef, key of D major (one sharp), and 4/4 time. The first staff contains the first eight measures, and the second staff contains the remaining eight measures. Chords are indicated above the notes, and fingerings are indicated by numbers 1-5 with arrows showing the direction of the finger movement.

**Staff 1:**

- Measures 1-2: Am (L5 R1 L10 R1 / L10 L10 L5)
- Measures 3-4: G (L5 L7 L5 / L5 L4 L4)
- Measures 5-6: (Em) (L5 R1 L10 R1 / L10 L10 L10)
- Measures 7-8: Am (L10 L10 R1 L5 / R7 L10 R7 L10)

**Staff 2:**

- Measures 9-10: G (R6 L10 R1 R1 L5 / R7 R6 R7 R6 R6)
- Measures 11-12: (D) (R6 R7 / R6 L10 R1)
- Measures 13-14: Am (L10 R6 R7 R7 / L10 R7 R6 R6)
- Measures 15-16: G (R6 L10 R1 R1 L5 / R7 R6 R7 R6 R6)
- Measures 17-18: (Em) (R6 R7 / R6 L10 R1)
- Measures 19-20: G (L10 R6 R7 R7 / R6 L10 R1)
- Measures 21-22: (D) (R6 L10 R1 R1 L5 / R7 R6 R7 R6 R6)

Book: Music from Ireland Vol. 3

Source: Music from Ireland Vol. 3

Transcription: Transcription, chords: Mike Long

>>

# Gerry Cronins

## Reel

The musical score is presented in three systems, each with a treble clef and a common time signature (C). The notes are written in a stylized, rhythmic fashion typical of fiddle notation. Chords are indicated by letters above the staff, and fingering is indicated by letters (L, R) and numbers (1-10) with arrows showing the direction of the stroke.

**System 1:** Chords: C, G, F, C, F, G, C, G, F. Fingering includes sequences like L9 R1 L5 L5 L4 L3 and L3 L6 L6 L1 L6 L3 L3.

**System 2:** Chords: C, F, G, C, C, F, C. Fingering includes sequences like L4 L5 L9 L10 R1 L9 L5 and L5 L4 L4 L3 L4 L3 L4 L5.

**System 3:** Chords: C, G, Am, G, F, C, F, G, C. Fingering includes sequences like R6 L10 L10 L10 L10 and R7 R6 L10 R6 L10 L10.

>>

Discography: Sean Smyth: The Blue Fiddle  
 Transcription: Transcription, Arr., chords: Mike Long



Book: 2 O'Neill's 1176

Source: 1 Richard Darsie's web page

2 O'Neill's 1176

Transcription: 1 Transcription, slight arr., chords:Mike Long

2 Transcription:Trish O'Neil & Mike Long, chords:Mike Long

>>







Book: Ceol Rince 3 n182

Discography: Fiddlesticks

Transcription: Transcription, chords:Mike Long

>>

# The golden keyboard

Reel

The musical score is presented in four systems, each with a treble clef, a key signature of two sharps (F# and C#), and a common time signature (C). The notes are primarily eighth and sixteenth notes, often beamed together. Chords are indicated above the staff, and fingerings are indicated below with letters (R for right hand, L for left hand) and numbers (1-5 for fingers, 6-8 for thumb/index/middle). Arrows indicate the direction of finger movement.

**System 1:** Chords: Em, G, Em, Em, G, D. Fingerings: R1 L5 L4 L7 L5 L7 L5 L5; R1 L5 R6 L5 R6 L5 R2 L5; R1 L5 L4 L7 L5 R1 L5 L5; L7 L3 L5 L3 R1 L3 L5 L3.

**System 2:** Chords: Em, G, D. Fingerings: L4 L3 L4 L7 L5 L7 L5 L5; R1 L5 R6 L5 R6 L5 R2 L8; L10 R2a L10 L10 R1 L5 L7.

**System 3:** Chords: Bm, Em, Em, Em, G, D, A. Fingerings: L3 L7 L5 L7 L5 L4 L4; R1 L10 L10 L10 R1 L10 L10 L10; R1 L10 L10 R6 L10 L10 R1 R2a; L10 L8 L5 R6 L5 R2a L10.

**System 4:** Chords: D, Bm, Em, G, D, Bm, D, Em. Fingerings: L10 R2a L10 R1 L5 L7; L4 L3 L4 L7 L5 L7 L5 L5; R1 L5 R6 L5 R6 L5 R2 L8; L10 R2a L10 R1 L5 L7; L3 L7 L5 L7 L5 L4 L4.

>>

Source: Richard Darsie's web page

Transcription: Transcription, chords: Mike Long

# The gravel walks

Reel

(Ireland)

The musical score for 'The Gravel Walks' is presented in five systems, each with a treble clef, a key signature of one sharp (F#), and a common time signature (C). The score includes chords and detailed fingerings for the left hand.

**System 1:** Chords: Am, Am, G, Am, C, G, Am, Am, G. Fingerings: L5 R2 R1 R2, L5 R2 R1 L5 R1, L5 R2 R1 L10, R6 L10 L9 R1 L5 R1, L5 R7 R6 R6, L5 R2 R1 L5 R1.

**System 2:** Chords: Am, C, G, Am, Am, G, Am. Fingerings: L5 R7 L5 R6 L5 R2 R6, R6 R6 R6 L10 L10 L5 R1, L5 R7 L5 R6 L5 R6 L5, L5 R2 L5 R1 L5 R1, L5 R1 L9 L10 R6 R6 R7.

**System 3:** Chords: C, G, Am, Am, G, Am, C, G. Fingerings: R6 L10 L9 R1 L5 L5 R1, L9 L5 L5 L5 L5 L5 R1, L9 L5 L5 R1 L5 R1 L10, L9 L5 L5 L5 L5 R2 R6, R6 R6 R6 L10 L10 L5 R1.

**System 4:** Chords: C, C, G, C, C, G, C. Fingerings: L9 R6 L9 R7 L9 R6 L9, L9 R6 L9 R1 L5 L5 R1, L9 R6 L9 R7 L9 R6 R7, R6 L10 L9 R1 L5 L5 R1, L9 R6 L9 R7 L9 R6 L9.

**System 5:** Chords: C, G, 1 Am, C, G, 2 Am, Am, G. Fingerings: L9 R6 R1 L5 R1, L5 R1 L10 R6 R7, R6 L10 L9 R1 L5 R1, L5 R7 R7 L10, R7 R6 L10 L10 L5.

>>

Book: Fiddler's Fakebook

Pubscouts

Source: Pubscouts

Discography: Fiddlesticks CD- exact version...

Transcription: Transcription, chords: Mike Long

# The green groves of Erin

Reel

(Ireland)

Am G Am Em G Am

G Am G Am Am Em Am

Em G Am Em G G

Chords: Am, G, Em, Am, G, Am, G, Am, Am, Em, Am, Em, G, Am, Em, G, G

Fingerings: L5, L9, L5, L5, L9, L5, R1, L5, R1, L10, L10, R1, L5, L9, L5, L5, L9, L5, R1, L5, L4, L7, L5, L5, R1, L5, L5, L9, L5, R1, L5, R1, R2, L9, R1, L5, L3, L4, L5, L10, R7, R6, R7, R6, L10, R6, R6, R6, R6, L10, R6, R6, R6, R6, L10, R7, R6, R7, R6, R6, L10, R6, R7, R6, L10, R1, L10, R7, R7, R6, R7, R7, R6, L10, R6, R6, R6, R6, L10, R6, R7, R6, L10, R1

>>

Book: Krassen O'Neill's p136

O'Neill's 1429

Kerr's Second p25

Source: O'Neill's 1429

Transcription: Transcription, minor arr., chords: Mike Long

# The green linnet

## Glenlivet

Reel

(Ireland, Scotland)

Am G Am G Am Am G

Am G Am Am G Em (G)

Fingerings and directions are provided for each note in the melody.

Book: Krassen O'Neill's

O'Neill's 1262

Kerr's First p24

Source: My arrangement from various sources

Transcription: Transcription, arrangement, chords:Mike Long

>>

# The groom in his shirt

Reel

(Ireland)

The musical score consists of two staves of music in G major (one sharp) and 2/4 time. The first staff contains the first eight measures, and the second staff contains the remaining eight measures. Above the notes, chords are indicated: G, G, D, G, C, C, D, G, D in the first staff; and G, C, D, G, D, G, D, C, D in the second staff. Below the notes, fingerings are indicated with letters R (Right hand), L (Left hand), and numbers 1-10, along with arrows showing the direction of the stroke (up or down).

Book: Kerr's Fourth

Source: Kerr's Fourth

Transcription: Transcription, chords:Mike Long

>>







The high road to Galloway  
 All the way to Galway  
 The Galway girls  
 The march of the tribes to Galway  
 Slash away the pressing gang

Reel

D A G A D A G (A) D

L10 R6 L10 L10 R2a L5 L5 R2a R1 L5 L5 R1 R2a L5 L5 R2 R6 L10 L10 R2a L5 L5 R2a R1 L5 L5 L7 L3 L3

D Am C D Am G D

L5 L5 L5 L5 R1 L9 L5 L5 L5 L7 L4 L7 L5 L4 L5 L5 L5 L5 R1 L9 R1 L5 L5 L7 L3 L3

>>

Book: Book- Music of Corktown -"Road to Galloway"- mdl

Winder

Ceol Rince 2,282

Roche 3 n109

Source: Richard Robinson's web page/abc file

Transcription: Transcription:Richard Robinson(?), Chords:Mike Long

# The hills of Clogher

## The flowers of Red Hill

Reel  
Or use A major chords...

(Ireland)

The image shows two staves of music in G major (one sharp). The first staff contains the first line of the melody, and the second staff contains the second line. Above the first staff are chords: Am (G), Am G, Am G, Am G, Am G, Am G. Above the second staff are chords: Am G, Em, Am G, Am G, G, (Em). Below the first staff is a line of guitar tablature with fret numbers (L10, L8, R6, L5, L5, R2, L5, R2, L5, L5, R2, L5, R2, L10, R6, L10, R1, L5, L10, L10, R7, L10, L5, R1, L10, R7, R7, R6, R6, L10, R7, R6, L10, R6, R6) and arrows indicating fingerings. Below the second staff is another line of guitar tablature with fret numbers (L10, R7, R7, R7, L10, L10, L5, R1, L10, R7, R7, R6, R6, L10, R7, R6, R6, R6, R7, R7, R7, R7, L10, L8, R2, R1) and arrows indicating fingerings.

Book: Music from Ireland Vol. 3  
 Irish Traditional Music Session Tunes 1  
 Source: Richard Darsie's web page but same as above...  
 My arrangement from various sources  
 Transcription: Transcription, arrangement, chords:Mike Long

>>





# Hughie Shorty's reel

Reel

Johnny Wilmot (Cape Breton)

Chords: G D G C G Am D G D G  
 C G C D G G C G Am D  
 G C G C D G G Am/C C  
 G Am D C Bm Am G C G C D G

>>

Book: SF Scottish Fiddler's Handout  
 Source: SF Scottish Fiddler's Handout  
 Transcription: Transcription, chords: Mike Long

# The humours of Scartaglen

Reel

(Ireland)

The musical score consists of three staves of music in the key of D major (one sharp) and 4/4 time. The first staff begins with a treble clef, a key signature of one sharp (F#), and a common time signature (C). The melody is written on a five-line staff. Above the staff, chords are indicated: D, A, G, D, A, G, D. Below the staff, fingerings are shown with letters L (left hand) and R (right hand) and numbers 1-5, with arrows indicating the direction of the stroke (up or down). The second staff continues the melody with chords A, G, D, G, A, D, D, D, A. The third staff concludes the piece with chords D, D, A, D, D, A, D, G, A. The score ends with a double bar line and repeat dots.

>>

Book: Music from Ireland Vol. 3 n21

Source: Music from Ireland Vol. 3 n21

Transcription: Transcription, arrangement, chords: Mike Long

# The humours of Tulla

Reel

(Ireland)

**Staff 1:** D G D A D (G) G A  
 R6 L10 L10 L8 L10 R1 L10 L8 R1 L10 R6 L10 L10 L8 R1 L5 R2 L5 R2 R1 L10 L8 L10 R1 R2a L10 R6 R6  
 ↑ ↑ ↓ ↑ ↓ ↑ ↓ ↑ ↓ ↓ ↑ ↓ ↑ ↑ ↑ ↑ ↑ ↑ ↑ ↑ ↓ ↓ ↓ ↑ ↓

**Staff 2:** D D A D G (A)  
 R6 R6 R7 R6 R6 L10 R6 R6 R7 R6 R6 R6 L10 L10 R7 R6 R6 L10 R6 L10 L10 R1 R2a L10 R6 R6  
 ↑ ↓ ↑ ↑ ↑ ↓ ↑ ↑ ↑ ↑ ↑ ↓ ↑ ↑ ↓ ↓ ↓ ↓ ↓ ↓ ↓ ↓ ↓

Book: Music from Ireland Vol. 3

Source: Music from Ireland Vol. 3

Transcription: Transcription, slight arr. chords: Mike Long

>>





# The hunter's house

Reel

Ed Reavy

The musical score consists of three staves of music in G major (one sharp) and 4/4 time. The first staff contains measures 1-6 with chords G, D, G, G, D, G. The second staff contains measures 7-12 with chords G, C, D, G, G, D. The third staff contains measures 13-18 with chords D, (C), G, C, D. Fingerings are indicated by numbers 1-10 and arrows for up and down strokes. Some notes have accents (~).

>>

Source: Henrik Norbeck

Discography: Music at Matt Molloy's

Transcription: Transcription:Henrik Norbeck(?), chords:Mike Long

# The ivy leaf

Reel

(Ireland)

The image shows a musical score for a reel titled "The ivy leaf" in the key of D major (two sharps) and 2/4 time. The score is written on two staves. Above the first staff, the chords A, A, G, A, G, A, and G are indicated. Above the second staff, the chords A, G, A, G, A, C, (D/G), and G are indicated. Below the notes, there are detailed fingering instructions for both hands, using letters L (left) and R (right) and numbers 1-10, along with arrows indicating the direction of the stroke (up or down). The first staff contains two measures, and the second staff contains six measures.

Book: O'Neill's 1371

Source: O'Neill's 1371

Transcription: Trish O'Neil, chords: Mike Long

>>

# Jackie Coleman's 1

Reel

(Ireland)

**Staff 1:** D Em A D  
 R1 L5 L7 L7 L4 L7 L3 L4 L7 L5 L7 R1 L7 L5 L7 L4 R1 L4 L10 R1 L4 L5 R1 L10 R6 L10 R1 L5 L7 L7 L4 L7 L3 L4  
 ↑ ↑ ↑ ↑ ↓ ↑ ↑ ↓ ↑ ↑ ↑ ↑ ↑ ↑ ↓ ↓ ↓ ↓ ↓ ↓ ↓ ↓ ↓ ↓ ↓ ↓

**Staff 2:** Em G A D D  
 L7 L5 L7 R1 L7 L5 L7 L4 R1 R1 L5 R1 L5 R1 L5 R1 L10 R6 L10 L10 R6 L10 R2a L10 R6 L10 L10 R7 R6  
 ↑ ↑ ↑ ↑ ↑ ↑ ↓ ↓ ↑ ↑ ↑ ↑ ↑ ↑ ↑ ↓ ↓ ↓ ↓ ↓ ↓ ↓ ↓ ↓ ↓ ↓ ↓ ↓

**Staff 3:** A D G A D  
 L10 L5 R2 L5 R6 L5 R2 L5 L5 R2a L10 R6 L10 R2a L10 R6 L10 L10 R7 R6 R6 R6 R6 R6 R7 R6 R6 R7 L10 R6 L10  
 ↑ L8 ↑ ↓ ↑ ↑ ↑ ↓

Source: My arrangement from various sources

Discography: Music at Matt Molloy's

Transcription: Transcription, arrangement, chords: Mike Long

>>

# Jackie Coleman's 2

Reel

(Ireland)

The musical score for Jackie Coleman's 2 is presented in three staves. Each staff contains a line of music in treble clef with a key signature of one sharp (F#) and a common time signature (C). The music is a reel, characterized by its 4/4 time signature and rhythmic patterns. Chords are indicated by letters (D, A, G, C) above the notes. Fingerings are indicated by numbers (L1-L10, R1-R7) and arrows (up/down) below the notes. The score includes repeat signs and a final double bar line.

Staff 1 Chords: D, D A, D, D G, D, D A

Staff 2 Chords: D G, A D, D, C, D

Staff 3 Chords: A, D, D, C, D, A, A, D

>>

Book: Music from Ireland Vol. 3

Source: Music from Ireland Vol. 3

Transcription: Transcription, chords:Mike Long

# Jackson's The Dublin reel

Reel  
APB Johnny Wilmot

Chords: G, G D, G D, G D, G D, G D, G D, D, D (A), D, G A, D, D (A), G, 1 A D, 2 A D End, G, G D, G D, G D, G D

Fingerings: L10, R6, L9, L5, R1, R3, R1, L10, L5, R3, R1, R3, R7, R6, R6, R6, R1, L7, L5, R1, L5, R1, L5, R1, L10, L5, L5, R1, L5, R7, R6, L10, R6, R7, L10, R7, R7, R7, L10, R7, R7, L10, R6, R7, L10, R7, R7, L10, R6, L10, L5, R6, R6, R6, R6, R7, R7, R6, R6, R6, L10, R6, L10, R1, L10, R6, R6, L10, R6, L10, R1, L5, R1, R3, R6, R6, R6, R7, R7, R6, R6, R6, L10, R6, L10, R1, L5, R1, R3, R6, R6, R6, R7, R7, R6, R6, R7, R6, L10, R6, L10, L10, R6

>>

Book: O'Neill's 1374  
 Source: Mike Long  
 Discography: Johnny Wilmot- Another Side of Cape Breton  
 Transcription: Transcription, chords:Mike Long



# Jenny picking cockles

Reel

(Ireland)

The musical score is presented in three staves, all in the key of D major (one sharp) and common time (C). The first staff begins with a D chord and contains measures 1-4. The second staff contains measures 5-8, starting with a C chord and an Am chord. The third staff contains measures 9-12, starting with a D chord and ending with a (D) chord. Each measure includes specific fingerings for the left and right hands, indicated by numbers 1-10 and arrows for up and down strokes.

>>

Book: O'Neill's 1347

Krassen O'Neill's p123

Roche 1 n180

Source: O'Neill's 1347

Transcription: Trish O'Neil, minor arr., chords: Mike Long

# Jenny Pippin

Reel

(Ireland)

D G D A D G 1 D A  
 R1 R1 L5 L3 L5 R2 L5 L3 L5 R1 L5 L3 L5 R2 L10 R6 L10 R1 L5 L3 L5 R2 L5 L3 R2a L10 R1 L5 R6 L10 L10  
 ↑ ↑ ↑ ↑ ↑ ↑ ↑ ↑ ↑ ↑ ↑ ↑ ↓ ↓ ↑ ↑ ↑ ↑ ↓

2 G A D G D A D G  
 L10 R7 R7 R6 L10 L10 L10 L10 R6 R7 R6 R7 R6 R7 R6 L10 R6 R7 R6 R6 R7 R6 R6 L10 L10 R6 R7 R6 R7 R6 R7 R6  
 ↓ ↓ ↑ ↑ ↑ ↓ ↓ ↓ ↓ ↑ ↑ ↓ ↓ ↑ ↑ ↓ ↑ ↑ ↓ ↑ ↑ ↓ ↓ ↑ ↑ ↓ ↓ ↑ ↑ ↓ ↓ ↑ ↑ ↓ ↓ ↑ ↑

D A D G G A D G G A  
 L10 L5 R6 L10 L10 L10 L10 R7 R6 R7 R6 R7 R6 R7 R6 R6 R6 R6 R6 R7 R6 R6 L10 L10 L5 R1 L10 R7 R6 L10 L10  
 ↓ R1 ↑ ↑ ↑ ↓ L10 ↓ R6 ↑ ↑ ↓ ↓ ↑ ↑ ↓ ↓ ↑ ↑ ↓ ↑ ↓ ↑ ↑ ↑ ↓ R1 ↑ ↑ ↓ R7 ↑ ↑ ↑ ↓

>>

Book: Krassen O'Neill's p118

O'Neill's 1322

Source: O'Neill's 1322

Transcription: Trish O'Neil, chords: Mike Long



# Jenny's wedding

Reel

(Ireland)

D A C C A D

A D G A D A

D A D D A G D G D

L3 L7 L3 L5 L3 L7 L3 L5 R2 L10 R6 L10 L10 R2a L5 R1 L9 L9 L10 L10 R7 R6 L10 R2a L3 L7 L5 R2 L10 L10  
 ↑ ↑ ↑ ↑ ↑ ↑ ↑ ↑ ↓ ↓ L10 ↓ L10 ↓ L5 ↑ ↑ ↑ ↑ ↑ ↓ ↑ R7 ↑ ↓ ↑ L10 L10 ↓ ↓ ↓ ↑

R2a L5 R1 R2a L10 R6 L10 R2a L10 R2a R1 L10 L7 L4 L3 L7 L5 R2 R6 L10 L10 L10 L10 L10 L5 R1 R2a L10  
 ↓ L5 ↑ ↑ ↓ L10 R6 ↑ ↓ L10 ↓ ↓ L5 ↑ ↓ L8 ↑ ↓ ↑ ↑ ↑ ↑ ↑ ↑ ↑ R7 ↓ R6 ↓ ↑ R2a ↑ ↓ L10 R2a  
 ↑ ↓ ↓ ↓ ↓ ↓ ↓ ↑ ↑ ↑ ↑ ↑ ↑ ↑ ↑ ↑ ↑ ↑

L10 L10 L10 L10 R2a L10 R6 L10 L10 L10 L10 L10 R2a L10 R6 R6 R7 R6 R6 R6 L10 L10 L5 L7 L3  
 ↓ R6 R7 R6 ↓ L10 R6 ↑ ↓ L10 ↓ R6 R7 R6 ↓ L10 R6 ↓ ↑ R6 ↑ ↓ R6 L10 L10 R2a ↓ R1 L5 ↑ ↑ L3  
 ↑ ↓ ↑ ↓ ↑ ↓ ↓ ↓ ↓ ↓ ↓ ↓ ↓ ↓ ↓ ↓ ↓ ↓ ↓ ↓ ↓ ↓

Book: O'Neill's 1479

Source: O'Neill's 1479

Transcription: Transcription: John B. Walsh, chords: Mike Long

# Jimmy's return

Reel

(Ireland)

The musical score for 'Jimmy's return' is presented in three staves. Each staff contains a sequence of notes with corresponding chords and fingerings indicated below. The chords are: Bm, A, Bm, A, Bm, Bm, A (Staff 1); Bm, A, F#m, Bm, Bm, A, Bm (Staff 2); A, Bm, Bm, A, Bm, A, F#m, Bm (Staff 3). Fingerings are indicated by numbers 1-5 and letters L/R for left and right hands, with arrows showing the direction of the stroke.

>>

Book: O'Neill's 1444

Source: O'Neill's 1444

Transcription: Transcription, slight arr., chords: Mike Long

# John Bowes

Reel

Tom Anderson

The musical score is presented in three staves, each with a treble clef and a common time signature (C). The first staff begins with a key signature of one flat (B-flat). Above the notes, chords are indicated: Am, G, C, F, C, F, G, C, G. Below the notes, fingerings are shown with numbers 1-5 and letters L (left hand) and R (right hand), accompanied by arrows indicating the direction of the stroke. The second staff continues the melody with chords C, F, G, G, C, C, G, C. The third staff concludes the piece with chords F, C, F, G, C, G, C, F, G, G, C. The score includes repeat signs and a final double bar line.

>>

Book: Mel Bay's Irish Session Tune Book p27

Source: Mel Bay's Irish Session Tune Book p27

Transcription: Transcription, slight arr., chords:Mike Long



# Johnny Allen's

Reel

The musical score is presented in three systems, each with a treble clef and a key signature of two sharps (D major). The time signature is common time (C). The first system consists of two measures with chords D, A, C, D, A, G, D, A, and G/D. The second system consists of two measures with chords D, A, C, G, D, A, D, and D, A. The third system consists of two measures with chords C, G, D, A, D, D, A, C, and G. Fingerings are indicated by numbers 1-5 for left hand and R1-R7 for right hand, with arrows showing the direction of movement. Some notes are marked with a tilde (~) for grace notes. A double bar line with repeat dots is used at the end of the second and third systems. A double greater-than sign (>>) is located to the right of the third system.

Source: Mark Boronkay

Discography: Seamus Creagh/Aidan Coffey

Transcription: Transcription, chords: Mike Long

# Johnny has gone to France

Reel

(Ireland)

Chords: G, D, G, C, D, G, D, G, C, D, G, C, D, G, D, C, D, G

Fingerings: R6 R7 R6 L10 L5, L10 L9 L7 L5, R2 R6 R6 R6 L10 L5, L10 L9 R2 L9, R6 R7 R6 L10 L5, L10 L9 L7 L5, R2 R6 R6 R6 L10 L5 L9, L10 L9 L5 R1 L5 L5, R2 R6 R6 R6 R7 R7 R6, R6 L10 L5 L7 L5 L5, R2 R6 R6 R6 R6 R7 R7 R6, R6 L10 L5 L5 L5 L5, R6 R7 R6 R6 R6 R7 R6, R6 L10 R2a L10 R6, R7 R7 R6 R6 R6 R7 R6, R6 L10 L5 L5 L5 L5, R6 L10 L5 L5 L5 L5

>>

Book: O'Neill's 1437

Krassen O'Neill's p138

Source: Galt Barber

My arrangement from various sources

Transcription: Transcription, arrangement, chords:Mike Long



# Johnny with the queer thing

## The sailor on the rock

Reel

(Ireland)

The image shows a musical score for a reel in D major, 2/4 time. It consists of two systems of music. The first system has five measures: D, G, D, D, G, followed by two first endings (1. A G and 2. A D). The second system has five measures: D, G, D, followed by two first endings (1. A G and 2. A G). Fingerings are indicated by numbers 1-5 above notes and arrows (up/down) below notes. Chord letters (D, G, A) are placed above the corresponding measures. A triplet of eighth notes is marked with a '3' in the third measure of the first system.

Book: Music from Ireland Vol. 3

O'Neill's 1294

Source: My arrangement from various sources

Transcription: Transcription: Trish O'Neil, arrangement, chords: Mike Long

>>



# Johnny's wedding

Reel

(Ireland)

The musical score consists of three staves of music in G minor, 3/4 time. The first staff contains measures 1-6 with chords Gm, F, Gm, F, Gm, Gm. The second staff contains measures 7-12 with chords F, Gm, (Bb), D, Gm, Gm, F. The third staff contains measures 13-18 with chords Gm, D, Gm, Gm, F, Gm, (Bb), D, Gm. Fingerings are indicated by numbers 1-5 and letters L (left hand) and R (right hand) with arrows showing the direction of the finger stroke. A triplet of eighth notes is marked with a '3' in the fifth measure of the first staff.

>>

Book: O'Neill's 1216

Source: O'Neill's 1216

Transcription: Transcription: Trish O'Neil, rearrangement, chords: Mike Long

# The jolly weaver

Reel

(Ireland)

The musical score consists of three staves of music in treble clef, 4/4 time, with a key signature of one flat (B-flat). The chords and fingerings are as follows:

**Staff 1:** Am, Am, G, F, G, Dm, Am, Am. Fingerings include triplets and sequences like L5 L5 L4 L9 L5.

**Staff 2:** Am, G, F, G, Dm, Am, C, G, F, G. Fingerings include sequences like L5 L9 L5 L5 L4 L5 and L5 L5 L9 R1 L5 R1.

**Staff 3:** Dm, Am, C, G, F, G, Dm, Am. Fingerings include sequences like L5 R2 L10 and L5 L5 L9 R1 L5 L9.

>>

Book: O'Neill's 1459

Source: O'Neill's 1459

Transcription: Transcription:Bob Safranek, chords:Mike Long

# The jug of punch

Reel

(Ireland)

The musical score consists of three staves of music in treble clef, 4/4 time, with a key signature of one flat (B-flat). The first staff begins with a Dm chord and contains 16 measures. The second staff begins with an F chord and contains 16 measures, including a repeat sign. The third staff begins with an F chord and contains 16 measures, ending with a double bar line. Chords are indicated above the notes, and fingering instructions (e.g., L6, L3, L3, L3, L3, L4, L4, L5) are provided below the notes.

>>

Book: Krassen O'Neill's p160

O'Neill's 1542

Source: O'Neill's 1542

Transcription: Transcription, arrangement, chords: Mike Long

# Julia Delaney

Reel

(Ireland)

Dm
C
Dm
Dm
C
Dm
C
Dm

L10 L9 L5 L3
L4 L3 L4 L3
L10 L9 L5 L3 L4
L5 R2 L9 L10 L10
L10 L9 L5 L3
L4 L3 L4 L3

↓ ↑ L5 L4 ↑ L4
↓ ↓ L4 ↑ ↑
↓ ↑ L5 L4 L3
↑ ↑ L10 L10 R3
↓ ↑ L5 L4 ↑ L4
↓ ↓ L4 ↑ ↑

Dm
| 1 C Dm | 2 Am Dm | F C

L10 L9 L5 L4 L3 L3 L4
L5 R2 L10 L10
L8 L10 L9 L10 L10
R3 R3 L10 R7 R6 R3
L10 R6 L9 R7 L9 R6 L9

↓ ↑ ↑ ↓ ↑ ↑ ↑
↑ ↓ ↓ L9
↑ ↓ L10 ↓ ↓ L10
↑ ↑ ↑ R3 ↑ ↓ ↑
↑ L9 ↓ ↑ ↑ ↓ ↑
↑ L9 ↓ ↑ ↑ ↓ ↑

Bb
Am
F
C
Bb
Am

R3 R3 L10 R7 R6 R3
L10 L10 L5a L10 L10
R3 R3 L10 R7 R6 R3
L10 R6 L9 R7 L9 R6 L9
R3 L10 R3 L10 L10 L5a

↑ ↑ ↑ R3 ↑ ↓ ↑
↑ ↓ L9 ↑ L8 ↓ L10
↑ ↑ ↑ R3 ↑ ↓ ↑
↑ L9 ↓ ↑ ↑ ↓ ↑
↑ ↑ L10 ↑ ↓ L9 ↑

| 1 C Dm | 2 Am Dm

L8 L10 L10 L9 L10 L10 L10
L8 L10 L10 L9 L10

↑ ↓ ↓ ↑ ↓ ↓ ↑
↑ ↓ ↓ L9 ↑ ↓

>>

Book: O'Neill's 1401

Source: Patti Walters, Galt Barber

Transcription: Transcription, arrangement, chords: Mike Long

# The Killavil fancy

## The farewell reel

Reel

(Ireland)

Chord symbols: G D C G D C G D C G D C G C D G C D G C D

Fingering instructions: L3 L5 R1 L5 L5 R1 L5 L5 L4 L4 R1 L4 L5 L4 L3 L5 R1 L5 L5 R1 L5 L5 L4 L4 L3 L4 L7 L5 L5 R1 L10 L5 R1 L5 L5 L4 L4 R1 L5 L4 L3 L5 L4 L3 L5 R1 L5 L5 L4 L3 L2 L3 L5 L5 L5 L5 R1 L10 R6 L10 R1 L10 L5 R1 L5 R1 L10 R6 L10 R6 L10 R1 L5 R1 L5 L4 L3 L4 L5 R1 L10 L10 R6 L10 L10 R1 L10 R6 R7 R7 R7 R6 L10 R6 R7 R6 L10 R1 L5 R1 L5 L5

>>

Book: Bulmer and Sharpley

Ceol Rince 1 p82

Source: My arrangement from various sources

Discography: Pierre Schreyer - New Canadian Waltz

The Barra MacNeils - Traditional Album

Music at Matt Molloy's

Frankie Gavin & Alec Finn

Transcription: Transcription, arrangement, chords:Mike Long

# Kilmaley

Reel

(Ireland)

Chords: G, Am, C, D, G, C, D, G, Am, Am, D, G, C, D, G

Fingerings: L5 L3 L5 L4 L5 L3 L4, L5 R1 L5 L5 L4 L5, L5 L4 L5 L7 L5 L4 L5, L5 R1 L10 L10 R1, L5 L3 L5 L4 L5 L3 L4, L5 R1 L5 L5 L4 L3, L9 R1 L10 R6 L10, L10 L5 L5 L3, L10 L5 L5 R6, R6 L10 L10 L10, R6 R7 R7 L10, R7 L10 R6 L10, R7 L10 R6 L10, R7 L10 R6 L10, R6 L10 L10 L10, R6 R6 R6 L10, L9 R1 L10 R6 L10, L10 L5 L5 R6, L10 L5 L5 L7

Striking directions: ↓ ↑ ↓ ↓ ↓ ↓ ↓ ↓, ↓ ↑ L5 ↓ ↓ ↓ ↓, ↑ ↓ ↑ ↑ ↑ ↓ ↑, ↑ ↑ L9 ↓ ↑ L10 L5 ↓ ↓ ↑, ↓ ↑ ↓ ↓ ↓ ↓ ↓ ↓, ↓ ↑ L5 ↓ ↓ ↓ ↓, ↑ ↑ L9 L10 R6 ↑ ↑, ↓ R1 R1 ↓ ↑ L4 ↑ ↑ ↑, ↓ R1 R1 ↓ ↓ ↓ ↓ ↓ ↓ ↓ ↓, ↓ ↓ R6 R6 L10 ↓ ↓ R6 R6 R6, ↑ ↑ R7 R7 R7, ↑ ↑ L10 ↑ ↑, ↓ ↓ R6 R6 L10 ↓ ↓ R6 R6 L10 ↓ ↓ R7 R7 L10, ↑ ↑ L9 L10 R6 ↑ ↑ ↑, ↓ R1 R1 ↓ ↓ ↓ ↓ ↓ ↓ ↓ ↓, ↑ ↑ ↑, ↓ R1 R1 ↓ ↑ ↑

>>

Source: Show the Ladies  
 Discography: Show the Ladies  
 Transcription: Transcription, chords:Mike Long

# Kitchen girl

Reel

(USA)

A G D A A G E A G D A A E A

R7 R6 L10 L10 R2a L10 L10 R6 R7 R6 L10 L10 L5 R7 R6 L10 L10 R2a L10 L10 L10 R2a L5  
 ↑ ↓ ↑ R6 L10 ↓ R2a ↑ R6 R7 R7 ↓ ↑ ↑ L8 ↑ ↓ ↑ R6 L10 ↓ R2a ↑ L8 ↑ R6 L10 ↓ L5  
 ↑ ↑ ↓ ↓ ↓ ↑ ↓ ↓ ↑ ↑ ↑ ↑

C G Am Em Am G Am Am Em Am

R2a R1 L5 R1 L5 L4 L5 R2a L10 R6 L10 R1 R2a R1 L5 R1 L5 L4 R2a R1 R2a R1 L5 L5  
 ↓ ↑ ↑ ↑ L5 L4 L5 ↑ R1 L10 ↑ ↑ L10 R2a ↓ ↑ ↑ L5 L4 L4 ↓ ↑ L5 ↑ ↑ L5 ↑

Source: robins~1.abc

Transcription: Transcription:Richard Robinson?,chords:Mike Long

>>











# The lads of Leish

## The lads of Leith

### The lads of Laois

Reel

(Ireland)

Em D Em (C) G D Em

L4 L2 L2 L4 L5 L7 L4 L3 L6 L6 L3 L4 L7 L3 L5 L4 L4 L3 L4 L7 L5 L5 R1 L10 L10 L5 L7 L4 L2 L2 L4 L5 L7 L4

D Em G D Em Em D

L3 L6 L6 L3 L4 L7 L3 L4 R1 L4 L10 L5 L7 L3 L4 L7 L5 R1 L4 L4 L10 R1 R1 L10 R6 L10 L10 R6 R7 R6 R6 L10 L10 R6 L10

Em (C) D Em Bm/G C D

R1 R2a L10 L10 R6 L10 R6 R6 R6 R6 L10 L10 R1 L5 L7 L4 R1 L5 L10 R6 R6 L10 L10 L10 L10 R1 L7

>>

Book: Ceol Rince 1, #192- Lads of Leith

Kerr's Fourth p13

Source: My arrangement from various sources

Transcription: Transcription, arrangement, chords: Mike Long

# Lady Forbes

Reel

(Ireland)

The musical score for 'Lady Forbes' is presented in three systems, each with a treble clef, a key signature of one sharp (F#), and a common time signature (C). The notes are written in a rhythmic style characteristic of a reel. Above the notes, chords are indicated by letters: D, A, G, D, G, A, D in the first system; A, G, D, G, D, D, A, D in the second system; and A, G, D, A, G, D, G in the third system. The third system includes two endings: '1 G D' and '2 G A'. Below the notes, detailed fingerings are provided using letters L1-L10 and R1-R8, with arrows indicating the direction of the stroke (up or down).

>>

Book: O'Neill's 1411

Source: O'Neill's 1411

Transcription: Transcription, arrangement, chords: Mike Long

# Lady from oceanside

Reel

James Kelly

The musical score is presented in three systems, each on a treble clef staff with a key signature of two sharps (D major) and a common time signature (C). The first system includes a first ending bracket over the final two measures. Chords are indicated by letters D, G, and A above the staff. Fingerings are indicated by numbers 1-5 and letters L (left hand) and R (right hand) with arrows showing the direction of the stroke. The second system features a triplet of eighth notes in the second measure. The third system also features a triplet of eighth notes in the second measure. The score concludes with a double bar line and repeat dots.

>>

Source: from The Ring Sessions

Various web abc's

Transcription: Transcription, chords:Mike Long

# The lady on the island

Reel

(Ireland)

The musical score consists of three staves of music in the key of D major (one sharp) and 4/4 time. Each staff begins with a treble clef and a key signature of one sharp. The music is a reel, characterized by its 8-measure structure. Above the notes, chords are indicated: D, A, D, G, D, A, G, D, A. Below the notes, fingerings are provided using letters R (Right hand) and L (Left hand) with numbers 1-5, and arrows indicating the direction of the stroke (up or down). The first staff contains measures 1-4, the second staff contains measures 5-8, and the third staff contains measures 9-12. The score ends with a double bar line.

>>

Book: Fiddler's Fakebook (Same vsn.)

Source: Richard Darsie's web page

Discography: Chieftains 3 (?)

Mary Bergin- Traditional Irish Music- Shanachie (?)

Transcription: Transcription, chords:Mike Long





# The lane to the glen

## The road to the glen

Reel

Ed Reavy

Chords: Dm G F F G Dm

Chords: F G 1 Dm F G Dm 2 Dm F G Dm

Chords: Dm C Dm F G Dm

Chords: C Dm F G Dm Dm C

Chords: Dm F G Dm C Dm F G Dm

>>

Book: The Collected Compositions of Ed Reavy

Source: Henrik Norbeck

Transcription: Transcription:Henrik Norbeck(?), chords:Mike Long

# Larry Redican's 1

Reel  
APB The Chieftains

Larry Redican (Ireland)

Chords: G, G, Em, G, G, Em, Em, G, D, G, C, G, D, G, G, C, D, G, C, G, C, 1 D G, 2 D G

Fingerings: L5, L5 L5 L5 L5 L3, R1 L5 L5, R1 L10 R1, L5 L5 L3 L3 L3, L6 L6, L6 L4 L3, L4 L3 L7 L5 L4 L2, L3 L2 L3 L2 L3, L4 L3 L4 L5 L5, R1 L9 L8 L7 L5, R1 L9, L10 L5 L4 L5 L3 L3, L2 L2 L2 L3 L5 R1 L10, L10 L9 L5 L5 L7 L5, L3 L7 R2 L10 R2a, L10 L5 L4 L5 L3, L2 L2 L3 R1 R6, L10 L9 R6 L10, L10 R1 L5 L5, R2 L9 L5 L5

Source: Chieftains 9, Trk. 8  
Discography: Chieftains 9, Trk. 8  
Transcription: Transcription, chords:Mike Long



# Last night's fun

Reel

(Ireland)

D                    D    A    D                    G    A    D                    D    A  
 L10                    L5 L3 L4 L5 R1                    L5 L3 L3 L4 L7 R1                    L5 L3 L5 R2a                    L10 R6 L10 R1                    L10 R6 R6                    L10 R6 L10 L10  
 ↓ R1                    ↑ ↑ L7 L3 L3 L3                    ↑ ↑ L7 ↓ ↑ L5                    ↑ ↑ L3 R1 L10                    ↑ R6 L10 ↓ R1 L10                    ↓ R6 R7 R6                    ↓ L10 L10 ↑ L10 R6  
 ↑                    ↑ ↓ ↑ ↑ ↑ ↑                    ↑ ↑                    ↑ ↑ ↓ ↓                    ↓ ↑ ↑                    ↑ ↑ ↓                    ↑ ↑ ↑ ↑                    ↓ ↑ ↓ ↓ ↑ ↑

D                    A    G    D                    D    A    D                    A    G  
 L10 R6 R7 R6                    L10 R6 L10 L10 L5                    L10 R6 R7 R6                    L10 R6 L10 R6                    R7 R6 R6 R6 R6                    R6 L10 R1 R2a R1  
 ↓ R6 ↑ R6                    ↑ R6 R6 ↓ R1 R1                    ↓ R6 ↑ R6                    ↓ L10 L10 ↑ ↑ R6                    ↑ ↑ R7 R7 L10                    ↑ ↑ L10 ↓ L10  
 ↑ ↑                    ↑ ↑                    ↑ ↑                    ↑ ↑                    ↓ ↑ ↑ ↑ ↓                    ↓                    ↓ ↑

Book: Bulmer & Sharpley 3  
 Irish Traditional Music Session Tunes 3 p24  
 Source: The First Month of Spring, John Vesey and Paul Brady ?  
 My arrangement from various sources  
 Discography: Noel Hill: The Irish Concertina ?  
 Mary Bergin: Feadoga Stain ?  
 Dervish: Playing with Fire ?  
 The First Month of Spring, John Vesey and Paul Brady ?  
 Transcription: Transcription, arrangement, chords: Mike Long

>>

# Launching the boat

Reel

Francie Byrne

The musical score consists of three staves of music in the key of D major (one sharp) and 2/4 time. The first staff contains the first two measures of the first system, with chords D, A, G, D, A, G, D, A, G. The second staff contains the next two measures, with chords D, A, D, D, Em. The third staff contains the final two measures, with chords G, D, A, D, (A), D, A, D. Fingerings are indicated by numbers 1-5 and letters R (right hand) and L (left hand) with arrows showing the direction of the stroke. Some notes are marked with a tilde (~) for grace notes. A triplet of eighth notes is marked with a '3' above it in the second and third staves.

>>

Source: IrTrad, 27 Sep 1999, Juergen Gier

Transcription: Transcription: Juergen Gier ?, chords: Mike Long



# Lawson's favourite Kennaw's reel

Reel

(Ireland)

The musical score is presented in three staves, each with a treble clef and a key signature of one sharp (F#). The time signature is common time (C). The first staff contains the first line of music, with chords D, C, D, C, D, D, and C written above the notes. The second staff contains the second line of music, including a first ending bracketed as '1 C D' and a second ending bracketed as '2 C D'. The third staff contains the final line of music, with chords C, D, D, C, D, and C written above the notes. Fingerings are indicated by numbers 1-5 and 3 for triplets. Rhythmic patterns are indicated by up (↑) and down (↓) arrows. A double arrow '>>' is located to the right of the third staff.

Book: Ceol Rince 3 #126

Music of Corktown (as Lawson's)

Source: Ceol Rince 3 #126

Transcription: Transcription, chords: Mike Long

# Leather buttons

Reel

(Ireland)

D (G) D A D G G A D (G)

L7 L3 L5 L3 R1 L3 L5 L3 L7 L3 L5 L7 L4 L4 L5 L7 L3 L5 L3 R1 L3 L5 L3 R1 L10 L10 L10 L5 L5 L7 L3 L5 L3 R1 L3 L5 L3

D A D G G A D D A D A D A

L7 L3 L7 L4 L4 L7 L3 L3 R1 L3 L3 R1 L10 R2a L10 L10 L10 R6 L10 R6 L10 R6 L10 L10 L10 R6 L10 R6 L10 L10

G A D A D A D G G A

R7 R6 R6 L10 L10 R1 R2a L10 R6 L10 L10 R6 L10 L10 R7 R6 L10 L10 R7 R6 R6 L10 L10 R1 L5 R1 L10 L10 L10 L5 L5

>>

Book: O'Neill's 1543

Source: O'Neill's 1543

Transcription: Transcription:John B. Walsh, chords:Mike Long



# The Limerick lasses

Reel

(Ireland)

The musical score is written in treble clef with a key signature of one sharp (F#) and a common time signature (C). It consists of four staves of music. Above the first staff, the chords D, G, A, and D are indicated. Above the second staff, the chords D, A, G, D, G, A, and D are indicated. Above the third staff, the chords A, G, G, A, D, D, D, and A are indicated. Above the fourth staff, the chords D, A, D, D, D, A, G, and A are indicated. The score includes two first endings, labeled '1' and '2', which are boxed. Below each staff, there are detailed fingering instructions using letters L10, L5, L7, L3, L4, R1, R2a, R6, R7, R9, L8, and L9, with arrows indicating the direction of finger movement (up or down).

>>

Book: O'Neill's 1451

Source: O'Neill's 1451

Transcription: Transcription:Bob Safranek, chords:Mike Long

# The Longford collector

Reel

The musical score is presented in three staves, each with a treble clef and a key signature of one sharp (F#). The time signature is common time (C). The chords and fingerings are as follows:

**Staff 1:**

- Measure 1: Chord G. Fingering: L5 L5 R1 L10 (down, up, up, down), L10 R6 (down, up, up).
- Measure 2: Chord Em. Fingering: L10 R1 (up, up), L10 L10 (up, up), R1 R1 (up, up), R1 (up).
- Measure 3: Chord G. Fingering: L5 L5 R1 L10 (down, up, up, down), L9 R1 (down, up, up).
- Measure 4: Chord Am. Fingering: L5 L9 L5 L4 L4 (up, up, up, up, up, up, up, up, up, up), R1 L5 L3 (down, up, up).
- Measure 5: Chord G. Fingering: L5 L5 R1 L10 (down, up, up, down), L10 R6 (down, up, up).
- Measure 6: Chord Em. Fingering: L10 R1 (up, up), L10 R6 (up, up).
- Measure 7: Chord D. Fingering: L10 R1 (up, up), L10 R6 (up, up).

**Staff 2:**

- Measure 1: Chord G. Fingering: R6 R7 R6 R6 L10 (down, down, up, up, up, up, up, up, up, up), R7 R6 L10 R1 (down, up, up, up, up, up, up).
- Measure 2: Chord Am. Fingering: L5 L9 R1 (up, up, up), L5 (up).
- Measure 3: Chord Em/C. Fingering: L4 L3 L4 (down, up, down).
- Measure 4: Chord G. Fingering: R6 R7 L10 R6 (down, up, up, up, up, up, up, up, up, up), R6 L10 (down, up, up).
- Measure 5: Chord Em. Fingering: L10 R1 (up, up), R1 (up).
- Measure 6: Chord D. Fingering: L10 L10 (up, up), R6 (up).
- Measure 7: Chord G. Fingering: R6 R7 R6 R6 L10 (down, up, up, up, up, up, up, up, up, up), R6 L10 R1 (down, up, up, up, up, up, up).

**Staff 3:**

- Measure 1: Chord Am. Fingering: L5 L9 R1 L5 L5 L4 L4 (up, up, up, up, up, up, up, up, up, up, up, up, up, up).
- Measure 2: Chord G. Fingering: R6 R7 R6 L10 R6 (down, up, up, up, up, up, up, up, up, up), L10 (down, up, up).
- Measure 3: Chord Em. Fingering: L10 R1 R1 (up, up, up), L10 L10 (up, up).
- Measure 4: Chord D. Fingering: R6 R7 R7 R6 L10 R1 (down, down, up, up, up, up, up, up, up, up), R6 R6 L10 (down, up, up, up, up, up, up).
- Measure 5: Chord G. Fingering: R6 R7 R7 R6 L10 R1 (down, down, up, up, up, up, up, up, up, up), R6 R6 L10 (down, up, up, up, up, up, up).
- Measure 6: Chord Am. Fingering: L5 L9 R1 L5 (up, up, up, up, up, up, up, up, up, up).
- Measure 7: Chord Em/C. Fingering: L5 L4 L3 L4 (down, up, down, up).

>>

Book: Irish Traditional Music Session Tunes 2 n4

Ceol Rince 1 n184

Source: My arrangement from various sources

Discography: Michael Coleman

Davy Spillane: Shadow Hunter

Transcription: Transcription, arrangement, chords: Mike Long



Book: Irish Traditional Music Session Tunes 3 n49  
Music from Ireland Vol. 3  
Source: Music from Ireland Vol. 3  
Transcription: Transcription: Mike Long

>>



# Lucy Campbell

Reel

(Ireland, Scotland)

D A D G D D

L5 L3 L3 L5 R2 R1 L5 L3 L7 L5 R1 L4 L4 L5 L3 L7 L5 R2 R6 R6 L10 L10 L5 L7 L5 L3 L3 L5 L3 L3 L5 R2 R1

D A D G D D D A

L5 L3 L7 L5 R1 L4 L4 L3 L4 L7 L5 R2 R6 R6 L10 L10 L5 L7 L5 L3 L3 L10 L5 R1 L10 R6 L10 L10 L5 R2 R1 L4 L4

D A G D D Bm G D A G D

L5 L3 L5 R2 R6 L10 L5 L5 L3 L10 L5 L10 R6 L10 R1 R3 R1 L10 L5 L10 R6 L10 L5 L5 L3 L5 L3

D D G D A G D D

R6 R7 R7 R6 L10 R6 R6 R7 L10 R7 R7 R6 L10 R6 R6 L10 L10 L5 L7 L5 L3 L3 R6 R7 R7 R6 L10 R6 R6

D G G D G D D D A

R7 L10 R7 R7 R6 L10 R6 R6 L10 R6 R6 L10 L10 L5 L7 L5 L3 L3 L10 R6 L10 L10 L10 L10 R6 R7 R6 L10 R6 R6

D G D D D A G D G D

L10 R6 R6 R6 L10 L5 L5 L3 L10 R6 R6 R6 R6 L10 R6 R6 R6 L10 L10 L5 L3 L10 L5 L3

>>

Book: Kerr's Third p4- 2 pt. Strathspey

Ceol Rince 2 n185

The Irish Fiddle book- very close to this vsn... perhaps nicer (because simpler)...

Source: Round the House

Discography: Bothy band: Live in concert

Round the House

Transcription: Transcription, chords:Mike Long

>>

# Mackilmoyle reel

Reel

The musical score for 'Mackilmoyle reel' is presented in three staves. Each staff begins with a treble clef, a key signature of two sharps (F# and C#), and a common time signature (C). The music consists of eighth-note patterns. Above each staff, chords are indicated: D, A, D, D, G, D, A, D for the first staff; A, D, D, G, A, D, A for the second staff; and A, G, D, A, A, A, G, A, D for the third staff. Below the notes, detailed fingerings are provided using letters L (left hand) and R (right hand) with numbers 1-5, and arrows indicating up (↑) and down (↓) strokes. The score includes repeat signs and a final double bar line with repeat dots. A double arrow '>>' is located at the end of the third staff.

Book: N.E. Fiddler's

The Portland collection

Transcription: Transcription, chords: Mike Long



# Maggie's pancakes

## The rainbow tune

Reel

Stuart Morison

The musical score is presented in three systems, each with a treble clef staff and a key signature of one sharp (F#). The time signature is common time (C). The piece is a reel, indicated by the 'Reel' label. The chords are: Bm, G, A, G, A, Bm, G, A, G, A, Bm, Bm, G, A, Bm, Bm, G, A, A, Bm.

The tablature is written below the staff, with fingerings indicated by numbers 1-5. Upstrokes are marked with an upward arrow (↑) and downstrokes with a downward arrow (↓). Some notes have a tilde (~) above them, indicating a grace note or a specific articulation. The score includes repeat signs and a double bar line at the end of the piece.

Chord sequence: Bm G A G A Bm G A G A Bm Bm G A Bm Bm G A A Bm

Fingerings and directions: R6 L9 L9 R6 R6 R6 L10 L10 L5 R1 L5 R1 L10 R2a L5 R2 L5 L8 L10 L5 R6 L10 L10 L5 R2 R6 L9 L9 R6 R6 R6 L10 L10 L5 R1 L5 R1 L10 R2a R1 R2a L5 R1 R2a R7 R6 L10 R1 L10 R6 L10 L5 R1 L10 R2a L10 L10 R1 L9 R6 L10 L5 R1 R1 R2a L10 R1 R2a L10 R6 L10 L10 L5 R1 R1 R1 R1 R2a R2 R2 R2a R7 L10 R1 L10

>>

Source: Various web abc's

Discography: Tannahill Weavers, "Dancing Feet"

Transcription: Transcription:??, minor arr., chords:Mike Long

# The magpie's nest

Reel

(Ireland)

D G D A D | 1 G A | 2 A D | D G

L5 R2 L8 R1 L5 L5 R2 L5 L5 L7 L3 L7 L5 R1 L7 L7 L5 R1 L10 R6 L10 L8 R1 L10 R6 L10 R7 R7 R6 R6

↑ ↑ L10 ↑ ↑ L7 ↑ ↑ L7 ↓ ↑ L4 ↑ ↑ L5 L5 L4 ↑ ↑ L10 ↑ L10 ↑ ↑ L10 ↑ ↓ L10 ↑ ↑ R6 ↓ ↓ L10 ↓ ↓

D A D G A D G D A G D A D

R6 R6 L10 L5 R7 R7 R6 L10 L5 R1 L10 R6 L10 R7 R6 R6 L10 R6 L10 L10 L5 L5 R1 L7 L5 L5 R1 L10 R6 L10

↑ ↑ L10 ↑ R2a ↑ ↑ R6 L10 R1 ↑ ↑ L10 ↑ L10 ↑ ↑ R7 ↓ ↓ R6 ↑ ↓ R6 ↑ R2a L7 ↓ ↑ L5 ↑ ↑ L7 ↓ ↑ L5 ↑ ↑ L7 ↑ ↑ L10 ↑ ↓ L10 ↓ ↓

Book: O'Neill's 1365

Roche 1 n176

Source: O'Neill's 1365

Transcription: Transcription: Trish O'Neil, chords: Mike Long

>>



# Maid in the cherry tree

Reel

(Ireland)

The musical score consists of three staves of music in the key of D major (one sharp) and common time. Each staff begins with a treble clef and a key signature of one sharp. The music is a reel, indicated by the 'Reel' label. Above the notes, chords are indicated by letters: A, G, A, G, A, G, G, A in the first staff; A, G, A, G, A, G, G, A in the second staff; and A, G, A, G, G, G, (A) in the third staff. Below the notes, fingerings are indicated by letters (L10, L8, L5, L7, L5, R2a, L10, L10, L8, L5, R6, L10, R6, L10, L10, L8, L5, L7, L5, R1, R2a, L10, R1, R3, R1, R1, L5, L8 in the first staff; L10, R7, R7, R7, R7, R7, R6, L10, R7, R7, R6, L10, R6, L10, R6, L10, R7, R7, R7, R7, R7, R6, R6, L10, L10, R1, R1, L5, L8 in the second staff; L10, R7, R7, R7, R7, R7, R6, L10, R7, R7, R6, R6, R6, R7, R7, R6, R7, R6, R6, L10, R6, L10, L10, L10, R6, L9, R1, L5, L5 in the third staff) and arrows indicating the direction of the finger (up for ↑, down for ↓). A triplet of eighth notes is marked with a '3' in the second staff. The piece concludes with a double bar line.

>>

Book: O'Neill's 1538

Source: O'Neill's 1538

Transcription: Transcription, minor arr., chords: Mike Long

# The maid of Mt. Cisco

Reel

Am G Am

G/E G Am Am G Am G Em G

Am G Am G Em G Am G

Am Em G Am C G Am Em G Am

L4 L5 L5 R1 L5 L5 L4 L5 L5 R1 L5 L5 L3 L5 L5 R1 L5 L5 L3 L5 L5 L3 L5 L2 L3 L4 L5 L5 R1 L5 L5 L4 L5 L5 R1 R1

L10 R6 R7 R6 L10 L5 L5 L5 L5 R1 R1 R1 L5 R1 R2 R1 L5 R1 L10 L10 L10 R6 R7 R6 L10 R6 L10 R7 R7 R7 R6 L10 R1 L5 L10

L10 R7 R7 R7 R6 L10 L10 R6 L10 R7 R7 R6 R6 R7 L10 L10 R1 L5 L10 L10 L8 R2 R6 L10 L10 L5 L5 L5 L5 R1 R1

>>

Source: Richard Darsie's web page  
 Transcription: Transcription, chords: Mike Long

# The maids Of Mitchellstown

Reel

(Ireland)

The musical score consists of two staves of music in the key of D major (one sharp) and common time (C). The first staff begins with a treble clef and a common time signature. Above the staff, the chords are D, C, G, C, D, Am, followed by a first ending with G, C and a second ending with C, D, ending with a 'Fine' marking. Below the staff, the fingerings are indicated with letters L3, L5, L4, L7, L4, L5, R1, L4, R1, L5, L4, L3, L5, L4, L7, R1, L5, R1, L4, L3, L4, L4, L5, L9, L4, L4, L3, L3, and arrows indicating the direction of the strokes.

The second staff continues the melody with chords D, Am, C, D, C, D, followed by a first ending with Am, D and a second ending with G, C. The fingerings for this staff are L3, L4, L5, L9, L5, L5, R2, L10, R6, L10, L9, L5, L4, L7, L4, L5, L5, L7, L4, L7, L3, L5, L7, L4, L7, L3, L5, R2, R1, L9, L5, L4, L10, L10, L5, L5, L10, L5, L4.

Book: O'Neill's 1410

Source: O'Neill's 1410

Transcription: Transcription:Bob Safranek, minor arr., chords:Mike Long

>>



# The man of the house

Reel

(Ireland)

The musical score consists of two staves of music in the key of D major (one sharp) and 2/4 time. The first staff contains the first 12 measures, and the second staff contains the remaining 12 measures. Chords are written above the notes, and fingerings are indicated by letters (L, R) and numbers (1-5) with arrows showing the direction of the finger movement.

**Staff 1 Chords:** Em, G, Em, D, Em, G, D, A, Em, D, C, Em

**Staff 2 Chords:** Em, D, C, D, Em, D, C, D, G, D, G, D, A

Book: O'Neill's 1398

Source: O'Neill's 1398

Transcription: Bob Safranek, minor arr., chords: Mike Long





# The maple leaf

Reel

The musical score for 'The maple leaf' is presented in three staves. Each staff contains a sequence of notes on a treble clef staff with a key signature of one sharp (F#) and a common time signature (C). Chords are indicated above the notes, and fingerings are indicated below. The first staff includes a triplet of eighth notes. The second staff includes a repeat sign. The third staff ends with a repeat sign. Fingerings are indicated by numbers 1-5 for the right hand and L1-L10 for the left hand, with arrows showing the direction of movement.

Staff 1: Em G D Em G Am Em D Em  
 Staff 2: G D Em C Am Em  
 Staff 3: C D Em C Am

>>

Source: Galt Barber

Transcription: Transcription, chords: Mike Long

# Martin Wynne's

Reel

(Ireland)

The musical score is presented in three staves, each with a treble clef and a key signature of two sharps (F# and C#). The time signature is common time (C). The chords and fingerings are as follows:

**Staff 1:** Chords: Bm, A, Bm, D, Em, D, F#m, Bm, A, Bm, D. Fingerings: L7 R1 L7 L4 L7 (up, up, down, up, down); L3 L2 L3 L6 (up, up, up, down); L6 L4 L7 L3 (down, down, up, down); L7 L5 R2a L10 R2a L5 (up, up, down, down); L7 R1 L7 L4 L7 (up, up, down, up, down); L3 L2 L3 L6 (up, up, up, down).

**Staff 2:** Chords: Em, Bm, D, Em, D, Bm, A. Fingerings: L6 L4 L4 L7 L4 L3 L4 (down, down, down, up, down, up, down); L7 R1 R1 L5 R1 R1 L5 (up, up, up, up, up, up); L7 R1 L5 L7 L5 L7 L5 (up, up, up, up, up, up, up); R1 L10 R6 R6 L10 L10 (up, up, down, up, down); R6 R7 R6 L10 R6 L10 (up, up, up, up, up, up).

**Staff 3:** Chords: D, F#m, Bm, D, Em, D, Bm, A, D, A, Bm. Fingerings: L10 L5 R1 L5 L4 (down, up, up, up, down); L7 R1 L7 L5 L7 (up, up, up, up, up); R1 L10 R6 R6 L10 L10 (up, up, down, up, down); R6 R7 R6 L10 R6 L10 (up, down, up, up, down, up); L10 L5 L7 R1 R1 (down, up, up, up, up).

>>

Book: Irish Traditional Music Session Tunes 1 p18

Source: Irish Traditional Music Session Tunes

Transcription: Transcription, minor arr., chords: Mike Long

# Mary Grace

Reel

(Ireland)

Am G Am C Am Am G Am

G Am G 1 C D 2 D C

Book: O'Neill's 1256

Source: O'Neill's 1256

Transcription: Transcription, slight arr., chords: Mike Long

>>

# Mary of the grove

Reel

(Ireland)

The musical score consists of three staves of music in treble clef, 2/4 time, with a key signature of one sharp (F#). The chords and fingerings are as follows:

**Staff 1:** Em, D, Em, D, Em, Em. Fingerings: L10 ↓ L9 ↑; R1 ↑ L5 ↓ R1 ↓ L4 ↓ R1 ↓ L5 ↓ R1 ↑; L5 ↑ L7 ↑ L5 ↓ L3 ↓ L5 ↓ L7 ↑ L5 ↑; R1 ↑ L5 ↓ R1 ↓ L4 ↓ R1 ↓ L5 ↓ R1 ↑; R1 ↑ L9 ↓ L5 ↓ L7 ↑; L5 ↓ L4 ↓ L4 ↓; R1 ↑ L5 ↓ R1 ↓ L4 ↓ R1 ↓ L5 ↓ R1 ↑.

**Staff 2:** D, Em, Bm, Em, Em, D. Fingerings: L5 ↑ L7 ↑ L5 ↓ L3 ↓ L5 ↓ L7 ↑ L5 ↑; R1 ↑ L5 ↓ R1 ↓ L4 ↓ R1 ↓ L5 ↓ R1 ↑; L7 ↑ R1 ↓ L5 ↓ L7 ↑; L5 ↓ L4 ↓ L4 ↓; R6 ↓ R6 ↑ L10 ↓ R6 ↓ R6 ↑ L10 ↓; R1 ↑ L10 ↓ L5 ↓ L7 ↓ L5 ↓ L3 ↑.

**Staff 3:** Em, G, A, Em, D, Em, G, A. Fingerings: R6 ↓ R6 ↑ L10 ↓ R6 ↓ L10 ↑; R1 ↑ L10 ↓ R6 ↓ L10 ↑; R6 ↓ R6 ↑ L10 ↓ R6 ↓ L10 ↑; R1 ↑ L10 ↓ L5 ↓ L5 ↓ L7 ↑; L4 ↓ L4 ↓ L7 ↓ L5 ↑; L5 ↓ L7 ↓ L5 ↑; R1 ↑ L10 ↓ R6 ↓ L10 ↓; L10 ↓ R6 ↓ R6 ↓ L10 ↑.

>>

Book: Music from Ireland Vol. 3 n15  
 Roche 1 n190  
 Source: Roche 1 n190  
 Transcription: Transcription, minor arr., chords:Mike Long

# The mason's apron

Reel

The musical score is written in treble clef with a key signature of two sharps (F# and C#) and a common time signature (C). It consists of three staves of music. The first staff begins with a common time signature and contains a triplet of eighth notes. The second staff contains a triplet of eighth notes and a repeat sign. The third staff contains two triplet markings. Chords are indicated above the notes, and fingerings are indicated by numbers 1-5 and letters L (left hand) and R (right hand) with arrows showing up and down strokes.

**Staff 1:** Chords: A, Bm, E, A. Fingerings: L10 R3a ↑ R6 ↓, R7 L5 L5 ↓ R2a L5 L7 ↑ R1 ↑ ↑, L4 L7 L5 R1 R2a R1 R2a ↓ ↑ ↑ ↓, L10 R1 R1 ↓ L10 R1 L8 ↓ R2a ↑, L5a R1 R2a L10 R3a ↓ L8 ↓ ↓ L10 R6 ↓, R7 L5 L5 ↓ R2a L5 L7 ↑ ↑ ↑ ↓ R1 ↑ ↑.

**Staff 2:** Chords: D, E, A, A. Fingerings: L4 L7 L5 R1 R2a R1 R2a ↓ ↑ ↑ ↓ L5 ↑ ↓, L10 L10 R6 L10 R7 ↓ R2a L10 ↑ R6 ↑, L5 L5 R2a L5 ↑ ↑ L5 R1 ↑, R2 L10 ↓ ↓, R2a L5 ↓ R1 R2 ↑ ↑ ↓ ↑, L5 R6 L5 R2 L5 ↓ ↑ ↑ ↓, R2a L5 ↓ R1 R2 ↑ ↑ ↑ ↓ L10 ↓ ↓.

**Staff 3:** Chords: Bm, E, A, D, E, A. Fingerings: L10 L9 ↓ R6 ↓ L9 R3a R6 ↓ ↓ ↓ ↓ ↓ ↓, L10 R6 R3a L10 ↓ L9 L9 R6 L10 ↓ ↓ ↓ ↓ ↓ ↑, R2a L5 L5 L5 L5 ↓ R1 R2 R6 R2 ↑ ↑ ↑ ↑ ↑ ↑, R2a L5 L5 L10 R2a ↓ R1 R2 R6 L10 ↑ ↑ ↓ ↓ ↓ ↓ ↓ ↓, L10 L10 R6 R6 ↓ R2a L10 L10 R7 ↓ ↓ ↓ ↑ ↑ ↑ ↑ ↑, L5 L5 R2a L5 ↑ ↑ L5 R1 ↑ ↓ ↓.

>>

Book: Roche 1 n153

Kerr's First p23

O'Neill's 1343

Source: My arrangement from various sources

Transcription: Transcription, arrangement, chords:Mike Long

# Master Crowley's

Reel

(Ireland)

The musical score for 'Master Crowley's' is presented in three systems. Each system consists of a treble clef staff with a key signature of one flat (B-flat) and a common time signature (C). The music is a reel, characterized by its 8-measure structure. Chords are indicated above the staff, and fingering instructions (L for left hand, R for right hand, with numbers 1-5) are provided below the staff. The first system covers measures 1-4, the second system covers measures 5-8, and the third system covers measures 9-12. The final measure of the third system ends with a double bar line and repeat dots, followed by a double greater-than sign (>>).

Chords: Dm C Dm F C Dm C  
 Dm Bb C Dm Dm C Dm Bb  
 C Dm Dm C Dm F C (Dm)

Book: The Irish Fiddle Book

Pubscouts (=Mel Bays Irish Session Tune Book)

Mel Bays Irish Session Tune Book

Source: Pubscouts

Transcription: Transcription:?, chords:Mike Long

# Matt People's

Reel

The image shows a musical score for a reel in G major, 2/4 time. It consists of two staves of music. The first staff has a key signature of one sharp (F#) and a common time signature (C). The second staff also has a key signature of one sharp (F#) and a common time signature (C). The music is written in treble clef. The score includes two systems of music. The first system has a first ending and a second ending. The second system ends with a double bar line. Chords are written above the notes, and fingerings are written below the notes. The fingerings are indicated by numbers 1-5 and letters L (left hand) and R (right hand), with arrows showing the direction of the finger movement.

Chords: Am, G, Am, G, Am, G, Am, Am, G, Em, G

Fingerings (Staff 1):  
 L5 R2 R1 R2 | R1 R3 R1 L5 | L5 R2 R1 R2 | R1 L5 L5 L5 L5 | R1 L5 R1 L8 L10 | R7 L10 R7 L10  
 ↑ ↓ L5 L5 L5 | ↑ ↓ R1 L5 R1 | ↑ ↓ L5 L5 L5 | ↑ ↑ L5 R1 L5 | ↑ ↑ L5 | ↑ ↑ | ↑ ↑ L10 R6 R6  
 ↑ ↑ ↑ ↓ ↑ | ↑ ↑ ↑ ↓ ↑ | ↑ ↑ ↑ ↓ ↑ | ↓ ↑ ↑ ↑ ↑ ↓ | ↓ ↑ | ↓ ↑ | ↑ ↑ ↓ ↑ ↑

Fingerings (Staff 2):  
 R6 L9 R3 R6 | R7 L10 R7 L10 | R1 L5 R1 L5 | R7 L10 R7 L10 | R6 L9 R3 R6 | R7 R6 L10 L10 L10 | R1 L5 R1 L5  
 ↓ ↓ R1 R6 | ↑ ↑ L10 R6 L10 | ↑ ↓ L5 | ↑ ↑ L5 | ↓ ↓ R1 R6 | ↑ ↑ R6 R6 L10 | ↑ ↓ L5 L5 L5  
 ↑ ↓ ↓ | ↑ ↑ ↓ ↓ | ↑ | ↑ | ↑ ↓ ↓ ↓ | ↓ ↓ ↓ ↓ ↓ | ↑ ↓ ↓ ↓ ↓

Source: Henrik Norbeck?

Discography: Molloy, Peoples, Brady

Transcription: Henrik Norbeck(?), chords: Mike Long

>>

# Maude Miller

Reel

(Ireland)

The musical score for 'Maude Miller' is presented in three staves, each with a treble clef and a key signature of one sharp (F#). The time signature is common time (C). The music is a reel, characterized by its 8-measure structure. The first staff contains the first four measures, the second staff contains the next four measures, and the third staff contains the final four measures. Above each staff, chords are indicated by letters: D, C, D, A, D, D in the first staff; C, D, A, D, D, C, D, A, D, C in the second staff; and D, A, D, C, D, A, D, A, A in the third staff. Below the notes, guitar tablature is provided, consisting of numbers 1-7 representing frets and arrows indicating the direction of the pick stroke (up or down). Some notes are marked with a tilde (~) to indicate a grace note. The piece concludes with a double bar line and a repeat sign.

>>

Book: O'Neill's 1204

Source: O'Neill's 1204

Transcription: Transcription:Trish O'Neil, chords:Mike Long



# McDermot's reel

## All the way to Birmingham

Reel

G C G D G  
 C G C D G G G C D G  
 G D G C D G D G

L3 L3 L5 L5 L7 L5 R1 L10 L10 L10 L10 R1 L5 L5 L5 R1 L10 R1 L5 L5 R1 L5 L5 L4 L3 L3 L5 L5 L7 L5 R1 L10  
 L10 L10 L10 R6 R7 R7 R6 R6 R7 R6 L10 L10 L5 R1 L5 R2 L10 R6 R6 R6 R6 R7 R7 R6 R7 R6 L10 R1 L5 L5 R1 L10 R1 L5 L5 R1 L5 L5 L4 L3 L10 R6 R6 R6 R6 R7 R7 R6 R7 R6 L10 R1 L5 L5 L5 R1 L10 R1 L5 L5 L5 L7 L5 L5

Source: Richard Darsie's web page  
 Transcription: Transcription, chords: Mike Long

# The merry blacksmith

## Paddy on the railroad

### Ike Forrester's reel

### The boys of the lake

### Policeman's cap

Reel

(Ireland)

D A D A D G A D A

D A D G A D D (A) D A

D G A D (A) D A D G A D

>>

Book: Kerr's Second p32

Kerr's Third p4

O'Neill's 1509

Source: O'Neill's 1509

Transcription: Transcription:rearrangement, chords:Mike Long

# Michael Rilly's Twilight at Portroe The dawn

Reel

(Ireland)

G C D G C G C D G C D G

L2 L2 L2 L3 L4 L4  
↓ ↑ L3 ↓ ↓ L5  
↑ ↑

L3 L7 L7 L5 R1 R1  
↑ ↑ L5 ↓ ↑ L10  
↑ ↑ ↓ ↓

L9 L10 L10 L5  
↑ ↑ L10 ↓ R1 R1  
↑ ↓ ↓ ↓

L9 L5 L5 L5 L5 L3  
↑ ↑ R1 ↑ ↓ L4  
↑ ↓ ↓ ↓

L2 L3 L3 L4 L4  
↑ ↑ L2 ↓ ↓ L5  
↑ ↓ ↓ ↓

L3 L7 L7 L5 R1 R1  
↑ ↑ L5 ↓ ↑ L10  
↑ ↑ ↓ ↓

C G

1 D G 2 D G

L9 L10 L10 L5 R1  
↑ ↑ L10 ↓ R1 ↑ ↑

L5 L9 R1 L5 R1 L5 L5  
↑ ↑ ↑ ↑ ↓ ↓

L5 L9 R1 L5 R1 L5 L5  
↑ ↑ ↑ ↑ ↓ ↓

R1 L10 L10 L10  
↑ ↓ R1 ↑ R1 ↓ R1  
↑ ↑ ↑

L5 R1 R1 L5 L4 L5 L4  
↓ ↑ ↑ ↑ ↓ ↓ ↓ ↓

G C

G C C D G G C G C D G

L3 L2 L3 L4 L7 R1  
↑ ↓ L2 ↓ ↑ L5  
↑ ↑ ↓ ↓

L9 L10 R6 R6 R6 L10  
↑ ↓ L10 ↓ ↓ R6  
↑ ↑ ↓ ↓

R1 L10 L10 L10  
↑ ↓ R1 R1 R1  
↑ ↑ ↑ ↓

L5 R1 L5 L4 L4  
↓ ↑ R1 ↑ ↓ L5  
↑ ↓ ↓ ↓

L3 L2 L3 L4 L7 R1  
↑ ↓ L2 ↓ ↑ L5  
↑ ↑ ↓ ↓

L9 L10 L9 R1 L5  
↑ ↑ L10 ↑ ↓ L5  
↑ ↑ ↓ ↓

>>

Book: Music from Ireland Vol. 3

Source: Music from Ireland Vol. 3

Discography: Matt Molloy & Sean Keane: Contentment is Wealth.

De Dannan: Mist Covered Mountain.

Transcription: Transcription, chords: Mike Long

# The milliner's daughter

## Up stairs in a tent

Reel

(Ireland)

See also: Paddy Canny's

Chords: G D G D G G F

Fingerings (Staff 1):  
 L5 R1 L3 L5 R1 | L5 R2 R6 L9 L5 | L5 R1 L3 L5 R1 | L9 L5 L7 L5 R1 L5 L5 | R2 R6 L10 R6 | L10 R3 L10 R3  
 ↓ ↑ L5 ↑ ↓ ↑ L5 | ↑ ↓ R6 L10 ↑ | ↓ ↑ L5 ↑ ↓ ↑ L10 | ↑ ↑ ↑ ↑ ↓ ↓ ↓ | ↑ ↓ R6 ↓ R6 | ↓ ↑ R3 ↓ ↑ R3

Chords: G D G D D F

Fingerings (Staff 2):  
 L10 R6 R6 | L10 R2a L10 L10 L9 | R2 R6 R7 R7 | L10 R2a L10 L10 R6 | R7 R6 R6 L10 R2a | L10 R2a L10 R3 L9  
 ↓ R6 L10 R6 | ↓ ↓ L10 R6 ↑ L5 | ↑ ↓ R6 R6 R6 | ↓ ↓ L10 R6 R6 | ↑ R6 L10 L10 ↓ | ↓ ↓ L10 ↑ L10 ↑ L5

Book: O'Neill's 1180

Roche 1 n179

Source: O'Neill's 1180

Transcription: Trish O'Neil, minor arr., chords: Mike Long

>>

# The mills are grinding

## The custom gap

Reel

(Ireland)

The musical score is presented in three systems on a treble clef staff with a common time signature (C). The first system contains the first line of music with chords: Dm, Am, Dm, Dm, (F), C, G, Dm. The second system contains the second line of music with chords: Am, Dm, Dm, C, Dm, Dm, C, Dm, Am, Dm, C. The third system contains the third line of music with chords: Am, Dm, Dm, C, Dm, Am, Dm, followed by a first ending (1) with chords C, Dm and a second ending (2) with chord C. Fingerings are indicated by numbers 1-5 and letters L (left hand), R (right hand), and R6 (right hand thumb). Accents are shown as tilde (~) over notes. Trills are indicated by a '3' over a note. Fingerings for the first ending are 1 and 2. Fingerings for the second ending are 1 and 2. The score is accompanied by a series of rhythmic patterns using up (↑) and down (↓) strokes.

>>

Book: Roche 1 n146

O'Neill's 1379

Source: My arrangement from various sources

Transcription: Transcription, arrangement, chords: Mike Long



# Miss Galvin

Reel

The musical score for 'Miss Galvin' is presented in three systems, each with a treble clef and a key signature of two sharps (F# and C#). The time signature is common time (C). The first system contains 12 measures with chords D, A, D, D, Em, G, A, D, A, D. The second system contains 12 measures with chords D, Em, G, A, D, D, D, G, D, A. The third system contains 12 measures with chords G, D, D, G, D, A, G, (fin) G, A, D. Fingerings are indicated by numbers 1-5 above or below notes, and directions (up/down arrows) are provided for many notes. Triplet markings (3) are present over groups of notes in measures 5, 10, 15, and 20. Chord names are placed above the corresponding measures.

>>

Source: Richard Darsie's web page  
 Transcription: Transcription, chords:Mike Long





Book: O'Neill's 1418

Roche 1 n148

Source: 1 Richard Darsie's web page

2 Roche 1 n148

Transcription: Transcription, arrangement(?), chords:Mike Long

>>

# Miss Monaghan

Reel

(Ireland)

D G D G D A D

L3 L7 L3 L5 L5 R2 R1 R2a L5 L7 L5 R1 R2a L10 L10 R1 L5 R1 L10 R6 L10 L10 R6 L10 L3 L7 L3 L5 L5 R2

G D G A D D G A

R1 R2a L5 L7 L5 R1 R2a L10 L10 R1 L5 R1 L10 L5 L7 L4 L5 L7 L3 L3 R6 R7 R7 R7 R6 L10 R6 L10 L10 L10 R1 R2a R6 L10 L10 L10 R1 R2a

G D A D G A G A D

L10 L10 L5 L10 R6 L10 L10 R6 L10 R6 R7 R7 R6 R6 R6 L10 L10 R1 R2a L10 L10 L5 L10 L5 L7 L5 L7 L3 L3

>>

## B repeat alternative

D G A D A G A

L10 L10 R6 R6 R7 R7 R6 R6 R6 L10 L10 R2a L5 L5 L5 L7 L5 R2 R1 R2a L10 L10 R6 R6 L10 R6 L10 L8 L5

D G A D G A D

R2 L10 R6 R6 R7 R7 R6 R6 R6 L10 L10 R2a L5 L5 R2a L10 L10 R6 L10 L10 R2a L10 R1 L5 L7 L5 L4 L7 L3 L3 L6

Book: O'Neill's 1312

Roche 1 158- first two parts only

Fiddler's Fakebook- first two parts only

Ceol Rince 3 n93- first two parts only written out multiple times...

Source: My arrangement from various sources, mostly O'Neill's 1312

Discography: Round the house

Transcription: Transcription, arrangement, chords: Mike Long

# Miss Patterson

Reel

(Ireland)

Em (G) D Em C D Em Em (G)

D D G D Em Em D

Em D Em Em (C) D G D Em

>>

Book: O'Neill's 1407

Krassen O'Neill's

Ceol Rince 3 n180

Source: O'Neill's 1407

Transcription: Transcription:Bob Safranek, chords:Mike Long

# Miss Wallace

## The moving bog

Reel

(Ireland)

The musical score consists of three staves of music in G major, 4/4 time. The first staff contains measures 1-6, the second staff contains measures 7-11, and the third staff contains measures 12-16. Chords are indicated above the notes, and fretting diagrams (L/R strings, finger numbers, and up/down arrows) are provided below the notes. Trills and triplets are also indicated.

**Staff 1:** Chords: G, D, G, (C), D, G, D. Fretting diagrams include: L3 ↑, L5 R1 L7 L5 ↓ ↑ L5 L5 L7 ↑ ↑ ↓ ↓ ↑ ↑, L3 L7 L3 L3 L3 ↑ ↑ L4 L5 L7 ↓ ↓ ↑ ↑ ↑ ↑, L3 L5 L7 L5 L5 L9 ↓ ↓ L5 ↑ ↑, L10 R2a L10 L10 L9 ↓ ↓ L10 R6 ↑ L5 ↓ ↓ ↑ ↓, L5 R1 L7 R1 L7 ↓ ↑ L5 L5 L5 ↑ ↑ ↓ ↓ ↑ ↑, L3 L7 L3 L3 L4 ↓ ↑ L4 L5 L7 ↓ ↓ ↑ ↑ ↑ ↑.

**Staff 2:** Chords: G, (C), D, G, D, G. Fretting diagrams include: L3 L5 L5 L7 L5 L5 R1 L9 ↑ ↓ ↓ ↑ ↑ ↑, L10 L10 R6 L10 L5 ↓ R6 ↑ R6 ↑ ↓ L9 ↑ ↑, R2 R6 R6 R6 R7 R7 R6 ↑ ↓ ↓ ↓ ↓ ↓ ↓ ↓, R6 L10 R6 L10 L5 ↓ L10 ↑ ↓ L9 ↑ ↑, R2 R6 R6 R6 R6 R6 R6 ↑ ↓ ↓ ↓ ↓ ↓ ↓ ↓.

**Staff 3:** Chords: D, G, D. Fretting diagrams include: R7 R6 R7 R6 R7 R6 R6 L10 ↑ ↓ ↓ ↓ ↓ ↑ ↑ ↑, L10 R6 R6 R6 R7 R7 R6 ↓ R6 ↓ ↓ ↓ ↓ ↓ ↓, R6 R6 L10 L10 R6 R6 ↑ ↑ ↑ ↑ ↓ ↓ ↓ ↓, R7 R6 L10 L10 R2a L10 L10 R6 L10 L5 ↑ R6 R6 ↑ R6 ↓ L10 ↓ ↓ ↓ ↓ ↑ ↑, R6 L10 L10 R6 L10 L5 ↓ R6 ↑ R6 ↑ ↓ L9 ↑ ↑.

>>

Book: O'Neill's 1452  
 Ceol Rince 1 n130  
 Music of Corktown n59  
 Source: O'Neill's 1452  
 Transcription: Transcription:Bob Safranek, minor arr., chords:Mike Long

# Molly put the kettle on Polly put the kettle on

Reel

(Ireland)

The musical score consists of three staves of music in treble clef, 4/4 time. The key signature has one sharp (F#). The chords and fingerings are as follows:

**Staff 1:** Am, G, Am, G, E, Am, Am. Fingerings: L9 L10 L10 L5 L5, R1 L9 L10 R1 L5 L5, L9 L10 L10 L9 R1 L5 L5, L4 L3 L4 L5a L8 L5, L9 L10 L10 L5 L5.

**Staff 2:** G, Am, G, E, Am, G, Am. Fingerings: R1 L9 L10 R1 L5 L5, L9 R1 L9 L5 R1 L5 L5, L4 L3 L4 L5a L8 L5, R1 L10 R6 R6 R6 R6, R7 R6 L10 L9 L5 L5.

**Staff 3:** G, Am, G, Am, (C), Am, E, Am. Fingerings: R1 L10 R6 R6, R7 R6 R6 R7, R1 L10 R6 R6, R7 R6 L10 L5, L9 L10 L10 L9 L5 L5, L4 L3 L5a L8 L5.

>>

Book: Roche 1 n196

O'Neill's 1363

Source: O'Neill's 1363

Transcription: Trish O'Neil, minor arr., chords: Mike Long

# Molly Rankin's

Reel

John Morris Rankin (Cape Breton)

The musical score consists of three staves of music in the key of D major (one sharp) and 2/4 time. The first staff contains the first 10 measures, with chords D, A, G, D, D, A, D above it. The second staff contains measures 11-20, with chords A, G, D, D, A, D, D, A above it. The third staff contains measures 21-30, with chords D, G, A, D, D, A, G, D, A above it. Fiddle techniques are indicated by letters L10, L5, R2, R1, R6, R7, L1, L2, L3, L4, L5, L6, L7, L8, L9, L10, R1, R2, R3, R4, R5, R6, R7, R8, R9, R10, with arrows indicating the direction of the stroke (up or down).

>>

Book: Jerry Holland's collection of fiddle tunes  
 Source: Jerry Holland's collection of fiddle tunes  
 Transcription: Transcription, chords:Mike Long

# Money musk

## Monymusk

Reel

(Ireland, Scotland)

The image shows two staves of musical notation for a reel in D major (two sharps). The first staff is for 'Money musk' and the second for 'Monymusk'. Both are in 4/4 time. Above the notes are chord symbols: A, D, A, E, A, D, E, A for the first staff, and A, A, E, A, D, E, A for the second. Below the notes are detailed fingering instructions using letters R (Right hand), L (Left hand), and numbers 1-5, with arrows indicating up and down strokes.

Book: Kerr's Second p14 (as a Strathspey...)

Fiddler's Fakebook

NE Fiddler's- (3 pt reel)

Source: My arrangement from various sources

Transcription: Transcription, arrangement, chords:Mike Long

>>

# The morning dew

## The hare among the heather

Reel

(Ireland, Scotland)

>>

Book: Kerr's Fourth

Source: My arrangement from various sources

Discography: Mulvahill- The Morning Dew

Transcription: Transcription, arrangement, chords:Mike Long



# The Morpeth rant

Reel

(England)

D G A D (G) A D

G A D A D D G

A D D G A D

>>

Book: New England Fiddler's Repertoire

Fiddler's Fakebook

Source: My arrangement from various sources

Transcription: Transcription, arrangement, chords:Mike Long

# The mountain lark

Reel

(Ireland)

The musical score is presented in three systems, each with a treble clef and a key signature of one sharp (F#). The time signature is common time (C). The first system consists of seven measures with chords Bm, Bm, D, Em, D, Em, and Bm. The second system consists of seven measures with chords Bm, D, Em, D, Em, Em, D, Em, and G. The third system consists of seven measures with chords D, Em, Em, D, Em, G, D, and Em. Fingerings are indicated by numbers 1-5 and letters L (left hand) and R (right hand) with arrows showing the direction of the stroke.

>>

Book: O'Neill's 1243

Source: O'Neill's 1243

Transcription: Transcription: Trish O'Neil, minor arr., chords: Mike Long



# The mountain rose

Reel

(Ireland)

The musical score is presented in three systems, each on a single treble clef staff. The key signature is one sharp (F#) and the time signature is common time (C). The first system contains six measures with chords Am, G, Am, Em, G, and Am. The second system contains six measures with chords G, Am, G, Em, Am, and G. The third system contains six measures with chords Am, C (D), G, Am, G, Em, and Am. Fingerings are indicated by numbers 1-5 for the right hand and letters L, R, 8, 9 for the left hand. Upstrokes are marked with upward arrows and downstrokes with downward arrows. Trills and triplets are also indicated.

>>

Book: Krassen O'Neill's p161

O'Neill's 1549

Source: O'Neill's 1549

Transcription: Transcription:John B. Walsh, slight rearrangement, chords:Mike Long



# The moving bogs

Reel  
See also: Miss Wallace

(Ireland)

Chords: G D G C D G

Chords: D G D G G D G D

Chords: G D G D G D Em C D

Tablature and fretting diagrams are provided for each staff, including techniques like triplets (3) and slurs.

>>

Book: Ceol Rince 3 n120  
Source: Ceol Rince 3 n120  
Transcription: Transcription, chords:Mike Long

# The moving cloud

Reel

The musical score is presented in three systems, each with a treble clef and a key signature of one flat (Bb). The time signature is common time (C). Above the first system, the chords are: F, C#, F, Dm, Bb, F, C, Bb, F, C#, F, Dm. Below the first system, the fretting diagrams are: L4 ↑ L3, L3 L5 ↓ L4 L4, L3a L4 L4 ↓ ↑ L5, L3 L5 ↓ L4 L4, L5 L4 L4 ↓ ↑ L3, L8 L5a L8 R3 ↓ ↑ L5a L9 R7, R6 R3 L9 ↓ L10, L5 L5 L3 ↑ ↓ L4, L3 L5 ↓ L4 L4, L3a L4 L4 ↓ ↑ L5, L3 L5 ↓ L4 L4, L5 L4 L4 ↓ ↑ L3.

The second system has chords: Gm, Bb, 1 C F, 2 C F, F, Gm. The fretting diagrams are: L5 L8 L9 L10 R3 ↓ ↑ L5a ↓ R6 L10, L9 L5 L5 L4 L4 ↑ ↑ L5 ↑ L5 L3, L9 L5 L5 L4 L8 ↑ ↑ L5 ↑ L5 L5a, L9 L9 L9 L9 ↑ R3 R7 R3, L9 L9 L9 L9 ↑ R7 R6 R3, L10 R6 R4a R7 ↓ ↓ L10 L10 L10.

The third system has chords: Bb, C, F, Gm, Bb, 1 C F, 2 C F. The fretting diagrams are: L10 R6 R7 R6 L10 ↓ R4a ↑ ↓ R3, L9 R3 R7 R3 ↑ ↑ L9 L9 L9, L9 R7 R6 R3 ↑ ↑ L9 L9 R7, R4a R7 R3 R7 R6 L10 ↑ ↑ R6 ↑ ↓ R3, L9 L5 L5 L4 L8 ↑ ↑ L5 ↑ L5 L5a, L9 L5 L5 L4 ↑ ↑ L5 ↑.

Source: ricke~11.abc ?

Transcription: Transcription:?, Chords:Mike Long



# Music in the glen

Reel

(Ireland)

The musical score is presented in three staves, each with a treble clef and a key signature of three sharps (F#, C#, G#). The time signature is common time (C). The music is a reel, characterized by its 4/4 meter and lively tempo. Above the notes, chords are indicated by letters: A, D, E, and A. Below the notes, fingerings are indicated by numbers 1-5 and letters L (left hand) and R (right hand), with 'a' denoting an accent. Upward arrows (↑) indicate fingerings for notes that are accented or have a specific articulation, while downward arrows (↓) indicate other fingerings. The first staff contains two measures, the second staff contains two measures, and the third staff contains two measures. The final measure of the third staff ends with a double bar line and repeat dots. A double arrow symbol (>>) is located to the right of the third staff.

Book: O'Neill's 1183

Source: O'Neill's 1183

Transcription: Trish O'Neil, chords: Mike Long



# The musical priest

Reel

(Ireland)

The musical score is presented in three systems, each with a treble clef and a key signature of two sharps (F# and C#). The time signature is common time (C). The first system contains six measures with chords Bm, A, Bm, A/F#, Bm, and D. The second system contains seven measures with chords A, Bm, D, A, F#m, D, and A. The third system contains ten measures with chords Bm, G, A, Bm, Bm, A, Bm, A, and Bm. Fingerings are indicated by numbers 1-5 above notes, and directions (up/down arrows) are placed below notes. Some notes are marked with '3' for triplets. Chords are written above the staff.

>>

Book: Irish Traditional Music Session Tunes  
 Source: Irish Traditional Music Session Tunes  
 Transcription: Transcription, chords: Mike Long

# Mutt's favourite

Reel

Jerry Holland (Cape Breton)

Am G Am tr

C/E G Am G

Fingering: L4 L5 L9 L5, R1 L5 R6 L10, L4 L5 R1 L5, R1 L5 L5 L9 L3, L4 L5 L9 R1 L5, R1 L5 R6 L10, R6 R6 L10 L10 R6, L9 L5 L9 R1 R1, L4 L5 L5 R6 L5 L5, R6 L5 L5 L5, L4 R6 R6 R7, R6 R6 R6 L5 L3

Book: Jerry Holland's collection of fiddle tunes  
 Source: Jerry Holland's collection of fiddle tunes  
 Transcription: Transcription, chords:Mike Long

>>

# My Maryanne

Reel

(Ireland)

The musical score for 'My Maryanne' is presented in three staves. Each staff contains a line of music in treble clef with a key signature of one flat (B-flat major) and a time signature of common time (C). The music is a reel, characterized by its 8-measure structure and rhythmic patterns. Above the notes, guitar chords are indicated: C, G, C, F, G, C in the first staff; Dm, G, C, F, G, Am, Dm in the second staff; and G, Am, Dm, G in the third staff. Below the notes, fretting diagrams are provided, using letters R (Right hand) and L (Left hand) with numbers 1-5 to indicate fingerings, and arrows to show string direction. Some notes have a tilde (~) above them, indicating a grace note. The piece concludes with a double bar line and a right-pointing arrow (>>) on the right side.

Book: O'Neill's 1194

Source: Martin Hayes Concert- Santa Cruz 1999

Transcription: Transcription, minor arr., chords: Mike Long

# My sweetheart Jane

Reel

(Ireland)

The musical score is presented in three systems, each with a treble clef and a key signature of one sharp (F#). The time signature is common time (C). Above the notes, chords are indicated: G, C, D, G, C, D, G, C, D, D, G, C, D, and (G). Below the notes, fingerings are indicated with numbers 1-5 and letters L (left hand) and R (right hand), along with arrows showing the direction of the stroke (up or down).

System 1: G C D G C D G C

System 2: D G C D G G D

System 3: G C D G D G C D (G)

>>

Book: O'Neill's 1546

Source: O'Neill's 1546

Transcription: John B. Walsh, chords: Mike Long

# Nellie O'Donovan

## Kate Kelly's fancy

### Twin Katy's reel

Reel

(Ireland)

Chords: G D G D G D D C G G D G D

Chords: G D D C G D C D D C

Chords: D C G D C D D C G

>>

Book: O'Neill's 1394 -Nellie O'Donovan

O'Neill's 1207 -Kate Kelly's fancy

Krassen O'Neill's 2 p131

Kerr's Second p 29 -Twin Katy's reel

Source: O'Neill's 1394

Transcription: Bob Safranek, chords:Mike Long



# The new copperplate

Reel

The musical score is presented in three systems, each with a treble clef and a key signature of one sharp (F#). The time signature is common time (C). The first system contains two measures with chords G, Am, Am, D, and G. The second system contains two measures with chords Am, C, Am, D, G, and Am. The third system contains two measures with chords C, D, G, Am, C, and a double bar line, followed by two measures with chords C, D, Am, and D. Fingerings are indicated by numbers 1-5 and letters L (left) and R (right) above or below notes. Rhythmic patterns are shown with up (↑) and down (↓) arrows below the notes. A double bar line with repeat dots is used to indicate a repeat section in the second and third systems.

>>

Source: hnreel~1.abc

"Cooking With Turf" xerox

My arrangement from various sources

Discography: Tommy Keane & Jacqueline McCarthy: The Wind among the Reeds (?)

Shaskeen: Music for Set Dances

Transcription: Transcription, arrangement, chords: Mike Long





# The new-mown meadows

## The threepenny bit

Reel

(Ireland)

Dm Am D C Dm

Am C G C G D C

G D C G D C C G C

>>

Book: Joyce, P. W.; "Old Irish Folk Music and Songs"

O'Neill's 1367

Source: O'Neill's 1367

Transcription: Transcription: Trish O'Neil, minor arr., chords: Mike Long

# The nine points of roguery

## The black mare of Fanad

Reel

(Ireland)

The musical score consists of three staves of music in the key of D major (one sharp) and 4/4 time. The first staff contains the first line of music with chords D, A, D, D, A, G, A, D, A. The second staff contains the second line of music with chords D, D, A, D, C, G, D. The third staff contains the third line of music with chords D, A, G, A, C, G, D, D, A, D. Each staff includes a treble clef, a key signature of one sharp, and a common time signature. The music features various rhythmic patterns, including triplets and sixteenth notes. Below each staff, there are detailed fingering instructions using letters L (left hand), R (right hand), and numbers 1-5, along with arrows indicating finger direction. Chord letters are placed above the notes they apply to.

>>

Book: Irish Traditional Music Session Tunes (3 part)

Fiddler's Fakebook

Ceol Rince 2 n264

Source: Richard Darsie's web page

Transcription: Transcription, chords:Mike Long

# Nora O'Neill

Reel

(Ireland)

The image shows a musical score for a reel titled 'Nora O'Neill'. It consists of three staves of music in treble clef, with a key signature of one sharp (F#) and a common time signature (C). The music is written in a single melodic line. Above the notes, chords are indicated by letters: C, G, F, and C. Below the notes, fingerings are indicated by letters R (Right hand) and L (Left hand) with numbers 1-10, and arrows pointing up or down to indicate the direction of the finger stroke. The score is divided into measures by vertical bar lines. The first staff contains measures 1-4, the second staff contains measures 5-8, and the third staff contains measures 9-12. The music concludes with a double bar line at the end of the third staff.

>>

Book: Krassen O'Neill's p142

O'Neill's 1453

Source: O'Neill's 1453

Transcription: Bob Safranek, chords: Mike Long

# Octopus' pipes

Reel

The image shows a musical score for a reel titled "Octopus' pipes". It consists of two staves of music in treble clef, 4/4 time. The first staff contains the first six measures, and the second staff contains the remaining six measures. Above the notes, chords are indicated: G, D, G, G, D, C, D, G, F, C in the first staff; and G, F, C, G, F, C, G, F, C in the second staff. Below the notes, specific fingerings are provided using letters L1-L5, R1-R5 and arrows indicating up and down strokes. A triplet of eighth notes is marked with a "3" in the fourth measure of the first staff.

Source: Midi found on the web...

Transcription: Transcription, chords:Mike Long

>>

# O'Keefe's reel

## Tom Billy's reel

## Speed the plough

Reel

See also: The magpie's nest

D G D A D G A D G D A  
 L10 L8 R1 L5 R1 L5 L7 L4 L7 L4 L7 L5 L5 R1 L5 R1 L10 L10 R6 L10 L8 R1 L5 R1 L5 L7 L4 L7 L4  
 ↓ ↑ ↑ ↑ L7 ↑ ↑ L7 ↓ ↑ L3 ↑ ↑ L7 ↓ ↑ L5 ↑ ↑ L10 R6 L10 ↓ ↑ ↓ ↓ ↑ ↑ ↓ ↓ ↑ ↑ ↑ ↑ ↑ ↑ ↑ ↑

D G A D D G A D  
 L7 L5 L7 L5 R1 L5 L5 R1 L10 R6 L10 R6 R7 R7 R6 R7 R6 L10 R6 L10 L10 L10 R1 L10 R6 R7 R7 R6 R7 R1  
 ↑ ↑ ↑ ↓ ↑ ↓ ↑ ↑ ↓ L10 ↑ ↓ L10 ↑ ↑ ↑ ↑ ↑ ↑ ↓ R6 ↓ ↑ R6 ↓ ↑ L10 ↓ ↑ ↑ ↑ ↑ ↑ ↑

G/E A D G A D G A D  
 L5 R1 L10 R6 L10 R6 R7 R7 R6 R7 R6 L10 R6 L10 L10 L10 R1 L5 L7 L5 L7 L5 R1 L5 L5 R1 L10 R6 L10  
 ↑ ↑ ↓ L10 ↑ ↑ L10 ↑ ↑ ↑ ↑ ↑ ↑ ↓ R6 ↓ ↑ R6 ↓ ↑ L10 ↑ ↑ ↑ ↑ ↓ L10 ↑ ↓ L10 ↓

>>

Book: Ceol Rince 3 n92  
 Source: Richard Darsie's web page  
 Transcription: Transcription, chords: Mike Long

# The old bush

Reel

(Ireland)

The musical score is presented in three systems, each with a treble clef and a key signature of one sharp (F#). The first system consists of six measures with chords Am, D, Am, D, Am, and D. The second system consists of six measures with chords D, Am, D, Am, Am, and D. The third system consists of six measures with chords D, Am, Am, Am, D, and D. Each system includes a treble clef, a key signature of one sharp, and a common time signature. Fingerings are indicated by numbers 1-5 above or below notes. Chords are indicated by letters (Am, D) above the staff. A double bar line with repeat dots is used in the second system. A first and second ending bracket is used in the third system. A triplet of eighth notes is marked with a '3' above it in the third system.

Am D Am D Am D

1 D Am | 2 D Am | Am Am Am D

D Am Am Am D D 1 D Am | 2 D

>>

Book: Ceol Rince 1 n105

Transcription: Transcription, chords: Mike Long

# Old French

Reel

(Canada)

The musical score for 'Old French' is presented in three staves. Each staff contains a treble clef, a key signature of two sharps (F# and C#), and a common time signature (C). The music consists of eighth and sixteenth notes, with some triplets indicated by a '3' over a group of notes. Above the notes, chords are written in capital letters: D, G, D, A, G, D, A, D, G on the first staff; D, A, G, D, A, D, A, G on the second staff; and A, A, G, A on the third staff. Below the notes, detailed fingering instructions are provided using letters L (left hand) and R (right hand) with subscripts and arrows indicating up and down strokes. For example, the first staff starts with 'L5 R2a' and 'R1' with an up arrow, followed by 'L10 R2a' and 'L10' with a down arrow, and so on. The score concludes with a double bar line and repeat dots.

>>

Book: NE Fiddler's n127

Fiddler's Fakebook

Source: NE Fiddler's n127

Transcription: Transcription, chords:Mike Long







# The old torn petticoat

Reel

The musical score consists of four staves of music in G major (one sharp) and common time. The chords and fingerings are as follows:

**Staff 1:** Am G Am G Am Am G  
 Fingerings: L5 ↑ R1 ↑, L9 ↑ L10 ↓ L5 ↓ L3 ↑, L5 R1 R2 R1 ↓, L9 ↑ L9 L5 L7 ↓, L5 L5 L5 L5 L5 ↓, L9 ↑ L9 L5 L7 ↓, L5 R1 R2 R1 ↓

**Staff 2:** Am G Em Am Am G Em Am G Am  
 Fingerings: L9 L5 L5 L5 L5 L3 ↓, L4 L5 L5 L5 ↓, L5 ↑ R1 ↑, L9 L10 R6 R6 L10 ↓, R7 R6 L10 R1 R1 ↑, L9 L10 R6 R6 L10 ↓, L10 R7 R6 L5 ↑

**Staff 3:** Am G Em Am G Em Am Am G Em  
 Fingerings: L9 L10 R6 R6 L10 ↓, R7 R6 L10 R1 R1 ↑, L9 L5 L5 L5 L5 L3 ↓, L4 L5 L5 L5 ↓, L5 ↑ R1 ↑, L9 L10 R6 R6 L10 ↓, R7 R6 L10 R1 R1 ↑

**Staff 4:** Am G Am G (Em) Am G Em Am  
 Fingerings: L9 L10 R6 R6 L10 ↓, L10 R7 R6 R6 ↑, R7 R6 R6 L10 L10 ↓, L10 L10 L10 R1 R1 ↓, L9 L5 L5 L5 L5 L3 ↓, L4 L5 L5 L5 ↓

>>

Source: My arrangement from various sources (?)

Transcription: Transcription, arrangement, chords: Mike Long

# The otter's holt

Reel

Junior Crehan (Ireland)

The musical score is presented in three systems, each with a treble clef and a key signature of two sharps (F# and C#). The time signature is common time (C). The first system consists of two lines of music. The first line has chords Bm, A, Bm, A, Bm, Bm, and A above it. The second line has chords D, A, F#m, Bm, D, and A above it. The second system consists of two lines of music. The first line has chords D, A, Bm, D, and A above it. The second line has chords D, A, Bm, A, and Bm above it. The third system consists of two lines of music. The first line has chords D, D, A, D, D, A, Bm, A, and Bm above it. The second line has chords D, A, Bm, A, and Bm above it. Fingerings are indicated by numbers 1-5 and letters L (left hand) and R (right hand) with arrows showing the direction of the stroke. Some notes have a tilde (~) above them, indicating a grace note or a specific articulation. The score ends with a double bar line and repeat dots.

>>

Book: In Bulmer and Sharpley as "the Aughdarra" (sic)

Source: My arrangement from various sources

Discography: Tommy Peoples, Donegal (fiddle) Demo tape - 197?

Music at Matt Molloy's.

Bothy Band: "Old Hag You Have Killed Me" 3rd tune in the "Music in the Glen" Set

Transcription: Transcription, arrangement, chords: Mike Long

# Ould Mike

Reel

(Ireland)

The image shows a musical score for the reel 'Ould Mike'. It consists of two staves of music in treble clef, 4/4 time. The first staff has a key signature of one sharp (F#) and a common time signature. The second staff has a key signature of one sharp (F#) and a common time signature. The score includes two first endings and two second endings. Chords are indicated above the notes, and fingerings are indicated below the notes with numbers 1-5 and letters L (left hand) and R (right hand). Arrows indicate the direction of finger movement.

**Staff 1:**

- Chords: Am, Dm, E, Am
- First Ending: 1 E Am E
- Second Ending: 2 E Am G

**Staff 2:**

- Chords: C, G, C
- First Ending: 1 G C G
- Second Ending: 2 E Am E

Book: Kerr's Fourth p21

Source: Kerr's Fourth p21

Transcription: Transcription, chords: Mike Long

>>



# Over the bridge to Peggy

Reel

(Ireland)

The musical score consists of three staves of music in the key of D major (one sharp) and 2/4 time. The first staff begins with a D chord and contains 12 measures. The second staff contains 12 measures, including a double bar line at the end of the first six measures. The third staff contains 12 measures, ending with a final chord marked (A). Fingerings are indicated by numbers 1-5 for left hand and R1-R7 for right hand, with arrows showing the direction of movement.

**Staff 1:** Chords: D, G, A, D. Fingerings: L10 ↓ R1 ↑, L5 L7 L10 ↑ ↓ ↓ R1 ↑, L5 L7 L3 L7 ↑ ↑ ↑, L5 L7 L10 ↑ ↓ ↓ R1 ↑, L5 R2 R1 ↑ ↑ ↑, L5 L7 L10 ↑ ↓ ↓ R1 ↑, L5 R1 L10 ↑ ↓ ↓ L10 ↑, R6 L10 ↑ ↓ ↓ L10 ↑, R6 L10 L10 ↑ ↓ ↓ R1 ↑, L5 L7 L10 ↑ ↓ ↓ R1 ↑, L5 L7 L3 L7 ↑ ↑ ↑.

**Staff 2:** Chords: D, G, A, D, D, G, A. Fingerings: L5 L7 L10 ↑ ↓ ↓ R1 ↑, L5 R2 L10 ↑ ↑ ↑, R6 R7 R7 R6 ↑ ↑ ↑, R6 L10 ↓ ↓ ↓ R2a ↓, L10 ↓ ↓ ↓ R1 ↑, L5 L7 L3 ↑ ↑ ↑, L10 ↓ ↓ ↓ L10 ↓, R6 R6 R7 R7 R6 ↓ ↓ ↓, R6 R7 R6 L10 R7 R7 R6 ↓ ↓ ↓.

**Staff 3:** Chords: D, G, A, D, G, A, G, D, G (A). Fingerings: L10 R6 R7 R7 ↓ ↓ ↓ L10 R6 R7 R6 ↑ ↑ ↑, R7 R6 R6 L10 ↓ ↓ ↓ R7 ↑, L10 ↓ ↓ ↓ L10 R6 ↑ R6 ↑, L10 R6 R7 R7 ↓ ↓ ↓ R6 ↑ ↑ ↑, R7 R7 R7 R7 R7 ↓ ↓ ↓ R6 ↑ ↑ ↑, R6 R6 R6 R6 R6 ↓ ↓ ↓ L10 ↑ ↑ ↑ L10 ↓, L10 R6 L10 R6 R1 ↑ ↑ ↑ L10 ↓ ↓ ↓.

>>

Book: O'Neill's 1234

Source: O'Neill's 1234

Transcription: Trish O'Neil, chords: Mike Long

# Over the moor to Maggie

Reel

The musical score is arranged in six systems, each with a treble clef staff and a line of guitar tablature. The tablature uses numbers 1-10 for frets and letters L/R for left/right hand. Chords are indicated above the staff. The piece includes a key signature of one sharp (F#) and a common time signature (C).

**System 1:** Chords: G, C, G, Am, Am, D. Tablature: L3 L4 L7 (triple), L5 L5 L5 R1 L5 R1 L10, L10 R6 R6 L10 L10 R1 L5 L5, L4 L5 L5 L5 L5 R1 L5 L5, L4 L5 L5 L5 L5 L9 R1 L5.

**System 2:** Chords: G, C, G, C, Am, D, G. Tablature: L5 L5 L5 R1 L5 R1 L10, L10 R6 R6 L10 L10 R1 L5 L5, L4 L5 L5 L7 L5 L5 L5 L4, L3 L5 L5 L7 L5.

**System 3:** Chords: G, D, C, G, Am, (C), D. Tablature: R6 R7 R7 R7 R6 R7 R7 R7 R6, R6 R6 L10 L10 R1 L10, L10 R7 R7 R6 R7 R7 R7 R6, L10 R7 R7 R6 R7 R6 R7.

**System 4:** Chords: G, D, C, G, C, Am, [1] D G, [2] D G, C G. Tablature: R7 R6 R7 R6, R6 R7 L10 L10 L10, L10 R6 R6 R7 L10, L10 R6 R6, L10 R6 R6 R6, L10 L9 L10 R1.

**System 5:** Chords: C, G, Am, Am, D, C, G, Am, G, C, G. Tablature: L9 L9 R1 L5, L4 L5 L5 R1 L5, L4 L5 L5 L5 R1 L10, L10 L9 L10 L10, L9 L5 R1 L5, L4 L5 R1 L5 L5.

**System 6:** Chords: [1] C, G, [2] C, G. Tablature: L4 L5 L5 L7 L5, R1 L10, L4 L5 L5 L7 L5.

>>

Source: My arrangement from various web ABCs

Discography: Oisín: Over the Moor to Maggie

Music at Matt Molloy's.

Transcription: Transcription, arrangement, chords: Mike Long

# Over the waterfall

Reel/Polka

(USA)

D A D D A D D A

L10 R6 R7 R6 R6 R6 L10 L10 R1 L5 R2 L10 R6 R7 R6 R6 R6 L10 L10 L10 L10 R6 R7 R6 R6 R6 L10  
↓ L10 ↑ ↑ ↑ ↓ ↑ ↑ ↓ ↑ ↑ ↑ ↑ ↑ ↑ ↑ ↑ ↑ ↑ ↑ ↑ ↑

D C 1 G 2 G D G D D A

L10 R1 L5 L5 L9 L9 R1 L5 L5 L5 L5 L7 L5 L5 R1 R1 L5 R1 L5 L7 L5 L8 L10 R2a L10  
↓ ↑ ↑ ↑ R1 ↑ ↑ ↑ ↑ ↓ ↓ ↓ ↓ ↑ L5 ↑ ↑ ↑ ↑ ↑ ↑ L5 L7 ↑ L5 ↑ ↓ ↓ L10 ↓ ↑

D D G D D A 1 D 2 D

L10 L10 L7 L5 L5 L5 R1 R1 L5 R1 L5 L5 L7 L7 L5 L5 L7 L5 L4 L3 L3 L7 L5 L3 L3  
↑ R6 ↑ R6 ↑ ↓ ↑ ↑ ↑ ↑ ↑ ↑ ↓ ↑ ↓ ↑ ↑ ↑ ↓ ↓ ↑ ↑ ↑ ↓ ↑ ↑

>>

Source: My arrangement from various sources

Transcription: Transcription, arrangement, chords: Mike Long



# Paddy Canny's

## Eileen O'Callaghan's

Reel

(Ireland)

See also: The milliner's daughter

The musical score is presented in three staves. Each staff contains a line of music with notes and rests, accompanied by chord symbols above and fiddle fingering instructions below. The key signature is one sharp (F#) and the time signature is common time (C). The chords used are G, D, C/D, and D. The fingering instructions use letters L (left hand) and R (right hand) with numbers 1-5 and 6-10, and arrows indicating the direction of the stroke (up or down).

>>

Book: Irish Fiddle Book

Bulmer & Sharpley 1,15 (?)

Source: Bernie Stocks ABC (Sharon Shannon,,?)

Discography: Session tape, Doolin 1987

Transcription: Transcription:Bernie Stocks, chords:Mike Long

# Paddy Fahy's 1

Reel

(Ireland)

Dm
A
Dm
F
C
C
Am
Dm
A
Dm

F
C
Am
Dm
D
C
D

C
D
D
C
Am
Dm
F
A
Dm

>>

Source: Richard Robinson's web page/abc file

Transcription: Transcription:Richard Robinson(?), Chords:Mike Long

# Paddy Fahy's 2

Reel

(Ireland)

The musical score consists of three systems of treble clef notation in common time. Each system includes a staff of music with notes and rests, a line of chords above the staff, and a line of fingerings below the staff. The chords are: C, F, C, Bb, C, C, G, C; F, C, Bb, G, G, C, C; F, C, G, C, F, C, G, C. Fingerings use letters L (left hand), R (right hand), and numbers 1-5, with 'a' for alternate fingers and '8' for the thumb. Arrows indicate the direction of finger movement.

System 1 Chords: C F C B $\flat$  C C G C  
 System 2 Chords: F C B $\flat$  G G C C  
 System 3 Chords: F C G C F C G C

>>

Source: Richard Robinson's web page/abc file

Transcription: Transcription:Richard Robinson(?), Chords:Mike Long

# Paddy Fahy's 3

Reel

Paddy Fahy

Chords: Gm F G G F D G G F G G F G G (D) F G G D G D 1 D G 2 D G

Fingerings: L8, L5a, R2, L9, L9, R1, L5, L3, L4, L5, L5, L5, L9, L9, R1, L5, L7, L3, L5, L5, R1, L9, R1, L9, L10, R1, L5, L3, L4, L5, L5, L5, L9, L9, R1, L5, L7, L5, L5, L9, L10, R6, R6, R6, R6, L10, R7, R6, L10, R1, L9, R3, R3, R3, L9, R7, R3, L9, R2, R6, L10, L9, L10, R7, R6, L10, R6, R6, R7, R6, R7, L10, R6, L10, L5, L5, R1, R6, L10, L5, L5, L5

Book: Music from Ireland vol.3 n34

Source: Ricker ABC as #13

Transcription: Transcription:??, slight arr., chords:Mike Long

>>

# Paddy Lynn's delight

Reel

(Ireland)

The musical score is written on a treble clef staff in common time (C). It consists of three systems of music. Each system contains a melodic line with various ornaments (accents and slurs) and a corresponding set of fingerings indicated by numbers 1-10 and directions (up/down arrows). Chords are placed above the staff to guide the accompaniment.

**System 1:** Chords: Am, G, Am, Em/C, G, Am. Fingerings: L10 L8 L5 L9 R1 L5 L5, L4 L5 L5 L5 L5 L4 L5, R2 L5 L5 L9 R1 L5 R1, L9 L10 L10 L10 R7 R6, L10 L8 L5 L9 R1 L5 L5.

**System 2:** Chords: G, C, G, Am G Am, C, C, G, C. Fingerings: L4 L5 L5 L4, L9 L10 R6 R7 R6 L9, L5 L9 R1 L5 L5, L9 R6 R7 R6, L9 L10 R6 R7 L10 L10, L9 R6 R7 R6.

**System 3:** Chords: G, Am, C, C, G, C, G, Am G Am. Fingerings: L10 L10 L10, L9 L5 L5 R1, L9 R6 L9 R7 L9 R6 L9, L9 L10 R6 R7 R6 L10, R6 R8 R7 R7 R6 L10 R1, L5 L9 R1 L5 L5.

>>

Book: Music from Ireland Vol. 3

Source: Music from Ireland Vol. 3

Transcription: Transcription, chords:Mike Long

# Paddy on the turnpike

## Cronin's favorite

### The mills are grinding

Reel

The musical score is presented in three systems, each on a single treble clef staff with a key signature of one flat (Bb) and a common time signature (C). The music is a reel, consisting of 16 measures. Chords are indicated above the staff, and guitar tablature is written below the staff. The tablature uses numbers 1-10 for frets and arrows for picking direction. The chord sequence is: Gm, F, Gm, (Bb), F, Gm, F, Gm, Gm, F, Gm, (Bb), F, Gm, F, Gm.

**System 1 (Measures 1-8):**

- Measure 1: Gm (L5 L4 ↓ ↑)
- Measure 2: Gm (L3 ↑, L5 L5 L4 L5 ↓ ↓ ↓ ↓, L5 L8 ↑ ↓)
- Measure 3: Gm (L5a ↑, L10 ↓, R2a ↓, R2 L5 ↓)
- Measure 4: F (L3 ↑, L4 L4 L4 L4 ↑ ↑ ↑ ↑, L4 L5 ↓)
- Measure 5: F (L5 ↑, L4 R1 ↓, L4 L10 ↓, R1 L4 ↑)
- Measure 6: Gm (L3 ↑, L5 L5 L4 L5 ↓ ↓ ↓ ↓, L5 L8 ↑)
- Measure 7: Gm (L5a ↑, L8 ↓, L5 L4 ↓, L5 L4 ↓)
- Measure 8: Gm (L5a ↑, L8 ↓, L5 L4 ↓, L5 L4 ↓)

**System 2 (Measures 9-16):**

- Measure 9: (Bb) (L5a ↑, L8 L5 L8 L5a ↓ ↓ ↓ ↓, L10 ↑)
- Measure 10: F (R3 ↑, R3 ↓, L9 L5 L4 L8 ↑ ↑ ↑ ↑, L10 L10 ↑)
- Measure 11: Gm (L5a ↑, L8 ↓, L5 L4 ↓, L5 ↓)
- Measure 12: F (R6 ↓, R3 ↑)
- Measure 13: Gm (L10 ↓, R6 ↓, R3 ↓, R6 ↓, R7 ↓)
- Measure 14: Gm (R4a ↑, R6 ↓, R4a ↓, R6 ↓)
- Measure 15: Gm (R4a ↑, R6 ↓, R4a ↓, R6 ↓)
- Measure 16: Gm (R4a ↑, R6 ↓, R4a ↓, R6 ↓)

**System 3 (Measures 17-24):**

- Measure 17: F (L10 ↓, R3 ↑, R3 ↓, R3 ↓, R3 ↓, R7 ↑, R3 ↓, R6 ↓, L10 ↓)
- Measure 18: Gm (L10 ↓, R6 ↓, R3 ↓, R6 ↓, R7 ↓, R7 ↓)
- Measure 19: (Bb) (R4a ↑, R7 ↓, R3 ↓, L9 ↓, L10 ↓)
- Measure 20: F (R3 ↑, R3 ↓, L9 ↓, L4 ↓, L10 ↓, L10 ↓, L5 ↓, L8 ↓)
- Measure 21: Gm (L5a ↑, L8 ↓, L5 ↓, L5 ↓)
- Measure 22: F (L5a ↑, L8 ↓, L5 ↓, L5 ↓)
- Measure 23: Gm (L5a ↑, L8 ↓, L5 ↓, L5 ↓)
- Measure 24: Gm (L5a ↑, L8 ↓, L5 ↓, L5 ↓)

>>

Book: NE Fiddler's  
 Fiddler's Fakebook (vsn A)  
 O'Neill's 1555  
 Roche 1 n140  
 Source: Richard Darsie's web page  
 Transcription: Transcription, chords:Mike Long

# Paddy Ryan's dream

## The humours of Ennistymon

### Miss Lyall

Reel

(Ireland, Scotland)

Am G F G Am G

F G Am Am G Am F

G Am G F G Am

>>

Book: The Fiddle Music of Scotland p191

Krassen O'Neill's p92

Kerr's Fourth p20

O'Neill's 1181

Source: O'Neill's 1181

Transcription: Trish O'Neil, arrangement, chords: Mike Long







# Pat Touhy's reel

Reel

(Ireland)

Em D Em G 1 A 2 A (Em)

R1 L4 R1 L7 L3 L7 L3 L3 L3 R1 L4 R1 L5 L5 R1 R2a L10 R6 L10 R1 R2a L10 R6 L10 L10 R1 R2a L10 R6 L10 R6 L10

Em D Em G D

L10 R6 R6 L10 L10 R6 L10 L10 L10 R6 R6 R7 R6 R6 R6 L10 R6 R6 L10 R7 L10 R6 L10 L10 L10 R6 R7 R6 L10 L10 L10

Em D G A

L10 R6 R6 L10 L10 R6 L10 L10 L10 R6 R6 R7 R6 R7 R7 R7 R6 R7 R6 R6 L10 R6 L10 R1 R2a L10 R6 R6 L10 L10

>>

Book: O'Neill's 1340

Krassen O'Neill's p122

Source: My arrangement from sources above

Transcription: Transcription, arrangement, chords:Mike Long



# The peeler's jacket

## The flannel jacket

Reel

(Ireland)

The musical score is presented in three staves, each with a treble clef and a key signature of one sharp (F#). The time signature is 2/4. The first staff contains the first six measures, with chords G, D, (C), G, D, G, D, (C) indicated above. The second staff contains measures 7-12, with chords G, D, G, G, G, D, G indicated above. The third staff contains measures 13-18, with chords D, G, G, G, D, G, C, D indicated above. Fingerings are indicated by numbers 1-5 for the left hand and R for the right hand, with arrows showing the direction of movement. Chords are indicated by letters G, D, C, and their positions above the staff.

>>

Book: O'Neill's 1184

Roche 1 n141- much simpler version...

Source: O'Neill's 1184

Transcription: Trish O'Neill, chords: Mike Long

# Peggy on the settle

## Kitty Clover

### Boil the breakfast early

Reel

(Ireland)

The musical score is written on two staves in treble clef, key signature of one sharp (F#), and common time. The first staff contains the first 12 measures, and the second staff contains the remaining 12 measures. Chords are indicated above the notes, and fingerings are indicated with letters (L for left hand, R for right hand) and numbers (1-5) with arrows showing the direction of the stroke.

**Staff 1:**

- Measures 1-4: Chords C, D, Am, G, Am, C, D, Am, G. Fingerings: L10, R6, L10, L10, L8, R2, L10, L10, L10, L8, R2, R6, R6, L10, L10, L8, R1, L5, L9, L5, L10.
- Measures 5-8: Chords Em, G, Em, G. Fingerings: L10, L10, R6, R6, R7, L10, L10, R6, R6, L10, L10.

**Staff 2:**

- Measures 9-12: Chords Em, G, G, Em, G, Em, G, G. Fingerings: L10, L10, R6, R6, R6, R7, R7, R6, R6, L10, L10, L10, L10, R6, R6, R7, R6, L10, L10, R6, L10, L10, R6, L10, L10.

Book: O'Neill's 1245

Source: O'Neill's 1245

Transcription: Transcription: Trish O'Neil, arrangement, chords: Mike Long

>>

# The Pig Town

Reel

The musical score for 'The Pig Town' is presented in two staves. The first staff contains the first two measures of the reel, with a first ending (1) and a second ending (2). The second staff contains the remaining measures. Chords are indicated above the notes, and fingerings are indicated below the notes with numbers 1-5 and arrows for up and down strokes.

**Staff 1:**

- Measure 1: Chord G. Fingering: L5 R6, L10 L10 (down), L10 L10 (up).
- Measure 2: Chords G D. Fingering: R1 R3, L10 L5 (up), L10 (down), R1 R1 (up).
- Measure 3: Chord G. Fingering: L5 R6, L10 L10 (down), L10 L10 (up).
- Measure 4 (1st ending): Chords D Em. Fingering: R1 L5, L5 (up), L4 L7, L5 (down).
- Measure 5 (2nd ending): Chords D G. Fingering: R1 L5, L5 L5 (up).
- Measure 6: Chord Em. Fingering: R1 L10, R6 L10 (up), L10 R6 (up).

**Staff 2:**

- Measure 7: Chord D. Fingering: R6 L10, R6 (up), L10 (up), L10 L5 (up), L10 (down), R1 (up).
- Measure 8: Chord Em. Fingering: R1 L10, R6 L10 (up), L10 R6 (up).
- Measure 9: Chord Em. Fingering: R6 R6, R6 R6 L10 (up), R7 (down), L10 (down).
- Measure 10: Chord D. Fingering: R1 L10, R6 L10 (up), L10 R6 (up).
- Measure 11: Chord Em. Fingering: R6 L10, R6 (up), L10 L10 L5 (up), L10 (down), R1 (up).
- Measure 12: Chord Em. Fingering: R1 L10, R6 L10 (up), L10 R6 (up).
- Measure 13: Chord D. Fingering: R6 R6, R6 R6 (up), R7 (down).
- Measure 14: Chord G. Fingering: R6 R6, R6 R6 (up), R7 (down).

Book: Kerr's Second p29

Source: Kerr's Second p29

Transcription: Transcription, chords:Mike Long

>>

# The pigeon on the gate

## Gallagher's best

Reel

(Ireland)

Em D Em

L10 R2a R1 L4 L4 R1 L4 L10 R1 L4 L4 R1 L5 L7 L4 L3 L7 L3 L3 L7 L4 L3 L4 L7 L5 R1 L5 L7 L5 R1 L4 L4 R1 L4 L10

Em D A Em (G) D

R1 L4 R1 L7 L3 L7 R2 L10 L10 L5 L4 L7 L5 R1 L10 L10 R6 L10 R1 R2a L10 R2a R1 L4 L5 L4 L3 L7 R2 L10 L10 L5 L4 R1 L7 L7 L5 R1 L10 L10 R6 L10 R1 R2a L10 R6 L10 R1 R2a L10 R2a R1

(Bm) Em (G) D A

L5 L7 L7 L3 L4 L7 L5 R1 L10 L10 L10 R1 R2a L10 R6 R6 R6 R7 R6 R6 L10 L10 R2a L10 L5 L7 L4

APB Neillidh Boyle, APB Sean Ryan

G F G

R1 R2a L10 L5 R2 L5 R2 L8 L10 R2a L10 L9 L5 L5 L7 L5 R2a L7 L5 R2a L7 L5 R2a L10 L7 L5 R2a L10 L5 R2 L5 R2 L8

F (C) F G G

L10 R2a L10 L9 L5 L5 L7 L5 R2a R6 R7 R6 L10 R6 L10 L5 L5 L5 R1 R2a L10 R6 R6 R6 R6 L10 R6 R7 R6 R7 R6

C F G C F G

L10 R2a R6 R2a R6 R6 R6 R6 L10 L5 R2 R6 R6 R6 R6 L10 R6 R7 R6 R7 R6 L10 R2a R6 R2a R6 R6 R6 L10 L5 L5 R1 R2a

Book: Kerr's Fourth p20

O'Neill's 1406

Etc.

Source: 1 My arrangement from various sources

2 Sean Ryan, fiddle Chris Delaney collection

2 IrTrad, 20 Oct 1999, Paul de Grae

Transcription: 1 Transcription, arrangement, chords: Mike Long

2 Transcription: Paul de Grae?, chords: Mike Long

>>







# The pleasures of home

Reel

(Ireland)

The musical score is presented in three systems, each with a treble clef and a key signature of one flat (B-flat). The time signature is common time (C).

**System 1:** Chords are Gm, F, and Gm. Fingerings include L10, L9, L5a, L8, L5, L5, L7, L5, L8, L5a, L5a, L10, L9, L5a, L8, L4, L4, L4, L4, L4, L5, L8, L5a, L5a, L10, L5a, L8, L4, L7, L3a, L3.

**System 2:** Chords are Gm, F, Gm, and Bb. Fingerings include L5, L8, L5a, L10, L9, L5a, L8, L4, L5, L9, L5a, L5, L4, L3, L5, L5, L5, L8, L5a, L5a, L10, L10, L5a, L5a, L10, L10, L10.

**System 3:** Chords are F, Dm, F, Gm, D, Gm, F, and Gm. Fingerings include R3, R3, L9, L9, R6, L10, L10, L5a, L8, L4, L5a, L10, L8, L4, L5, L9, L9, L5a, L8, L8, L5, L5, L7, L5, L8, L9, L10, L10, R3, L9, L4, L9, L5a, L8, L5.

>>

Book: Krassen O'Neill's p95

O'Neill's 1200

Source: O'Neill's 1200

Transcription: Transcription, chords: Mike Long



# The Punter's graveyard

Reel

Daniel Compton

The musical score consists of three staves of music in the key of D major (one sharp) and 4/4 time. The first staff contains measures 1-6 with chords Bm, D, A, A, F#m, and Bm. The second staff contains measures 7-12 with chords D, A, A, G, Bm, G, and A. The third staff contains measures 13-18 with chords Bm, A, (G), Bm, G, A, Bm, A, and G. Fingerings are indicated by numbers 1-5 with arrows showing the direction of the finger movement.

>>

Book: The Portland Collection

Source: The Portland Collection

Transcription: Transcription, minor arr., chords: Mike Long



Book: O'Neill's 1305 -The pure drop

O'Neill's 1271 -Tom Steele

Sully's Irish -Hand me down the tackle (?)

Source: 1 O'Neill's 1305

2 Richard Robinson's web page/abc file- Hand down the tackle

Transcription: 1 Transcription:Trish O'Neill, minor arr., chords:Mike Long

2 Transcription:Richard Robinson(?), Chords:Mike Long

>>





# The rambling sailor

Reel

(Ireland)

G A D D/G A G A G A D  
 D A G A D A D G A  
 D A G A G D G A  
 D G A D G (D)

>>

Book: O'Neill's 1502

Source: O'Neill's 1502

Transcription: John B. Walsh, slight arr., chords: Mike Long

# Rathlin Island

Reel

The image shows a musical score for the reel 'Rathlin Island'. It consists of two staves of music in the key of D major (one sharp) and 4/4 time. The first staff contains the first two measures of the piece, and the second staff contains the next four measures. Chords are indicated above the notes, and fingerings are indicated below the notes with letters (L for left hand, R for right hand) and numbers (1-5). Some notes have a tilde (~) above them, indicating a grace note or a specific articulation. The score ends with repeat signs at the end of the second measure of the first staff and the fourth measure of the second staff.

**Staff 1:**

- Measure 1: Am (L10 ↑, L10 ↓, R1 ↑, L10 ↑, L8 ↑, L5 ↑)
- Measure 2: Am (R2 ↓), G (L10 ↓, R1 ↑, L5 ↓, L5 ↑, R1 ↑, L10 ↓)
- Measure 3: Am (L10 ↑), G (L10 ↓, R1 ↑, L10 ↑, L8 ↑, L5 ↑)
- Measure 4: G (R2 ↑, R1 ↑, L10 ↓, R1 ↑, L5 ↑, L5 ↑)

**Staff 2:**

- Measure 5: Am (L5 ↑, L5 ↑, R1 ↑), Em (L4 ↓, L5 ↓, R1 ↑, L5 ↓)
- Measure 6: Am (L5 ↑), G (R1 ↑, L10 ↓, L10 ↑, L10 ↑)
- Measure 7: Am (L8 ↑, L5 ↓, L5 ↑, R1 ↑), G (L10 ↓, L8 ↓, R1 ↑, L10 ↓)
- Measure 8: Em (L10 ↑, R6 ↓, L10 ↑, L10 ↓, R1 ↑, L5 ↑, L5 ↑)

Source: IrTrad

Transcription: Transcription:Jorgen Fischer(?), chords:Mike Long

>>

# The red crow

Reel

Mairiad Ní Mhaonaigh (Ireland)

The musical score for 'The Red Crow' is presented in five staves. Each staff contains a line of music in treble clef with a key signature of one sharp (F#) and a common time signature (C). The music is annotated with chords and fingerings. The chords used are Am, G, D, Em, and F. Fingerings are indicated by numbers 1-5 for the left hand and R1-R10 for the right hand, with arrows showing the direction of the stroke (up or down). The score includes a repeat sign with first and second endings, and a triplet of eighth notes. The piece concludes with a double bar line.

>>

Source: ricke~11.abc,tunesf~1.abc

Discography: Altan: The Red Crow

Transcription: Transcription:??, corrections, chords:Mike Long

# Rediggan's

## The glen of Aherlow

### Lafferty's

## The woman I never forgot

Reel

(Ireland)

The musical score is presented in three systems, each with a treble clef and a key signature of two sharps (D major). The time signature is common time (C). Above the staff, guitar chords are indicated: Bm, Em, (G), Bm, D, A, Bm, Em, G, Em, D, Bm, A, Em, D, Em, (G), D, A, Em, D, Em, G, D, A. Below the staff, detailed fingerings are provided for each note, using letters R (Right hand) and L (Left hand) with numbers 1-5, and arrows indicating the direction of the stroke (up or down).

>>

Book: Music from Ireland Vol. 3

Source: Music from Ireland Vol. 3

Discography: Planxty- Four Men and a Dog: Shifting Gravel.

Kevin Burke, Promenade

Transcription: Transcription, chords: Mike Long

# Reel Beatrice

Reel  
APB Sharon Shannon

(Canada)

Am

L6 L6 L3 L6 L3 L4 L3 L4 L5 L4 L4 L5 L5 L4 L5 R1 L9 L5 L9 L10 L8 L9 L10 R7 L10 L10 R7 L10 L10 R7 R7

Dm E 1 Am 2

R8 R7 R7 R6 R3 L10 L9 R1 L10 R1 L10 L10 L10 R2a R3 L10 L10 R1 L5 L6 L6 L5 L6 L6 R7

Dm Am E Am

R7 R3 R7 R7 R7 R3 R7 R7 L10 R2a L10 R7 L10 L10 R2a L10 L10 R2a L10 R3 L10 L10 L10 L9 L10 L9 R1 L9 L5 L5

Dm Am E 1 Am 2 Am G

R7 R3 R7 R7 R7 R3 R7 R3 L10 R2a R7 L10 L10 L10 L10 R3 L10 L9 R1 L5 L6 L6 R7 L5 L5 R1

C G C G

L9 L5 L4 L5 L9 L10 L9 L5 L5 L4 L5 L9 L10 L10 R1 R1 L5 R1 L10 R1 L9 R8 R7 R7 R6 R3 L10 L10

C G 1 C G C 2 C G G

L9 L5 L4 L5 L9 L10 R1 L4 L5 R1 L4 L5 L9 L10 L10 R1 R1 L5 R1 L10 L9 R1 L10 L9 L10 L9 R1 L10 L9

>>

Source: Sharon Shannon: Out the Gap

Discography: Sharon Shannon: Out the Gap

Transcription: Transcription, chords:Mike Long

>>



# Reel de Ti=Jean

Reel

The musical score for 'Reel de Ti=Jean' is presented in three staves. The key signature is D major (two sharps) and the time signature is common time (C). The music is a reel, characterized by its 4/4 time signature and repetitive rhythmic patterns.

**Staff 1:** Chords D, G, D. Fingerings: R7 R6, R6 L5, R6 L5, R6 R6 R6 L10 L10, L10 R6, R6 L9, R6 L9, R6 R7 R6 R6 L10, R7 R6, R6 L5, R6 L5.

**Staff 2:** Chords G, A, D, D. Fingerings: R6 R6 R6 L10 L10, L10 R6, R6 L10, R2a R1, L5, R1, L5, R1, L5, L5, L7, L5, R2, L10, R6, R6.

**Staff 3:** Chords G, A, D, A, D, G, A, D. Fingerings: R6 L10, R2a, L8, L10, L10, R6, L10, L8, R1, L5, L5, L7, L8, L10, L10, R6, R6, R6, L10, R2a, L5, R2, L10.

>>

Book: N.E. Fiddler's

Transcription: Transcription, chords: Mike Long





# Reel Ti=M?

Reel

Marcel Messervier

Chords: D, Em, A, A, D, D, Em, A, D, G, A, D, G, A, 1 A D, 2 A D

>>

Book: The Portland Collection  
 Source: The Portland Collection  
 Transcription: Transcription, chords:Mike Long



# Richard Dwyer's

Reel

(Ireland)

Am G Em Am G G Am

G Am G Am Am G Am

G Am Am G Am G Am

Fingerings: L5 L4 L5 L9 L10 L9 L10 L10 L5 R1 L5 L4 L5 L7 L4 L5 L9 L5 R1 L10 R6 L10 R7 R6 R7 R7 R6 L10 R3 L10 L9 L5 L5 R6 L10 R1 L9 L5 L4 L4 L4 L10 L10 R1 L4 L5 R7 L10 R8 L10 R6 L10 R7 L10 R7 R6 L10 L10 L10 L9 L10 R1 L5 R7 L10 R8 R7 L10 R6 R7 R6 L10 R1 L5 R1 L5 R1 L9 L10 L10 R7 R7 R6 R6 L10 R6 L10 R6 L10 L8 L5

Book: Music from Ireland Vol. 3  
 Source: Music from Ireland Vol. 3  
 Transcription: Transcription, chords:Mike Long

>>



# The road to the glen

Reel

Ed Reavy

Chords: Dm G F F G Dm

Fingering: L3 L4, L4 L10, R1 L5 L3 L4 L3, L5 R2 L5 R1 L5 R2 L5, L4 R1 L4 L5 L9 L10, R3 L10 L9 L5 R1 L9 L5, R2 L10 R7 R6

Chords: F G | 1 Dm F G Dm || 2 Dm F G Dm

Fingering: R3 L10 L5 L4 L3 L4, L4 L4 L4 L5 L5 L4 L5, L5 R2 L10 L10 L3 L4, L4 L4 L4 L5 L5 L3 L4, L4 L3 L4 L3 L3 L10

Chords: Dm C Dm C Dm Dm

Fingering: R3 R7 R6 R3 L10 R3, L10 L9 L5 L9 L10, R3 R7 R6 R3 L10 L10, R3 L10 L9 L5 R2 L10, R3 R3 R6 R6 R3 R3 L10

Chords: F G Dm C Dm Dm C

Fingering: R3 L10 L9 L5 L4 L3 L4, L4 L4 L4 L5 L5 L4 L5, L5 R2 L10 L10 L10, R3 R7 R6 R3 L10 R3, L10 L9 L5 L9 L10

Chords: Dm F G Dm C Dm F G Dm

Fingering: R3 R7 R3 L10, R3 L10 L5 R2 L9, L10 L10 L8 R3, R6 L9 R7 R6, R7 R6 L10 L9 L5, L4 L4 L3 L3

>>

Source: ricker~3.abc

Transcription: Transcription:Henrik Norbeck?, chords:Mike Long



# Rolling down the hill

Reel

(Ireland)

The musical score consists of three staves of music in the key of D major (one sharp) and 4/4 time. The first staff contains six measures with chords Am, G, Am, G, Am, and G. The second staff contains five measures with chords Am, G, C, Am, and C. The third staff contains seven measures with chords Am, G, C, Am, C/E, Am, and G. Fingerings are indicated by numbers 1-10 and arrows for up and down strokes.

>>

Book: Krassen O'Neill's p152

O'Neill's 1508

Source: O'Neill's 1508

Transcription: John B. Walsh, arrangement, chords: Mike Long



# Rolling in the barrel

Reel

(Ireland)

See also The youngest daughter

The musical score is presented in three systems, each with a treble clef and a key signature of one sharp (F#). The time signature is common time (C). The first system contains six measures with chords Em, Bm, Em, G, A, Em, Bm. The second system contains five measures with chords Em, D, A, Em, D, Em. The third system contains six measures with chords D, A, Em, D, G, D, A. Fingerings are indicated by numbers 1-5 and letters L (left hand), R (right hand), and 10 (thumb). Accents are shown above notes. Trills are indicated by a tilde (~) above notes. Triplet markings (3) are placed below groups of notes. A double arrow (>>) is located at the end of the third system.

Source: Paddy Canny and P.J. Hayes

irtrad-1, J. Walsh, 10/94

Transcription: Transcription:J. Walsh,chords:Mike Long

# Rolling on the ryegrass

The Shannon breeze

The Rathkeale hunt

Maureen playboy

Old Mollie Ahern

The piper's lass

Reel

(Ireland)

Third part O'Neill's...

The musical score consists of four staves of music in the key of D major (one sharp) and 4/4 time. Each staff includes a treble clef, a key signature of one sharp (F#), and a common time signature (C). The music is written in a fiddle style with various rhythmic patterns and ornaments. Above each staff, chords are indicated by letters (D, G, A). Below each staff, detailed fingerings are provided using letters L1-L10 and R1-R7, with arrows indicating the direction of the stroke (up or down). The score is divided into four systems, each containing one staff. The first system has 8 measures, the second has 8 measures, the third has 8 measures, and the fourth has 8 measures. The final measure of the fourth system ends with a double bar line.

>>

Book: O'Neill's 1553

NE Fiddlers

Source: My arrangement- essentially O'Neill's 1553

Transcription: Transcription, arrangement, chords: Mike Long

# The Roscommon reel

Reel

(Ireland)

Em D Em G | 1 D | 2 D

Em D Em C D Em G D

D C D Em D Em G

D Em D Em G D

Tablature details:  
 Staff 1: L4 L7L5L5R1 L5R1 L5L7L7 L10 L5L7 L4 L7L5L5 R1 L10 L8 L7L3L4L7L4L4L3 L5 L7L3L4L7L4L4R6  
 Staff 2: L10 R1 L10 R6 R6 R7 R7 R7 L10 R1 L10 R6 R6 R7 R6 R6 R6 L10 R1 L5 R1 R6 R6 R7 R7 R7  
 Staff 3: R6 R7 R7 R6 L10 R6 L10 L10 L5 L7 L4 L7 L5 L5 R1 L5 R1 L10 L5 L7 L7 L10 L5 L7 L4 R1 R1 L5 R1 L10  
 Staff 4: L8 L7 L3 L4 L7 L4 L4 L3 L4 R1 R1 L5 R1 L10 L5 L7 L7 L10 L5 L7 L4 R1 R1 L5 R1 L10 L8 L7 L3 L4 L7 L4 L4 L3

>>

Source: Henrik Norbeck  
 Discography: The Gathering (Matt Molloy)  
 Paddy Glackin: Ceol ar an bhFidil le Paddy Glackin.  
 Transcription: Transcription:??, chords:Mike Long

# The sailor's bonnet

Reel

(Ireland)

The image shows a musical score for the reel 'The sailor's bonnet'. It consists of two staves of music in the key of D major (one sharp) and common time (C). The first staff has a key signature of one sharp and a common time signature. The second staff also has a key signature of one sharp and a common time signature. The music is written in a treble clef. Above the first staff, the chords D, D, G, D, G, D, D, D, G are indicated. Above the second staff, the chords Bm, G, A, Bm, D, D, G, D, G, D are indicated. Below the first staff, there are two lines of fingerings: the first line has L5 L7 R2 R6, L10 L10 L10 R1, L5 L7 R2 R6, L10 L5 L5 L3, R6 R7 R7 L10, R7 R6 R6 L10 L9; the second line has ↑ ↑ L5 R6, ↓ R6 R6 ↓ R1, ↑ ↑ L5 R6 L10, ↓ R1 L7 ↑ ↑ L3, ↑ ↑ R7 ↑ R6 R6, ↑ ↑ L10 ↓ R1. Below the second staff, there are two lines of fingerings: the first line has R6 R7 R7 R6, R7 R6 R6 R6 L10, R7 R6 R7 R6, R7 R6 R6 L10 R1, L5 L7 R2 R6, L10 L5 L5 L3; the second line has ↑ ↓ R7 ↓ R7 R7, ↓ ↑ R7 ↑ L10, ↓ ↑ R6 ↑ ↑ R6, ↑ ↑ L10 ↓ R1, ↑ ↑ L5 R6 L10, ↓ R1 L7 ↑ ↑ L3.

Book: Irish Traditional Music Session Tunes 2 n5

Source: My arrangement from various sources

Discography: Michael Coleman ?

Davy Spillane: Shadow Hunter ?

Bothy Band: 1975 ?

Transcription: Transcription, arrangement, chords: Mike Long

>>



# Saint Anne's reel

Reel

(Canada)

D G D D

L10 R6 R6 R6 R6 L10 R1 L5 L7 L5 L5 L7 L5 R1 L5 R1 R1 L5 R1 L5 R1 L5 L5 L7 L5 R2 L10 R6 R6 R6 R6 L10 R1

↑ ↑ ↑ ↓ ↑ ↑ ↓ ↓ ↑ ↑ ↓ ↓ ↑ ↑ ↑ ↑ ↑ ↑ ↑ ↓ ↑ ↑ ↑ ↑ ↑ ↑ ↑ ↑ ↓ ↓

G A D D G

3

L5 L5 L5 L3 L5 L7 L5 L5 R1 L5 R1 L10 R2a R2a L10 R6 L10 R7 R6 R6 L10 R7 R6 L10 R7 R7 R6 R6 R6 R6 R6 R6

↑ R1 L7 ↑ ↑ ↑ ↑ ↑ ↑ ↑ ↑ ↓

A D D G A D

L10 R2a L5 R2a R7 R7 R3a R7 R6 R6 L10 R7 L10 R7 R7 R6 R6 R6 R6 L10 R2a L5 L10 R6 L10 R2a

↑ L10 R1 R1 L10 ↓ ↓ ↑ ↑ ↑ ↑ ↑ ↑ ↓

Arr. 2

D A D G D

L10 R6 L10 L10 R6 L10 L10 R2a R1 L5 L7 L5 L5 L3 L7 L5 R1 L5 R1 L3 R1 L5 R1 L5 L7 L5 L5 L3 L7 L5

↑ ↑ ↑ ↓ ↑ ↑ ↑ ↓

D A D G A D D A G

R6 L10 R6 L10 R2a L5 L7 L5 L7 R1 L10 R2a R1 L10 L10 L10 L10 R6 R6 R6 L10 R1 R3 R6 R6

↑ ↑ L10 ↑ L10 R1 ↑ ↑ ↑ ↑ ↑ ↓

G A D A G G A D

L10 R2a L5 R1 L10 R7 R7 R3a L10 R6 R6 R6 L10 R1 R3 R6 R6 L10 R2a L5 R1 L10 L10 L10

↑ L10 R1 ↑ R2a ↓

Book: 1 New England Fiddler's Repertoire

Source: 1 New England Fiddler's Repertoire

2 ? Mando book?

Transcription: 1 Transcription:Mike Long & the Pubscouts, Chords:Mike Long

2 Transcription, chords:Mike Long

>>

# The Salamanca

Reel

(Ireland)

The musical score for 'The Salamanca' is presented in three staves. The key signature is one sharp (F#) and the time signature is common time (C). The first staff begins with a D chord and contains two triplet markings. The second staff includes chords Bm, G, D, G, A, D, D, G, D, and A. The third staff includes chords D, Bm, Em, A, D, G, D, A, D, G, A, and D. Fingerings are indicated by numbers 1-5 and letters L (left hand) and R (right hand) with arrows showing the direction of the stroke. Chords are written above the notes.

>>

Book: Roche 1 n134- similar...

O'Neill's 1348

Kerr's First p45 as a hornpipe

Source: My arrangement from various sources

Transcription: Transcription, arrangement(?), chords:Mike Long



# The sally gardens

Reel

(Ireland)

The musical score for 'The sally gardens' is presented in three staves. Each staff contains a line of music in treble clef with a key signature of one sharp (F#) and a common time signature (C). The music is annotated with chords and fingering instructions.

**Staff 1:** Chords: G, G, C, D, (C), G. Fingering: L3 L4, L5 L3 L5 R1, L5 R1, L10 L10 L10 L5 R1, L10 R1 L10 L10 R6 L10, L10 L5 R1, L5 L4 L3 L4, L5 L3 L5 R1, L5 R1.

**Staff 2:** Chords: G, C, D, G, G. Fingering: L10 L10 L10 L5 R1, L10 R1 L10 L10 R6 L10, L10 L5 R1 L5, R1 L9, L10 R6 R6 R6 L10, R6 R7 R6 R7 R6 R6 R6. A triplet of three notes is marked with a '3'.

**Staff 3:** Chords: Am, (D), G, G, C, D, G. Fingering: L10 R7 R7 R6 R7 L10, R7 R7 R6 R7 R6 L10, L10 R6 R6 R6 L10, R6 R7 R6 R7 R6 R6 R6, L10 R1 L10 L10 R6 L10, L10 L5 R1 L5.

>>

Book: Fiddler's Fakebook

Source: My arrangement from various sources

Transcription: Transcription, arrangement, chords: Mike Long

# Sally in the Garden

Reel

(USA)

Am C G Am G Em Am

L5 L5 L5 L5 R1 L9 L9 R1 L5 L5 R1 L5 L7 L5 L5 L5 L5 L7 L5 L5 L5 L5 R1

C G Am (C) G 1 Am 2 Am

L9 L10 L10 L10 R3 L10 L10 L9 L10 L10 L10 L9 R1 L5 L5 L5 L5 L5 R1

Am C G Am Am C G Em Am

L9 R1 R1 R1 R1 L9 L10 L10 L8 R1 L9 R1 R1 L9 L10 L10 L10 L8 R1 L9 R1 R1 R1 R1

C G Am (C) G 1 Am 2 Am

L9 L10 L10 L10 R3 L10 L10 L9 L10 L10 L10 L9 R1 L5 L5 L5 R1 L5 L5

>>

Source: E.P.Band (Boiled in Lead ?)

Richard Robinson's web page/abc file

Transcription: Transcription:Richard Robinson(?), Chords:Mike Long

# Sarah

Reel

Lee Anne Welch (USA)

D A D G D A G (A) D

L6 L3 L7 L4 L3 L4 L5 L6 L3 L7 L4 L3 L4 L6 L6 L3 L7 L4 L3 L4 L5 L5 R1 L5 L4 L5 L4 L3

D G D A D G D A D

L5 L10 R2a L8 L5 R1 L5 L10 R2a L8 L4 L5 L10 R2a L8 L5 R1 L5 L7 L5 L4 L5 L4 L3

Source: Lee Anne Welch

Transcription: Transcription, chords: Mike Long

>>

# Sawney dear

Reel

(England)  
Lancashire

Chords: F#m, Bm, F#m, E, A, Bm

Fingerings: L5 R1 L7 L7 L7 L7 L7 L7 L5 R2a L7 L10 R2a R1 L5 R2a R2a L5 R2a L8 L5a L5a R1 L8 L5a L8 R1 R2a L10 L10 R2a L10 R1 R2a L5 L7 R1 R1 R2a L10 R2a

Book: Winder

Source: Richard Robinson

Transcription: Transcription:Richard Robinson(?), Chords:Mike Long

>>





# Sculley's reel

Reel

The musical score for "Sculley's reel" is presented in three staves, each with a treble clef and a key signature of one sharp (F#). The time signature is common time (C). The music consists of eighth and sixteenth notes, with some rests and repeat signs. Chords are indicated above the notes, and fingerings are indicated by numbers 1-5 and arrows for up/down strokes.

**Staff 1:** Chords: Em, G, Em, D, Em. Fingerings: L2, L4 L3 L4 L7 L5 L7 L5 L5, R1 L9 R1 L5 L5 L7 L5 L5, R1 L4 L4 L5, L7 L5 L7 L4 L3 L7, L4 L3 L4 L7 L5 L7 L5 L5.

**Staff 2:** Chords: G, Bm, Em, Em, G, Am. Fingerings: R1 L9 R1 L5 L7 L5 L5, R1 L9 R1 L5 L7 L5, L5 L4 L4, R1, L10 R6 R6 L10 R1, R3 R6 L9, L9 R1 L5 L5.

**Staff 3:** Chords: D, Em, G, Bm, Em. Fingerings: L7 L5 L5 L7 L3 L7, L4 L3 L4 L7 L5 L7 L5 L5, R1 L5 R1 L10 L10 L10, R1 L9 R1 L5 L7 L5, L5 L4 L4.

>>

Source: Richard Darsie's web page  
 Transcription: Transcription, chords: Mike Long





# Sergeant Early's dream

Reel

(Ireland)

The musical score is written on a treble clef staff in common time. It consists of three systems of music. Each system includes a melodic line with notes and rests, and a corresponding line of chords and fingerings. The chords are: Dm, C, Dm, Am, Dm, C, Dm, C, Dm, Dm, C, Am, (C), Dm, Am, C, Dm. Fingerings are indicated by numbers 1-5 and letters L, R, and arrows for up and down strokes.

>>

Book: O'Neill's 1419

Music from Ireland Vol. 3

Source: 1 Music from Ireland Vol. 3

2 O'Neill's 1419

Transcription: 1 Transcription, arrangement, chords: Mike Long

2 Transcribed by Bob Safranek, rjs@bell-labs.com"



# Shetland fiddler

Reel

The musical score is written in treble clef with a key signature of one sharp (F#) and a common time signature (C). It consists of three staves of music. Above the first staff are the chords D, A, D, Em, A, D, A. Above the second staff are D, G A D, A G A. Above the third staff are A G A D A D G A D. The music includes various rhythmic patterns, including triplets, and is accompanied by detailed fingering instructions for both the left and right hands, such as L5 R2a, L10 R6 L10, L8 L10, L10, L10, R6 R6 R7 R6 L10, L10 R6 L10, L10 L10, R2a L10 R6 L10 L10, L10 R6 L10 L8 L10 L10, L10 R6 R7 R6 L10, R6 R7 L10 R6 R6 L10, R1 R3 L10 L10, R2a L10 R6 L5 R6 L5 R7 L8, L10 R7 R6 R6 L10, L8 L10 L10 R2a L10, L10 L10 R2a R1, L10 L10 R6 R6, R6 R7 R6 R6 L10, R6 R7 L10 R6 R6, R1 R3 L10 L10, L10 R6 L10 L5 R2a, L8 L8 L5 L5, R6 R7 R6 R6 L10, R6 R6 R6 R7 L10, R1 R3 L10 L10.

>>

Source: My arrangement from various sources

Transcription: Transcription, arrangement, chords: Mike Long

# The ships are sailing

## Take her out and air her

Reel

(Ireland, USA)

The image shows a musical score for a reel in D major. It consists of three staves of music with guitar tablature and chords. The first staff has chords Em, D, Em, G, Bm, (D), Em, D. The second staff has chords Em, G, D, Em, D, Em, Em, D, Em, G. The third staff has chords D, Em, Em, D, G, D, C, C. The tablature includes various techniques like triplets, slurs, and fingerings. The key signature is one sharp (F#).

>>

Book: O'Neill's 1264

Roche n199

Source: My arrangement from various sources

Transcription: Transcription, arrangement, chords: Mike Long

# The silver spear

## The top of the cliff

### The new mown meadows

Reel

The musical score is presented in three systems, each with a treble clef, a key signature of two sharps (D major), and a common time signature (C). The notes are written on a five-line staff. Above the notes, chords are indicated by letters: D, A, G, (A), D, A, G, (A), D, A, G, (A), D, A, G, (A), G, (A), G, D, G, A, D, A, G, (A), D, A, G, (A), G, D, G, A. Below the notes, fingerings are indicated by numbers 1-8 and letters L (left hand) and R (right hand), with arrows pointing up or down to show the direction of the finger movement.

System 1: D A G (A) D A G (A) D A  
 System 2: G (A) G D G A D A G (A)  
 System 3: D A G (A) D A G (A) G D G A

>>

Book: Ceol Rince 1 n141

Source: John B. Walsh

Transcription: John B. Walsh(?), chords: Mike Long

My slight variation, mdl

The silver spire  
 La grondeuse  
 John Brennan's reel  
 The great eastern reel

Reel

(Canada)

D G D A D

L3 L7 L4 L3 L7 L8 L10 L10 R6 L10 L7 L5 R1 L5 L7 L5 L7 L4 L7 L5 L4 L7 L3a L6 L3 L7 L4 L3 L7 L8

G D A D A

L10 L10 R6 L10 L7 L5 R1 L5 L7 L5 L7 L4 L3a L3a L3 L6 L6 L3a L4 L7 L5 L7 L4 L3 L4 L7 L5 L5 R1 R2a

D D A D A G D G D A D

L10 L10 L5 R1 L10 R6 R7 R6 L10 L8 L10 R6 R2a L10 R1 R2a R1 L5 L7 L3 L7 L5 R1 L7 L5 L7 L4 L3a L3a L7

>>

Book: New England Fiddler's Repertoire  
 Source: New England Fiddler's Repertoire  
 Transcription: Transcription, chords:Mike Long

# The silver tip

Reel

(Ireland)

The musical score consists of two staves of music in the key of D major (one sharp) and 2/4 time. The first staff begins with a treble clef and a common time signature 'C'. The melody is written in eighth and sixteenth notes, with a repeat sign after the first four measures. The second staff continues the melody. Chords are indicated above the notes, and fingerings are indicated below. The chords are: D, C, D, (Am), C, D, D, C, D, Am, G, D, C, D.

**Staff 1 Chords and Fingerings:**

- Measure 1: D (L3 L4 L5 R1 L7 ↑ ↓ L7 L5 L5 ↑ ↑ ↑ ↑ ↑)
- Measure 2: C (L5 L7 R1 L10 R1 ↓ ↑ L4 L4 L4 L4 ↓ ↓ ↓ ↓ ↓ ↓ ↓ ↓)
- Measure 3: D (L3 L4 L5 L5 R1 L7 ↑ ↓ L7 ↑ ↑ ↑)
- Measure 4: (Am) (L5 L4 L4 L4 L3 ↓ ↓ R1 ↓ ↑ L3 ↓ ↓)
- Measure 5: C (L10 L10 L10 R6 ↓ R6 ↑ R6 L10 ↑ ↓ ↑ ↓ ↑)
- Measure 6: D (R6 R6 R6 L10 L9 L5 ↑ ↓ ↑ ↓ ↑ ↓ ↑ ↓)

**Staff 2 Chords and Fingerings:**

- Measure 7: D (L7 L5 R1 L9 R1 L5 ↓ ↑ L5 ↑ ↑ L9 ↓ ↓ ↓ ↓ ↓ ↓ ↓ ↓)
- Measure 8: C (L4 L7 L4 L7 L3 ↓ ↑ L5 ↑ ↑ L3 ↓ ↓ ↓ ↓ ↓ ↓ ↓ ↓)
- Measure 9: G (L10 L10 L10 R6 ↓ R6 ↑ R6 L10 ↑ ↓ R7 L10 ↑ ↑ L5 ↓ ↓)
- Measure 10: D (L5 R1 R1 L7 L5 L5 ↓ ↑ L5 ↑ ↑ L7 ↑ ↑)
- Measure 11: C (L4 L7 L4 L7 L3 ↓ ↑ L5 ↑ ↑ L3 ↓ ↓ ↓ ↓ ↓ ↓ ↓ ↓)

Book: O'Neill's 1185

Source: O'Neill's 1185

Transcription: Transcription: Trish O'Nei, chords: Mike Long

>>

# Six mile bridge

## The Queen County lasses

Reel

(Ireland)

D      D    A      D      A    G      D    G      D    A

L5    L7 L3    L5    R6    L10    L10    L10    L5    L7 L3    L5    R6    L10    L5    L5    R2    R6    R6    R6    R6    R7 R7    R6    L10    R6    R6    R6    R6    R7 R7    R6    L10    R6    R6    L10    L10    L5    L7 L3    L5    R6    L10    L5    L5    R6    L10    L5    L5    R2    L7    L5

D    G      D    A/G    D    G      D    A      D      A    G

R6 R6    R6 R6    R7 R7    R6    R6    R7 R7    R6    R6 R7    L10    R6 R6    L10 L10    L5    L7 L3    L5    R6    L10    L5    L5    R6    L10    L5    L5    R2    L7    L5

Book: Kerr's First p35

Joyce, P. W.; "Old Irish Folk Music and Songs" n94

Source: Kerr's First p35

Transcription: Transcription, chords:Mike Long

>>



# The Skibbereen lasses

Reel

(Ireland)

The musical score consists of three staves of music in the key of D major (two sharps) and 4/4 time. Each staff contains a melodic line with corresponding chords and fingerings indicated below the notes. The chords are: A, G, A, G, A, A, G, A, A (D), G, A, G, A, A (D), G, A, G (A). Fingerings are indicated by numbers 1-5 and letters L (left hand), R (right hand), and R2a (right hand second finger alternate). Arrows indicate the direction of finger movement (up or down).

>>

Book: O'Neill's 1469

Source: O'Neill's 1469

Transcription: Transcription:Bob Safranek, arrangement, chords:Mike Long

# The Skylark

Reel

James Morrison (Ireland)

The musical score for 'The Skylark' is presented in three systems, each with a treble clef and a key signature of one sharp (F#). The time signature is common time (C). The first system contains 12 measures with chords D, A, D, G, D, D, A. The second system contains 12 measures with chords D, G, D, A, D, D, A. The third system contains 12 measures with chords D, G, A, D, G, A, G, D, G, A, D. Fingerings are indicated by numbers 1-5 and letters R (right hand) and L (left hand) above or below notes. Upward and downward arrows indicate the direction of finger movement. A triplet of eighth notes is marked with a '3' in the third system.

>>

Book: Ceol Rince 1

Source: My arrangement from various sources

Discography: Noel Hill & Tony Linnane

Paul McGrattan: The Frost Is All Over

The Professor, Viva Voce (2 cassette set)

Tommy Basker, The Tin Sandwich

Transcription: Transcription, arrangement, chords: Mike Long

# Sleepy Maggie

Reel

(Ireland, Scotland)

Chords: Bm, A, D, F#m

Fingerings: R6, L10, R6, L10, R6, L10, L10, R2a, R6, L9, R6, L10, R6, R3a, R6, L10, R2a, R6, L9, L9, L9, L10, R6, L9, L10, R2a, L10, R2a, R2a, L10, R6, R7, R7, L10, R2a

Striking directions: ↑ ↓ L10 L9 L10, ↑ ↓ R6 ↑ L8 L10, ↑ ↓ L9 L9 L10, ↑ ↓ R7 ↑ L8 L10, ↑ ↓ L10 R6 L10, ↑ ↓ R1 ↑ L8 L10, ↑ ↓ L10 R6 L10, ↑ ↓ R7 ↑ L8 L10, ↓ ↓ L10 R3a, ↑ ↓ R1 ↓ L10 R3a, ↑ ↓ R7 R6 L8 L10, ↑ ↓ R7 R6 L10, ↑ ↓ R7 R6 L10, ↑ ↓ R7 R6 L10, ↑ ↓ R7 R6 L10, ↑ ↓ R7 R6 L10, ↑ ↓ R7 R6 L10, ↑ ↓ R7 R6 L10

>>

Book: O'Neill's 1424

Kerr's Fourth p19

Source: My arrangement from various sources

Transcription: Transcription, arrangement, chords: Mike Long



# The Sligo maid

Reel

(Ireland)

Am C G Em Am

C G Em Am G

Em G Am G Em G (Am)

>>

Book: Irish Traditional Music Session Tunes 2 n8

Ceol Rince 1 n124

Fiddler's Fakebook

Source: pubsco~4.abc, walshs~2.abc, Norbeck

My arrangement from various sources

Transcription: Transcription, arrangement, chords:Mike Long



# The Spike Island lasses

Reel

(Ireland)

The musical score consists of five staves of music in the key of D major (one sharp) and 4/4 time. The chords are indicated above the notes, and the fiddle fingering is indicated by numbers 1-5 and letters L (left hand), R (right hand), and L10 (left hand thumb) with arrows showing the direction of the stroke. The score includes a first and second ending. The first ending is marked with a '1' and the second with a '2'. There are also triplets marked with a '3'.

Staff 1: C D D C Am | 1 A D | 2 A D

Staff 2: D C D A D A A D C D A

Staff 3: D A D C D G C Am A D

Staff 4: C D G C Am A D D D C

Staff 5: D D A D D G D C G

>>

Book: Play 50 Reels

50 Fiddle Solos- Keane

Source: My arrangement from various sources

Transcription: Transcription, arrangement, chords: Mike Long

# The spinners delight

Reel

(Ireland)

The image shows a musical score for a reel in D major (two sharps). It consists of three staves of music. Above the first staff is a chord chart with letters A, E, A, D, E, A. Below each staff are detailed fingering instructions using letters L (left hand) and R (right hand) with subscripts and arrows indicating finger direction. The score includes various rhythmic patterns, including triplets, and ends with a double bar line and repeat dots. A double arrow symbol >> is located to the right of the third staff.

Book: Krassen O'Neill's p128

O'Neill's 1380

Source: O'Neill's 1380

Transcription: Transcription:Bob Safranek, slight arr., chords:Mike Long



# The sporting boys

Reel

(Ireland)

The musical score consists of three staves of music in G major (one sharp). The first staff contains measures 1-6 with chords G, D, G, C, G, D, G, C, G, D, G, C. The second staff contains measures 7-12 with chords G, D, G, C, G, Em, G, C, G, D. The third staff contains measures 13-18 with chords G, C, G, Em, G, C, G, D, G, C. Fingerings are indicated by numbers 1-5 and letters L (left) and R (right) above or below notes. Rhythmic patterns are indicated by up (↑) and down (↓) arrows below the notes.

>>

Book: O'Neill's 1350

Source: O'Neill's 1350

Transcription: Trish O'Neil, chords: Mike Long

# Sporting Molly

## Colonel McBain

### Seán Frank

Reel

(Ireland)

Em D Em D Em Em

D Em D Em G D

Em D Em G D Em G D Em

>>

Book: Ceol Rince 182

Roche 1, 156

O'Neill's 1403

Source: Roche 1, 156

Transcription: Transcription, minor arr., chords: Mike Long

# Sporting Paddy

## Irish Pat

Reel

(Ireland)

The musical score consists of three staves of music in the key of D major (one sharp) and 4/4 time. The first staff contains measures 1-6 with chords Am, G, Am, G, Am, G, Em, G, Am, G. The second staff contains measures 7-12 with chords Am, G, Am, G, C, D, C, G, C, D. The third staff contains measures 13-18 with chords C, G, C, D, C, G, C, D, G, C, C, G. Fingerings are indicated by numbers 1-5 and letters L (left hand), R (right hand), and L10 (left hand thumb). Arrows indicate the direction of finger movement: down (↓) and up (↑).

>>

Book: Ceol Rince 1 n133

Transcription: Transcription, chords: Mike Long

# Sporting Peggy

## Pretty Peg

### Bill Clancy's delight

Reel

(Scotland, Ireland)

D A D A D A G A

L5 R1 R2a L10 R6 L10 R2 L5 L3 L7 L5 R2 R6 L10 L10 R6 R6 L10 L10 R6 L10 R2 L5 L3 L7 L5 L7 L4 L7 L3a L4 L5

D (G) D D A D (G) D A D

L7 L4 L3 L5 L3 R1 L3 L5 L3 L7 L4 L3 L5 L7 L3a L4 L4 L5 L7 L4 L3 L5 L3 R1 L3 L5 L3 L6 L3a L4 L5 L7 L3 L3 L5

D G A D G A D

L7 L4 L3 L10 L3 R2a L3 R1 L3 L5 L7 L4 L7 L4 L7 L3a L4 L4 L5 R2 L10 R6 L10 L10 L10 R2a R1 L5 L5 L7 L4 L3

>>

Book: Kerr's Second p17

Kerr's Fourth p10

O'Neill's 1465

Source: Kerr's Fourth

Transcription: Transcription, minor arr., chords:Mike Long

# The Star of Munster

Reel

(Ireland)

The musical score consists of three staves of music in G major, 2/4 time. The first staff contains the first line of music with chords Am, G, Am, G, Am, Am, G, Am, G, Am, G. The second staff contains the second line of music with chords Am, G, Am, Am, G. The third staff contains the third line of music with chords (Em), G, Am, G, (Em). Fretting diagrams are provided below each staff, using letters L (left hand) and R (right hand) with numbers 1-10 to indicate fingerings and directions (up/down arrows).

>>

Book: Roche 1 n136

O'Neill's 1218

Pubscouts

Fiddler's Fakebook

Source: My arrangement from various sources

Transcription: Transcription, arrangement, chords: Mike Long



# Style of the Ballylanders

Reel

(Ireland)

The musical score is presented in three systems, each with a treble clef and a key signature of one sharp (F#). The time signature is common time (C). The first system consists of two measures with chords Em, D, A, Em, D, A, Em, and G. The second system consists of two measures with chords D, A, G, D, A, Em, D, D, A, and D. The third system consists of two measures with chords G, A, D, A, G, D, A, G, and A. Fingerings are indicated by numbers 1-5 above or below notes, and directions (up/down arrows) are provided for many notes. Chords are written above the notes. The score ends with a double bar line and repeat dots.

>>

Book: Music from Ireland Vol. 3

Roche 1 n178 -The stile of the Ballylanders (sic)

Source: Music from Ireland Vol. 3

Transcription: Transcription, chords:Mike Long

# The swallow's tail

## The pride of the ball

Reel

(Ireland)

Am G Am

R6 R6 L10 L8 L9 L5 L5 L9 L5 L9 L10 R6 R6 L10 R1 L5 R1 L5 R2 L5 R1 L5 L9 L10 R6 R6 R6 R6 L10 L8 L9 L5 L5 L9 L5

G Em Am Am

L9 L10 R6 R6 R6 R6 R7 R6 R6 L10 R1 L5 R1 L9 L5 R1 L5 L5 L9 L10 L10 R7 R7 R6 R7 R7 R6 L10 L10 R6 L10 R1

G Am G Em Am

L5 R1 R2 R1 L9 L10 R6 R6 L10 R7 R6 R7 R6 L10 L10 R6 R6 R7 R6 L10 R1 R1 L9 L5 L5 L5

Arr. P.W. Joyce

D C D

L9 R1 L5 L7 L3 L5 L7 L3 L4 L5 L5 R1 L9 R1 L9 L5 L5 L4 L3 L5 L4 L3 L4 L5 L5 R1 L9 R1 L9 L5 L7 L3 L5 L7 L3 L4 L5 L5 R1 L9 R1 L9

C G D D C

L10 L9 L5 R1 L5 L5 L7 L5 R1 L5 L7 L3 L7 L5 L5 R2 L10 L10 L5 L5 L7 L3 L5 R1 L9 R1 L5 L5 L4 L3 L5 L4 L3

D C G D

L4 L5 L5 R1 L9 R1 L9 L5 R2 L10 L10 L9 L5 L5 L7 L5 L5 R1 L9 R1 L9 L10 L10 R1 L9 L5 R1 L5 L5 L7 L5 R1 L5 L7 L3



Book: O'Neill's 1268

Kerr's Second p25

2 Joyce, P. W.; "Old Irish Folk Music and Songs"

Source: 1 My arrangement from various sources

2 joyce.abc

Transcription: 1 Transcription, arrangement, chords:Mike Long

2 Transcription:??, chords:Mike Long

>>



# Sweeney's dream

Reel

The image shows a musical score for a reel titled "Sweeney's dream". It consists of two staves of music in the key of D major (one sharp) and 4/4 time. The first staff contains the first eight measures, with chords D, G, A, D, D, A, D, and G, A. The second staff contains the next eight measures, with chords D, G, A, D, G, A, D, and G, F#m. Below each staff are detailed fingerings for the left and right hands, using letters L, R, 1-5 for fingers and numbers 1-10 for frets. Some notes have accents or a triplet marking.

Source: Chieftains 9, Trk. 8

Discography: Chieftains 9, Trk. 8

Transcription: Transcription, chords:Mike Long

>>



# Sweet Biddy of Ballyvourney

Reel

(Ireland)

The musical score is written on a treble clef staff with a key signature of one sharp (F#) and a common time signature. It consists of three staves of music. Above the notes, chords are indicated: G, C, D, G, D, G, C, D, G, D, G, G, D, G, C, D, G, G, D. Below the notes, detailed fingering instructions are provided, using letters L (left hand) and R (right hand) with numbers 1-10 and arrows indicating finger direction (up/down).

>>

Book: O'Neill's 1301

Source: O'Neill's 1301

Transcription: Transcription:Trish O'Neil, arrangement, chords:Mike Long

# Swinging on a gate

Reel

(Ireland)

Chords: G C G D G

Fingering: R6, R6 L10, R1 L5, L5 R1, L9 L5 R1 L5 L5 L5 L4 L5, L3 L5 R1 L10, R6 R6, R6 R6 R7 R6 R6 L10, R6, R6 L10, R1 L5, L5 R1

Chords: C D G G

Fingering: L9 L5 R1 L5 L5 L5 L4 L5, L9 L5 R1 L5 L5 L5 L4 L5, L3 L5 L5 L7 L5, R2, R6 R6 R6 R7 R7 R6 R6, R6 R6 L10, R1 L5 L5

Chords: Am Am D G C D G

Fingering: L4 L5 R1 R1 L5, L4 L5 R1 L9 L10 R6, R6 R6 R7 R6, R6 L10 R1 R1, L9 L5 L5 L5 L5, L3 L5 L7 L5

>>

Book: NE Fiddlers

Fiddler's Fakebook

Source: My arrangement from various sources

Transcription: Transcription, arrangement, chords: Mike Long

# The tailor's thimble

Reel

(Ireland)

Chords: A A G A A G G

Fingerings (R=L1, L=L2, R2=R3, L2=L4, R3=R4, L3=L5, R4=R6, L4=L7, R5=R8, L5=L9, R6=R10, L6=L11, R7=R12, L7=L13, R8=R14, L8=L15, R9=R16, L9=L17, R10=R18, L10=L19, R11=R20, L11=L21, R12=R22, L12=L23, R13=R24, L13=L25, R14=R26, L14=L27, R15=R28, L15=L29, R16=R30, L16=L31, R17=R32, L17=L33, R18=R34, L18=L35, R19=R36, L19=L37, R20=R38, L20=L39, R21=R40, L21=L41, R22=R42, L22=L43, R23=R44, L23=L45, R24=R46, L24=L47, R25=R48, L25=L49, R26=R50, L26=L51, R27=R52, L27=L53, R28=R54, L28=L55, R29=R56, L29=L57, R30=R58, L30=L59, R31=R60, L31=L61, R32=R62, L32=L63, R33=R64, L33=L65, R34=R66, L34=L67, R35=R68, L35=L69, R36=R70, L36=L71, R37=R72, L37=L73, R38=R74, L38=L75, R39=R76, L39=L77, R40=R78, L40=L79, R41=R80, L41=L81, R42=R82, L42=L83, R43=R84, L43=L85, R44=R86, L44=L87, R45=R88, L45=L89, R46=R90, L46=L91, R47=R92, L47=L93, R48=R94, L48=L95, R49=R96, L49=L97, R50=R98, L50=L99, R51=R100, L51=L101, R52=R102, L52=L103, R53=R104, L53=L105, R54=R106, L54=L107, R55=R108, L55=L109, R56=R110, L56=L111, R57=R112, L57=L113, R58=R114, L58=L115, R59=R116, L59=L117, R60=R118, L60=L119, R61=R120, L61=L121, R62=R122, L62=L123, R63=R124, L63=L125, R64=R126, L64=L127, R65=R128, L65=L129, R66=R130, L66=L131, R67=R132, L67=L133, R68=R134, L68=L135, R69=R136, L69=L137, R70=R138, L70=L139, R71=R140, L71=L141, R72=R142, L72=L143, R73=R144, L73=L145, R74=R146, L74=L147, R75=R148, L75=L149, R76=R150, L76=L151, R77=R152, L77=L153, R78=R154, L78=L155, R79=R156, L79=L157, R80=R158, L80=L159, R81=R160, L81=L161, R82=R162, L82=L163, R83=R164, L83=L165, R84=R166, L84=L167, R85=R168, L85=L169, R86=R170, L86=L171, R87=R172, L87=L173, R88=R174, L88=L175, R89=R176, L89=L177, R90=R178, L90=L179, R91=R180, L91=L181, R92=R182, L92=L183, R93=R184, L93=L185, R94=R186, L94=L187, R95=R188, L95=L189, R96=R190, L96=L191, R97=R192, L97=L193, R98=R194, L98=L195, R99=R196, L99=L197, R100=R198, L100=L199, R101=R200, L101=L201, R102=R202, L102=L203, R103=R204, L103=L205, R104=R206, L104=L207, R105=R208, L105=L209, R106=R210, L106=L211, R107=R212, L107=L213, R108=R214, L108=L215, R109=R216, L109=L217, R110=R218, L110=L219, R111=R220, L111=L221, R112=R222, L112=L223, R113=R224, L113=L225, R114=R226, L114=L227, R115=R228, L115=L229, R116=R230, L116=L231, R117=R232, L117=L233, R118=R234, L118=L235, R119=R236, L119=L237, R120=R238, L120=L239, R121=R240, L121=L241, R122=R242, L122=L243, R123=R244, L123=L245, R124=R246, L124=L247, R125=R248, L125=L249, R126=R250, L126=L251, R127=R252, L127=L253, R128=R254, L128=L255, R129=R256, L129=L257, R130=R258, L130=L259, R131=R260, L131=L261, R132=R262, L132=L263, R133=R264, L133=L265, R134=R266, L134=L267, R135=R268, L135=L269, R136=R270, L136=L271, R137=R272, L137=L273, R138=R274, L138=L275, R139=R276, L139=L277, R140=R278, L140=L279, R141=R280, L141=L281, R142=R282, L142=L283, R143=R284, L143=L285, R144=R286, L144=L287, R145=R288, L145=L289, R146=R290, L146=L291, R147=R292, L147=L293, R148=R294, L148=L295, R149=R296, L149=L297, R150=R298, L150=L299, R151=R300, L151=L301, R152=R302, L152=L303, R153=R304, L153=L305, R154=R306, L154=L307, R155=R308, L155=L309, R156=R310, L156=L311, R157=R312, L157=L313, R158=R314, L158=L315, R159=R316, L159=L317, R160=R318, L160=L319, R161=R320, L161=L321, R162=R322, L162=L323, R163=R324, L163=L325, R164=R326, L164=L327, R165=R328, L165=L329, R166=R330, L166=L331, R167=R332, L167=L333, R168=R334, L168=L335, R169=R336, L169=L337, R170=R338, L170=L339, R171=R340, L171=L341, R172=R342, L172=L343, R173=R344, L173=L345, R174=R346, L174=L347, R175=R348, L175=L349, R176=R350, L176=L351, R177=R352, L177=L353, R178=R354, L178=L355, R179=R356, L179=L357, R180=R358, L180=L359, R181=R360, L181=L361, R182=R362, L182=L363, R183=R364, L183=L365, R184=R366, L184=L367, R185=R368, L185=L369, R186=R370, L186=L371, R187=R372, L187=L373, R188=R374, L188=L375, R189=R376, L189=L377, R190=R378, L190=L379, R191=R380, L191=L381, R192=R382, L192=L383, R193=R384, L193=L385, R194=R386, L194=L387, R195=R388, L195=L389, R196=R390, L196=L391, R197=R392, L197=L393, R198=R394, L198=L395, R199=R396, L199=L397, R200=R398, L200=L399, R201=R400, L201=L401, R202=R402, L202=L403, R203=R404, L203=L405, R204=R406, L204=L407, R205=R408, L205=L409, R206=R410, L206=L411, R207=R412, L207=L413, R208=R414, L208=L415, R209=R416, L209=L417, R210=R418, L210=L419, R211=R420, L211=L421, R212=R422, L212=L423, R213=R424, L213=L425, R214=R426, L214=L427, R215=R428, L215=L429, R216=R430, L216=L431, R217=R432, L217=L433, R218=R434, L218=L435, R219=R436, L219=L437, R220=R438, L220=L439, R221=R440, L221=L441, R222=R442, L222=L443, R223=R444, L223=L445, R224=R446, L224=L447, R225=R448, L225=L449, R226=R450, L226=L451, R227=R452, L227=L453, R228=R454, L228=L455, R229=R456, L229=L457, R230=R458, L230=L459, R231=R460, L231=L461, R232=R462, L232=L463, R233=R464, L233=L465, R234=R466, L234=L467, R235=R468, L235=L469, R236=R470, L236=L471, R237=R472, L237=L473, R238=R474, L238=L475, R239=R476, L239=L477, R240=R478, L240=L479, R241=R480, L241=L481, R242=R482, L242=L483, R243=R484, L243=L485, R244=R486, L244=L487, R245=R488, L245=L489, R246=R490, L246=L491, R247=R492, L247=L493, R248=R494, L248=L495, R249=R496, L249=L497, R250=R498, L250=L499, R251=R500, L251=L501, R252=R502, L252=L503, R253=R504, L253=L505, R254=R506, L254=L507, R255=R508, L255=L509, R256=R510, L256=L511, R257=R512, L257=L513, R258=R514, L258=L515, R259=R516, L259=L517, R260=R518, L260=L519, R261=R520, L261=L521, R262=R522, L262=L523, R263=R524, L263=L525, R264=R526, L264=L527, R265=R528, L265=L529, R266=R530, L266=L531, R267=R532, L267=L533, R268=R534, L268=L535, R269=R536, L269=L537, R270=R538, L270=L539, R271=R540, L271=L541, R272=R542, L272=L543, R273=R544, L273=L545, R274=R546, L274=L547, R275=R548, L275=L549, R276=R550, L276=L551, R277=R552, L277=L553, R278=R554, L278=L555, R279=R556, L279=L557, R280=R558, L280=L559, R281=R560, L281=L561, R282=R562, L282=L563, R283=R564, L283=L565, R284=R566, L284=L567, R285=R568, L285=L569, R286=R570, L286=L571, R287=R572, L287=L573, R288=R574, L288=L575, R289=R576, L289=L577, R290=R578, L290=L579, R291=R580, L291=L581, R292=R582, L292=L583, R293=R584, L293=L585, R294=R586, L294=L587, R295=R588, L295=L589, R296=R590, L296=L591, R297=R592, L297=L593, R298=R594, L298=L595, R299=R596, L299=L597, R300=R598, L300=L599, R301=R600, L301=L601, R302=R602, L302=L603, R303=R604, L303=L605, R304=R606, L304=L607, R305=R608, L305=L609, R306=R610, L306=L611, R307=R612, L307=L613, R308=R614, L308=L615, R309=R616, L309=L617, R310=R618, L310=L619, R311=R620, L311=L621, R312=R622, L312=L623, R313=R624, L313=L625, R314=R626, L314=L627, R315=R628, L315=L629, R316=R630, L316=L631, R317=R632, L317=L633, R318=R634, L318=L635, R319=R636, L319=L637, R320=R638, L320=L639, R321=R640, L321=L641, R322=R642, L322=L643, R323=R644, L323=L645, R324=R646, L324=L647, R325=R648, L325=L649, R326=R650, L326=L651, R327=R652, L327=L653, R328=R654, L328=L655, R329=R656, L329=L657, R330=R658, L330=L659, R331=R660, L331=L661, R332=R662, L332=L663, R333=R664, L333=L665, R334=R666, L334=L667, R335=R668, L335=L669, R336=R670, L336=L671, R337=R672, L337=L673, R338=R674, L338=L675, R339=R676, L339=L677, R340=R678, L340=L679, R341=R680, L341=L681, R342=R682, L342=L683, R343=R684, L343=L685, R344=R686, L344=L687, R345=R688, L345=L689, R346=R690, L346=L691, R347=R692, L347=L693, R348=R694, L348=L695, R349=R696, L349=L697, R350=R698, L350=L699, R351=R700, L351=L701, R352=R702, L352=L703, R353=R704, L353=L705, R354=R706, L354=L707, R355=R708, L355=L709, R356=R710, L356=L711, R357=R712, L357=L713, R358=R714, L358=L715, R359=R716, L359=L717, R360=R718, L360=L719, R361=R720, L361=L721, R362=R722, L362=L723, R363=R724, L363=L725, R364=R726, L364=L727, R365=R728, L365=L729, R366=R730, L366=L731, R367=R732, L367=L733, R368=R734, L368=L735, R369=R736, L369=L737, R370=R738, L370=L739, R371=R740, L371=L741, R372=R742, L372=L743, R373=R744, L373=L745, R374=R746, L374=L747, R375=R748, L375=L749, R376=R750, L376=L751, R377=R752, L377=L753, R378=R754, L378=L755, R379=R756, L379=L757, R380=R758, L380=L759, R381=R760, L381=L761, R382=R762, L382=L763, R383=R764, L383=L765, R384=R766, L384=L767, R385=R768, L385=L769, R386=R770, L386=L771, R387=R772, L387=L773, R388=R774, L388=L775, R389=R776, L389=L777, R390=R778, L390=L779, R391=R780, L391=L781, R392=R782, L392=L783, R393=R784, L393=L785, R394=R786, L394=L787, R395=R788, L395=L789, R396=R790, L396=L791, R397=R792, L397=L793, R398=R794, L398=L795, R399=R796, L399=L797, R400=R798, L400=L799, R401=R800, L401=L801, R402=R802, L402=L803, R403=R804, L403=L805, R404=R806, L404=L807, R405=R808, L405=L809, R406=R810, L406=L811, R407=R812, L407=L813, R408=R814, L408=L815, R409=R816, L409=L817, R410=R818, L410=L819, R411=R820, L411=L821, R412=R822, L412=L823, R413=R824, L413=L825, R414=R826, L414=L827, R415=R828, L415=L829, R416=R830, L416=L831, R417=R832, L417=L833, R418=R834, L418=L835, R419=R836, L419=L837, R420=R838, L420=L839, R421=R840, L421=L841, R422=R842, L422=L843, R423=R844, L423=L845, R424=R846, L424=L847, R425=R848, L425=L849, R426=R850, L426=L851, R427=R852, L427=L853, R428=R854, L428=L855, R429=R856, L429=L857, R430=R858, L430=L859, R431=R860, L431=L861, R432=R862, L432=L863, R433=R864, L433=L865, R434=R866, L434=L867, R435=R868, L435=L869, R436=R870, L436=L871, R437=R872, L437=L873, R438=R874, L438=L875, R439=R876, L439=L877, R440=R878, L440=L879, R441=R880, L441=L881, R442=R882, L442=L883, R443=R884, L443=L885, R444=R886, L444=L887, R445=R888, L445=L889, R446=R890, L446=L891, R447=R892, L447=L893, R448=R894, L448=L895, R449=R896, L449=L897, R450=R898, L450=L899, R451=R900, L451=L901, R452=R902, L452=L903, R453=R904, L453=L905, R454=R906, L454=L907, R455=R908, L455=L909, R456=R910, L456=L911, R457=R912, L457=L913, R458=R914, L458=L915, R459=R916, L459=L917, R460=R918, L460=L919, R461=R920, L461=L921, R462=R922, L462=L923, R463=R924, L463=L925, R464=R926, L464=L927, R465=R928, L465=L929, R466=R930, L466=L931, R467=R932, L467=L933, R468=R934, L468=L935, R469=R936, L469=L937, R470=R938, L470=L939, R471=R940, L471=L941, R472=R942, L472=L943, R473=R944, L473=L945, R474=R946, L474=L947, R475=R948, L475=L949, R476=R950, L476=L951, R477=R952, L477=L953, R478=R954, L478=L955, R479=R956, L479=L957, R480=R958, L480=L959, R481=R960, L481=L961, R482=R962, L482=L963, R483=R964, L483=L965, R484=R966, L484=L967, R485=R968, L485=L969, R486=R970, L486=L971, R487=R972, L487=L973, R488=R974, L488=L975, R489=R976, L489=L977, R490=R978, L490=L979, R491=R980, L491=L981, R492=R982, L492=L983, R493=R984, L493=L985, R494=R986, L494=L987, R495=R988, L495=L989, R496=R990, L496=L991, R497=R992, L497=L993, R498=R994, L498=L995, R499=R996, L499=L997, R500=R998, L500=L999, R501=R1000, L501=L1001, R502=R1002, L502=L1003, R503=R1004, L503=L1005, R504=R1006, L504=L1007, R505=R1008, L505=L1009, R506=R1010, L506=L1011, R507=R1012, L507=L1013, R508=R1014, L508=L1015, R509=R1016, L509=L1017, R510=R1018, L510=L1019, R511=R1020, L511=L1021, R512=R1022, L512=L1023, R513=R1024, L513=L1025, R514=R1026, L514=L1027, R515=R1028, L515=L1029, R516=R1030, L516=L1031, R517=R1032, L517=L1033, R518=R1034, L518=L1035, R519=R1036, L519=L1037, R520=R1038, L520=L1039, R521=R1040, L521=L1041, R522=R1042, L522=L1043, R523=R1044, L523=L1045, R524=R1046, L524=L1047, R525=R1048, L525=L1049, R526=R1050, L526=L1051, R527=R1052, L527=L1053, R528=R1054, L528=L1055, R529=R1056, L529=L1057, R530=R1058, L530=L1059, R531=R1060, L531=L1061, R532=R1062, L532=L1063, R533=R1064, L533=L1065, R534=R1066, L534=L1067, R535=R1068, L535=L1069, R536=R1070, L536=L1071, R537=R1072, L537=L1073, R538=R1074, L538=L1075, R539=R1076, L539=L1077, R540=R1078, L540=L1079, R541=R1080, L541=L1081, R542=R1082, L542=L1083, R543=R1084, L543=L1085, R544=R1086, L544=L1087, R545=R1088, L545=L1089, R546=R1090, L546=L1091, R547=R1092, L547=L1093, R548=R1094, L548=L1095, R549=R1096, L549=L1097, R550=R1098, L550=L1099, R551=R1100, L551=L1101, R552=R1102, L552=L1103, R553=R1104, L553=L1105, R554=R1106, L554=L1107, R555=R1108, L555=L1109, R556=R1110, L556=L1111, R557=R1112, L557=L1113, R558=R1114, L558=L1115, R559=R1116, L559=L1117, R560=R1118, L560=L1119, R561=R1120, L561=L1121, R562=R1122, L562=L1123, R563=R1124, L563=L1125, R564=R1126, L564=L1127, R565=R1128, L565=L1129, R566=R1130, L566=L1131, R567=R1132, L567=L1133, R568=R1134, L568=L1135, R569=R1136, L569=L1137, R570=R1138, L570=L1139, R571=R1140, L571=L1141, R572=R1142, L572=L1143, R573=R1144, L573=L1145, R574=R1146, L574=L1147, R575=R1148, L575=L1149, R576=R1150, L576=L1151, R577=R1152, L577=L1153, R578=R1154, L578=L1155, R579=R1156, L579=L1157, R580=R1158, L580=L1159, R581=R1160, L581=L1161, R582=R1162, L582=L1163, R583=R1164, L583=L1165, R584=R1166, L584=L1167, R585=R1168, L585=L1169, R586=R1170, L586=L1171, R587=R1172, L587=L1173, R588=R1174, L588=L1175, R589=R1176, L589=L1177, R590=R1178, L590=L1179, R591=R1180, L591=L1181, R592=R1182, L592=L1183, R593=R1184, L593=L1185, R594=R1186, L594=L1187, R595=R1188, L595=L1189, R596=R1190, L596=L1191, R597=R1192, L597=L1193, R598=R1194, L598=L1195, R599=R1196, L599=L1197, R600=R1198, L600=L1199, R601=R1200, L601=L1201, R602=R1202, L602=L1203, R603=R1204, L603=L1205, R604=R1206, L604=L1207, R605=R1208, L605=L1209, R606=R1210, L606=L1211, R607=R1212, L607=L1213, R608=R1214, L608=L1215, R609=R1216, L609=L1217, R610=R1218, L610=L1219, R611=R1220, L611=L1221, R612=R1222, L612=L1223, R613=R1224, L613=L1225, R614=R1226, L614=L1227, R615=R1228, L615=L1229, R616=R1230, L616=L1231, R617=R1232, L617=L1233, R618=R1234, L618=L1235, R619=R1236, L619=L1237, R620=R1238, L620=L1239, R621=R1240, L621=L1241, R622=R1242, L622=L1243, R623=R1244, L623=L1245, R624=R1246, L624=L1247, R625=R1248, L625=L1249, R626=R1250, L626=L1251, R627=R1252, L627=L1253, R628=R1254, L628=L1255, R629=R1256, L629=L1257, R630=R1258, L630=L1259, R631=R1260, L631=L1261, R632=R1262, L632=L1263, R633=R1264, L633=L1265, R634=R1266, L634=L1267, R635=R1268, L635=L1269, R636=R1270, L636=L1271, R637=R1272, L637=L1273, R638=R1274, L638=L1275, R639=R1276, L639=L1277, R640=R1278, L640=L1279, R641=R1280, L641=L1281, R642=R1282, L642=L1283, R643=R1284, L643=L1285, R644=R1286, L644=L1287, R645=R1288, L645=L1289, R646=R1290, L646=L1291, R647=R1292, L647=L1293, R648=R1294, L648=L1295, R649=R1296, L649=L1297, R650=R1298, L650=L1299, R651=R1300, L651=L1301, R652=R1302, L652=L1303, R653=R1304, L653=L1305, R654=R1306, L654=L1307, R655=R1308, L655=L1309, R656=R1310, L656=L1311, R657=R1312, L657=L1313, R658=R1314, L658=L1315, R659=R1316, L659=L1317, R660=R1318, L660=L1319, R661=R1320, L661=L1321, R662=R1322, L662=L1323, R663=R1324, L663=L1325, R664=R1326, L664=L1327, R665=R1328, L665=L1329, R666=R1330, L666=L1331, R667=R1332, L667=L1333, R668=R1334, L668=L1335, R669=R1336, L669=L1337, R670=R1338, L670=L1339, R671=R1340, L671=L1341, R672=R1342, L672=L1343, R673=R1344, L673=L1345, R67

# Tam Lin

## The howling wind

Reel

Dm      Bb      C      Bb      C      Dm      Bb

C      1 Dm      2 Dm      Dm      C

Am      Dm      (F)      Bb      1 C      2 C (Dm)

Arr. 2- And chords for Am version

Am      3      F      G      F      G      Am      3      F

G      1 Am      2 Am      Am      G

Em      Am      (C)      F      1 G      2 G (Am)

Source: 1 Session in Sligo 1991  
 2 Paddy O'Brien Tune Collection  
 2 ricke~11.abc  
 Transcription: 1 Transcription:?, Chords:Mike Long  
 2 Transcription:?, Chords:Mike Long



# Tarbolton Lodge

Reel

(Ireland)

Em D Em

D Bm G D Bm Em Em

D G D Em G D Bm Em

L7 L4 L10 R2a R1 L5 L5 R1 L5 L7 L5 L4 L4 L7 L3 L10 R2a L8 L7 L5 R1 L5 L5 L7 L3 L3 L7 L4 L10 R2a R6 R6 R7

R6 L10 R6 L10 R1 L5 L5 L5 L7 L5 L7 R1 L5 L7 L5 L4 R6 R6 R6 R6 L10 L10 R6 R7 R6 L10

L10 R6 R7 R6 L8 L5 L7 L3 L5 R1 L7 L5 L4 L10 R6 L10 L10 R1 R2a R1 L5 L5 L5 R1 L5 L7 L5 L4

L10 R6 L10 L10 R1 L5 L3 L7 L5 R1 L5 L7 L5 L4 L10 R6 R6 L10 R6 R6 L10 L10 R1 R2a R1 L5 L5 L5 R1 L5 L7 L5 L4

>>

Book: Kerr's First p12

Source: Kerr's First p12

Transcription: Transcription, chords:Mike Long



# The temperance reel

## The teetotaler's reel

Reel

(Ireland)

The musical score is presented in three systems, each with a treble clef and a key signature of one sharp (F#). The time signature is common time (C). The first system contains the first four measures of the piece, with chords G, Em, D, and G. The second system contains measures 5 through 8, with chords Em, D, G, and Em. The third system contains measures 9 through 12, with chords D, Em, D, and G. Each measure includes a fretting diagram consisting of letters (L for left hand, R for right hand) and arrows indicating the direction of the stroke (up or down).

>>

Book: New England Fiddler's Repertoire

Source: New England Fiddler's Repertoire

Transcription: Transcription, rearrangement, chords: Mike Long

# The tent at the fair

## Poldwilly bridge

Reel

(Ireland)

D            D A            D A G            D D A

L5            R2 L5 L3 L8            L10 L7 L4 L10 L5            R2 L5 L3 L8            L10 L5 R2a L10 L8            L10 L10 L10 L10            R7 L10 L10 R2a L10

↑            ↑ ↑ L7 L10 L7            ↓ L8            ↓ ↑ R2a            ↑ ↑ L7 L10 L7            ↑ R2a R1            ↓ L10            ↓ R6 R7 R6            ↑ ↓ R6            ↓ L10 R6

↑ ↑ ↑ ↑ ↑            ↑ ↑            ↓ ↑            ↑ ↑ ↑ ↑ ↑            ↓ ↑ ↓            ↓ ↓            ↑ ↓ ↓ ↓ ↓            ↑ ↓ ↓ ↓ ↓            ↑ ↓            ↓ ↑ ↓ ↓ ↓            ↑ ↓            ↓ ↑ ↓ ↓ ↓

D            G A            D            D G            D A G A

L10 L10 L10 R7            R6 R6 L10 R2a L10            L10 L10 R7 R6            R7 L10 L10 R7 L10 R7            R7 R6 L10 R6 L10            R6 R6 L10 R2a R1

↓ R6 R7 R6            ↓ ↑ L10            ↓ L10 R6            ↓ R6 L10 L10 L10            ↑ ↓ R6            ↓ ↓ R6            ↑ ↑ R6            ↑ L10 R6            ↓ ↑ L10            ↓ L5 R2a

↑ ↓ ↓ ↓ ↑            ↓ ↑            ↓ ↑ ↑            ↑ ↓ ↓ ↓ ↓            ↑ ↓            ↓ ↓            ↑ ↑            ↑ ↑ ↑            ↓ ↑            ↓ ↑ ↓ ↓ ↓

Book: Kerr's First p.24

O'Neill's p1517

Source: My arrangement from various sources

Transcription: Transcription, arrangement, chords:Mike Long

>>



# Tim Moloney's

Reel

Chords: G, Bm, C, C, D, G, Bm, C, C, D, G, Bm, C, D, G, Bm, C, C, D

Fretting diagrams (fingerings):

Staff 1: G (L3 L5 ↑, L5 ↓, R1 ↑, L10 ↓), Bm (L10 ↓, L10 ↑, R1 ↓, L10 ↑, R1 ↓), C (L5 ↓, R1 ↑, R2 ↓, R1 ↑), C (L9 ↑, R1 ↑, L5 ↓, L5 ↓), D (L3 ↓, L5 ↓, R1 ↑, L10 ↓), Bm (L10 ↓, L10 ↑, R1 ↓, R6 ↓)

Staff 2: C (L10 ↓, L10 ↑, R1 ↓, L10 ↑, R6 ↓), C (L10 ↓, R6 ↑, L10 ↓, L10 ↑), D (R6 ↓, L10 ↑, R1 ↓, L5 ↓, L4 ↓, L5 ↓), G (R2 ↓, R6 ↓, R6 ↓, R7 ↓, R6 ↓, R6 ↓), Bm (L10 ↓, R1 ↑, R1 ↑, L5 ↓, R1 ↓, L10 ↓), C (R6 ↓, R7 ↓, R6 ↓, R7 ↓, R6 ↓, L10 ↑)

Staff 3: D (L10 ↓, R1 ↑, L5 ↓, L5 ↓, L4 ↓, L5 ↓), G (R2 ↓, R6 ↓, R6 ↓, R7 ↓, R6 ↓, R6 ↓), Bm (L10 ↓, R1 ↑, R1 ↑, L5 ↓, R1 ↓, R3 ↓, R6 ↓), C (L10 ↓, R6 ↑, L10 ↓, L10 ↑, R1 ↓, L10 ↓), C (R6 ↓, L10 ↑, R1 ↓, L10 ↑), D (R6 ↓, L10 ↑, R1 ↓, L5 ↓, L4 ↓, L5 ↓)

>>

Book: Ceol Rince 1 n88

Source: Norbeck

My arrangement from various sources

Transcription: Transcription, arrangement, chords: Mike Long

# Timour the Tarter

## Peter Street

Reel

(Scotland, Ireland)

A A D A E A

A D A (D) E A E

A A D A D A D E

>>

Book: O'Neill's 1325

Krassen O'Neill's

NE Fiddlers

Kerr's First p18

Skye collection p6

Source: My arrangement from various sources, essentially the Scottish version

But all essentially the same- O'Neill's has an interesting variation

in the A part...

Transcription: Transcription, minor arr., chords:Mike Long

# Tom Ward's downfall

Reel

(Ireland)

APB Johnny Wilmot, more or less

Chords: G C G D

Chords: G C G 1 D G 2 D G

Chords: G D D G

Chords: G D D G D.C.

Fingerings: L10 L9, R1 L5 L5 L7 L5 L4 L3 L5, L4 L3 L2 L4 L5 L4 L5 L4, L3 L4 L5 L5 R1 L5 R1 L10, L10 L10 L10 R1 L10 R6 L10, R1 L5 L5 R1, R6 L10 L9 R1 L5 L5 R1, L10 R6 R6 R6 R6 R6 R6 L10 L10, L10 R7 R7 R6 R7 R7 R7 R6 R7, R7 R7 R6 R7 R6 R6 R6 R7 R7 R6, R6 L10 L10 R1 R1 L5 L5 L5, L10 R7 R7 R6 R7 R6 R6 R7 R7 R6, R6 L10 L10 R1 R1 L5 L5 L5

>>

Book: Music from Ireland Vol. 3

Source: Johnny Wilmot: Another side of Cape Breton

Discography: Johnny Wilmot: Another side of Cape Breton

Transcription: Transcription, chords:Mike Long



# Tommy Peoples' 1

Reel

(Ireland)

**Staff 1:**  
 Measure 1: G (L5 ↓, R1 ↑, L5 ↓, L9 ↑, L5 ↓, R1 ↑, L5 ↓)  
 Measure 2: D (L5 ↑, L3 ↑, L7 ↑, L5 ↓, L5 ↓, L7 ↑)  
 Measure 3: G (L5 ↓, R1 ↑, L5 ↓, L9 ↑, L5 ↓, R1 ↑, L5 ↓)  
 Measure 4: C (L5 ↑, R2 ↑, L10 ↓, L5 ↓, L5 ↓, L7 ↑, L5 ↓)  
 Ending 1: D (L5 ↑, R2 ↑, L10 ↓, L5 ↓, L5 ↓)  
 Ending 2: G (L5 ↑, R2 ↑, L10 ↓, L5 ↓, L5 ↓)

**Staff 2:**  
 Measure 5: G (R6 ↓, L10 ↓, L10 ↑, L10 ↓, R6 ↑, R6 ↓, R6 ↓)  
 Measure 6: G (R6 ↓, R7 ↓, R6 ↓, R6 ↓, R6 ↑, R7 ↑, R6 ↓)  
 Measure 7: D (R6 ↓, L10 ↓, L10 ↑, L10 ↓, R6 ↑, R6 ↓, R6 ↓)  
 Measure 8: G (L9 ↑, R1 ↑, L5 ↓, R2 ↑, R1 ↑, L5 ↓, L5 ↓)  
 Ending 1: C (L9 ↑, R1 ↑, L5 ↓, R1 ↑, L5 ↓, L5 ↓)  
 Ending 2: D (L9 ↑, R1 ↑, L5 ↓, R1 ↑, L5 ↓, L7 ↑, L5 ↓)

Source: My arrangement from various sources

Transcription: Transcription, arrangement, chords: Mike Long

>>



# Torry Burn lasses

## Comely Jane Downing

Reel

(Scotland, Ireland)

Chords: G C G C D G D C G

Fingerings (Staff 1):  
 L5 R1 R1 L10 ↓ ↑ L5 L10 R1 ↓ ↑ ↓ ↓ ↓ ↑  
 L9 L10 L10 R6 ↑ ↑ L9 R6 ↑ ↑ ↑ ↓  
 L5 R1 R1 L10 ↓ ↑ L5 L10 R6 ↓ ↑ ↓ ↓ ↓ ↓  
 L10 L9 L5 L5 ↑ L10 R1 ↑ ↓ ↓ ↑ ↑  
 R6 R7 R7 R6 L10 ↓ ↓ R6 ↑ ↑ L10 ↓ ↑  
 L10 L10 R6 L10 L10 ↑ L10 R6 ↓ ↓ R1 ↓ ↑

Chords: G D C G G C G C G D (G)

Fingerings (Staff 2):  
 R6 R7 R7 R6 L10 ↓ ↓ R6 ↑ ↑ L10 ↓ ↑ ↓ ↓ ↓ ↑  
 L10 L10 R6 R6 ↑ L10 R6 ↓ ↓ R7 ↓ ↑ ↑  
 R7 R7 R6 R6 L10 ↓ ↑ R6 R6 L10 ↓ ↑ ↓ ↓ ↓ ↓  
 L10 L10 R6 L10 L10 ↑ L10 R6 ↓ ↓ R1 ↓ ↑ ↑  
 L9 R1 L10 R6 L10 ↑ ↑ L9 L10 R6 ↑ ↑ ↑ ↓ ↓ ↑  
 L10 L5 L5 L5 ↓ R1 R1 ↑ ↓ ↓ ↑ ↑

Book: O'Neill's 1461 (=Kerr's)

Kerr's First p23

Source: Kerr's First p23

Transcription: Transcription, chords:Mike Long

>>

# Toss the feathers

Reel

APB The Chieftains, more or less

(Ireland)

Chords: Em, Em, D, Em (G), 1 D (A), 2 D (A), Em, D, Em, D, Em, D, G, D, A (G)

Fingerings: L4 R1 L10 R1, L4 R1 R1 L7 L4 L5, R1 L4 R1 L5 R2a, L10 L10 L10 R1 L7, L10 L10 L10 R1 R2a, R1 L10 L10 L10, R6 L10 L10 L10, R6 L10 L10 L10, R1 L10 L10 L10, R6 L10 L10 R7, R7 R7 R7 R6, L10 R6 L10 R1 L7, L10 R6 L10, L10 R1 L7

Book: O'Neill's- 1224, played in C, and transposed up...

Source: 1 Chieftains 9 (Boil the Breakfast early) a tad simplified...

Discography: Chieftains 9 (Boil the Breakfast early)

Transcription: Transcription, chords:Mike Long

>>

# Trim the velvet

Reel

(Ireland)

The musical score consists of four staves of music in treble clef, key of D major (one sharp), and common time. Each staff contains a melodic line with chords written above and fingerings below. The chords are: G, D, G, D, G, D, C, D, G, G, D, G, C, C, D, G, D, G, D, G, C, D, G, G, D, G, C, C, D. Fingerings are indicated by numbers 1-5 and letters R (right hand), L (left hand), with arrows showing up and down strokes. Some measures include triplets (marked with a '3') and accents (marked with a tilde '~').

>>

Book: O'Neill's 1320

Source: O'Neill's

Transcription: Transcription: Trish O'Neil, minor arr.(?), chords: Mike Long

# The trip to Durrow

Reel

(Ireland)

The musical score consists of four staves of music in the key of D major (one sharp) and 4/4 time. The first staff contains the first two measures, with chords D, D, G, G, G, A, D, D, G. The second staff contains measures 3-6, with chords G, G, A, D, D, A. The third staff contains measures 7-10, with chords D, A, G, A, D, D, A, G. The fourth staff contains the final two measures, with chords G, G, A, D. The score includes numerous triplets and specific fingering instructions (e.g., L3 L7 L3 L3 L5, R2 L10 L10 R1 R1, etc.) and rhythmic markings (up and down arrows) for the left hand.

>>

Book: Ceol Rince 1 n127

The Portland Collection

Source: The Portland Collection

Discography: Noel Hill: The Irish Concertina

Transcription: Transcription, chords: Mike Long

# A trip to Pakistan

Reel

The musical score is presented in two systems, each with two staves. The first system contains the main melody with chords: Em, G, D, Em, G, D, Em, Em, C, G, D. The second system continues the melody with chords: Em, C, G, D, Bm, Em, D, D, Em. Below the first system, there is an 'Arr. 2' section with chords: Bm, A, Bm, D, A, Bm, Bm, G, D, A. The final system has chords: Bm, G, D, A, F#m, Bm, A, A, Bm. Fretting diagrams are provided for each note, using letters L (left hand) and R (right hand) with numbers 1-10 and arrows indicating finger placement.

Source: IrTrad; Juergen Gier, 3/97

1 oneila~1.abc

2 George

Discography: The Bees'Knees

Transcription: 1 Transcription:?:chords:Mike Long

Transcription, minor arr.,chords:Mike Long

>>

# The turnpike gate 1

Reel

(Ireland)

The musical score consists of three staves of music in G major (one sharp) and 4/4 time. The first staff contains measures 1-6 with chords G, C, G, C, D, G. The second staff contains measures 7-12 with chords C, G, C, D, G, C. The third staff contains measures 13-18 with chords G, C, D, G, C, G, C, D. Fingerings are indicated by numbers 1-5 and 8-10, with arrows showing the direction of the finger movement.

>>

Book: Roche 1 n194

Roche 1 n195

Source: Roche 1 n195

Transcription: Transcription, chords:Mike Long





# Union Street session

Reel

Paul S. Cranford (Cape Breton)

See also Tommy Peoples' 1

D A D G A D

A D G A D D A

D G A (G) D G A D G A D

ABC notation: L5 ↑, R2 ↑, L5 ↓, L5 ↑, L7 ↓, L3 ↑, L7 ↑, L4 ↓, L6 ↑, L6 ↓, L5 ↓, L7 ↑, L4 ↓, L3 ↑, L7 ↑, L5 ↓, L7 ↑, L5 ↓, L5 ↑, R1 ↓, L10 ↑, L8 ↓, L4 ↑, L4 ↓, R2a ↓, L10 ↑, L10 ↓, R2a ↑, L10 ↓, L8 ↑, L5 ↓, L7 ↑, L3 ↓, L7 ↑

ABC notation: L4 ↓, L6 ↑, L6 ↓, L5 ↓, L7 ↑, L4 ↓, L3 ↑, L7 ↑, L5 ↓, L7 ↑, L5 ↓, L5 ↑, R1 ↓, L10 ↑, L8 ↓, L4 ↑, L4 ↓, L7 ↓, L3 ↑, L3 ↓, R2a ↑, L10 ↓, R6 ↑, L10 ↓, L10 ↑, R6 ↓, R6 ↑, R7 ↓, L10 ↑, L5 ↓, R2a ↑, L10 ↓, L8 ↑, L5 ↓, R2a ↑, L10 ↓, L10 ↑, R2a ↓, L10 ↓

ABC notation: L10 ↓, R6 ↑, L10 ↓, L10 ↑, R6 ↓, R6 ↑, R7 ↓, L10 ↑, R6 ↓, R6 ↑, L10 ↓, L10 ↑, L10 ↓, R7 ↓, L10 ↑, L5 ↓, R2a ↑, L10 ↓, R6 ↓, L10 ↑, L10 ↓, L10 ↑, L10 ↓, L10 ↑, L10 ↓, L10 ↑, R2a ↓, L10 ↓, L10 ↑, L8 ↓, L10 ↑

>>

Book: The Lighthouse Collection, ISBN 0-9691181-5-5

Discography: The Lighthouse, CP, Fiddler's Choice Jerry Holland

Transcription: This abc transcription is for personal use only, provided this notice remains attached.

Used by permission of the composer and publisher.

Paul Stewart Cranford <psc@cranfordpub.com>

Transcription: Paul Stewart Cranford(?), chords: Mike Long

History: Composed for Kyle MacNeil (Barra MacNeils) after a session at his house.





# Wake up to Cape Breton

Reel

Brenda Stubbert (Cape Breton)

The musical score is written in treble clef with a key signature of two sharps (F# and C#) and a common time signature. It consists of three systems of music. Each system contains a staff of music with notes and rests, and a line of chords and fingerings below it. The chords are: E, D, E, A, E, D, Bm, E, D, E, A, E, D, Bm, E, Em, D, Em, C, D, Em, Em, D, G, D, Em. Fingerings are indicated by numbers 1-5 and letters L (left hand) and R (right hand) with arrows showing the direction of the stroke.

Source: Tune of the Month. May, 1998.

Discography: Jerry Holland, Fiddler's Choice

Transcription: Paul Stewart Cranford, chords: Mike Long

>>

# Walker Street

## The traveller

Reel

(Ireland)

Chord symbols: G C D G C D G C D

Chord symbols: G C D G G G D G

Chord symbols: C D G G D G C | 1 D G | 2 D

Fingering instructions: L5 R1 R2 R1, L5 R1 L10 L9 R1 L5, R1 L10 L10 R6 L10, L9 R1 L5 L7 L5 L7, L5 R1 R2 R1, L5 R1 L10 L9 R1 L5, R1 L10 L10 L10 R6 R1, L9 L5 L7 L5 L5, R6 L10 L9 R6 L10, R6 R7 R7 R6 R7 R6 L10, R6 L10 L9 R6 L10, L9 R1 L5 L7 L5, R6 L10 L9 L10, R6 R7 R6 R7 R6 R6, R6 R6 R7 R6 R6 L10, L10 R6 R6, L10 R6 R7 L10 R1, L5 R1 R2 R1, L5 R1 L10 L9 R1 L5, R1 L10 L10 R6 L10, L9 L5 L7 L5 L5, R6 L10 L9 R6 L10, R6 R7 R7 R6 R7 R6 L10, L10 R6 R6, L10 R6 R7 L10 R1, L5 R1 L10 L9 R1 L5, R1 L10 L10 R6 R1, L9 L5 L7 L5 L5, R6 L10 L9 R6 L10, R6 R7 R7 R6 R7 R6 L10, L10 R6 R6, L10 R6 R7 L10 R1

Book: Cole p.45

New England Fiddler's Repertoire

O'Neill's 1495

Source: O'Neill's 1495

Transcription: John B. Walsh, arr. chords: Mike Long

# The watchmaker

Neil Gow's wife

Reel

(Ireland, Scotland)

The musical score consists of two staves of music in treble clef, 4/4 time. The first staff begins with a repeat sign and contains the following chords: Am, G, Am, Am, G, Em, C, G. The second staff contains the following chords: C, Am, C, Bm, Am, G, Am, G, Em. Fingerings are indicated by numbers 1-5 above notes and arrows (up/down) below notes. A triplet of eighth notes is marked with a '3' above it in both staves.

Book: Krassen O'Neill's

O'Neill's 1539

Kerr's First

Source: O'Neill's 1539

Transcription: Transcription:John B. Walsh, chords:Mike Long

>>

# Welsh reel 1

Reel

(Wales)

G C G (C) D G C G D G

L3 ↑ L5 L5 R1 ↓ ↓ L5 L5 ↑ ↑ ↓ L9 L9 L5 ↑ ↑ R1 L9 ↑ ↑ ↑ R1 L5 L5 L5 L9 ↑ ↓ ↓ ↑ R1 ↑ ↑ L10 L7 ↓ L8 L3 ↑ ↑ ↑ L5 L5 R1 ↓ ↓ L5 L5 ↑ ↑ ↓ L9 L9 L5 ↑ ↑ R1 L9 ↑ ↑ ↑ R1 L5 L7 L5 L7 ↑ ↓ ↑ ↓ L5 ↑ ↑ L5 L5 ↓ ↓

G D G (C) D G C G D G

L5 ↑ R1 L10 L9 ↑ ↓ L10 R1 ↓ ↑ ↑ L5 L9 L5 ↑ ↑ R1 ↑ ↑ R1 L5 L5 L5 L9 ↑ ↓ ↓ ↑ R1 ↑ ↑ L10 L7 ↓ L8 L3 ↑ ↑ ↑ L5 L5 R1 ↓ ↓ L5 L5 ↑ ↑ ↓ L9 L9 L5 ↑ ↑ R1 L9 ↑ ↑ ↑ R1 L5 L7 L5 L7 ↑ ↓ ↑ ↓ L5 ↑ ↑ L5 L5 ↓ ↓

Source: Richard Robinson's web page/abc file

Transcription: Transcription:Richard Robinson(?), Chords:Mike Long

>>



# Welsh reel 2

Reel

(Wales)

G C G D G C G (C) D

L5 L5 R1 L5 L9 R1 L9 L5 L5 L5 R1 L5 L7 L5 L7 L3 L5 L5 R1 L5 L9 R1 L9 L5 R1 L10 L9 R1 L5 L7 L5 L7 L3  
 ↓ ↑ ↑ ↓ ↑ ↑ ↑ ↑ ↓ ↑ ↑ ↓ ↑ ↑ ↑ ↑ ↑ ↓ ↑ ↓ ↑ ↑ L5 ↑ ↓ ↑ ↑ ↑ ↑

C D C D (C) D

L4 R1 L9 L5 L4 R1 L5 L4 L7 L10 L8 L7 L10 L7 L4 R1 L9 L5 L4 R1 L5 L4 L7 L10 L9 R1 L5 L7 L5 L7 L3  
 ↓ ↓ ↑ ↓ ↓ ↓ ↓ ↓ ↑ ↓ L10 ↑ ↑ ↓ L8 ↑ ↓ ↓ ↓ ↓ ↓ ↑ ↓ ↑ L5 ↑ ↓ ↑ ↑ ↑ ↑

Source: Richard Robinson's web page/abc file

Transcription: Transcription:Richard Robinson(?), Chords:Mike Long

>>

# West Fork gals

Reel

(USA)

D G A A D D G A A D

R6 L10 L10 R6 L10 R6 L9 R6 L10 L10 L5 R2 L5 L7 L4 R6 L10 L10 R6 R6 L9 L10 L10 L5 L5 R1 L10  
 ↑ ↑ L10 R6 ↓ ↑ R6 ↓ ↑ ↑ ↓ R2a ↑ R1 L5 ↑ ↓ L3 ↑ ↑ L10 R6 ↓ ↓ ↓ ↑ ↓ R2a ↑ ↑ R2a ↓  
 ↓ ↑ ↑ ↓ ↑ ↑ ↓ ↑

D G A G A A D D A D

L8 L5 L7 L5 L5 L7 L7 L5 L7 L4 L5 L5 L3 L4 L10 L10 R2a R1 L10 L7 R2 L10 L10 R6 R6 L10  
 ↑ ↓ ↑ ↓ ↑ R2 ↑ ↓ ↑ ↓ ↓ ↓ ↑ ↑ R6 L10 L5 R2a ↓ L8 L5 ↑ ↓ ↑ R6 L10 ↑ ↓ L10  
 ↑ ↑ ↑ ↑ ↑ ↑ ↑ ↓ ↑ ↑ ↑ ↓

Book: Fiddler's Fakebook

Source: Fiddler's Fakebook

Transcription: Transcription, minor arr., chords: Mike Long

>>

# The wheels of the world

Reel

(Ireland)

The musical score is presented in three systems, each on a single treble clef staff with a key signature of one sharp (F#) and a common time signature (C). The first system consists of two measures, each with a chord above it: D and C. The second system consists of two measures, each with a chord above it: Am/G and D. The third system consists of two measures, each with a chord above it: C and D. The notes are primarily eighth and sixteenth notes, often beamed together. Fingerings are indicated by numbers 1-5 for the left hand and R for the right hand, with arrows showing the direction of movement. Chords are indicated by letters above the staff.

**System 1:** Chords: D, C, D, C, D, D, C. Fingerings: L10 L3 L7 L5 L5 L7, L4 L3 L3 L4 L7 L5 L5, R2 L3 L3 L7 L5 L5 L7, L4 L3 L3 L4 L3 L7 L5, R2 L3 L3 L7 L5 L5 L7, L4 L3 L3 L4 L7 L5 L9.

**System 2:** Chords: Am/G, C, D, D, C, D. Fingerings: L5 R2 L10 L9 R1 L5 L5, L4 L3 L5 L4 L3, R1 L10 L10 R7 R6 L10, L10 R6 L9 R7 L9 R6 L10, L10 L10 R7 R6 L10, L8 R6 L9 R6 L10.

**System 3:** Chords: C, D, D, C, Am, D, C, D. Fingerings: L10 L9 L10 L10 L8, L10 L10 R7 R6 L10, L10 R6 L9 R7 L9 R6 L10, R7 R7 R7 R6 L10 R6 L10, R6 R7 R6 L10 L10.

>>

Book: Ceol Rince 1, n168

Source: Ceol Rince 1

Transcription: Transcription, chords: Mike Long

# Whiskey before breakfast

Reel

(USA)

D G D A D

L6 L6 L3 L4 L3 L7 L5 L5 R1 L5 L5 L7 L3 L4 L7 L5 R1 L5 L7 L5 L7 L4 L3 L4 L7 L4 L3 L2 L2 L6 L6 L3 L4 L3 L7 L5

G D A D D A

L5 R1 L5 L5 L7 L3 L4 L7 L5 R1 L5 L7 L5 L7 L4 L3 L4 L7 L3 L10 L10 L5 R1 L10 R2a L10 L10 R2a L5

G A D A G D G D A D

R2 L10 L10 L10 R6 R6 L10 R2a R1 R2a L10 R6 L10 R2a L10 R1 L5 R1 R2a L10 L5 L7 L5 R1 L5 L7 L5 L7 L4 L3 L4 L7 L3

>>

Book: Fiddler's Fakebook etc.

Source: My arrangement from various sources

Transcription: Transcription, arrangement, chords: Mike Long

# Whistler from Rosslea

Reel  
APB Martin Hayes

Ed Reavy

The musical score is presented in three systems, each with a treble clef and a key signature of two flats (Bb and Eb). The time signature is common time (C). The score includes guitar tablature with fret numbers (L1-L9) and rhythmic notation (upstrokes ↑, downstrokes ↓). Chords are indicated above the staff.

**System 1:** Chords: Cm, Bb, F, Cm, Bb. Tablature includes notes like L3, L7, L3a, L5, L4, L3, L5, L3a, L7, L3a, L3, L2a, L7, L3a, L3a, L8, L5a, L5, L3a, L7, L3a, L3, L7, L3a, L7, L3a, L3.

**System 2:** Chords: Gm, Eb, Bb, Gm, Cm, Cm. Tablature includes notes like L5, L8, L5a, L9, L5a, L4, L3a, L5, L3a, L4, L5a, L4, L3a, L3, L3, L2a, L3, L9, L5, L9, L3a, L5, L9, L9, L10, L9, L5a, L8.

**System 3:** Chords: Bb, F, Cm, Eb, Cm, Eb, Bb, Cm. Tablature includes notes like L5a, L5a, L5a, L5a, L5a, L8, L4, L3, L3, L5, L9, L5a, L5a, L4, L3a, L5, L8, L9, L9, L5a, L4, L3a, L5, L4, L2a, L2a, L3.

>>

Source: ricke~11.abc

Transcription: Transcription:?? & Mike Long, chords:Mike Long

# The wild Irishman

Reel

(Ireland)

The musical score consists of three staves of music in the key of D major (one sharp) and 4/4 time. Each staff includes a treble clef, a key signature of one sharp (F#), and a common time signature (C). The music is written in a single melodic line with various ornaments and accents. Above the notes, chords are indicated by letters: D, A, G, and F# (labeled as A in the original image). Below the notes, fingerings are indicated by letters R (Right hand) and L (Left hand) with numbers 1-5, and arrows pointing up or down to indicate the direction of the finger stroke. The first staff has chords D, D, A, D, G, A, D. The second staff has chords D, A, D, G, A, D, G, A, A. The third staff has chords G, A, G, D, G, A, A, G, A, G, D. The score ends with a double bar line.

>>

Book: Irish Traditional Music Session Tunes 2 n6

Source: Tommy Peoples, from a 70's demo tape

Transcription: Transcription:Bernie Stocks, slight arr., chords:Mike Long



# The wind that shakes the barley 2

Reel  
APB The Chieftains

(Ireland)

The musical score consists of three staves of music in the key of D major (two sharps) and common time. The first staff begins with a D chord and contains two triplet figures. The second staff continues with D, G, D, A, D, A, and G chords. The third staff concludes with D, G, D, A, D, and G chords. Fingerings are indicated by numbers 1-5 and directions (up/down arrows). Chords are written above the notes.

Staff 1: D, 3, 3, G, 3, D, 3, A, G

Staff 2: D, G, D, A, D, A, G

Staff 3: D, G, D, A, D, G

>>

Book: O'Neill's 1518

Source: Chieftains 8

Transcription: Transcription, chords: Mike Long



# The windmill

Reel

Ciaran Tourish (Ireland)

The musical score is presented in three systems, each with a treble clef and a key signature of two sharps (D major). The time signature is common time (C). The first system contains the first two measures, with chords D, A, G, D, Bm, D, A, D, A, G, D. The second system contains measures 3-6, with chords G, Bm, A, D, A, D, G. The third system contains measures 7-10, with chords Em, G, D, A, D, A, G. Each measure includes specific fingering instructions for the left and right hands, such as L10, L10, R2a, L8, etc. The score includes repeat signs and first/second endings for the A-D-G sequence in the second and third systems.

>>

Source: Altan: Island Angel

Discography: Altan: Island Angel

Transcription: Transcription:Dwight Muller, chords:Mike Long

# Wissahickon Drive

Reel

Liz Carroll (USA)

The musical score is presented in three systems, each with a treble clef and a key signature of two sharps (F# and C#). The time signature is common time (C). Above the notes, chords are indicated: A, D, D, E, A in the first system; D, A, E, A, A, D, A in the second system; and A, E, A, D, A, E, A in the third system. Below the notes, specific fingerings are provided using letters L (left hand) and R (right hand) with numbers 1-5, and arrows indicating the direction of the stroke (up or down). The score includes repeat signs and first/second endings in the second and third systems.

>>

Book: The Portland Collection

Source: Henrik Norbeck ABC

My arrangement from various sources

Transcription: Transcription, minor arr., chords: Mike Long

# The woman of the house

## The cows are a-milking

Reel

(Ireland)

The musical score consists of four staves of music in G major (one sharp) and 2/4 time. Each staff includes a treble clef, a key signature of one sharp (F#), and a common time signature (C). The music is written in a single melodic line. Above the notes, chords are indicated: G, C, G, D, G, C, D, G, C, G, D, G, Am, D, G, G, C, G, G, C, D, G, Em, C, G, G, Am, D, G, G, C, C, G, G, C, D, G, C, G, G, Am, D, G. Below the notes, fingerings are indicated with letters L (left hand) and R (right hand), and numbers 1-5. Arrows indicate the direction of finger movement: up for ascending and down for descending. The score includes repeat signs and a double bar line at the end of the fourth staff.

>>

Book: Ceol 1 n71 mistress of the house

Ceol 1 n86

Joyce, P. W.; "Old Irish Folk Music and Songs"

O'Neill's 1300

Source: My arrangement from O'Neill's

Transcription: Trish O'Neil, arrangement, chords: Mike Long

# The women's rock

## The green gates

Reel

(Ireland)

Chords: G, Am, Am, D, G, C, D, G, G, Am, Am, D, G, C, D, G

Fingerings: L5, L5 R1 R6 R6 L10, L5 R1 R6 R6 L10, L10 L8 L5 R2 L5, R1 L9 L10 R6 L10 R1, L5 R1 R6 R6 L10, L5 L10 L10 L10 R1, L9 L10 R6 L10 L9, R1 L9 L5 L5 L5, R1, L10 R6 R7 R6, L10 R6 R6 L10, L10 L8 R2 L5, R1 R6 R6 L10, L9 L10 R6 R6 L10 L9, L10 R6 R6 L10 L10 R1, L9 L10 R6 R6 L10 L9, R1 L9 L5 L5 L5

Book: O'Neill's 1550

Source: Show the Ladies

Discography: Conal O'Grada: Top of Coom (?)

Show the Ladies

Transcription: Transcription, chords: Mike Long

# The woodchoppers reel

Reel

The musical score is presented in three systems, each with a treble clef and a key signature of two sharps (F# and C#). The time signature is common time (C). The first system contains two measures with chords D, A, A, (G), and D. The second system contains two measures with chords A, G, D, D, D, G, D, D, D, G, D. The third system contains two measures with chords A, (G), A, D, D, G, D, D, D, G, D, A, (G), and D. Fingerings are indicated by numbers 1-5 above notes, and directions (up/down arrows) are shown below notes. Trills are marked with '3' above notes. Chords are written above the staff.

>>

Source: My arrangement from various sources

Transcription: Transcription, arrangement, chords:Mike Long

# The yellow tinker

## The drunken tinker

### Dick Cosgrove's reel

Reel

(Ireland)

The musical score consists of three staves of music in the key of D major (one sharp) and 2/4 time. Each staff includes a treble clef, a key signature of one sharp, and a common time signature. The music is written in a single melodic line. Above the notes, chords are indicated: Am, D, Am, G, Am, Am, D, Am, G, A, A, G, A, G, A, C, G. Below the notes, fingerings are indicated with letters L (left hand) and R (right hand) and numbers 1-10, along with arrows pointing up or down to indicate the direction of the finger movement.

Staff 1: Am, Am, D, Am, G, Am. Fingerings: L4 L5 L5 L5 L4 L5 L5 L5, L4 L5 L5 R6 L10 L10, L4 L5 L5 L5 L4 L3 L4 L7, L5 R1 L5 L9 L5 R1 L5, L4 L5 L5 L5 L4 L5 L5 L5.

Staff 2: Am, D, Am, G, A, A, G. Fingerings: L4 L5 L5 R6 L10 L10, L4 L5 L5 L5 L4 L3 L4 L7, L5 L5 R1 L10 R1 L5 R1, L5 R2 L5 R6 L5 R2 L5, R6 L5 R2 L5 R2 R1 L5 R1.

Staff 3: A, G, A, A, G, A, C, G. Fingerings: L5 R2 R6 R2, R2 R1 L3 L5 R1, L8 L10 R6 R2, R6 R2 R2 R1 R1, L10 R6 R6 R6 L10, L10 R1 L3 L5 R1.

>>

Source: from Altan, The Red Crow

Discography: Altan, The Red Crow Green Linnet 1109

Transcription: Alan Ng, chords: Mike Long



# The youngest daughter

## In the tap room

### Cock your pistol, Charlie

### Sweet Molly

Reel

(Ireland, Scotland)

The musical score consists of two staves of music in G major (one sharp) and common time. The first staff contains the first six measures, and the second staff contains the remaining six measures. Chords are indicated above the notes, and fingerings are indicated below the notes with letters L (left hand) and R (right hand) and numbers 1-5. Some notes have a tilde (~) above them, indicating a grace note. The piece ends with a double bar line and repeat dots.

Chords for the first staff: Em, D, Em, D, Em, D.

Chords for the second staff: Em, C, D, Em, D, D, C, D.

Fingerings for the first staff:

- Measure 1: L4 R1 L10 R1 (down up down down up up), L4 L4 L10 (down down down up)
- Measure 2: L10 L5 L3 L7 (down R1 L7 L4 L3), L4 R1 L10 R1 (down up L4 L4 L10)
- Measure 3: L10 L5 R1 L4 (down R1 L7 L4), L4 L10 R6 R6 L10 (down up L10 R6 L10)
- Measure 4: R1 L10 L7 L4 L3 (up down L8 L3 L7), L4 L10 R6 R6 L10 (up down up down up down)

Fingerings for the second staff:

- Measure 5: L4 L10 R6 R6 L10 (down up L10 down up L10), R1 L10 L7 L4 (up down L8 R1 L4)
- Measure 6: L4 L10 R6 R6 L10 (down up L10 R6 L10), R1 L10 L7 L4 L5 (up down L8 L3 L7)
- Measure 7: R7 R6 L10 R6 L10 (up up R6 up down L10 down), R2a (down up)
- Measure 8: L10 L5 R1 L4 (down R1 L7 L4), L10 L5 R1 L4 (up up up down)

>>

Book: The Skye Collection p91

Joyce, P. W.; "Old Irish Folk Music and Songs"

Kerr's First p 6

O'Neill's 1217

Source: O'Neill's 1217

Transcription: Transcription:Trish O'Neil, chords:Mike Long



# The ale is dear

Reel

(Scotland)

**Bm**                      **A**                      **Bm**                      **A**                      **Bm**

R6 L10 R6 L9 R6 L10 R6 R7 L10 R6 R2a L5 L5 R2a R6 L10 R6 L9 R6 L10 R6 R7 L10 R2a R1 R1 R2a

↑ ↑ ↑ ↓ ↑ ↑ ↑ ↑ ↑ ↓ ↑ ↑ ↓ ↑ ↑ ↑ ↓ ↑ ↑ ↑ ↓ ↑ ↑ ↓

**Bm**                      **A**                      **Bm**                      **A**                      **Bm**

R1 R1 R1 R2a L10 R2a R1 L5 L5 L5 R1 R2a L5 R1 R2a R1 R1 R1 R2a L10 R2a L9 R6 L10 R2a R1 R1

↑ ↑ ↑ ↓ ↓ ↓ ↓ ↑ ↑ ↑ ↑ ↓ ↓ ↓ ↓ ↓ ↓ ↓ ↓ ↓ ↑ ↑ ↓ ↑ ↑

Source: Sessions, Toby A. Rider, Fiddle-L, 8/97  
 Transcription: Transcription:?, Chords:Mike Long

>>

# Alley Crocker

Reel

(Scotland)

**Staff 1:** D G A D A G D  
 L5 ↑ L5 R2 L10 ↓ R2a ↓ L10 ↓ L10 ↓ R6 ↓ L10 ↑ L10 ↑ R6 ↓ R7 ↑ R6 L10 ↓ R2a ↓ L10 ↓ L10 ↓ R6 ↑ L10 ↑ R2a ↓ L5 L5 L7 L4 ↓ L3 L10 ↓ R2a ↓ L10 ↑

**Staff 2:** G A D A G D G A  
 L10 ↑ L10 ↑ R6 ↓ R7 ↑ R6 L10 ↓ R2a ↓ L10 ↓ L10 ↓ R6 ↑ L10 ↑ R2a ↓ L10 ↑ R6 L10 ↓ R6 R7 R7 ↑ R3a ↓ R7 ↑ R6 ↑ R7 R7 R6 R6 L10 R6 ↓

**Staff 3:** A G D D (A) G D A G D  
 L5 R6 ↓ R6 ↓ R7 ↑ R7 R6 L10 ↓ L10 ↓ R6 ↑ L5 R2 L10 ↑ L10 ↓ R2a ↓ R2a ↓ R2a R1 ↓ R1 ↑ L5 ↑ L5 ↑ L5 R6 ↓ R6 ↓ R7 ↑ L5 R6 ↓ R6 ↓ R7 ↑ R7 R6 L10 L10 ↓

>>

Book: Kerr's First p22

NE Fiddler's

Source: Kerr's First p22

Transcription: Transcription:Richard Robinson(?), Chords:Mike Long

# Because he was a bonny lad

Reel

(Scotland)

See also The bonnie boy

A D A D E A D A D E A

L10 R2a L5 R7 R6 R3a L10 L10 L10 R1 R1 R1 L10 R2a L5 R7 R6 R3a L10 L10 L10 L5 L5 L8  
 ↓ ↓ R1 ↑ ↑ ↑ ↓ R7 ↑ R2a ↓ R6 ↑ R2a R1 ↑ ↓ ↓ R1 ↑ ↑ ↑ ↓ R7 ↑ R2a ↓ R6 ↑ R2a ↑ L5 ↑

A A D E A D A

L10 R2a R1 L5 R1 R2a L10 L10 R2a L10 R6 L10 R2a R1 R1 R1 R1 L10 R2a R1 L5 R1 R2a L10 L10 R3a R7 R3a R4 R2a L5 L5 L5 L8 L10  
 ↓ ↓ ↑ ↑ ↑ ↓ ↓ ↓ ↓ ↓ ↓ ↑ ↑ ↑ ↓ ↑ ↑ ↑ ↑ ↑ ↓ ↓ ↓ ↓ ↓ ↓ ↑ ↓ ↑ ↓ ↓ ↑ ↑ ↑ ↑ ↓

A D E A D E A

R2a L5 R2 L5 R6 L5 R2 L5 R2 R6 L10 R2a R1 R1 R1 R1 R3a R7 R6 R3a L10 R6 L10 L10 R2a L10 R6 L10 R2a L5 L5 L5 L5  
 ↓ ↑ ↓ ↑ ↑ ↑ ↓ ↑ ↑ ↑ ↑ ↑ ↓ ↑ ↑ ↓ ↑ ↑ ↓ ↓ ↓ ↓ ↓ ↓ ↓ ↓ ↓ ↓ ↓ ↓ ↓ ↓ ↓ ↓

>>

Book: Kerr's Second p4

Source: Kerr's Second

Transcription: Transcription, chords:Mike Long

# Break yer bass drone

Reel

Gordon Duncan (Scotland)

A E A A A E A

E A A D E A A

D E E D A D E A

>>

Source: Scots-L, Ted Hastings, 9/97

Various abc's

Discography: Gordon Duncan, "Just for Seamus", Duncan Chisholm, "Redpoint"

Transcription: Transcription:??, chords:Mike Long



# Cutty Sark

Reel

(Scotland)

The musical score for 'Cutty Sark' is presented in three staves. Each staff begins with a treble clef, a key signature of one sharp (F#), and a common time signature (C). The music is a reel, consisting of a continuous sequence of eighth and sixteenth notes. Above the notes, chords are indicated: G, C, D, and G. Below the notes, detailed fingering instructions are provided, using letters L (left hand) and R (right hand) followed by finger numbers (1-5) and arrows indicating up (↑) or down (↓) strokes. The score is divided into measures by vertical bar lines, with repeat signs at the end of the first and second staves.

>>

Book: Kerr's First p8

Source: Kerr's First p8

Transcription: Transcription, chords:Mike Long



Book: Skye collection

Kerr's First

Many others...

Source: 1 My arrangement from various sources

Skye collection, primarily- third part especially

Transcription: 1 Transcription, arrangement, chords:Mike Long

2 Transcription, arrangement, chords:Mike Long

>>



# Dinky Dorian's

## Dinky's

Reel

Francie Dearg Byrne (Scotland)

The musical score is written in G major (one sharp) and 4/4 time. It consists of four staves of music. Each staff contains a melodic line with fingerings and a corresponding chord diagram below it. The chords are labeled with letters: A, G, E, and D. The fingerings use letters L (left hand) and R (right hand) with numbers 1-5. Some notes have accents (^) or slurs (~). The score includes repeat signs and a double bar line at the end of the fourth staff.

Chord diagrams and fingerings are as follows:

- Staff 1:** Chords A, G, A. Fingerings include L10, R2a, R2a, R1, L10, L10, R6, L10, R1, R6, L9, R3, R7, R3, R1, R3, L10, R2a, R2a, R1, L10, L10, R6, L10, R1.
- Staff 2:** Chords G, E, A, A, G. Fingerings include R6, R6, L10, R6, L10, R2a, R1, L5, R2, R7, L5, R7, R7, R7, L5, R7, L10, R6, L9, R1, R3, R7, R3, R1, R3, L10.
- Staff 3:** Chords A, G, E, A, A. Fingerings include R7, L5, L5, R7, L5, R7, L5, R7, L5, R7, R6, L10, R6, R6, R6, L10, R6, L10, R2a, R1, R2a, L5, R2, R6, R7, L5, L5, R7, L5, R7, L5, R7, L5, R7, R6, L10.
- Staff 4:** Chords G, A, G, D, A, G, E, A. Fingerings include R6, L9, R1, R3, R1, R7, R1, R3, R1, R1, R3, R6, L10, R7, L5, L5, R6, L5, L5, R6, L5, L5, R2, L10, R6, R6, R6, R6, L10, R6, L10, R2a, R1, R2a, L5.

>>

Source: My arrangement from various sources- I think...

Transcription: Transcription, arrangement, chords:Mike Long

# Donald McLeod's reel

Reel

(Scotland)

The musical score is presented in three systems, each on a single treble clef staff. The key signature is one sharp (F#) and the time signature is common time (C). The first system contains six measures with chords Am, G, Am, Em, Am, and G. The second system contains four measures with chords Am, Em, Am, and G. The third system contains five measures with chords Em, Am, G(Em), Am(G), and Em(Am). Fingerings are indicated by letters L (left hand), R (right hand), and numbers 1-5, with arrows showing the direction of the stroke.

**System 1:** Am, G, Am, Em, Am, G  
 L5 L5 L5 L5 L10 L10 R6 L10 R7 L10 R6 L10 L8 L5 R1 L5 L5 L5 L5 L10 L10 R6 L10  
 ↑ ↑ ↓ L5 R1 ↑ ↓ L10 L10 L10 ↑ ↑ R7 L10 L10 ↑ ↑ ↑ L5 R1 ↑ ↑ ↓ L5 R1 ↑ ↓ L10 L10 L10  
 ↑ ↑ ↑ ↑ ↓ ↓ ↓ ↑ ↓ ↓ ↓ ↑ ↓ ↓ ↓ ↑ ↑ ↑ ↑ ↓ ↓ ↓ ↑

**System 2:** Am, Em, Am, G  
 R7 L10 R6 L10 R1 L5 L5 L5 L5 L8 L10 R7 L10 R6 L10 L10 R7 L10 R6 L10 R6 R6 L10 L10 R1 L10  
 ↑ ↑ R7 ↓ ↑ L10 ↑ ↑ ↓ ↑ ↑ ↑ ↑ ↑ ↑ R7 ↓ ↑ L10 ↑ ↑ R7 ↓ ↑ L10 ↑ ↓ ↑ R7 ↑ L10 ↑  
 ↑ ↑ ↓ ↓ ↓ ↑ ↓ ↓ ↑ ↑ ↓ ↓ ↑ ↑

**System 3:** Em, Am, G(Em), Am(G), Em(Am)  
 L8 L5 R1 L5 L5 R1 L5 L5 L5 L5 L5 R1 L10 L10 R6 L10 L10 R7 L10 R6 L10 R1 L5 L5 L5 L5 L5 R2  
 ↑ ↑ ↓ ↓ ↓ ↑ ↑ ↑ ↓ ↑ ↑ ↑ ↑ ↑ ↓ ↓ L10 ↑ L10 ↑ ↑ R7 ↓ ↑ L10 ↑ ↑ ↓ ↓ ↑ ↑ ↓ ↓ ↓ ↓ ↓ ↓ ↓ ↓

>>

Source: Richard Robinson's web page/abc file  
 Transcription: Transcription, chords: Mike Long

# Drive home the mainlanders

Reel

(Scotland)

Chords: Em A Em (G) A Bm

Fingerings (Staff 1):  
 R7 ↓ R1 ↑ R1 ↑ R3 ↓ R1 ↑ R1 ↓ L10 ↑ R2a ↓ L8 ↑ L10 ↑ R6 ↑ L8 ↑ L10 ↓ R2a ↓ R1 ↑ R1 ↑ R3 ↓ R1 ↑ R1 ↓ L10 ↑ R2a ↓ L8 ↑ R2a ↑ R1 ↑ R1 ↓ R1 ↑

Chords: Bm A Bm G A Bm

Fingerings (Staff 2):  
 R7 ↑ R1 ↑ R1 ↑ L10 ↓ L9 ↓ R6 ↓ L9 ↓ L10 ↓ R1 ↑ R2a ↓ R4 ↑ L10 ↑ R7 ↑ L10 ↓ L8 ↓ R2a ↓ L5 ↑ R1 ↓ R2a ↓ L9 ↓ R6 ↓ L9 ↓ L10 ↓ R1 ↑ R2a ↓ L8 ↑ L10 ↓ R2a ↓ R1 ↑ R1 ↓ R1 ↑

Book: Kerr's Fourth

Source: Kerr's Fourth

Transcription: Transcription, chords: Mike Long

>>



# East Neuk of Fife

Reel

(Scotland)

Chords: G, Am, C, D, G, Am, Em, G, C, D, G, Am, Em

Fingerings (Staff 1):  
 L3 ↑, L5 L5 R1 ↓ ↓ L5 L9 ↓, L10 L5 L10 L5 ↓ R1 R1 R1 R1 ↑, L5 L5 R6 ↑ ↑ L5 R6 ↑, L10 L10 L10 R6 ↑ L10 ↑ R6 L10 ↓, L10 R1 L5 R1 ↓ L9 L5 L5 L9 ↓, L10 L5 L10 R1 ↓ R1 R1 L9 ↓, L5 R1 L10 L9 R1 ↑ ↑ L9 R1 L5 ↓ ↓ ↓ ↓ ↓

Fingerings (Staff 2):  
 L5 L4 ↓ ↓ L4 ↓, L10 ↓ L9 ↑, R1 L5 R2 ↑ ↓ L5 L9 ↓, R1 L5 L10 ↑ L5 R2 ↓ ↓ ↓ ↓ ↓, L9 L5 R6 ↑ ↑ L5 R6 ↑, R7 L5 R1 ↑ ↑ L5 L9 ↑, L10 R1 ↓ L8 L5 ↓, R6 R6 L10 ↓ R6 L10 R1 ↑ ↓ ↓ ↓ ↓, L5 R1 L10 L9 R1 ↑ ↑ L9 R1 L5 ↓ ↓ ↓ ↓ ↓, L5 L4 ↓ ↓ L4 ↓

Book: Kerr's First p23

Source: Kerr's First p23

Transcription: Transcription, chords:Mike Long

>>









# Greig's pipes

Reel

(Scotland)

The musical score consists of three staves of music in the key of D major (two sharps) and 2/4 time. The first staff contains the first two measures, the second staff contains the next two measures, and the third staff contains the final two measures. Above each staff are chord symbols: A, A, E, A, Bm, E, A for the first staff; A, E, A, Bm, E, A, A, Bm, A for the second staff; and Bm, E, A, A, E, A, Bm, E for the third staff. Below the notes are detailed fingering instructions using letters L1-L8, R1-R2a, and L3a-L7, with arrows indicating the direction of finger movement.

>>

Book: Kerr's Fourth p16 (minor)

The Skye Collection p5

Transcription: Transcription, chords:Mike Long

# Haud the lass till I come at her

Reel

(Scotland)

The musical score is written in G major (one sharp) and common time (C). It consists of two staves of music. The first staff contains the first four measures, and the second staff contains the next four measures. Above the notes, chords are indicated: A, (D), A, G, A, D, G for the first staff, and A, (D), A, G, A, D, G for the second staff. Below the notes, fingerings are indicated with letters L (left hand) and R (right hand) and numbers 1-5, along with arrows indicating the direction of the stroke (up or down).

Book: Kerr's Fourth

Source: Kerr's Fourth

Transcription: Transcription, chords: Mike Long

>>





# The highlandman kissed his mother

## The highlandman that kissed his granny

Reel

(Scotland, Ireland)

Chords for the first system: C, C, G, C, Am/A, G

Fingerings for the first system: L9 R6 R6 L10 R6 L9 R6 L10, L9 R6 R6 L10 L10 R1 L5 R1, L9 R6 R6 L10 R6 L9 R6 L10, R7 R6 R6 L10 L10 R1 L5 R1

Chords for the second system: Am, Am, G, Am, C/A, G

Fingerings for the second system: L9 L10 L8 L5 R1 L9 R1, L9 L10 L8 L10 L10 R1 L5 R1, L9 L10 L8 L5 R1 L9 L10, L10 R7 R6 L10 L10 R1 L5 R1

Book: Kerr's First p7

The Skye Collection

Source: My arrangement from various sources

Discography: Altan: Horse with a Heart

Tommy Peoples Demo tape - 197?

Transcription: Transcription, arrangement, chords: Mike Long

>>





# Jenny Latin

Reel

(Scotland)

D G D A D G C G D G D A

R1 L3 L7 L7 R1 L5 L7 L3 L7 L7 L10 R6 L3 L4 L5 L7 R1 L5 L7 L4 R1 L4 L5 L5 R6 R6 L10 R6 L5 R6 R6 R6 L10 R6 R7 R7 R6 L10 R6 L10 L7 L4 R1 L4 L5 L5

D G C G D G D A G D C G

R6 L10 R6 L5 R6 L10 L9 L10 R6 R6 R6 R6 L10 R6 L5 R6 R6 R6 L10 R6 R7 R7 R7 R6 L10 R6 L10 L7 L4 R1 L4 L5 L5

Book: Kerr's Fourth

Source: Kerr's Fourth

Transcription: Transcription, slight arr., chords: Mike Long

>>



# Jenny Nettles

## The tailor's daughter

Reel

(Scotland, England)

The musical score consists of four staves of music in G major (one sharp) and 2/4 time. Each staff includes a treble clef, a key signature of one sharp (F#), and a common time signature (C). The music is a reel, indicated by the 'Reel' label. Above each staff, chords are written: Am, G, Am, Em for the first two staves; C, C, G, C, G, Am for the third staff; and Am, G, Am, Em for the fourth staff. Below the notes, fingerings are indicated with letters L (left hand) and R (right hand) and numbers 1-10, with arrows pointing up or down to show the direction of the finger movement. The score is divided into four measures per staff, with repeat signs at the beginning and end of each staff.

>>

Book: Kerr's First p9

Riley's Flute Melodies

Winder

Source: Winder ?

Richard Robinson's web page/abc file

Transcription: Transcription:Richard Robinson(?), Chords:Mike Long

# Jenny's chickens

Reel

(Scotland)

Chords: Bm, Bm, A, Bm, F#m, A

Chords: Bm, Bm, A, Bm, 1 F#m A, 2 F#m A

Chords: Bm, Bm, A, Bm, 1 F#m A, 2 F#m A

>>

Source: Richard Robinson's web page/abc file

Transcription: Transcription, arrangement, chords: Mike Long

# John Cheap the chapman

## The man with the money

Reel

Nathaniel Gow (Scotland)

Chords: Gm Gm F Gm (Bb) F Gm Gm F

Fingerings: L5, L5, R2, L5a, L5a, L5, R2, L8, L8, R6, L5, R2, L8, L5a, L4, L5, L5a, L9, L5a, L8, L9, L5, L4, L5, L5, L5, R6, R2, L9, L5a, L8, R6, L5a, L4, L5

Chords: Gm (Bb) F Gm Gm F Gm C F

Fingerings: L5, R6, R2, L5a, L9, L5a, L8, R3, L5, L4, L5, R6, R2, L9, L5a, L8, R6, L5a, L4, L5, L5, R6, R6, R7, R6, L10, R3, R2, L8, L4

Book: O'Neill's 1360

Kerr's First p13

The Gow Collection (=Kerr's)

Source: Kerr's First p13

Transcription: Transcription, chords:Mike Long

>>

# Johnnie Sullivan's

Reel

The image shows a musical score for a reel titled "Johnnie Sullivan's". It consists of two staves of music in the key of D major (one sharp) and 2/4 time. The first staff contains the first eight measures, and the second staff contains the remaining eight measures. Above the notes, chords are indicated: Em, D, Em, G, D, Em, Em, D in the first staff; and Em, G, D, Em, Em, D, G, D, Em in the second staff. Below the notes, detailed fingering instructions are provided using letters L (left hand) and R (right hand) with numbers 1-5 and arrows indicating up and down strokes. The score includes a repeat sign after the fourth measure of the first staff.

Book: Traditional Celtic Fiddle Music of Cape Breton- Dunlay/Reich (?)

Source: SF Scottish Fiddlers Handout

Transcription: Transcription, chords: Mike Long

>>



# Keep the country bonny lassie Through the wood of Favie

Reel

(Scotland)

Chord sequence: A E A D E A

Chord sequence: A E A A E A

Book: Kerr's Second p4

Kerr's Second p14

Source: Kerr's Second p4

Transcription: Transcription, minor arr., chords:Mike Long

>>

# The King's reel

Reel

(Scotland, Cape Breton)

**System 1: Melody**

Chords: A, G

Fingerings: L2 ↑, L6 ↑, L4 ↓, L6 ↑, L7 ↑, L6 ↓, L4 ↑, L6 ↑, L6 ↑, L6 ↓, L6 ↑, L4 ↓, L7 ↓, L3a ↓, L6 ↓, L6 ↑, L2 ↑, L6 ↑, L4 ↓, L6 ↑, L7 ↑, L6 ↓, L4 ↑, L7 ↑, L5 ↓, L3 ↑, L3 ↓, L2 ↑, L2 ↓

**System 2: Bass**

Chords: A, A, F/C, G

Fingerings: L10 ↓, R2a ↓, L5 ↑, R2 ↑, L5 ↑, R7 ↑, L10 ↑, L10 ↑, L10 ↓, R2a ↓, L5 ↑, R2 ↑, L5 ↑, R2a ↑, L5 ↑, L8 ↑, L10 ↓, R2a ↓, L5 ↑, R2 ↑, L5 ↑, R7 ↑, R6 ↑, L10 ↑, R3 ↑, R6 ↓, L10 ↓, L10 ↓, L9 ↓, R1 ↑, L5 ↑, L5 ↓, R1 ↑

**System 3: Bass**

Chords: A, C, G, G

Fingerings: R2a ↓, L5 ↑, R2 ↑, L5 ↑, R7 ↑, L10 ↑, L10 ↑, L10 ↓, R2a ↓, L5 ↑, R2 ↑, L5 ↑, R2a ↑, L5 ↑, L5 ↑, R1 ↑, L9 ↑, L10 ↓, L9 ↓, R1 ↑, L5 ↓, L9 ↓, R1 ↑, R3 ↓, L10 ↓, R6 ↓, L9 ↓, L5 ↓, L5 ↓

>>

Source: SF Scottish Fiddlers Handout

Transcription: Transcription, chords: Mike Long

# Kissing is the best of a'

Reel

(Scotland)

**Staff 1:** G G C G F G  
 L9 ↑ R1 L5 ↓ L9 ↓ L5 ↓ L5 ↓ R1 L5 ↑ R1 ↓ R3 L10 ↓ L9 ↓ R1 L5 ↑ L9 ↓ L5 ↓ L5 ↓ L5 ↓ L4 ↓ L5 ↓ R1 ↑ L9 ↑ L5 ↓ R1 L9 ↑ L10 ↓ R6 ↓ L10 ↓ R1 L10 ↑ R6 ↓ R6 ↓

**Staff 2:** F G C G F  
 R1 L10 ↑ L9 ↓ L10 ↓ R6 ↓ L5 ↑ L4 ↑ L5 ↑ R1 ↑ R1 L9 ↑ L10 ↓ R6 ↓ L10 ↓ R1 L10 ↑ R6 ↓ R6 ↓ L10 L10 ↑ L9 ↓ R6 ↓ R6 ↓ L5 L4 ↑ L5 ↑ R1 ↑ L9 L10 ↑ L5 ↓ L10 ↓ L9 ↓ L5 ↓

Book: Kerr's Third p10

Source: Kerr's Third p10

Transcription: Transcription, chords:Mike Long

>>



# Lady Gordon of Gordonstown

Reel

(Scotland)

Chords: C, B $\flat$ , C, B $\flat$ , C, C

Fingering: L4, L4, L3, L3, L4, L4, L5, L4, L3, L2a, L2a, L2a, L2a, L4, L3, L3, L4, L4, L5, L4, L3, L2a, L3, L4, L3, L3, L4, L4, L3, L3, L4, L3, L3, L4, L4, L5, L4, L4, L3, L3, L2a, L2a, L4, L4, L3, L3, L9, L10, R2, L5a, R7, R6, R3, L10, L10, L9, R7, R6, L10, L5, L9, L10, R3, L5a, L5a, L5a, R3, L3, L2a, L2a, L4, L4, L3, L3, L9, L10, R2, L5a, R7, R6, R3, L10, L10, L9, R7, R6, L10, L5, L9, L10, R3, L5a, L5a, L5a, R4, R6, L10, L10, L10, L5, L4, L5a, L3, L4, L3

Chords: B $\flat$ , C, B $\flat$ , Gm, C, C, B $\flat$

Fingering: L3, L2a, L2a, L4, L4, L3, L3, L9, L10, R2, L5a, R7, R6, R3, L10, L10, L9, R7, R6, L10, L5, L9, L10, R3, L5a, L5a, L5a, R3, L3, L2a, L2a, L4, L4, L3, L3, L9, L10, R2, L5a, R7, R6, R3, L10, L10, L9, R7, R6, L10, L5, L9, L10, R3, L5a, L5a, L5a, R4, R6, L10, L10, L10, L5, L4, L5a, L3, L4, L3

Chords: C, B $\flat$ , C, C, B $\flat$ , Gm, B $\flat$ , C

Fingering: R6, L10, L5, L10, R3, L10, L10, L9, L9, L9, R6, L9, L9, L9, R6, R3, L5a, L5a, L5a, R4, R6, L10, L10, L10, L5, L4, L5a, L3, L4, L3

>>

Book: Jerry Holland's collection of fiddle tunes  
 Source: Jerry Holland's collection of fiddle tunes  
 Transcription: Transcription, chords: Mike Long





# Loch Leven castle

## The humours of Tuaimgreine

Reel

(Scotland)

Am G Am Am C

Em G Am Am G

Am Em G Am

G Am Am C Am G Am

Book: Richard Darsie, Richard Robinson Web pages/ABCs  
 Fiddle Music of Scotland  
 Kerrs First p11  
 Source: Kerrs First p11  
 Transcription: Transcription, chords:Mike Long

# Lord Elcho

Reel

Robert Mackintosh (Scotland)

G C G D G C G D G G C G D

L10 L10 L9 R6 L9 R1 R3 R1 L9 L5 L3 L10 L9 R6 L9 R1 L10 L8 L9 R1 L5 R1 L3 L5 L5 L5 L5 L5 L3 L5 L5 L5 L5 R1

G C G D G G C G D G C D G

L3 L5 L5 L5 L5 L5 L3 L4 L3 L3 L2 L2 L5 L3 L5 L5 L5 L5 L5 L3 L5 L5 L5 L5 R1 R1 L5 L7 L5 L7 L3 L4 L7 L5 R1 L5

Book: The Fiddle Music of Scotland  
 Source: The Fiddle Music of Scotland  
 Transcription: Transcription, chords:Mike Long

>>

# Major Mole

Reel

(Scotland)

The image shows a musical score for a reel titled 'Major Mole' from Scotland. It consists of two staves of music in treble clef, 4/4 time. The first staff contains the first 12 measures, and the second staff contains the next 12 measures. Above the notes are chord symbols: Am, F, Am, G, Am, C, G, Em, Am, F, Am, G on the first staff; and Am, F, G, Am, F, Am, G, Am, C, G, Em on the second staff. Below the notes are detailed fingering instructions using letters L (left hand), R (right hand), and numbers 1-5, along with arrows indicating up and down strokes.

Book: Kerr's Second p9

Kerr's First p19 as a Scottiche

Source: Kerr's Second

Transcription: Transcription, chords:Mike Long

>>

# Malts on the optics

Reel

Hamish Moore

The image shows a musical score for a reel titled "Malts on the optics" by Hamish Moore. It consists of two staves of music in the key of D major (one sharp) and common time (C). The first staff contains four measures of music, and the second staff contains four measures. Chords are indicated above the notes, and fingering instructions (letters for fingers and arrows for direction) are provided below the notes.

**Staff 1:**

- Measure 1: Chord Bm. Fingering: R1 (up), L9 (down), R6 (up), L9 (down), L9 (down), R6 (up), L10 (up), R2a (down).
- Measure 2: Chord Bm. Fingering: R1 (up), L9 (down), R6 (up), L9 (down), R1 (up), L10 (down), R2a (down), L5 (up).
- Measure 3: Chord Bm. Fingering: R1 (up), L9 (down), R6 (up), L9 (down), L9 (down), R6 (up), L10 (up), R2a (down).
- Measure 4: Chord G. Fingering: L10 (down), R2a (down), R1 (up), L10 (down), R2a (down), L5 (down), R1 (up), R2a (down).

**Staff 2:**

- Measure 1: Chord Bm. Fingering: L9 (down), R6 (up), R6 (up), L10 (up), R6 (up), L10 (up), R6 (up).
- Measure 2: Chord Bm. Fingering: R6 (up), L10 (up), R6 (up), R6 (up), L10 (up), L10 (up), R1 (up).
- Measure 3: Chord Bm. Fingering: L9 (down), R6 (up), R6 (up), L10 (up), R6 (up), L10 (up), R6 (up).
- Measure 4: Chord G. Fingering: R6 (down), L5 (down), R1 (up), L10 (down), R2a (down), L5 (down), R1 (up), R2a (down).

Source: George

Transcription: Transcription, chords: Mike Long

>>

# The mill burn

Reel

(Scotland)

The musical score for 'The mill burn' is presented in two staves. The first staff begins with a treble clef, a key signature of two sharps (F# and C#), and a common time signature (C). The melody is written in eighth notes. Above the staff, the notes are labeled with letters: A, E, D, E, A, D, E, A, A, D, E. Below the staff, fingerings and bowings are indicated by letters (L, R, L5, L8, L10, R1, R2a, R6, R7, R3a) and arrows (↑, ↓). The second staff continues the melody with similar notation and labels: A, D, A, A, D, E, A, D, E, A. The piece concludes with a double bar line.

Book: Kerr's Third p11

Source: Kerr's Third p11

Transcription: Transcription, chords:Mike Long

>>



# Miss Dumbreck

Reel

(Scotland)

The musical score for 'Miss Dumbreck' is presented in three staves, each with a treble clef and a key signature of one sharp (F#). The time signature is common time (C). The music is a reel, characterized by its 8-measure structure. Above the notes, chords are indicated: A, A, D, A, E, A on the first staff; D, E, A, E (B) on the second staff; and E, A, D, E on the third staff. Below the notes, detailed fingerings are provided using letters L (left hand) and R (right hand) with numbers 1-5 and 'a' for the thumb. Arrows indicate the direction of finger movement: up for ascending and down for descending. The score concludes with a double bar line and a right-pointing arrow (>>).

Book: Kerr's First p13

Source: Kerr's First p13

Transcription: Transcription, chords:Mike Long

# Miss McLean

Reel

(Scotland)

The image shows a musical score for the reel 'Miss McLean'. It consists of two staves of music in G minor, 2/4 time. The first staff contains the first 10 measures, and the second staff contains the remaining 10 measures. Chords are indicated above the notes, and fingerings are indicated by letters (L, R) and numbers (1-5) with arrows showing the direction of the finger movement.

**Staff 1 Chords:** Gm, F, Gm, Bb, F, Gm, Gm, F

**Staff 2 Chords:** Gm, Bb, F, Gm, Gm, F, Gm, Bb, F, Gm

Book: Kerr's Third p21

Source: Kerr's Third

Transcription: Transcription, chords: Mike Long

>>

# Miss Ratray

Reel

(Scotland)

D G A D G A D D G A

L10 L5 L3 L5  
↓ L8 L7 L7  
↑ ↑ ↑ ↑ ↑ ↑

R1 L10 L10 R2a R1  
↑ ↑ L10 ↓ L5 R2a  
↑ ↓

L10 L5 L3 R6  
↓ L8 L7 L3  
↑ ↓ ↑ ↑ ↑ ↓

R6 L10 L10 L10 R1  
↑ ↓ ↑ R2a ↓ L8 R2a  
↓ ↓

L10 L5 L3 L5  
↓ L8 L7 L7  
↑ ↑ ↑ ↑ ↑ ↑

R1 L10 L10 R2a R1  
↑ ↑ L10 ↓ L5 R2a  
↑ ↓

D G A D D Em A D

L10 L10 R1 L5 L5 L5  
↓ R2a L8 ↑ ↓ ↓ ↓

L7 L3 L4 L7 L3 L7 L5  
↑ ↑ ↓ ↑ ↑ ↑ ↑

R2 L10 R6 R7 R6 L10  
↑ ↑ R6 ↓ ↑ ↑ ↓ L8  
↑

L5 R1 L10 R2a L5 R2  
↓ ↑ ↑ L10 ↓ L5 ↑ ↓

R6 R6 R7 R6 L10 L7 L5  
↑ ↓ ↑ ↓ ↓ L8 ↑ ↑  
↑

G A D D Em A D G A D

L5 R1 L10 L10 L10  
↓ ↑ ↑ R2a ↓ R2a L10  
↓ ↓ ↓ ↑

R6 R6 R7 R6 L10 L7 L5  
↑ ↓ ↑ ↑ ↓ L8 ↑ ↑  
↑

L5 R1 L10 R2a L5 R2  
↓ ↑ ↑ L10 ↓ L5 ↑ ↓  
↓

R6 L10 L10 R7 R6 R7 R6  
↑ ↓ R6 ↑ ↑ ↑ ↓ ↓  
↓

R6 L10 R2a L10 R1 R2a  
↑ ↓ L10 ↓ L8 ↑ ↓  
↑

>>

Book: Jerry Holland's collection

Skye collection

Athole collection

Source: Richard Darsie's web page

Transcription: Transcription, chords: Mike Long



# The moving bog

Reel

(Scotland)

The musical score for 'The moving bog' is presented in two staves. The first staff begins with a treble clef, a key signature of two sharps (F# and C#), and a common time signature (C). Above the staff, chords are indicated: D, D, A, G, followed by a first ending bracket containing G and A, a second ending bracket containing A and D, and finally D. Below the staff, fingerings are marked with letters L (left hand) and R (right hand) and numbers 1-5, with arrows indicating the direction of the stroke (up or down). The second staff continues the melody with chords G, D, A, D, D, G, D, A, D. Fingerings are similarly marked below the staff.

Book: Kerr's Fourth

Source: Kerr's Fourth

Transcription: Transcription, chords: Mike Long

>>

# Mrs Dundas of Arniston

Reel

Wm. Gow (Scotland)

The image shows a musical score for a reel. It consists of two staves of music in treble clef, 4/4 time. The first staff contains the first 12 measures, and the second staff contains the next 12 measures. Above the first staff, the following chords are written: C, G, F, C, F, C, G, C, C, G, F, Em. Below the first staff, there are two rows of fingering instructions: the first row contains L5, L9 L9, L10 L5, L5, L4 L5 L4 L4, L4 L5 L5 L4 L4, L4 L3 L2 L3, R3, L10 L10, R1 L10, L5 R3, L5 R1; the second row contains arrows indicating finger movements: ↓, ↑ ↑ L10 ↓, R1 R1, ↑ L4, ↑ ↓ ↓ L3, ↑ L4 ↓ ↓ L3, ↑ ↑ L3 ↓, ↑, ↑ R6 L9 ↑ ↓ R6, ↑ L9 ↓, ↑ L10 ↑. Above the second staff, the following chords are written: F, C, F, G, C, C, G, F, Em, F, C, G, C. Below the second staff, there are two rows of fingering instructions: the first row contains L4 R2, L4 L5 L10, R3 L9 R1 L9 R3, L10 L10, R1 L10 L9, L5 R3, L5 R1 L8, L4 R2, L4 L5 L4, L4 L3 L2 L3; the second row contains arrows: ↑ L5 L4 ↓ ↓ L9, ↑ L10 ↑ ↑ ↑, ↑ R6 L9 ↑ ↓ R6, ↑ L9 L5 ↓ ↑ L10, ↑ L5 L4 ↓ ↓ R1, ↑ ↑ L3 ↓.

Book: Fiddle Music of Scotland

Kerr's Second p13

Source: Kerr's Second p13

Transcription: Transcription, chords:Mike Long

>>

# The new-rigged ship

Reel

(Scotland, USA)

The musical score consists of two staves of music in the key of D major (two sharps) and 4/4 time. The first staff contains the first two measures of the piece, with chords Am/A, G, D, A, G, A, and (E). The second staff contains the remaining measures, with chords A, G, A, Am, G, Am, (Em), Am, G, and Am. Fretting diagrams are provided below each note, using letters L (left hand) and R (right hand) with numbers 1-5 to indicate fingerings. Arrows indicate the direction of finger movement.

Book: R. Robinsons tunebook

Source: My arrangement from various sources

Transcription: Transcription, arrangement, chords:Mike Long

>>

# The old grey cat

Reel

(Scotland)

The image shows a musical score for a reel titled "The old grey cat" from Scotland. It consists of two staves of music in the key of D major (one sharp) and 2/4 time. The first staff contains the first line of music, and the second staff contains the second line, which includes a repeat sign. Above the notes are chord symbols: Em, D, Em, D, Bm on the first staff, and Em, Em, D, Em, D, Bm, Em on the second staff. Below the notes are detailed fingering instructions using letters L (left hand), R (right hand), and numbers 1-5, along with arrows indicating the direction of finger movement.

Book: Kerr's First p28- almost exactly this version...

Source: Nottingham Music Database

Leslie Dolmen, via EF

Transcription: Transcription:?, slight arr., Chords:Mike Long

>>



# The Peerie house ahint the burn

Reel

(Shetland Islands)

The musical score is presented in four staves. Each staff contains a line of music with chord symbols above it and a corresponding line of fingering instructions below it. The chords used are G, C, and D. The fingering system uses letters L (left hand) and R (right hand) followed by numbers 1-10, with arrows indicating the direction of finger movement (up or down).

Staff 1: Chords G, C, G, D, G, C. Fingering: L10 ↓ R1 ↑, L5 L5 L9 R1 ↓ ↑ R1 L10 L5 ↓ ↑ ↑ ↓ ↓ ↓, R6 R6 L10 L10 ↓ ↑ R6 ↓ L9 ↑, R1 L5 L10 L5 L5 ↓ ↑ R1 L9 R1 ↓ ↑ ↑ ↑ ↑ ↓, L5 R1 L5 L3 ↓ ↑ L5 L4 ↑, L5 L5 L9 R1 ↓ ↑ R1 L10 L5 ↓ ↑ R6 ↓ L9 ↑, R6 R6 L10 L10 ↓ ↑ R6 ↓ L9 ↑.

Staff 2: Chords G, D, G, D, G, C, G, D. Fingering: R1 L5 R1 L10 L9 L5 L7 L5 ↓ ↑ ↓ ↓ ↓ ↑ ↑ ↑ ↑ ↑, L5 L5 L5 R2 ↓ ↓ ↓ ↑, R6 L10 R6 R7 R6 L10 ↓ ↑ R6 ↓ ↑ ↑ ↓ ↓, R6 R6 R6 L10 L10 ↓ ↑ ↓ ↑ ↓ L9 ↑, R1 L5 R1 L10 L5 R1 L5 ↓ ↑ ↓ ↓ L9 ↑, L5 R1 L5 L5 L4 L3 ↓ ↑ ↓ ↓ ↓ ↑.

Staff 3: Chords G, C, G, D, G, D, G, C. Fingering: L10 R6 R6 R7 R6 L10 ↓ L10 ↓ ↑ ↑ ↓ ↓, R6 R6 R6 L10 L10 ↓ ↑ ↓ ↑ ↓ L9 ↑, R1 L5 R1 L10 L9 L5 L7 L5 ↓ ↑ ↓ ↓ ↑ ↑ ↑ ↑ ↑, L5 L5 L5 R6 ↓ ↓ ↓ ↓ ↓, R6 L10 R6 R7 R6 L10 ↓ ↑ R6 ↓ ↑ ↑ ↓ ↓, R6 R6 R6 L10 L10 ↓ ↑ ↓ ↓ ↓ L9 ↑.

Staff 4: Chords G, D, G, C, G, D, G. Fingering: R1 L5 R1 L10 L5 R1 L5 ↓ ↑ ↓ ↓ L9 ↑, L5 R1 L5 L5 L4 L3 ↓ ↑ ↑ ↑ ↓ ↓ ↑, L5 L5 R1 L9 L10 L5 ↓ ↑ ↑ ↑ ↓ R1 ↓, R6 R6 R6 L10 L10 ↓ ↑ ↓ ↓ ↓ L9 ↑, R1 L5 R1 L10 L9 L5 L7 L5 ↓ ↑ ↓ ↓ ↓ ↑ ↑ ↑ ↑ ↑, L5 L5 L5 ↓ ↓ ↓ ↓ ↓.

>>

Book: Robin Williamson p46

Source: Richard Robinson's web page/abc file

Transcription: ReTranscription, arrangement, chords:Mike Long

# Petronella

Reel

(Scotland, England, USA)

The musical score for 'Petronella' is presented in three staves. Each staff includes a treble clef, a key signature of one sharp (F#), and a common time signature (C). The music is a reel, characterized by its 2/4 time signature and continuous eighth-note patterns. Fingerings are indicated by numbers 1-5 for the left hand (L) and 1-5 for the right hand (R), with 'a' and 's' denoting alternate and slap techniques. Chords are indicated by letters D, A, G above the staff. The score includes repeat signs and a final double bar line with a repeat sign.

**Staff 1:** Chords: D A D A D A D. Fingerings: L10 ↓ L8 ↑, L7 ↑ L5 ↑ L7 ↑ L4 ↓ L5 ↑ L7 ↑, L3 ↑ L3 ↑ L3 ↑ L7 ↑ L8 ↑, L10 ↓ R2a ↓ L10 ↓ L10 ↓, R2a ↓ R1 ↓ R2a ↓ R2 ↓ L5 ↑, L7 ↑ L5 ↑ L7 ↑ L4 ↓ L5 ↑ L7 ↑, L3 ↑ L3 ↑ L3 ↑ L7 ↑ L8 ↑.

**Staff 2:** Chords: D A D D G A. Fingerings: L10 ↓ R2a ↓ L10 ↑ R2a ↓, L10 ↓ L10 ↓, L10 ↓ L8 ↑, L7 ↑ R6 ↑ L10 ↑ L8 ↑, R7 ↑ R6 ↑, R6 ↓ R6 ↓ R6 ↓, L10 ↓ L10 ↓ R2a ↓, L8 ↑ R1 ↑, L10 ↑ R2a ↑ R6 ↓ L10 ↓.

**Staff 3:** Chords: D A D G A D. Fingerings: R6 ↑ R6 ↑ L10 ↓ L8 ↑ L10 ↓ L8 ↑ L7 ↑, L3 ↑ R6 ↑ L10 ↑ L8 ↑, R7 ↑ R6 ↑, R6 ↓ R6 ↓ R6 ↓, L10 ↓ L10 ↓ R2a ↓ R1 ↓, L8 ↑ L10 ↓ R2a ↓ L5 ↓ R6 ↓ L10 ↓ R2a ↓, L10 ↓ L10 ↓.

>>

Book: NE Fiddlers  
 Kerr's First p22  
 Kerr's First p22  
 Transcription: Transcription, chords:Mike Long

# The Pitnacree ferryman

Reel

(Scotland)

**Staff 1:** D D G D G A  
 R6 R7 L5 L5 L5 L5 R6 L10 L10 L10 R6 L10 R6 L10 R1 R1 R3a R7 L5 L5 L5 L5 R6 L10 L10 L10 R6 L10 L10 R1 L5 L5 L5 L5

**Staff 2:** D A G D G A  
 R1 L5 L7 L5 R1 L10 L10 R6 L10 L10 L10 R6 L10 L10 L10 R1 L10 L8 L7 L5 R1 L10 L10 R6 L10 R6 L10 L10 R1 L5 L5 L5 L5 R1

**Staff 3:** D A G D G/E A  
 L5 L7 L5 R1 L10 L10 R6 L10 L10 L10 R6 L10 L10 L10 R1 L10 L8 L7 L5 R1 L10 L10 R6 R7 L10 R6 L10 R1 L5 L5 L5 L5

>>

Book: Kerrs First p11

Source: Kerrs First p11

Transcription: Transcription, chords:Mike Long

# Prince Charlie

Reel

(Scotland)

Em (G) D Em G D Em Em (G) D

L7 L4 L4 R1 R1 L10 L5 L3 L7 L4 L4 R1 R1 L10 L5 L5 L4 L7 L4 L4 R1 R1 L10 L5 L3 L7

Em G D Em Em D Em G

L4 L7 L5 L5 R1 R1 R3 R6 L10 L10 L10 L10 R1 L10 R1 L10 R6 L10 R3 R6 R7 R7 R6 R6 L10 R6 L10 R1 L10 R6 L10 R3

D Em Em D G D Em

R7 R6 R7 R6 L10 L10 L10 R1 L10 R1 L10 R6 L10 R3 R6 L10 L5 L7 L4 L3 R6 R6 L10 R3 L5 R6 L5 R2 L7 L10 L7 L4 L4

>>

Book: Kerr's First p6

Fraser's "Airs and Melodies..." n191

Source: Kerr's First p6

Transcription: Transcription, chords:Mike Long

# Puirt-a-beul

Reel

The image shows two staves of musical notation for the reel 'Puirt-a-beul'. The key signature is one sharp (F#) and the time signature is common time (C). The first staff contains the first five measures, with chords A, G, A, G, and A indicated above the notes. The second staff contains the next five measures, with chords A, Em, G, Am, G, Em, and Am indicated above the notes. Below the notes are detailed fingerings for the left hand (L) and right hand (R), including specific finger numbers (1-5) and directions (up/down).

Source: SF Scottish Fiddlers Handout  
 Transcription: Transcription, chords:Mike Long

>>



# The St. Kilda wedding

Reel

(Scotland)

The musical score is presented in three staves, each with a treble clef and a key signature of two sharps (F# and C#). The time signature is common time (C). Above the notes, chords are indicated by letters: A, E, D, A, D, A, E, D, A, D, A, D, A, A, E, A, D, A, A, E. Below the notes, specific fingerings are provided using letters L (left hand) and R (right hand) with numbers 1-5, and arrows indicating the direction of the stroke (up or down). For example, the first staff begins with 'L5 L5 L5 L5 R2a R2a' and 'R1 R1 R2a L7 L4 L7'. The second staff continues with 'R1 R1 R2a L7 L4 L7 L5 L5 L5 L5 R2a R2a'. The third staff concludes with 'R2a R6 R7 R3a R7 L10 R2a R1 L7 L5 R7 R3a L10 R7 R6 R3a R3a R6 L10 R2a R6 R7 R3a R7 L10 R4 R1 L7'. The score ends with a double bar line and a right-pointing arrow '>>'.

Book: Fraser's "Airs and Melodies..." n7  
 Source: Fraser's "Airs and Melodies..."  
 Transcription: Transcription, chords:Mike Long





# Sister Jean

Reel

(Shetland Islands)

**Staff 1:** D G D D A | 1 A G | 2 G  
 L5 R1 L10 R6 R6 L10 R6 R6 L10 R6 R6 R6 L10 R6 L10 L10 L10 L10 L10 L10 R6 R6  
 ↑ ↑ ↓ L10 ↑ ↓ ↓ ↓ ↑ ↑ ↓ ↑ ↑ R6 ↓ ↑ R2a ↑ ↓ ↓ L10 R1 ↑ ↓ ↓ L10 ↓ ↑ ↑

**Staff 2:** D G D D A | 1 A G | 2 G  
 R7 L5 L5 L7 L5 R2 R1 L5 L5 R6 R6 L10 R6 L10 L10 L10 L10 L10 R6 R6 L10 L10 L10  
 ↑ ↑ ↑ ↑ ↑ ↑ ↑ ↓ ↑ ↓ ↑ ↑ R6 ↓ ↑ R2a ↑ ↓ ↓ L10 ↓ ↑ ↑ L10 L10 L10

Source: Richard Robinson

Transcription: Transcription:Richard Robinson(?), Chords:Mike Long

>>



# Spey in space

Reel

J. Scott Skinner (Scotland)

The musical score for 'Spey in space' is presented in three staves. The key signature is D major (two sharps) and the time signature is common time (C). The first staff begins with a D chord and contains two measures of music, each with a triplet of eighth notes. The second staff starts with a G chord and includes two first endings, each marked with a '1' and '2' above the staff. The third staff concludes with an A chord and a final D chord. Chord changes are indicated by letters (D, Em, A, G) above the staff. Fingering instructions are provided below the notes, using letters L1-L10 and R1-R7 for the left and right hands, with arrows indicating the direction of finger movement. Some notes are marked with a tilde (~) to indicate a grace note or a specific articulation.

>>

Book: Jerry Holland's collection p36  
 Source: Jerry Holland's collection  
 Discography: Natalie MacMaster ??  
 Transcription: Transcription:?, Chords:Mike Long



# Tail toddle

Reel

(Scotland)

The musical score for 'Tail toddle' is written in D major (one sharp) and 2/4 time. It consists of two staves of music. The first staff contains the first eight measures, and the second staff contains the remaining four measures. Chords are indicated above the notes, and fingerings are indicated below the notes with arrows pointing up (↑) or down (↓).

**Staff 1:**

- Measure 1: D (L5 ↑)
- Measure 2: G (R2 ↑)
- Measure 3: D (R6 ↑), A (L10 ↓), R6 (R6 ↓)
- Measure 4: D (R6 ↑), A (L10 ↓)
- Measure 5: D (L10 ↓), G (R6 ↑), G (L10 ↓)
- Measure 6: D (L10 ↓), G (R6 ↑), G (L10 ↓)
- Measure 7: G (L10 ↓), A (R6 ↑), A (R7 ↑)
- Measure 8: A (L10 ↓), R2a (R2a ↓), L5 (L5 ↑)

**Staff 2:**

- Measure 9: G (R6 ↓), G (L10 ↓), A (R1 ↑), R1 (R1 ↑), R3 (R3 ↓), L10 (L10 ↓), R1 (R1 ↑)
- Measure 10: G (R3 ↓), G (L10 ↓), A (R1 ↑), R1 (R1 ↑), R2a (R2a ↓), L5 (L5 ↑)
- Measure 11: G (R6 ↓), G (L10 ↓), A (R1 ↑), R1 (R1 ↑), R3 (R3 ↓), L10 (L10 ↓), R1 (R1 ↑)
- Measure 12: A (L5 ↑), (D) (L5 ↑), A (L5 ↑), R7 (R7 ↑), R6 (R6 ↑), L10 (L10 ↓), R2a (R2a ↓), L5 (L5 ↑)

Book: Kerr's Fourth p10

Source: Kerr's Fourth p10

Transcription: Transcription, chords:Mike Long

>>

# The wedding ring

## Mrs. Nicol's fancy

Reel

(Scotland)

The image shows a musical score for a reel in G minor, 4/4 time. It consists of two staves of music. Above the first staff are chords: Bb, Bb, F, Bb, Dm, Gm, Gm, F. Above the second staff are chords: Gm, Dm, Gm, Gm, F, Gm, Bb, Dm, Gm. Below the notes are guitar tablature instructions using letters L (left hand) and R (right hand) with numbers 1-10 and arrows indicating fretting and picking directions.

Book: Kerr's Third p21

Fraser's "Airs and Melodies..." n17 (= Kerr's)

Source: Kerr's Third p21

Transcription: Transcription, chords: Mike Long

>>

# Wooden whale

Reel

Alisdair Fraser (Scotland)

**System 1:** Chords: Bm, A, F#m, A, Bm. Fingerings: R6 L10 L9 R6 R6 L10, R6 R7 L10 R7 R6 L10, L10 R2a L8 L10 L10, R6 R6 L10 R6 L10 L5, R6 L10 L9 R6 R6 L10.

**System 2:** Chords: Bm, A, F#m, 1 A Bm, 2 A Bm. Fingerings: R6 R7 L10 R7 R6 L10, R6 L10 R1 L5 R1 R2a, R6 R7 L10 R6 L9 R1 L10, R6 R7 R7 L10 R2a R6 R1 R1.

**System 3:** Chords: Bm, A, F#m, A. Fingerings: R1 R7 R7 R6 L10 R6, L9 R6 R6 L10 R6 R7 L10 R6, L10 R2a L10 L8 L10 R2a L10, R6 R6 R7 L10 R2a R6 L10 R2a L5.

**System 4:** Chords: Bm, A, F#m, 1 A Bm, 2 A (Bm). Fingerings: R1 R7 R6 R6 L9 R6 R6 L10, R7 L10 L5 R1 L10, R6 L10 R6 L9 R1, R6 L10 R6 L9 R1.

>>

Source: SF Scottish Fiddlers handout  
 Transcription: Transcription, chords:Mike Long





# Alec Dan MacIsaac's

## Strathspey

Am G Am G Am G C G Em

L5 L5 L5 R1 L5 L5 R1 L5 R1 L5 R2 L9 L5 R1 L5 L5 R1 L5 L5 L10 L9 L5 R1 L5 L5 L4

C G Em Am C G Am Em

R7 R6 L10 R6 L10 L10 R3 L10 L10 R6 R7 R7 R7 L10 R6 L10 L10 L5 L5 R1 L10 L9 L5 R1 L5 L5 L5 L4

C G Em Am G Am G Em

R7 R6 L10 R6 L10 L10 R3 L10 L10 R6 R7 R7 R7 L10 R6 R7 L10 L5 L5 R1 L10 L9 L5 R1 L5 L5 L5 L4

>>

Book: Jerry Holland's collection of fiddle tunes  
 Source: Jerry Holland's collection of fiddle tunes  
 Transcription: Transcription, chords:Mike Long

# The Athole cummers

Highland Schottische  
Highland schottische

(Scotland)

The image shows a musical score for 'The Athole cummers' in 2/4 time. It consists of two staves of music. The first staff has six measures with chords Am, Am, G, Am, C, and G. The second staff has six measures with chords Am, Am, G, Am, G, and C. Fretting instructions are provided below the notes, using letters L (left hand) and R (right hand) with numbers 1-10 and arrows indicating finger direction.

**Staff 1:**

- Measure 1: Am (L5, L5, L5, L5, L5, L9, L10, L9)
- Measure 2: Am (L5, L5, L5, L5, R1, L5, R2, R1)
- Measure 3: G (L5, L5, L5, L5, L5, L9, L10, L9)
- Measure 4: Am (L10, L10, L10, R6, L10, L10, L9, L5, R2, R1)
- Measure 5: C (L10, L10, L10, R6, L10, L10, L9, L5, R2, R1)
- Measure 6: G (L10, L10, L10, R6, L10, L10, L9, L5, R2, R1)

**Staff 2:**

- Measure 1: Am (L10, L8, L10, L10, L8, L5, L10, L8, L10, L10, R1, L5, L5, R6)
- Measure 2: Am (L10, L8, L10, L10, R1, L5, L5, R6)
- Measure 3: G (L10, L8, L10, R6, R7, R7, R6, R6, L10, R6, L10, L5, L5, R6)
- Measure 4: Am (L10, L8, L10, R6, R7, R7, R6, R6, L10, R6, L10, L5, L5, R6)
- Measure 5: G (L10, L8, L10, R6, R7, R7, R6, R6, L10, R6, L10, L5, L5, R6)
- Measure 6: C (L10, L8, L10, R6, R7, R7, R6, R6, L10, R6, L10, L5, L5, R6)

Book: Kerr's Third p24  
Source: Kerr's Third p24  
Transcription: Transcription, chords:Mike Long

>>

# Betty's apron

Strathspey

(Scotland)

Am Am C F E

L6 L6 L3 L3 L3 L3 L4 L5 L9 R1 L5 L4 L6 L6 L3 L3 L3 L4 L4 L3 L4 L3 L2 L4

Am Dm Am G F E

L6 L6 L3 L3 L3 L3 L4 L5 L9 R1 L5 L9 L10 L10 L10 L10 L9 L5 L9 L10 L9 R1 L9 R1 L8 L5a R1 L10

Am Am G Am G G F G

L10 R7 R7 R6 L10 R7 R6 L10 L10 L10 R1 L5 R2 L10 R6 L10 R6 R6 L10 L10 R1 L9 R1 L5 L5 R3

Am Am G Am Dm Am E Am

L10 R7 R7 R6 L10 R7 R6 L10 L10 L10 R1 L5 L9 L10 L10 L10 L9 L10 R7 L10 L10 R1 L5

>>

Book: Kerr's Fourth

Source: Kerr's Fourth

Transcription: Transcription, chords: Mike Long

# Bog an Lochan

Strathspey

(Cape Breton)

Em Em D Em 1 G D

L7 L4 L4 L4 L4 L7 L7 L4 L4 L4 L7 L3 L5 L7 L4 L4 L4 L4 L7 L5 R1 L10 L8 L10 L7 L3 L7

2 G D Em Em D Em D

R1 L10 L8 L10 L7 L3 L10 R1 L4 R1 L5 L4 L4 L10 R1 L4 R1 L5 L7 L3 L3 L10 R1 L4 R1 L5 R2 L10 L10

1 G D 2 G D Em Em D

L10 R2a L5 R2 L5 L3 L3 L10 L10 R2a L5 R2 L5 L3 L3 R6 L10 L10 L10 R6 R6 L10 L10 L10 R6 L10 R6

Em C D Em Em D

L10 L10 L10 L10 R6 R7 R6 R6 L10 R7 L10 L10 L10 R7 R6 R6 L10 L10 L10 R7 L10 R6 L10 R7 L10 L10 R6 R6 R7 R6

Em D G D Em Em D

R6 L10 R7 L10 L10 L10 L10 R2a L5 R2 L5 L3 L3 L10 R1 L4 R1 L5 L4 L10 R1 L4 R1 L5 L7 L3 L3 L10

Em D 1 G D 2 G D

R1 L4 R1 L5 R2 L10 L10 L10 R2a L5 R2 L5 L7 L3 L3 L10 L10 R2a L5 R2 L5 L7 L3 L3

>>

Source: Sandy MacIntyre  
wilmac~1.abc  
San Francisco Scottish Fiddlers handout  
Transcription: Transcription, chords:Mike Long

>>

# Bonnie Charlie

Strathspey

(Scotland)

The musical score for 'Bonnie Charlie' is presented in two staves. The first staff contains the first eight measures, and the second staff contains the final four measures. The key signature is one sharp (F#) and the time signature is 4/4. Chords are indicated above the notes, and fingerings are indicated by numbers 1-5 with arrows showing the direction of the finger movement.

**Staff 1:**

- Measure 1: G (L5 ↓, L5 ↑, R1 ↑, L5 ↓, L4 ↓, L5 ↓, L3 ↑)
- Measure 2: C (L10 ↓, L10 ↑, L10 ↓)
- Measure 3: G (R1 ↑, R1 ↑, L5 ↑, L5 ↑, R1 ↑)
- Measure 4: D (L5 ↓, L5 ↑, R1 ↑, L5 ↓, L4 ↓, L5 ↓, L3 ↑)
- Measure 5: G (L10 ↓, L10 ↑, L10 ↓)
- Measure 6: C (L10 ↓, L10 ↑, L10 ↓)
- Measure 7: G (R1 ↑, L5 ↑, L5 ↓)
- Measure 8: D G (L5 ↓, L5 ↑, R1 ↑, L5 ↓, L4 ↓, L5 ↓, L3 ↑)

**Staff 2:**

- Measure 9: G (R1 ↑, L10 ↓, L10 ↓, L10 ↓, L10 ↓, L10 ↓, L10 ↓)
- Measure 10: G (R6 ↓, R6 ↑, L10 ↓, L10 ↓, L10 ↓, L9 ↓, R1 ↑, L5 ↑, R1 ↑)
- Measure 11: C (L5 ↓, L5 ↑, R1 ↑, L5 ↓, L4 ↓, L5 ↓, L3 ↑)
- Measure 12: C (L9 ↓, L10 ↓, L10 ↓, R1 ↑, L5 ↑, L5 ↓)
- Measure 13: G (L5 ↓, L5 ↑, R1 ↑, L5 ↓, L4 ↓, L5 ↓, L3 ↑)
- Measure 14: D G (L9 ↓, L10 ↓, L10 ↓, R1 ↑, L5 ↑, L5 ↓)

Book: Kerr's Fourth p16

Kerr's Third p11 up in A

Source: Kerr's Fourth p16

Transcription: Transcription, chords:Mike Long

>>

# The braes of Mar

## The Devil's dead

Highland Schottische  
Highland schottische

(Scotland)

The musical score is written in D major (one sharp) and 4/4 time. It consists of five systems of music. Each system begins with a treble clef and a key signature of one sharp (F#). The chords are indicated above the staff: D, G, D, G D A D, D, G D A D, A G D G D A D, D G D G D A D, and D A G D D A D. Below the staff, the fingerings are indicated with numbers 1-5 and letters L (left hand) and R (right hand) with arrows showing the direction of the stroke.

>>

Book: Kerr's First p19- two part...  
Source: SF Scottish Fiddlers handout  
Transcription: Transcription, chords:Mike Long

# Captain Campbell

Strathspey

(Scotland)

The musical score is presented in three systems, each with a treble clef and a 4/4 time signature. The chords and fingerings are as follows:

- System 1:** Chords: Am, G, Am, G, Am. Fingerings: L5 ↓, L4 ↓, L5 ↑, L5 ↑, R1 ↑, L9 ↑, L5 R1 ↑, L5 ↓, L3 L5 ↑, L5 ↓, L5 R1 ↑, L9 R1 ↑, L5 ↓, L4 ↓, L5 ↑, L5 ↑, R1 ↑, R1 ↑, L10 ↑, L10 ↓, R3 ↓, R1 ↑, L5 ↑, L5 ↑.
- System 2:** Chords: Am, G, Am, G, Am. Fingerings: R1 ↑, L5 ↑, R7 ↑, R7 ↑, R6 L10 ↓, L10 ↓, L10 ↓, L10 ↓, L10 ↓, L9 R1 ↑, L5 L5 R1 ↑, L5 ↑, R7 ↑, R7 ↑, R6 L10 ↓, L10 ↓, L10 ↓, L10 ↓, R3 ↓, R1 ↑, L5 ↑, L5 R1 ↑.
- System 3:** Chords: Am, G, Am/C, G, Am, G, Am. Fingerings: L5 ↑, R7 ↑, R7 ↑, R6 L10 ↓, L10 ↓, L10 ↓, L10 ↓, L10 ↓, L9 R1 ↑, L5 L5 R1 ↑, L9 ↑, L5 ↑, R2 ↑, R1 ↑, L10 ↑, L10 ↓, L10 ↓, L10 ↓, R3 ↓, R1 ↑, L5 ↑, L5 ↑.

>>

Book: Kerr's First p9

Source: Kerr's First p9

Transcription: Transcription, chords:Mike Long



# Captain MacKenzie

## MacKenzie's Rant

Strathspey

(Scotland)

The image shows two staves of musical notation for 'MacKenzie's Rant'. The first staff contains the first line of music, and the second staff contains the second line. Chords are indicated above the notes: Am, G, Am, Am, G, Am. Fingerings are indicated by numbers 1-5 and letters L (left) and R (right) with arrows pointing up or down. The first staff has chords Am, G, Am, Am, G, Am. The second staff has chords Am, G, Am, Am (C), Am, G, Am. The notation includes various note values such as quarter, eighth, and sixteenth notes, as well as rests.

Book: Kerr's Second p9

Kerr's Fourth p17

Source: Kerr's Fourth

Transcription: Transcription, chords:Mike Long

>>

# The Clachan

Strathspey

(Scotland)

D G D A D G A D

L5 R6 L5 R1 R3 R1 L5 R6 L10 R2a L10 L10 L8 R6 L5 R1 R3 R1 L5 R1 L5 L5 L7 L10 L10

D G D A D G 1 A D 2 A G D G

R7 R6 L10 R1 L10 R7 R7 R6 L10 R2a L10 L8 L5 R6 L5 R1 R1 R3 R1 L5 R1 L5 L7 L10 L10 L8 R1 L5 L7 L3 R6 L10 R1

Book: Kerr's Fourth p10

Source: Kerr's Fourth p10

Transcription: Transcription, chords:Mike Long

>>

# Cutting ferns

## The weary maid

Strathspey

(Scotland)

The musical score consists of three systems, each with a treble clef staff and a 4/4 time signature. The chords and fingerings are as follows:

**System 1:** Am G (Em) Am G Em G Am  
 Chords: Am, G, (Em), Am, G, Em, G, Am  
 Fingerings: R1 ↑, L5 ↑, L5 ↑, R7 ↑, R6 ↓, L10 ↓, R6 ↓; L10 ↑, L10 ↓, R1 ↓, L5 ↑, L5 ↓, L5 ↑, R1 ↓, L5 ↓; L5 ↑, L5 ↓, R7 ↑, R6 ↓, L10 ↓, R6 ↓; L10 ↑, L10 ↓, R1 ↓, R3 ↓, R1 ↓, L5 ↑, L5 ↓

**System 2:** Am G (Em) Am G Em G Am  
 Chords: Am, G, (Em), Am, G, Em, G, Am  
 Fingerings: R6 ↓, L10 ↑, L10 ↓, R1 ↓, L5 ↑, L5 ↓, L5 ↑, R1 ↓, L5 ↓; R2 ↓, L10 ↓, R1 ↓, L5 ↑, R1 ↓, R1 ↓, R3 ↓; L10 ↑, L10 ↓, R1 ↓, L5 ↑, L5 ↓, L5 ↑, R1 ↓, L10 ↓; L10 ↑, L10 ↓, R6 ↓, L9 ↓, L5 ↑, L5 ↓

**System 3:** Am G (Em) Am G Em G Am  
 Chords: Am, G, (Em), Am, G, Em, G, Am  
 Fingerings: R6 ↓, L10 ↑, L10 ↓, R1 ↓, L5 ↑, L5 ↓, L5 ↑, R1 ↓, L5 ↓; R2 ↓, L10 ↓, R1 ↓, L5 ↑, R1 ↓, R1 ↓, R3 ↓; L10 ↑, L10 ↓, R1 ↓, L5 ↑, L5 ↓, L5 ↑, R1 ↓, L10 ↓; L10 ↑, L10 ↓, R6 ↓, L9 ↓, L5 ↑, L5 ↓

>>

Book: Kerr's First p18

O'Neill's 348

Source: Kerr's First p18

Transcription: Transcription, chords:Mike Long



# The ewie wi' the crookit horn

Strathspey

(Scotland)

Gm F Gm (Eb) F Gm F Gm

L3 L5 L5 L5 L4 L5 L4 L3 L5 L5 L8 L9 L8 L8 L8 L5a L5a L5 L3 L3 L5 L8 L5a L7 L5  
 ↑ ↓ ↓ ↑ ↑ ↓ L5 ↑ ↑ ↓ ↓ ↓ ↑ L5a ↑ ↑ L5a ↓ ↑ L9 ↑ L8 ↓ L4 ↓ ↑ ↓ ↓ ↑ L8 ↓

Gm F Gm F Gm Gm Gm F Gm (Dm) Gm

L5 R6 R6 R7 R3 R6 R3 L10 R6 R6 R7 R3 R7 R6 L10 R6 R6 R7 R4a R7 R7 R3 L10 R6 R4a R6 R7 R6 R6

F Gm F Gm F Gm F Gm

R3 R6 L10 L5a L4 L5 L8 L9 L5a L5 R2 L10 R3 L10 L9 L5 L5 L8 L9 L5a L5 L5  
 ↑ ↓ R3 ↓ L9 ↑ L8 ↑ ↑ ↑ ↑ ↑ ↑ ↑ ↑ ↑ ↑ ↑ ↑ ↓ ↑ L5a R2 ↑ L9 ↑ ↓

>>

Book: Kerr's Third p22

Source: Kerr's Third

Transcription: Transcription:??, chords:Mike Long

# George the IV

Strathspey

(Scotland)

The musical score is presented in three systems, each with a treble clef and a 4/4 time signature. Chords are indicated above the staff, and fingerings are indicated below the staff with letters L1-L10, R1-R7 and arrows pointing up or down.

**System 1:** Chords: Am, Am, G, Am, (F), G. Fingerings: L5 ↑; L4 ↓, L6 ↑, L6 ↑, L6 ↓, L3 ↓, L6 ↑; L4 ↓, L6 ↑, L6 ↓, L3 ↓, L6 ↓, L2 ↑; L4 ↓, L6 ↑, L6 ↓, L3 ↓, L3 ↓, L3 ↓; L2 ↑, L3 ↓, L5 ↓, L4 ↓, L3 ↓, L6 ↓, L2 ↑.

**System 2:** Chords: Am, Am, G, Am, Em, G. Fingerings: L9 ↑, L10 ↑, L8 ↑, L9 ↑, L10 ↑, L10 ↓, L9 ↓, L5 ↑, R1 ↑; L9 ↑, L10 ↑, L8 ↑, L9 ↓, L5 ↑, R1 ↓; L9 ↑, L10 ↑, L8 ↑, R1 ↑, L8 ↑; R6 ↓, R6 ↓, R7 ↓; L10 ↑, L9 ↓, L5 ↑, R1 ↓.

**System 3:** Chords: Am, Am, G, Am, (F), G. Fingerings: L9 ↑, L10 ↑, L8 ↑, L9 ↑, L10 ↑, L9 ↓, L5 ↑, R1 ↑; L9 ↑, L10 ↑, L8 ↑, L9 ↓, L5 ↑, R1 ↓; L9 ↑, L10 ↑, R1 ↓, L10 ↓; L8 ↑, R1 ↓, L4 ↓, L5 ↓; L5 ↓, L5 ↓, L4 ↓, L3 ↓, L3 ↓, L6 ↓, L2 ↓, L2 ↓.

>>

Book: Kerr's First p7

Source: Kerr's First p7

Transcription: Transcription, chords:Mike Long

# Gillie Callum

Strathspey

(Scotland)

The musical score for 'Gillie Callum' is presented in three staves. Each staff begins with a treble clef, a key signature of two sharps (D major), and a 4/4 time signature. The notes are primarily eighth and sixteenth notes, often beamed together. Above the notes, chords are labeled: A, G, A, A, G, A, E on the first staff; A, G, A, G, A, E on the second staff; and A, G, A, G, A, E on the third staff. Below the notes, numerous technical markings are provided, including fingerings (e.g., L5, L5, R2a, L5, R2, R1, L5) and directional arrows (upward ↑ and downward ↓) indicating finger movements. Some markings include double arrows (↑↑, ↓↓) or triple arrows (↑↑↑, ↓↓↓). The score concludes with a double bar line and repeat dots.

>>

Book: Kerr's First p5

Source: Kerr's First

Transcription: Transcription, chords:Mike Long

# Gloomy winter

Strathspey

(Scotland)

The musical score is presented in three systems, each with a treble clef and a 4/4 time signature. Chords are indicated above the staff, and fingerings are indicated below the staff with letters (L, R) and numbers (1-5) and arrows (↑, ↓).

**System 1:** Chords: Am, C, G, Am, G, Am. Fingerings: L5 L5 L5 R1 L5 L5 L4, R1 L9 L9 L10 L10 L9 R1, L5 L5 R2 L5 L5 L5 L4 L3, L3 L3 L4 L5a L8 L6.

**System 2:** Chords: C, G, Am, Em, C, G, Am, G, Am. Fingerings: L3 L3 L3 L4 L3 L3 L2, L3 L6 L6 L3 L2 L4 L4, R1 L9 L9 L10 L10 L9 R1 L10, L9 L5 R1 L5 L4 L5 L5 R1.

**System 3:** Chords: C, G, Am, Em, C, (Em), G, Am, G, Am. Fingerings: L9 L9 R6 L9 R1 L9 L10, L9 R1 L5 L9 R1 L10 L10, L4 L5 L5 L4 L4 L3, L4 L5 R1 L10, L9 L5 R1 L5 L4 L5 L5.

>>

Book: Kerr's First p7

Source: Kerr's First p7

Transcription: Transcription, chords:Mike Long



# Gowrie

## The lass of Gowrie

Strathspey

(Scotland)

**Staff 1:** D G A D G A  
 L5 ↑ L7 L5 ↑ L5 ↑ R1 ↑ L10 ↓ R2a ↓ R1 ↑ L5 R1 ↑ L10 ↑ R6 ↑ L8 ↑ L7 L5 ↑ L5 ↑ R1 ↑ L10 ↑ L10 ↑ L10 ↓ R2a ↓ L5 ↑ R6 L10 L10 ↓

**Staff 2:** D G (A) D A D G A  
 R6 ↓ R6 R7 ↑ L10 ↓ L10 ↑ R6 ↓ R6 ↑ R6 R7 ↓ L10 ↑ R6 ↓ R6 R7 ↓ R6 ↑ R6 R7 ↑ L10 ↑ R6 ↓ L10 ↑ L10 ↑ L10 ↑ L10 ↓ R2a ↓ L5 ↑ R6 L10 L10 ↓

Book: Kerr's Fourth

Source: Kerr's Fourth

Transcription: Transcription, chords: Mike Long

>>

# The Highlanders farewell to Ireland

Strathspey

(Scotland)

The musical score is presented in four systems, each with a treble clef and a 4/4 time signature. The chords for each system are: Am, G, C, G, Em, Am. The notation includes various rhythmic patterns such as eighth and sixteenth notes, and rests. Below the notes, fingerings are indicated with letters L (left hand) and R (right hand) and numbers 1-5. Upward arrows (↑) indicate fingerings for notes that are higher than the previous note, and downward arrows (↓) indicate fingerings for notes that are lower. Some notes have multiple arrows, indicating specific fingering techniques like slurs or grace notes. The score includes repeat signs at the beginning and end of each system.

>>

Book: Kerr's First p9

Source: Kerr's First p9

Transcription: Transcription, chords:Mike Long

# Kye comes home

Strathspey

(Scotland)

**Bm A F#m (A) Bm A F#m A Bm**  
 L10 R2a R2a R1 L7 L4 L7 L5 L5 R1 L5 L5 R1 L10 R2a R2a R1 L7 L4 L7 R1 L10 R2a R1 L5  
 ↓ ↓ R1 ↓ ↑ L5 ↑ ↓ ↑ ↑ ↑ ↑ ↑ ↑ R2a ↓ ↓ R1 ↓ ↑ L5 ↑ ↓ ↑ ↑ ↓ ↓ ↓ ↑ ↑  
 ↑ ↑ ↑ ↑ ↑ ↑ ↓

**D A (F#m) D Bm F#m A Bm**  
 L5 R1 L10 L10 L10 L10 R6 L5 R2 L10 R6 L10 R2a R1 L5 L7 L4 L7 R1 L10 R2a R1 L5  
 ↑ ↑ L10 ↑ R6 ↑ L10 ↑ ↓ L10 ↑ ↑ ↑ ↑ ↑ L10 ↓ ↑ ↑ ↓ ↓ ↓ ↑ ↑  
 ↓ ↑ ↑ ↑ ↑ ↓ ↓

Book: Kerr's Fourth

Source: Kerr's Fourth

Transcription: Transcription, chords:Mike Long

>>

# The lass o' Corrie Mill

Strathspey

(Scotland)

F C F F B $\flat$  1 C

L4 L5 L5 L4 L4 L5 L4 L5 L4 R1 L4 L5 L9 L9 L10 R3 R3 R3 R3 R7 R6 R3 L10 L10 R2 L5a L5a  
 ↑ ↓ ↑ ↑ ↓ ↓ ↑ ↑ ↓ ↓ ↑ ↓ ↑ ↓ ↑ ↓ ↑ ↓ ↑ ↓ ↑ ↓ ↑ ↓ ↑ ↓ ↑ ↓

2 C F F C F

R7 R6 R3 L10 L10 R3 L5 L4 L4 L8 L5a L9 L5a L8 R3 R3 L10 R3 R6 L10 R3 R7 R7  
 ↑ ↓ ↑ ↓ ↑ ↑ ↑ ↑ ↑ ↑ ↑ ↑ ↑ ↑ ↑ ↓ ↑ ↑ ↑ ↑

B $\flat$  1 C 2 C F

R4a R7 R7 R6 R6 R3 R3 L10 R7 R6 R3 L10 L10 L9 L10 L9 L5a L8 L5a L8 R7 R6 R3 L10 R3 R6 R7 R3 R3 R7  
 ↑ ↑ ↑ ↓ ↓ ↑ ↑ ↑ ↑ ↓ ↓ ↑ ↓ ↑ ↑ ↑ ↓ ↑ ↑ ↑ ↑

Book: Kerr's First p17

Source: Kerr's First

Transcription: Transcription, chords: Mike Long

>>

# Lord McDonald (old)

Strathspey

(Scotland)

D G A D G D A (D)

L5 L7 L5 L5 R6 R7 R6 L10 R6 R6 L10 R1 R1 L7 L5 L5 R6 R7 R6 L10 L10 R6 R6 R6 R7 L10 L10

D G D G D A (D)

L8 L7 L5 L5 R1 R1 L7 L5 R1 R1 R2a R2a L5 L7 L5 L5 R1 R1 L7 L5 L5 R1 L5 L5 L7 L4 L3

D G A D G D A (D)

L5 L7 L5 L5 R6 R7 R6 L10 R6 R6 L10 R1 R1 L7 L5 L5 R6 R7 R6 L10 L10 R6 R6 R6 R7 L10 L10

D G D A (D)

R6 R6 R7 R7 R7 R6 R6 R7 R7 R4a R4a R6 R6 R7 R7 R7 R6 R6 R7 R6 R6 R7 R6 L10 L10

Book: Kerr's Fourth

Source: Kerr's Fourth

Transcription: Transcription, chords: Mike Long

# The Marquis of Huntly

Reel

William Marshall (Scotland)

The musical score is presented in three systems, each with a treble clef and a key signature of one flat (B-flat). The time signature is 4/4. The first system consists of two measures with chords Gm, F, Gm, F, Dm, and Gm. The second system also consists of two measures with chords Gm, F, Gm, F, Dm, and Gm. The third system consists of two measures with chords Gm, F, Gm, F, Dm, and Gm. Fingerings are indicated by numbers 1-5 for the left hand and R1-R7 for the right hand, with arrows showing the direction of movement.

>>

Book: Kerr's First p13

Source: Kerr's First p13

Transcription: Transcription, chords:Mike Long

# Miss Admiral Gordon's strathspey

Strathspey

William Marshall (Scotland)

Chords: G C G C G C G D

Fingering: L3 L5 L5 L5 L5 L5 L3 L5 R2 L10 R1 L5 L5 L4 L3 L4 L5 L5 L5 L5 L5 L3 L5 R2 L10 L10 L9 L10 L10

Chords: G C G Am C G C G D G

Fingering: L10 L10 R6 L9 L10 R1 L5 L5 L5 R1 L9 R1 L5 L5 L4 L3 L4 L5 L5 L5 L5 L5 L3 L5 R2 L10 R1 L5 R1 L5 L3 L3

Chords: G C G G C G C G G D

Fingering: L2 L3 L5 L3 L4 L3 L5 L5 R1 L10 R1 L5 L5 L4 L3 L3 L2 L3 L5 L3 L4 L3 L5 L5 R1 L9 L10 R6 R6 L10 L10 L10 L10 L10

Chords: G Em Am C G C G D G

Fingering: R6 R6 L10 L10 L10 L10 L9 R1 L5 R1 L9 R1 L5 L5 L4 L3 L4 L5 L5 L5 L5 L5 L3 L5 R2 L10 R1 L5 R1 L5

>>

Book: Fiddle music of Scotland

Marshall's Vol 1 p16

Discography: Jean Redpath something or other...

Transcription: Transcription, chords:Mike Long





# Miss Montgomery

Strathspey

(Scotland)

Chord progression: A G (D) A G A

Fingerings for first staff:  
 A: R6 ↑, L10 ↑, L8 ↑, L10 ↓, R2a ↓, L8 ↓, R6 ↓, L10 ↑  
 G: L10 ↓, L8 ↓, L10 ↓, R1 ↓, L8 ↓, R6 ↑, L10 ↓  
 (D): L10 ↑, L8 ↑, L10 ↓, R2a ↓, L8 ↓, R6 ↓, L10 ↑  
 A: L10 ↓, L10 ↓, R1 ↓, R3 ↓, R1 ↓, L5 ↑, L5 ↑, L5 ↑  
 G: L10 ↓, L10 ↓, R1 ↓, R3 ↓, R1 ↓, L5 ↑, L5 ↑, L5 ↑  
 A: L10 ↓, L10 ↓, R1 ↓, R3 ↓, R1 ↓, L5 ↑, L5 ↑, L5 ↑

Chord progression: A G (D) A G A

Fingerings for second staff:  
 A: R6 ↑, L10 ↑, R4 ↑, R2a ↓, R4 ↑, L10 ↑, R6 ↓, R6 ↓, L10 ↑  
 G: L10 ↓, R6 ↓, R6 ↓, R6 ↓, R6 ↓, L10 ↓, L10 ↓, L9 ↓, L10 ↓  
 (D): L10 ↓, R6 ↓, R6 ↓, R6 ↓, R6 ↓, L10 ↓, L10 ↓, L9 ↓, L10 ↓  
 A: L10 ↑, R4 ↑, R4 ↑, R2a ↓, R6 ↑, R6 ↓, L10 ↑, L10 ↓, L10 ↓  
 G: L10 ↓, R1 ↓, R3 ↓, R1 ↓, L5 ↑, L5 ↑, L5 ↑  
 A: L10 ↓, R1 ↓, R3 ↓, R1 ↓, L5 ↑, L5 ↑, L5 ↑

Book: Kerr's Fourth

Source: Kerr's Fourth

Transcription: Transcription, chords: Mike Long

>>

# Neil Gow's wife

Strathspey

(Scotland)

The musical score is presented in three systems, each with a treble clef and a key signature of one flat (Bb). The time signature is 4/4. The first system contains 12 measures with chords Gm, F, Gm, Gm, F, Gm, F, Gm. The second system contains 12 measures with chords Bb, F, Bb, Gm. The third system contains 12 measures with chords Bb, Cm, Bb, F, Gm, Cm, Gm, F, Gm. Fingerings are indicated by letters (L, R) and numbers (1-5) with arrows showing the direction of movement.

>>

Book: Kerr's First

Source: Kerr's First

Transcription: Transcription, chords:Mike Long

# Orange and Blue

Highland Scottische

(Scotland)

The musical score is written in D major (one sharp) and 4/4 time. It consists of four staves of music. The first staff begins with a treble clef and a key signature of one sharp (F#). The music is in a Highland Scottische style, characterized by its rhythmic patterns. The chords are indicated above the staff: D, G, and A. The fingerings are indicated by numbers 1-5 and letters R (right hand) and L (left hand). The score includes various rhythmic values such as eighth and sixteenth notes, and some triplets. The second and fourth staves end with double bar lines, indicating the end of a phrase or section.

>>

Book: Kerr's First p.20

Source: Kerr's First

Transcription: Transcription, chords:Mike Long



# Salmon tails up the water

Strathspey

(Scotland)

A Am G A E G

L10 L8 L10 L10 R6 L8 L5 R2 L10 L9 R1 L5 R2 R1 L5 R2 L10 R6 L8 R1 L4 L7 L5 L5 L5  
 ↑ ↑ ↑ ↑ ↑ ↓ ↑ ↓ ↑ ↓ ↑ ↓ ↑ ↓ ↑ ↓ ↓ ↓ ↓ ↓ ↓ ↓ ↓ ↓ ↓ ↓ ↓ ↓ ↓ ↓

A G A G

L5 R7 R7 L10 R4 R2a R4 L5 R6 R6 L10 R6 L9 L5 L5 R7 R7 L10 R4 R2a R4 R6 R7 L10 L10 L9 L5  
 ↑ ↑ ↑ ↑ ↑ ↓

Book: Kerr's Second p7

Source: Kerr's Second p7

Transcription: Transcription, chords:Mike Long

>>

# Stirling Castle

Strathspey

(Scotland)

**System 1:** D A D | 1 G A | 2 G D  
 L3 L7 L5 L5 L5 L6 L3a L4 L4 L4 L3 L7 L5 L5 L5 R1 R2a L10 R6 R6 L10 R1 R1 R2a L10 R6 R6 L10 L10  
 ↑ ↑ ↑ L3 ↑ L7 ↑ ↑ ↓ ↓ L6 ↓ L3a ↓ ↑ ↑ ↑ L3 ↑ L7 ↑ ↑ ↓ L10 R6 ↑ L10 R2a L5 ↑ ↓ L10 R6 ↑ ↓ ↓ ↓

**System 2:** D G A D G A D  
 L8 L10 R6 L10 L10 L10 R1 R2a L10 L10 L10 R1 L5 R2 R6 L10 L10 L10 R1 R2a L10 R6 R6 L10 L10  
 ↑ ↓ ↓ R6 ↑ R6 ↓ ↑ ↓ ↓ ↑ R6 ↓ R2a ↑ ↑ ↑ ↓ R6 ↑ R6 ↓ ↑ ↓ L10 ↑ R6 ↑ ↓ ↓ ↓

**System 3:** D G A D G D A G A D A  
 L8 L10 R6 L10 L10 L10 R1 R2a L10 L10 L10 R1 R6 R6 R6 R6 L10 R1 L5 L5 L5 L5 L5 R1 L10 L5 L7 L5  
 ↑ ↓ L10 ↑ ↓ R6 ↑ R6 ↓ ↑ ↓ ↓ ↑ R6 R2a L5 ↑ ↓ R7 ↓ ↓ L10 ↓ R2a ↑ ↓ L7 ↓ ↑ R1 ↑ ↑ R2a ↓ L8 ↑ ↓ L4 ↓

Book: Kerr's First p4

Source: Kerr's First p4

Transcription: Transcription:Richard Robinson(?), Chords:Mike Long

# The thistle

Highland Schottische  
Highland schottische

The musical score for 'The thistle' is presented in four systems, each with a treble clef and a key signature of two sharps (F# and C#). The time signature is 4/4. The first system is marked with chords A, D, D, and E. The second system is marked with chords A, D, (A), E, and A, and includes triplet markings. The third system is marked with chords A, D, A, and E. The fourth system is marked with chords A, D, (A), E, and A, and also includes triplet markings. Fingerings are indicated by numbers 1-5 and letters L (left hand) and R (right hand), with arrows showing the direction of movement. Chords are indicated by letters A, D, and E above the staff.

>>

Book: Kerr's First p19

Source: Kerr's First p19

Transcription: Transcription, chords:Mike Long

# Tullochgorum

Strathspey

(Scotland)

The musical score for 'Tullochgorum' is presented in three systems, each with a treble clef and a 4/4 time signature. The first system consists of two measures, the second of three, and the third of four. The second system consists of two measures, the third of three, and the fourth of four. The third system consists of two measures, the third of three, and the fourth of four. Chords are indicated above the notes: G, F, G, G, F, G, C/F, G in the first system; G, F, G, G, F, G, C in the second; and G, F, G, (F), F, G, C in the third. Fingerings are indicated by numbers 1-5 and letters L (left) and R (right) with arrows showing the direction of the finger movement. A triplet of eighth notes is marked with a '3' in the first system.

>>

Book: Kerr's First p10

Source: Kerr's First p10

Transcription: Transcription, chords:Mike Long



# The West Adam St. Club

Schottische  
Highland schottische

J.McKenzie (Scotland)

D D A D G D A D

L3 L7 L5 R2 L7 L5 L7 L5 L3 L7 L5 R2 L7 L5 L7 L4 L3 L7 L5 R2 L7 L5 L7 L5 L7 L5 R1 L5 L7 L5 L7 L4 L7 L5 L7

↑ ↑ ↑ ↑ ↑ ↑ ↑ ↑ ↑ ↑ ↑ ↑ ↓ ↑ ↑ ↑ ↑ ↑ ↑ ↑ ↓ ↓ ↑ ↓ ↑ ↑ ↓ ↓ ↑ ↓ ↑

D D G A D G G D G D A D

L10 R1 L5 L7 L5 L7 L5 R2 R1 L5 R6 R6 R6 L10 R6 L10 L10 L8 R1 L5 L5 L7 L5 R1 L7 L5 L4 L5 L7

↓ ↑ ↑ ↑ ↑ ↑ ↑ ↑ ↑ ↑ ↑ ↑ ↑ ↑ ↓ ↓ ↓ ↓ ↓ ↓ ↓ ↓ ↓ ↓ ↓ ↓ ↓

D D G A D A G D G D A D

L10 R1 L7 L5 L7 L5 R2 R1 R6 R6 R6 L10 L10 L10 R2a R2a R1 L10 L5 L5 L7 L5 R1 L5 L7 L5 L7 L4 L7 L5 L7

↓ ↑ L5 ↑ ↑ ↑ ↑ ↑ ↑ ↑ ↑ ↓ ↓ ↓ ↓ ↓ ↓ ↓ ↓ ↓ ↓ ↓ ↓ ↓ ↓ ↓

>>

Book: Kerr's Second p24  
Kerr's Second p24  
Transcription: Transcription, chords:Mike Long

# Willie was a wanton wag

## Happy we've been a the-gither

Strathspey

(Scotland)

The musical score is written in D major (one sharp) and 4/4 time. It consists of two staves of music. The first staff contains the first eight measures, and the second staff contains the remaining eight measures. Chords are indicated above the notes, and fingerings are indicated by numbers 1-5 with arrows showing the direction of the finger movement.

**Staff 1:**

- Measure 1: Chord D. Fingering: L5 ↑
- Measure 2: Chord D. Fingering: L7 L5 ↑ ↑, L5 ↑, R1 ↑, L10 ↓, L8 ↑
- Measure 3: Chord D. Fingering: L7 L5 ↑ ↑, L5 ↑, R6 ↑, L10 ↓, L10 ↓, L5 ↑
- Measure 4: Chord G. Fingering: L7 L5 ↑ ↑, L5 ↑, R1 ↑, L10 ↓, R6 ↓
- Measure 5: Chord D. Fingering: L7 L5 ↑ ↑, L5 ↑, R1 ↑, L10 ↓, R6 ↓
- Measure 6: Chord A. Fingering: R7 ↑, L5 ↑, R6 ↑, L10 ↓, L10 ↓
- Measure 7: Chord D. Fingering: R7 ↑, L5 ↑, R6 ↑, L10 ↓, L10 ↓
- Measure 8: Chord D. Fingering: R7 ↑, L5 ↑, R6 ↑, L10 ↓, L10 ↓

**Staff 2:**

- Measure 9: Chord D. Fingering: R6 ↓
- Measure 10: Chord A. Fingering: R6 R7 ↑ ↑, L10 ↑, R6 ↑, L10 ↓, L10 ↑, L10 ↑, R6 ↑ ↓
- Measure 11: Chord D. Fingering: R6 R7 ↑ ↑, L10 ↑, R6 ↑, L10 ↓, L10 ↑, R3 ↓, R1 ↑
- Measure 12: Chord D. Fingering: R6 R7 ↑ ↑, L10 ↑, R6 ↑, L10 ↓, L10 ↑, R6 ↓
- Measure 13: Chord A. Fingering: R7 ↑, L5 ↑, R6 ↑, L10 ↓, L10 ↓
- Measure 14: Chord D. Fingering: R7 ↑, L5 ↑, R6 ↑, L10 ↓, L10 ↓

Book: Kerr's Second p24

Kerr's Third p42

Kerr's Fourth p9

Source: Kerr's Fourth p9

Transcription: Transcription, chords:Mike Long

>>

# Alexander's hornpipe

## Bryne's favorite hornpipe

Hornpipe

(Ireland)

Chords: D G D A D G

Fingerings: R6 L10 L10 L7 L5 L3 L7 L5 R2 R6 L10 L10 L10 R6 L10 R6 L10 L10 L10 L10 R2a L5 R6 L10 L10 L7 L5 L3 L7 L5 R2

Fingerings: R6 L10 L10 L10 R6 L10 R6 L10 L10 L10 L10 L10 L10 L8 L5 L7 L5 R2 L5 L5 R1 L10 L5 R1 L10

Fingerings: L5 R2a R2a R2a R2a L10 R7 R6 R2a L7 L5 L5 L5 L5 L5 R1 R1 R1 R1 L5 R2a R6 L10 L10 L10 L10 L10 L10

>>

Book: Kerr's Second p 41

Source: Richard Darsie's web page

Transcription: Transcription, chords: Mike Long

# Bantry Bay

## The Union hornpipe

### The little stack of wheat

Hornpipe

(Ireland)

Chords: G C G Am C D C G Am D

Chords: G C | 1 G D G | 2 G D G | G Em C G

Chords: C D G G C G C G C | 1 G D G | 2 G D G

>>

Book: Roche 2 n219- sort of...

O'Neill's 1573

Irish Traditional Music Session Tunes 1 p14

Source: My arrangement from various sources

Transcription: Transcription, arrangement, chords:Mike Long

# The Belfast hornpipe

Hornpipe

(Ireland)

Chords: G C Am D G D G

Chords: C Am D G D G A D A

Chords: D A D A

Endings: 1 DAD 2 DAC

Book: O'Neill's 1647

Source: O'Neill's 1647

Transcription: Transcription, minor arr., chords: Mike Long

>>

# The belles of Clonallan

## The belle of Claremont

### Miss Brown's fancy

Hornpipe

(Ireland)

D Em G A D

Em A D D

A A (G) D D (A) G A D

>>

Book: Kerr's Second p36

O'Neill's 1580

Kerr's Second p 39

O'Neill's 1714

Source: O'Neill's 1714

Transcription: Transcription:A.LEE WORMAN, chords:Mike Long

# The Blackbird

Hornpipe

D G D C (G) D C D G D

L3 L4 L7 L7 L5 L7 L10 R6 L10 L9 L7 L5 L5 L5 L7 L4 L7 L5 L5 L5 L7 L7 L5 L7 L10 R6 L10 L9 L5

D C D D G D A D G

L5 R2 L9 L5 L5 L9 L5 L5 L7 L3 L3 L3 L10 R6 L10 R6 R6 L10 R2a L10 R2a L10 R6 L10 R6 L10 R6 R6 L10

D C D A D D A D C D

R6 R7 R6 R6 R6 L10 R6 R7 R6 R6 L10 R6 L10 R2a L10 L10 R6 L10 L5 L5 R2 L9 L5 L5 L9 L5 L5 L7 L3 L3 L3

>>

Source: Henrik Norbeck's abc files

Discography: De Dannan 1

Transcription: Transcription:Henrik Norbeck(?), chords:Mike Long

# Bobby Casey's hornpipe

## The humours of Tullycreen

Hornpipe

Am Am G Em Am

Am G Am Am

G Am G Em Am G Am

>>

Book: Ceol Rince 1 n205  
 Source: Original abc's from norbeck...  
 My arrangement from various sources  
 Discography: Michael Tubridy: The Eagle's Whistle  
 Kevin Burke: If the Cap Fits  
 Transcription: Transcription, arrangement, chords:Mike Long





# The brigade

Hornpipe  
APB Brendan Mulvihill

Frank McCollum (Ireland)

**System 1:** G D G C F C G  
 L10 ↓ L9 ↑ R1 L5 L3 L5 L5 R1 R1 L5 L7 L3 L7 L5 R2 L9 R1 L5 R1 L10 R6 R6 L10 R3 L10 R1 L9 L10 R1 L5 L3 L5 L5 R1 R1

**System 2:** D G D G G D  
 L5 L7 L3 L7 L5 R2 L9 R1 L9 L10 L10 L9 L5 L7 L5 R1 L5 L5 L7 L5 L5 R2 L9 R1 L5 L3 L5 L5 R1 R1 L5 L7 L3 L7 L5 R2 L9

**System 3:** G C B $\flat$  F G D G D  
 R1 L5 R1 L10 R6 R6 L10 R3 R3 L10 L10 L5 R1 L5 L3 L5 R1 R1 L5 L7 L3 L7 L5 R2 L9 R1 L9 L10 L10 L9 L5 L7 L5

**System 4:** G D G G C D G G D G C  
 R1 L5 L5 L7 L5 L5 R1 L9 L10 R1 L10 L5 R6 R6 L10 R6 L10 R6 R6 L10 R6 R6 L10 L10 L9 L5 L7 L5 R1 L5 R1 L10 L9 L9

**System 5:** G C D G G D 1 G D G 2 G D G  
 L10 R1 L10 L5 R6 L10 R6 R6 L10 R6 R6 L10 L10 L9 L5 L5 R1 L5 L5 L7 L5 L5 L9 R1 L9 L8 L7 L5 L5 L9

>>

Source: Brendan Mulvihill: The Flax in Bloom  
 Discography: Brendan Mulvihill: The Flax in Bloom  
 Transcription: Transcription, chords: Mike Long

# The brown coffin

## The brown chest

### An comhra donn

Hornpipe

(Ireland, England, Scotland)

D G D A D

G A D D G D G D

A D G D G A D

>>

Book: Ceol Rince 1

Source: Various web abc files

My arrangement from various sources

Transcription: Transcription, arrangement, chords:Mike Long



# Callaghan's

Hornpipe

**Staff 1:** G D G C D G  
 L5 L9 ↑ R1 ↑ ↑ L10 L9 L5 L5 R1 L10 ↓ R1 ↑ ↑ ↓ ↓ R1 ↑ L5 L3 L7 L4 L3 L7 L5 L7 ↑ ↑ ↑ ↓ ↓ ↓ ↓ ↓ R1 ↑ L5 L5 L5 R1 L10 ↓ ↓ ↓ ↓ ↓ ↓ ↓ ↓ L5 L5 L5 R6 R6 L10 ↑ ↓ ↑ ↓ ↑ ↓ ↑ ↓ L10 L9 L5 L5 R1 L10 ↓ R1 ↑ ↑ ↓ ↓ R1 ↑

**Staff 2:** D C G G Am  
 L5 L3 L4 L7 R6 ↑ ↑ L7 L3 L5 ↓ ↓ R6 L10 L5 ↓ ↓ R6 L9 ↑ ↓ R6 L10 L5 L5 L5 L5 R1 ↓ ↓ L7 L5 L9 L10 R6 L10 R6 ↓ R6 ↓ R6 L10 R1 L10 ↓ R6 R6 L10 L9 ↓ ↓ ↓ ↓ ↓ ↓ ↓ ↓ L10 R7 R6 R6 L10 ↑ ↑ R7 R6 L10 ↑ ↑ ↓ ↓ ↓ ↓

**Staff 3:** D C G D C G  
 R1 L9 L10 R6 R6 R6 R6 L10 ↑ ↑ ↓ L10 L5 ↓ ↓ R1 ↑ ↑ ↓ ↓ R1 ↑ L5 L3 L7 L4 L3 L7 L5 R6 ↑ ↑ ↑ ↓ ↓ ↓ ↓ ↓ R6 R6 R6 L10 L5 ↓ ↓ ↓ ↓ ↓ ↓ ↓ ↓ L5 L5 L7 L5 L5 R1 L9 ↑ ↓ ↓ ↓ ↓ ↓ ↑

Transcription: Transcription:Henrik Norbeck (?),slight rearrangement, chords:Mike Long

# Chief O'Neill's favorite

## The flowers of Adrigole

Hornpipe

(Ireland)

The musical score is presented in three systems, each with a treble clef, a key signature of one sharp (F#), and a 4/4 time signature. The notes are written in a rhythmic style characteristic of a hornpipe. Above the notes, chords are indicated by letters: D, G, A, C, F. Below the notes, fingerings are indicated by numbers 1-5 and letters L (left hand) and R (right hand), with arrows showing the direction of the finger movement.

**System 1:** Chords: D, G, D, A, D, G, C, A, D, G. Fingerings: L10, R6 L10 R6 R7 R6 L10, R6 L10 L10 L10 L5, L7 L4 L3 L7 L5 R1, L9 L8 R2a L5 R2, R6 L10 R6 R7 R6 L10.

**System 2:** Chords: D, A, D, G, A, D, F, C. Fingerings: R6 L10 L10 L10 L5 L5, L7 L4 L7 L3 L5 R1 L5 L5, L7 L3 L3, L3 L4, L4 L4 L4 L3 L4 L5 L5 R1, L9 L5 R2 R1 L9 L5 L5 R1.

**System 3:** Chords: D, A, D, G, D, A, D, G, A, D. Fingerings: L5 R2 L10 L10 L10, R2a L10 L5 R2, R6 L10 R6 R7 R6 L10, R6 L10 L10 L10 L5 L5, L7 L4 L7 L3 L5 R1 L5, L7 L3 L3.

>>

Book: Roche 2 n204

O'Neill's 1556- same vsn, but no accidentals...

Source: Roche 2 n204

Transcription: Transcription, chords: Mike Long

# Cronin's rambles

Hornpipe

(Ireland)

The musical score is presented in three systems, each with a treble clef and a key signature of two sharps (F# and C#). The time signature is 4/4. The notes are primarily eighth and sixteenth notes, often beamed together. Above the notes, chord letters (A, D, E) indicate the harmonic structure. Below the notes, detailed fingering instructions are provided using letters L (left hand) and R (right hand), with subscripts (e.g., L1, L2, L3, L4, L5a, L6, L7, L8, L10) and arrows indicating finger direction (up for ↑, down for ↓). Some notes are marked with a '3' for a triplet. The score concludes with a double bar line and repeat dots.

>>

Book: O'Neill's 1622

Source: O'Neill's 1622

Transcription: Transcription, chords: Mike Long

# The Cuckoo's nest 1

Hornpipe

(Ireland)

Em D Em G

G D Em Em G

D Em G D Em

Fingerings: L5 L5, R1 L5 L4 L5 R1 L5 L4 L5, R1 L5 L5 L7 L4 L7 L5, L5 L7 L3 L7 L5 L7 L3 L7, L5 L5 L7 L4 L3 L4 L7, L5 L7 L5 L4 R6 R6 L10, L10 L5 R1 L10 L9 R1, L5 L5 L7 L4 L3 L4 L7 L5, L5 L4 L4, L5 L5, R1 L10 L10 R6 L10, L10 R1 R1 L10, L5 R1 L10 R6 R7 L10, L10 L8 L5, R1 L10 L10 R6 L10, L10 L5 R1 L10 L9 R1, L5 L5 L7 L4 L3 L4 L7 L5, L5 L4 L4

Book: O'Neill's 1733

Source: O'Neill's 1733

Transcription: Transcription:Bob Safranek, chords:Mike Long

>>



# Dan Sullivan's favourite

Hornpipe  
APB Sean Ryan

(Ireland)

G G C D

L5 L3 L5 R1 L5 L5 L7 L5 L5 R1 L9 L10 R6 R6 L10 R1 L9 L10 L10 L9 L5 L5 L4 L7 L5 L5 R1 L9 R1 L5 R2 R1

G G C D | 1 G D G | 2 G D G

L5 L3 L5 R1 L5 L7 L5 L5 R1 L10 R6 R6 L10 L9 L10 L5 L7 L5 R1 L5 L7 L5 L5 R1 L5 L7 L5 L7 L5

D A G A G D

L5 R1 L5 L5 L7 L5 R2 L10 R6 L10 L9 L10 L10 L10 L5 R6 R6 L10 L10 L5 R6 R6 L10 L8 R1 L5 L5 L7 L5 R2 L10

G A | 1 D A D | 2 D A

R6 L10 L9 L10 R6 R6 R7 R7 R7 R6 R7 R6 R6 R6 R6 L10 L10 L10 L10 L10 L10 L10 L10 L10 L10 L10 L10 R1 L9 R1 L5 R1 L5

Source: Sean Ryan: Take the Air  
Discography: Sean Ryan: Take the Air  
Transcription: Transcription:?, chords:Mike Long

# The dance of the honeybees

Hornpipe  
APB Altan

Charlie Lennon (Ireland)

D G A G A D

L5 L5 L7 L7 L4 L3 L7 L5 L7 L5 L5 L7 L5 L4 L4 L7 L5 L7 L5 L5 R1 L10 L10 R2a L10 R2a L5 L4 L7 L4 L7 L3 L7 L5 L7  
 ↑ ↓ ↑ ↓ ↑ ↓ ↑ ↓ ↑ ↓ ↑ ↓ ↑ ↓ ↑ ↓ ↑ ↓ ↑ ↓ ↑ ↓ ↑ ↓ ↑ ↓ ↑ ↓ ↑ ↓ ↑ ↓ ↑ ↓

G A G A D D

L5 L5 L7 L5 L4 L4 L7 L5 L7 L5 L5 R1 L10 L10 R2a L5 L4 L3 L5 R2a L10 R7 L5 R6 L5 R2 L5 R1 L10 L7 L3 L4 L7 L5  
 ↓ ↑ ↓ ↓ ↓ ↓ ↑ ↓ ↓ ↓ ↓ ↓ ↑ ↓ L5 ↓ ↓ ↑ ↑ R1 ↓ ↓ ↓ ↓ ↓ ↓ ↓ ↓ ↓ ↓ ↓ ↓ ↓ ↓ ↓ ↓

Em A D G A D

R1 L10 L10 R6 L10 R2a L10 R6 R6 L10 L10 R7 R6 R2 L10 R7 R6 R2 R1 L10 L7 L4 L5 R1 L10 L10 L10 L10 R2a L5 L3  
 ↑ ↑ L10 L10 L10 ↓ L10 R6 R7 R6 ↓ L8 L5 L5 L5 ↑ R2a L8 L3 L7 ↑ ↑ L10 R2a L10 ↓ L5 L4 ↑  
 ↑ ↓ ↑ ↓ ↑ ↓ ↓ ↓ ↓ ↓ ↓ ↓ ↓ ↓ ↓ ↓ ↓ ↓ ↓ ↓ ↓ ↓ ↓ ↓

Source: Altan: Blackwater

Discography: Altan: Blackwater

Transcription: Transcription, minor arr.,chords:Mike Long

# Dunphy's

Hornpipe

(Ireland)

Chords: G Am D G D G Am D G G Am D G C D G D G

Fingerings and rhythmic markings are provided for each staff of music.

>>

Book: Ceol Rince 2 n301

O'Neill's 1560

Roche 3 n167

Source: My arrangement from various sources- mainly O'Neill's

Transcription: Transcription, arrangement, chords:Mike Long

# The echo

Hornpipe

(Ireland)

The musical score for 'The Echo' Hornpipe is presented in three staves. Each staff contains a melodic line in treble clef with a key signature of one sharp (F#) and a 4/4 time signature. The notes are primarily eighth and sixteenth notes, often grouped in pairs or triplets. Above the notes, chords are indicated by letters: D, G, A, and D. Below the notes, detailed fingering instructions are provided using numbers 1-5 for fingers and letters R (right hand) and L (left hand) for hands. Some instructions include arrows indicating the direction of finger movement (up or down). The score includes repeat signs and a final double bar line.

Staff 1 Chords: D, D, G, A, G, A, D, D, A

Staff 2 Chords: G, D, A, D, G, A

Staff 3 Chords: G, A, G, G, D, A, D

>>

Book: O'Neill's 2 p.175

O'Neill's 1605

Source: O'Neill's 1605

Transcription: Transcription, chords:Mike Long

# The fair maidens

## The rival

Hornpipe

(Ireland)

The musical score is written in treble clef, 4/4 time, with a key signature of one sharp (F#). It consists of three staves of music. Above the first staff are chords: G, Am, C, D, G. Above the second staff are chords: C, D, G, D, G, D, D, G, D. Above the third staff are chords: G, G, C, G, G, C, D, G, D, G. Fingerings are indicated by numbers 1-5 (L/R) and arrows for up/down strokes. The score includes repeat signs and a double bar line at the end.

>>

Book: Kerr's Second p39

O'Neill's 1626

Source: My arrangement from various sources

Transcription: Transcription, arrangement, chords:Mike Long

# The Fairies' hornpipe

Hornpipe

(Ireland)

**Staff 1:** G D G G Am C D G C  
 L3 ↑ L5 L7 L5 L5 R1 L10 R1 ↓ L9 ↑ L5 L5 L5 R1 L5 ↓ R1 L9 ↑ L10 R6 R6 ↓ L10 L10 R1 ↑ L9 L10 R1 L5 R1 L9 ↓ L10 R6 R7 R6 R6 L10 ↓

**Staff 2:** D G Am D G G D G  
 L10 L10 R1 L5 L5 ↓ L10 L9 ↑ L5 L5 L5 L5 R1 L9 ↑ L5 R1 L9 L5 R2 L9 L5 L7 ↓ L5 L5 L5 L5 R1 L9 ↓ L10 R6 R6 R6 R6 L10 ↓ L10 L10 R1 L5 L5 ↓ L10 L9 ↑ L5 L5

**Staff 3:** Am C D G D G Am D G  
 L5 R1 L5 R2 L10 R1 ↑ L9 ↑ L5 R2 L10 R1 ↓ L10 R6 R6 R6 ↓ L10 L10 R1 L5 L5 ↓ L10 L9 ↑ L5 L5 L5 L5 L5 R1 L5 L5 L5 R2 L9 L5 L7 ↓ L5 L5 L5 L5

>>

Book: O'Neill's 1718

Source: O'Neill's 1718

Transcription: Transcription:Bob Safranek, chords:Mike Long

# The Fairy Queen

Hornpipe

The image displays a musical score for the Hornpipe 'The Fairy Queen'. It consists of three systems of music, each with a treble clef, a key signature of one sharp (F#), and a common time signature (C). The first system includes the following chords: D (A), D, D, G, Em, A, D (A), D, D. The second system includes: G, Em, A, D, D, A, D, D, G. The third system includes: A, D, A, G, A, D, G, A, D. Each system of music is accompanied by a series of fingerings indicated by numbers 1-5 for the left hand and R1-R7 for the right hand, with arrows pointing up or down to indicate the direction of the stroke.

>>

Book: The Irish Fiddle Book p110

Ceol Rince 3 n230

Source: Richard Darsie's web page

Transcription: Transcription, chords:Mike Long





# Fisher's hornpipe Blanchard's hornpipe The blacksmith's hornpipe

Hornpipe

(Ireland)

The musical score consists of three systems, each representing a different hornpipe. Each system is written in treble clef with a key signature of one sharp (F#) and a 4/4 time signature. The notes are primarily eighth and sixteenth notes, often grouped in beamed pairs or triplets. Chords are indicated above the staff, and fingering instructions (L for left hand, R for right hand, with subscripts for specific fingers) are provided below the notes. The first system (Fisher's hornpipe) has chords D, G, D, G, D, G, D, A, D, G. The second system (Blanchard's hornpipe) has chords D, G, D, A, D, A, D. The third system (The blacksmith's hornpipe) has chords A, Em, A, G, D, G, A, D. The score concludes with a double bar line and repeat dots.

>>

Book: The Skye Collection p172

Joyce, P. W.; "Old Irish Folk Music and Songs" n103

Kerr's First p42

O'Neill's 1576

Source: My arrangement from various sources

Transcription: Transcription, arrangement, chords:Mike Long

# The flowers of Edinburgh

Hornpipe

(Scotland, Ireland)

**Staff 1:** G D D C G  
 L5 L4 L3 L3 L4 L5 L5 L5 R1 L5 R1 L10 R1 L5 L5 L7 L5 L4 L7 L3 L4 L7 L5 L5 L7 L10 L4 L5 L4 L3 L3 L4 L5 L5 L5  
 ↓ ↓ ↑ ↑ ↓

**Staff 2:** C G D G G D  
 R1 L5 R1 L10 L10 R6 L10 L10 R1 L5 L5 L7 L5 L5 R1 L5 L5 R2 R6 R6 R6 R6 R7 R7 R6 R6 R6 L10 R7 R6 R6  
 ↑ ↓ ↑ ↓ ↑ ↓

**Staff 3:** C Em G C D G  
 L10 L10 R6 R6 L10 R1 L10 L10 R6 L10 L10 L5 R1 L10 R1 L10 L10 L10 R6 R6 L10 L10 R6 R6 L10 L10 R1 L5 L5 L7 L5 L5 R1 L5 L5  
 ↑ ↓ ↑ ↓ ↑ ↓

>>

Book: O'Neill's 1746  
 Kerr's First p23  
 Source: O'Neill's and memory  
 Transcription: Transcription, arrangement, chords:Mike Long

# The flowing tide

Hornpipe

The musical score is presented in three staves, each with a treble clef and a key signature of one sharp (F#). The time signature is 4/4. The first staff begins with a G chord and contains measures 1-4. The second staff contains measures 5-8, including a repeat sign in measure 7. The third staff contains measures 9-12. Chords G, C, and D are indicated above the notes. Fingering instructions are provided below the notes, using letters L (left hand) and R (right hand) with numbers 1-5 and 10 (thumb). Arrows indicate the direction of finger movement (up or down). Triplet markings (3) are placed above certain groups of notes.

>>

Source: Richard Darsie's web page

Transcription: Transcription, chords:Mike Long

# The full of the bag

Hornpipe

(Ireland)

The musical score consists of four staves of music in 4/4 time, key of D major. Each staff includes a treble clef, a key signature of one sharp (F#), and a 4/4 time signature. The music is written in a single melodic line. Above the notes, chords are indicated: G, G/C, C, G, C, D, G, G/C, C, D, C, D, G, G, (D), G, C, D, G, G, (D), D, C, G, D, G, Em, D, Am, C, Em, B, D, G, D, Em. Below the notes, fingerings are indicated with letters L (left hand), R (right hand), and R2a (right hand second alternate), with arrows showing the direction of the stroke (up or down).

>>

Book: O'Neill's 1651

Source: O'Neill's

Transcription: Transcription:?, Minor arr., chords:Mike Long

# The Galway hornpipe

Hornpipe

(Ireland, Scotland)

D A (G) D G A D A G

L7 L4 L3 L7 R2 L7 L3a L4 L5 L7 L3 L7 L10 L10 L10 R2a L5 R1 L5 L4 L3 L7 R2 L7 L3a L4 L5 L5 L7

D A D A D D G A (G)

L8 L10 R1 L5 R1 L5 L4 L3 L4 L3a L3 L10 R6 L10 R6 L10 R2a R1 L5 R2a R1 L10 L10 L10 L10 R1

A D G D A D A D

L5 R2a R7 L5 R1 L10 L10 R6 L10 L7 L5 L7 L5 L5 R1 L10 R1 L8 L10 R1 L5 R1 L5 L7 L4 L3 L4 L7 L3a L3

>>

Source: My arrangement from various sources  
 Transcription: Transcription, arrangement, chords: Mike Long

# The golden castle

Hornpipe

Junior Crehan (Ireland)

Gm Bb F Gm F Gm F Gm

L5 L3 L5 L4 L8 L9 L10 L10 R3 R6 R6 R3 L9 L5 L9 L5 L5 L4 L4 L5 L3 L5 L4 L8 L9  
 ↓ L4 ↑ ↓ L5 L5 ↑ L5a ↓ L9 L10 ↓ R7 ↓ ↑ L10 ↑ R2 L5 ↓ ↑ L5 L3 ↑ ↓ L4 ↑ ↓ L5 L5 ↑ L5a  
 ↑ ↑ ↑ ↑ ↑ ↑ ↑ ↑ ↑ ↑ ↑ ↑ ↑ ↑ ↑ ↑ ↑ ↑

Bb F Gm F Gm Gm F

L10 L10 R3 R6 R7 R6 R3 L10 L5 R2 L9 L5 L5 L5 L4 L5 L8 L9 L10 R6 R6 R7 R4a R7 R6 R7 R3 L10 R3 R6 R7  
 ↓ L9 ↓ L10 ↓ ↑ ↓ ↑ ↓ ↑ ↓ ↓ ↓ ↓ ↓ ↑ L5a ↓ ↓ ↓ ↓ ↑ ↑ ↓ ↓ ↓ L10 ↓ ↑  
 ↑ ↑ ↑ ↑ ↑ ↑ ↑ ↑ ↑ ↑ ↑ ↑ ↑ ↑ ↑ ↑ ↑

Gm F Gm F Gm Bb F Gm F Gm

R6 R3 L9 L5 L9 L5 L5 L4 L4 L4 L3 L5 L4 L8 L9 L10 L10 R3 R7 R6 R3 L9 L5 L9 L5 L5 L5  
 ↓ ↑ L10 ↑ R2 L5 ↓ ↑ L5 L3 ↑ L5 ↑ ↓ L5 L5 L5a ↓ L9 L10 R6 ↓ ↑ L10 ↑ R2 L5 ↓ ↓ L4  
 ↓ ↑ ↑ ↑ ↑ ↑ ↓ ↓ ↑ ↓ ↑ ↑ ↑ ↑ ↑ ↑ ↑ ↑ ↑

>>

Source: Martin Hayes Via Mike Long Simplified by g:\working\abc\webboo~1\irishf~7.abc  
 Discography: Martin Hayes, Martin Hayes  
 Transcription: Transcription, chords:Mike Long

# The goodnatured man

Hornpipe

(Ireland)

The musical score is presented in three staves, each with a treble clef and a key signature of one sharp (F#). The time signature is 4/4. The first staff begins with a G chord and contains 16 measures. The second staff begins with a C chord and contains 16 measures, including a repeat sign. The third staff begins with a D chord and contains 16 measures. Chords are indicated above the notes, and fingerings are indicated by numbers 1-5 with arrows showing the direction of the finger movement.

Staff 1 Chords: G, C, D, G

Staff 2 Chords: C, D, G, G, C, (Am)

Staff 3 Chords: D, G, D, G, C, D, G

>>

Book: O'Neill's 1620

Source: O'Neill's

Transcription: Transcription, chords: Mike Long







# The Harvey Street hornpipe

Hornpipe

Am (G) C (D) Am (C) D/G (Em) Am (G)

L5 L4 L5 R1 L5 L5 L5 L9 L10 R6 R6 L10 L10 L10 R7 R6 L10 R6 L10 L9 L10 R1 L5 L5 L3 L4 L5 R1 L5 L5 L5  
 ↑ ↓ L5 ↓ ↑ L5 ↑ ↓ L4 ↑ ↓ L10 ↓ ↑ R6 ↑ ↑ R7 ↑ ↓ L10 ↑ ↓ L9 L9 ↑ ↓ L4 ↓ ↑ L5 ↑ ↓ L4 ↓ ↓

C (D) Am (C) D/G (Em) Am Am (G) C (D)

L9 L10 R6 R6 L10 L10 L10 R7 R6 L10 R6 L10 L9 L10 R1 L9 L5 R7 R7 R3a R7 R7 R3a R7 R6 R6 R7 R6 L10 L10  
 ↑ ↓ L10 ↓ ↑ R6 ↑ ↓ L10 ↑ ↑ R7 ↑ ↓ L10 ↑ ↓ L9 ↑ ↑ ↑ ↓ R7 ↑ ↓ R7 ↓ ↑ R7 ↓ ↑ R6 ↓ ↑ L9 ↓ ↓

Am (C) D/G (Em) Am (G) C (D) Am (C) D/G (Em) Am

L10 L8 L5 R6 L10 R1 L9 L5 L5 L5 L5 L3 L4 L5 R1 L5 L5 L5 L9 L10 R6 R6 L10 L10 L10 R7 R6 L10 R6 L10 L9 L10 R1 L9 L5  
 ↑ ↑ R6 ↓ ↑ L10 ↑ ↑ R1 ↑ ↓ L4 ↓ ↑ L5 ↑ ↓ L4 ↑ ↓ L10 ↓ ↑ R6 ↑ ↑ R7 ↑ ↓ L10 ↑ ↓ L9 ↑ ↑ ↑

Source: Richard Darsie's web page  
 Transcription: Transcription, chords:Mike Long



# The home ruler

Hornpipe

Frank McCollum (Ireland)  
Ballycastle

The musical score for 'The home ruler' is presented in five staves, each with a treble clef and a key signature of two sharps (F# and C#). The time signature is 4/4. The score includes various chords and fingerings:

- Staff 1:** Chords: D, D, G, D, A, G, D. Fingerings include triplets (3) and sequences like L3 L7 L5 L3 L5 L7 L5.
- Staff 2:** Chords: D, G, D, D A D, D, D, G, D. Fingerings include sequences like R2 R6 L10 R1 L10 and L5 L5 L5 R1 L7 L3 L4.
- Staff 3:** Chords: A, G, D, D, G, D, D A D. Fingerings include triplets (3) and sequences like L7 L4 L3 L7 L4 L3 L2 L3 L6 L6.
- Staff 4:** Chords: D, Bm, G, A, G. Fingerings include sequences like L5 R2 L10 R2a L10 L10 R6 and R7 R7 R6 R7 R6 L10 L10.
- Staff 5:** Chords: D, Bm, G, A, D (first ending), G, A, D (second ending). Fingerings include sequences like L10 R2a L10 L10 L10 R6 and L10 L10 L10 L5 R1.

>>

Source: My arrangement from various sources

Transcription: Transcription, arrangement, chords: Mike Long

# Jack's delight

Hornpipe

(Ireland)

D A D G E A D A D

L5 R2 L10 R2a R2a R2 R6 L8 L10 R6 R6 L10 L10 R2a L10 L5 R2a R2 L10 R2a R2a R2 R6 L8 L10

G A DA D D D A G E

R6 R6 R6 L10 R2a R1 R2a L10 L10 L8 L5 L7 L5 L7 L5 R2 L5 L7 L5 L5 L5 L7 L5 L4 L7 L5 R1 L5 R1 L10 R2a

A D G A D A D

R2a R1 L5a R1 L5 L5 L7 L5 L7 L5 R2 L5 L7 L5 L5 R1 L5 R1 L10 L5 R1 R2a L10 R2a R1 R2a L10 R6 L10

>>

Book: Kerr's First p45

Source: Kerr's First p45

Transcription: Transcription, chords:Mike Long

# Jack's the lad

The college hornpipe  
The sailor's hornpipe

Hornpipe

(Ireland)

The musical score consists of three staves of music in G major, 2/4 time. The first staff contains the first line of music with chords G, Am, D, G, C, C, D. The second staff contains the second line of music with chords G, D, G, G, C, A. The third staff contains the third line of music with chords D, G, C, C, D, G, D, G. Fingerings are indicated by numbers 1-5 and letters R (right hand) and L (left hand) with arrows showing the direction of the stroke.

>>

Book: Fiddler's Fakebook

O'Neill's 1737

Source: 1 My arrangement from various sources

2 O'Neill's

Transcription: 1 Transcription, arrangement, chords:Mike Long

2 Transcription:Bob Safranek, chords:Mike Long

# Jacky Tar

## Jack A Tar

### The Cuckoo's nest

Hornpipe

Em G D Em C G

Em D Em Em D

Em C G Em D Em

>>

Book: O'Neill's 1733 "1st Setting" played BA  
 Kerr's First p45  
 Source: tunesf~1.abc  
 Kerr's First p45  
 Transcription: Transcription, chords:Mike Long

# Jolly butchers The tailor's twist Captain Moss's hornpipe

Hornpipe

(Ireland)

The musical score is presented in three staves. Each staff includes a treble clef, a key signature of one sharp (F#), and a 4/4 time signature. The notes are accompanied by fingerings (numbers 1-5) and directions (up/down arrows). Chord diagrams are placed above the notes. The first staff contains seven measures with chords D, G, A, D, G, A, and D. The second staff contains nine measures with chords G, A, D, A, D (A), D, D, G, and A. The third staff contains ten measures with chords G, A, G, A, D (A), D, G, A, D, A, D (A), and D. The score includes triplets and various rhythmic patterns.

>>

Book: Kerr's Third p 35

Ceol Rince 3 #213

Music from Ireland Vol. 3

Roche 2 n208

Source: Kerr's Third p 35

Transcription: Transcription, minor arr., chords: Mike Long





# The Kildare fancy

## The Union hornpipe

### The Dundee hornpipe

Hornpipe

(Ireland)

D G A D

3

L10 ↓ R1 ↑ L5 L7 L3 L7 L5 L7 L10 ↑ ↑ ↑ ↑ ↑ ↓ R1 ↑ L5 L5 L5 R6 L10 R2a ↑ R1 L7 ↑ ↑ L10 ↓ ↓ R1 L5 L9 R6 R6 L10 L10 ↑ ↑ ↓ ↓ ↓ ↓ R6 ↓ L10 R2a L5 R2 R1 ↓ ↓ ↓ ↑ L5 L7 L3 L7 L5 L7 L10 ↑ ↑ ↑ ↑ ↑ ↓ R1 ↑

3

G A D D

L5 L5 L5 R6 L10 R2a ↑ R1 L7 ↑ ↑ ↑ L10 ↓ ↓ R1 L5 L9 R6 R6 L10 L10 ↑ ↑ ↓ ↓ ↓ ↓ R6 ↓ L10 L5 R2a L10 ↓ ↓ ↑ ↑ ↓ L10 R6 L10 L10 L10 L7 ↑ ↑ ↓ R2a R1 ↓ L8 ↑ L3 L10 L10 L10 L10 ↓ ↓ ↓ ↓ ↓ ↓ R2a R6 ↓ R2a ↓

A D (G) D A (G) A D

3 3

L10 L5 R6 L5 R2 L10 R2a L5 R2 ↓ R6 L10 R1 ↑ L10 ↑ R6 L10 L10 R1 L10 L7 ↑ ↓ R2a ↑ ↓ L8 L3 L10 L10 L10 L10 ↑ ↓ R2a R6 R2a ↑ L8 L5 ↓ ↑ R6 L10 L5 R2a L10 ↑ R2a R1 ↓

Book: O'Neill's 1559

Kerr's Second p39

Kerr's Third p36

Source: O'Neill's 1559

Transcription: Transcription, chords: Mike Long

# Kitty's wedding

## Smith's delight

## Smith's reel

## The hauling home

Hornpipe

(Ireland)

D G D G D D A D G D G D

R6 L10 L10 R1 L10 L8 L7 R1 L5 L5 L3 L4 L2 L3 L3 L3 L7 L7 L5 L7 L7 L4 R6 L10 R1 L10 L8 L7 R1 L5 L5 L3 L4

G D D A D D G D A D (G)

L2 L3 L3 L3 L7 L5 L7 L5 L4 L5 L3 R6 R6 R7 R6 L10 R7 R7 L10 L8 L10 L10 L10 R1 L3 L7 R2 L7 L5 L10

D A D G D A D (G) A D

R6 R7 L10 L10 R6 R6 R7 R6 L10 R7 R7 R6 L10 L8 L10 L10 L10 R1 L10 L3 L7 L5 R2 L7 L5 R2 R6 L10 R1 R2a L10

>>

Book: O'Neill's 1602

NE Fiddlers

Kerr's Second p27

Roche 2 n220

Source: O'Neill's 1602

Transcription: Transcription, slight rearrangement, chords:Mike Long



Book: The Collected Compositions of Ed Reavy

Source: ricker~3.abc

Transcription: Transcription:David James?, chords:Mike Long

>>

# The Liverpool hornpipe

Hornpipe

(England, Ireland, Scotland)

D G A G D A D

L5 L5 L7 L3 L7 L5 R2 R6 R7 R6 R6 R6 L10 L10 R1 L5 L5 R1 L5 R1 L7 L5 L7 L5 L4 L3 L4 L7 L5 L7 L4 L3 L7 L3 L7 L5 R2 R6 R7 R6

G A D A D D A G D

R6 R6 L10 L10 R1 L5 R2 R6 R7 R6 R7 R6 L10 L10 L10 L8 R2a L10 L10 R2a R2a R1 L5 R1 R2a L10 R1 L5 L10 R2a L10 R2a L10 L10 R2a R2a R1 L5 R1 R2a L10 R1 L5

G D A D G A D A D

L5 R1 R1 L7 L5 L5 L4 L3 L7 L7 L3 L7 L3 L5 R6 R6 R6 R6 L10 L10 R1 R2 R6 R6 R7 L10 L10 L10 L5 R1 L7 L5 L5 L4 L3 L7 L7 L3 L7 L3 L5 R6 R6 R6 R6 L10 L10 R1 R2 R6 R6 R7 L10 L10 L10

>>

Book: Kerr's First p42

O'Neill's 1565

Source: My arrangement from various sources

Transcription: Transcription, chords:Mike Long

# Manchester hornpipe

## Rickett's hornpipe

Hornpipe

(England, Ireland)

D A D A G A D

A D A D D G

D G A D A D A D

>>

Book: Kerr's First p43

Source: Kerr's First 43

Transcription: Transcription, chords: Mike Long







# Murphy's hornpipe 2

## Murphy's fancy

Hornpipe

(Ireland)

Chords: G C Am D G C D/A D G C

Chords: Am D G C D G G Am

Chords: C D G C Am D G C D G

>>

Book: Music of Corktown

O'Neill's 1624

Source: O'Neill's 1624

Transcription: Transcription, chords:Mike Long

# Napoleon crossing the Rhine

## Bonaparte crossing the Rhine

### Bonaparte's march

Hornpipe

(Ireland)

The musical score is written in treble clef with a key signature of one sharp (F#) and a 4/4 time signature. It consists of three systems of music. Each system contains a staff of music with a treble clef, a key signature of one sharp, and a 4/4 time signature. Above the staff, chords are indicated: Am, C, G, Am, G, Am, C, G, Am, G, Am, G, Am, C, G, Am, G, Am. Below the staff, fingerings are indicated with letters L (left hand), R (right hand), and numbers 1-5, along with arrows indicating up and down strokes. The score includes repeat signs and a double bar line at the end of the third system.

>>

Book: O'Neill's 1824

Roche 2 n231

Source: My arrangement from various sources

Transcription: Transcription, arrangement, chords: Mike Long

# Ned Naughton's hornpipe

Hornpipe

(Ireland)

The musical score is written in treble clef, key of D major (two sharps), and 4/4 time. It consists of three staves of music. Above each staff are chord symbols: D, G, D, G, D, A, D for the first staff; A, G, D, G, D, A for the second staff; and G, D, A, D, G, D, A, D for the third staff. Below the notes are detailed fingering instructions using letters L (left hand) and R (right hand) with subscripts and arrows indicating finger direction. A triplet of eighth notes is marked with a '3' in the first staff. The piece concludes with a double bar line and repeat dots.

>>

Book: O'Neill's 1744

Source: O'Neill's

Transcription: Transcription:Bob Safranek, chords:Mike Long

# Nelson's victory

## The circus

Hornpipe

(Ireland)

G D G C Am G D G

D G C D G G Am

C D G D G Am G C D G

>>

Book: O'Neill's 1712

Source: O'Neill's 1712

Discography: Brendan Mulvihill: The Flax in Bloom

Transcription: Transcription:A. LEE WORMAN, chords:Mike Long

# Off to California

Whiskey in the jar  
Whiskey you're the devil

Hornpipe

(Ireland)

The musical score is written in treble clef with a key signature of one sharp (F#) and a 4/4 time signature. It consists of three staves of music. Above the notes, chords are indicated: G, D, G, C, G, Em, Am, C D, G, D, G, C, G, C, Am, D, G, Em, D, C, Em, G, Em, Am, C D, G, D, G, C, G, C, Am, D, G. The melody includes several triplet markings (3). Below the notes, detailed fingerings are provided for both the left and right hands, using letters L (left) and R (right) and numbers 1-5. The score concludes with a double bar line and repeat dots.

>>

Book: O'Neills 1628

O'Neills 1639

Roche 217

Source: O'Neills 1628

Transcription: Nick Terhorst, chords: Mike Long

# Old Faithful

Strathspey

Jerry Holland (Cape Breton)

D A G D G D A D A

R7 R6 R6 L10 R2a R1 R2a L10 L8 L5 L7 L4 L3 L5 L7 L5 R1 L5 L7 L10 L7 L7 L4 L4 R7 R6 R6 L10 R2a R1 R2a

G D G D A D D A G D G D

L10 L8 L5 L7 L4 L5 R1 R1 L5 L7 L5 L4 L7 L3 L3 R7 R6 L10 R2a R2a L10 L5 L7 L4 L5 L7 R1 L5 L7 L7

A D A G D G D A D

L7 L4 L4 R7 R6 R6 L10 R6 R6 L10 R2a L10 L8 R1 L7 L4 L3 L5 R1 L10 R1 L5 L7 L5 L4 L7 L3 L3

D A D A D

R6 R6 R7 R7 R7 R6 R6 L10 R6 R7 R6 L10 R1 L8 L10 L10 R6 R6 R6 L10 L4 L4 R6 R6 R7 R7 R7 R6 R6 L10

A D G D A D D A D

R6 L10 R2a L10 L8 R1 L9 R1 L5 L5 R1 L5 L7 L5 L4 L7 L3 L3 R6 R6 R7 R7 R7 R6 R6 L10 R6 L10 R2a L10 L8 R1 L9

G D A D Em F#m G D A D

R1 L5 R1 L5 L7 L8 L7 L4 L5 L4 L3 L7 R2 L4 L5 L10 L7 L5 R6 R6 R7 R7 R6 L10 R2a R5 R6 R6 L10

↑ ↑ L5 ↑ ↑ L10 ↑ ↓ L4 L7 ↑ ↑ L5 ↓ ↓ R1 ↑ ↑ R2 ↓ ↓ R6 ↑ ↑ L10 ↓ ↓ ↑ R7 ↑ ↓ L10

>>

Source: SF Scottish Fiddlers Handout  
 Transcription: Transcription, chords: Mike Long

# The peacock's feather

Hornpipe

(Ireland)

The musical score is presented in three systems, each with a treble clef and a 4/4 time signature. Above the notes are chord symbols: Dm, C, Am, F, and G. Below the notes are fingering instructions using letters L1-L10, R, and numbers 1-5, with arrows indicating finger direction.

**System 1:** Chords: Dm C Dm Dm C Dm F C Dm C Dm. Fingering includes: L5, L4 L3 L4 L3, L3 L3, L4 L4 L5 L5 L4, L5 R2 L9 L9 L5, L4 L6 L3 L5, L4 L3 L4 L3, L3 L3.

**System 2:** Chords: Dm C Am Dm F G Dm C. Fingering includes: L4 L4 L4 L5 L5 L4 L5, L5 R2 L10 L10 L5 L5, L4 L3 L3, L5 R1, L9 L5 R2 L10 L8 L10, L10 L9 L5 L4 L5 L5 R1.

**System 3:** Chords: F Dm F C Dm C Dm Dm C Am Dm. Fingering includes: L9 L5, L10 L9 L5, L4 L6 L3 L5, L4 L3 L4 L3, L3 L3, L4 L4 L5 L5 L4, L5 R2 L9 L9 L5, L4 L3 L3.

>>

Book: Ceol Rince 3 n218

Source: My arrangement from various sources

Discography: Frankie Gavin & Alec Finn

Joe Holmes & Len Graham: Chaste Muses, Bards & Sages

Transcription: Transcription, arrangement, chords: Mike Long





# The pleasures of Hope

Hornpipe

(Ireland)

The musical score consists of three staves of music in 4/4 time, key of D major. The first staff contains measures 1-4 with chords D, G, D, A, G, A, D. The second staff contains measures 5-8 with chords A, G, D, A, D, D, G, D, A. The third staff contains measures 9-12 with chords D, A, G, D, A, G, D, A, D. Fingerings are indicated by numbers 1-3 and 3. Rhythmic patterns are shown with up/down arrows and letters R/L. A final double bar line with a right-pointing arrow is at the end of the third staff.

Staff 1: D G D A G A D  
 Staff 2: A G D A D D G D A  
 Staff 3: D A G D A G D A D

Book: O'Neill's 1637

Source: O'Neill's

Transcription: Nick Terhorst, chords: Mike Long

# The poor old woman 1

Hornpipe

(Ireland)

The musical score is presented in three systems, each with a treble clef and a key signature of one sharp (F#). The time signature is 4/4. The melody is written on a single staff, and the chords are indicated above the staff. Fingerings are indicated by numbers 1-5 and letters L (left hand) and R (right hand) with arrows showing the direction of finger movement.

**System 1:**

- Chords: Am, G, Am, Em, Am
- Fingerings: L10, L9, R1, L9, L5, L9, R1, L5; L5, L4, L5, L5, L5, R1, L10; L10, L10, R1, L5, R1, L9, L10; L10, L8, L5, R3, L10; L9, R1, L9, L5, L9, R1, L5

**System 2:**

- Chords: G, Em, G, Am, G, Am
- Fingerings: L5, L4, L5, L5, L5, R1, L10; L10, R6, R6, R7, R6, L10, R1; L5, L5, L5, L5; R2, R6; R6, R6, R7, R6, L10, R1; L5, L5, L5, L5, R2, R6

**System 3:**

- Chords: G, Em, Am, G, Em, G, Am
- Fingerings: R6, R6, R6, L10; R1, L9, R1, R1; L5, L4, R1, L9, L5; L5, L4, L5, L5, L10; L10, R6, R7, R6, L10, R1; L5, L5, L5

>>

Book: Kerr's First p35

Roche 2 n228, n229

Source: Kerr's First p35

Transcription: Transcription, chords:Mike Long





# Red Lion

Hornpipe

The musical score for 'Red Lion' Hornpipe is presented in three systems. Each system consists of a treble clef staff with a key signature of two flats (Bb and Eb) and a 4/4 time signature. The music is written in a single melodic line. Chords are indicated above the staff, and fingerings are indicated by numbers 1-5 and letters L (left hand), R (right hand), and a (accents) with arrows pointing up or down.

**System 1:** Chords: Bb, Eb, Cm, F, Bb. Fingerings: L4 ↑, L5a ↑, R2 L5a ↑, L10 ↑, R3 ↓, R4a ↓, R2 L5a ↑, L9 ↑, L5a ↑, L5 L4 ↓, L5 L3a ↓, L3a ↓, L3 ↓, L3a ↓, L10 ↓, R2a ↑, R2 L5a ↑, L8 L5 L4 ↓, L5a ↑, R2 L5a ↑, L10 ↑, R3 ↓, R4a ↓.

**System 2:** Chords: Eb, Cm, F, Bb, Bb. Fingerings: R2 L5a ↑, L9 L5a ↑, L5 L4 ↓, L5 L3a ↓, L3a ↓, L3 ↓, L3a ↓, L10 ↓, R2a ↑, L5 L9 ↑, L5a ↑, L4 L3a ↑, L3 L2a ↑, L3 L5a ↑, R2 L5a ↑, R3 R4a ↑, R2 L5a ↑, L5 L4 ↓.

**System 3:** Chords: Gm, C, F, Bb, Eb, Cm, F, Eb, Cm, F, Bb. Fingerings: L8 ↓, L5a ↑, L9 ↑, R2 ↑, R7 ↓, R4a ↑, L10 ↑, R3 ↑, R6 ↓, R4a ↑, R2 ↑, R6 ↑, R2a ↓, L8 ↓, L5a ↑, L8 ↑, L9 ↓, R2a ↓, L5a ↑, L5 ↓, L5 L3a ↓, L3a ↓, L3 ↓, L3a ↓, L10 ↓, R2a ↑, L5 ↑, L5a ↑, L9 ↓.

>>

Book: Fiddler's Fakebook  
 New England Fiddler's Repertoire  
 Source: New England Fiddler's Repertoire  
 Transcription: Transcription, chords: Mike Long

# The redhaired boy

## The jolly beggar man

Hornpipe

(Ireland, Scotland)

Chords: A, D, G, A

Fingering: L5 L5, L4 L5 L5 L5, L5 R1 R2a, L10, L10, L10 R2a, L10, L10 R2a, L5 R1 R2a, R1 L5 L4 L7 L5, L4 L3, L4 L5 L5 L5, L5 R1 R2a, L10

Chords: A, D, A, G, A, G, G, D

Fingering: L10, L10, L10 R2a, L10, R7 R7, R7 R6 L10, R2a, L5, L5, R2 R6, R6 R6 R6 R7 R6, L10, R6 R6 L10, L10 R2a, L10, R6, L10, R2a, L10

Chords: A, G, A, A, D, A, G, A

Fingering: L10, R2a, L5 R1 R2a, L10, R1, L5 L4 L7 L5, L4 L3, L4 L5 L5 L5, L5 R1 R2a, L10, L10, L10, L10 R2a, L10, L10, R7 R7, R7 R6 L10, R2a, L5, L5

>>

Book: O'Neill's 1748

Source: O'Neill's

Transcription: Bob Safranek, chords: Mike Long

# The rights of man

Hornpipe

James Hill (England)  
Northumberland

The musical score is presented in three staves, each with a treble clef and a key signature of one sharp (F#). The time signature is 4/4. The first staff begins with a treble clef, a key signature of one sharp, and a 4/4 time signature. The music is written in a single melodic line. Above the staff, chords are indicated: Em, G, Am, and Em. There are three triplet markings (indicated by a '3' above the notes) in the first staff. Below the staff, fingerings are indicated with letters L (left hand) and R (right hand) and numbers 1-5. The second staff continues the melody with chords G, Bm/D, Em, and Em. The third staff concludes the piece with chords D, (Am), Em, D, G, D, G, Bm/D, and Em. The score ends with a double bar line and repeat dots. To the right of the third staff, there is a double arrow symbol '>>'. The fingerings are as follows:

Staff 1: L5 ↓ L5 ↑; R1 ↑ R9 L5 L5 L5 L5 ↓ L7 L5 ↑ R6; R6 R6 L10 L10 L10 ↓ L9 R1 L5 L5 ↑ L5 L5 ↓ L5; R1 ↑ R9 L5 L5 L5 L5 ↓ R1 ↑ R1 L5 L7 ↓

Staff 2: L4 L7 L5 L5 R1 L10 ↓ L10 R6 ↓ R6 L10 ↓ R1 ↑ R3 R6 R6 ↓ L10 L4 L4 ↓ R6 R7 ↓ R7 R7 R6 L10 R6 R7 ↓ R7 R7 R6 R6 L10 R6 L10 ↓

Staff 3: L10 ↓ L10 ↓ R2a L10 R6 ↓ R7 ↑ R6 R6 R6 ↓ L10 L10 R6 R6 R6 ↓ R7 ↑ R7 R7 R7 R6 R6 R6 ↓ R6 R6 L10 ↓ R1 ↑ R3 R6 L10 L4 ↓

Book: KCC p27 (Kerr's Caledonian Companion)

Kerr's Fourth

Joyce, P. W.; "Old Irish Folk Music and Songs"

Source: My arrangement from various sources

Transcription: Transcription, arrangement, chords:Mike Long





# Sean Ryan's

Hornpipe

(Ireland)

The musical score is written in treble clef with a key signature of two sharps (F# and C#) and a 4/4 time signature. It consists of three staves of music. Above each staff are chord symbols: D, G, D, G, D, G, A, D, G on the first staff; D, G, A, D, A, D, D, A, G, D on the second staff; and G, D, A, G, D, A, G, D, G, D, A, D on the third staff. The music includes various rhythmic patterns, including triplets and slurs. Below the notes are detailed fingering instructions using letters L (left hand), R (right hand), and numbers 1-5, with arrows indicating the direction of finger movement (up or down).

>>

Book: Music from Ireland Vol. 3

Source: Music from Ireland Vol. 3

Transcription: Transcription, chords: Mike Long

# The soldier's joy

Hornpipe

(Ireland)

The musical score is written in treble clef, key of D major (one sharp), and 4/4 time. It consists of three staves of music. Above the notes, chords are indicated: D, A, and G. Below the notes, fingerings are indicated with letters L (left hand), R (right hand), and numbers 1-5, along with arrows showing the direction of the finger stroke (up or down). The first staff contains 12 measures, the second staff contains 12 measures, and the third staff contains 12 measures. The piece ends with a double bar line and repeat dots.

>>

Book: O'Neill's 1642

Kerr's First

Source: My arrangement from various sources

Transcription: Transcription, arrangement, chords: Mike Long



# The stack of wheat

## The little stack of wheat

Hornpipe

Chords: G, C, G, G, C, G, C, G, C D G, Em, C, G, G, C, G, C, G, C D G

Fingering: R1 L5, L5 L4 L3 L4 L5 L5 R1 L5, L5 R1 L5 L5 R1 L10 R6, R6 L10 R1 L5 L5 R1 L5, R2 R1 L5 L5 L4 R1 L5, L5 L4 L3 L4 L5 L5 R1 L5, L5 R1 L5 L5 R1 L10 R6, R6 L10 R1 L5 L5 R1 L5, L5 L5 L4 L7 L5, R1 L10, L10 L10 L10 L10 L10, L10 R1 L10 L10 R6, L5 R1 L5 L5, R2 R1 L5 L4 R1, L5 L4 L4 L5 L5, L5 R1 L5 R1 L10, R6 L10 R1 L5 L5, L5 L5 L4 L7 L5, L5 L5 L4 L7 L5

>>

Book: Irish Fiddle Music  
 Source: walshs~1.abc  
 Transcription: Transcription:??, chords:Mike Long

# The Staten Island hornpipe

Hornpipe

(Scotland  
England)

D (A) D G D A D (A)  
 L5 L5 L7 L3 L7 L5 L5 L5 R2 R6 L10 L10 R1 L5 R1 L5 R1 L5 L7 L5 L5 L4 L4 L5 L5 L7 L3 L7 L5 L5 L5  
 ↑ ↓ ↑ ↑ ↑ ↓ ↑ ↑ ↑ ↑ ↑ ↓ ↓ ↓ ↓ ↓ ↑ ↓ ↑ ↑ ↑ ↓ ↑ ↑

D G/D A D D A/G D A  
 R2 R6 L10 L10 R1 L5 R2 L10 L10 R6 L10 R6 L10 L10 R6 R6 R7 R6 R7 R6 L10 R6 L10 L10 L5  
 ↑ ↑ ↑ ↓ ↓ ↑ ↑ ↑ ↑ ↓ ↓ ↓ ↑ ↓ ↑ ↑ ↑ ↓ ↑ ↓ ↑ ↓ ↑ ↓ ↑ ↓ ↑ ↓ ↑ ↓ ↑ ↓

C C D A/G D A D/G A D  
 L9 L9 L10 R6 L10 L9 L9 L10 R6 L10 R7 R6 R7 R6 L10 R6 L10 L10 L5 R2 L10 L10 R6 L10 R6 L10 L10  
 ↑ ↑ ↑ ↓ ↑ ↑ ↑ ↑ ↑ ↓ ↓ ↓ ↓ ↓ ↑ ↓ ↓ ↓ ↑ ↓ ↓ ↓ ↑ ↓ ↓ ↓

>>

Book: Aird's Airs and Melodies vol 2

NE Fiddler's

Kerr's First p21 is almost identical

Source: Nottingham Music Database

Transcription: Transcription:??, chords:Mike Long

# The Steamboat

Hornpipe

The musical score for 'The Steamboat' Hornpipe is presented in three staves. Each staff contains a line of music in treble clef with a key signature of one sharp (F#) and a 4/4 time signature. Above the notes, chords are indicated: G, C, D, G, C, D, G, G, D, G, D, C, D, G. Below the notes, fingerings are indicated with letters L (left hand), R (right hand), and numbers 1-7, along with arrows pointing up or down to show the direction of the finger movement. The score includes repeat signs and a double bar line at the end of the third staff.

>>

Book: Kerr's First p26

Skye collection p174

Source: Kerr's First p26

Transcription: Transcription, chords:Mike Long

# Tommy's Tarbuckus

## Sparky

Hornpipe

Alisdair Fraser

Chords: Gm, F, Gm, F, Gm, F, Gm, F, Gm, Eb, F, Gm, Eb, F, Gm, Eb, F, Gm, Bb, F, D, Gm, Gm.

Source: Mike Long

Discography: From Sharon Shannon's "Out the Gap"

Transcription: Transcription, chords: Mike Long

# The Tullamore piper

## Levantine's barrel

Hornpipe

(Ireland)

Chord progression: G D G D G

Chord progression: D G D G C G

Chord progression: D G D C G D G D G

>>

Book: O'Neill's 1773

New England Fiddler's Repertoire

Source: My arrangement from various sources

Transcription: Transcription, arrangement, chords: Mike Long



# Walsh's

Hornpipe

(Ireland, England)

The musical score for 'Walsh's' is presented in three systems, each with a treble clef, a key signature of two sharps (F# and C#), and a 4/4 time signature. The music consists of eighth and sixteenth notes, with several triplet markings. Chords are indicated above the staff, and fingerings are indicated below the staff with letters R (Right hand) and L (Left hand), and numbers 1-5. The first system contains measures 1-6 with chords A, D, A, Bm, D, and A. The second system contains measures 7-12 with chords D, A, E, A, and A. The third system contains measures 13-18 with chords Bm, D, A, D, A, E, and A. The score concludes with a double bar line.

>>

Book: Irish Traditional Music Session Tunes 1 p13

Source: tonyho~1.abc

Transcription: Transcription:Hester Meadows(?),chords:Mike Long

# Wandering Willy

Hornpipe

(Ireland)

The musical score for 'Wandering Willy' Hornpipe is presented in three staves. Each staff contains a melodic line in treble clef with a key signature of one sharp (F#) and a 4/4 time signature. Chords are indicated above the notes, and fingerings are indicated below the notes with letters L (left hand) and R (right hand) and numbers 1-5. The first staff includes chords G, Am, C, G, D, and G. The second staff includes Am, D, C, D, G, G, and Am. The third staff includes G, D, G, Am, C, D, and G. The piece concludes with a double bar line and repeat dots.

>>

Book: O'Neill's 1743

Source: O'Neill's

Transcription: "Transcribed by Bob Safranek, rjs@bell-labs.com"

Transcription: Bob Safranek, chords: Mike Long

# Washington

Hornpipe

(Ireland)

The musical score for 'Washington' Hornpipe is presented in three staves. Each staff contains a melodic line in treble clef with a key signature of one flat (Bb) and a 4/4 time signature. Chords are indicated above the notes, and fingerings are indicated by letters (L, R) and numbers (1-5) with arrows showing the direction of the finger movement.

**Staff 1:** Chords: Bb, Eb, Bb, Bb, F, Eb, Bb, Eb, Bb. Fingerings include L5a, L10, R3, L8, L9, R2a, L5a, L5a, R6, L5a, L5a, R4a, L8, L8, L5a, L5a, L5a, L5a, L8, L9, L5a, L5, L5a, L10, R3, L8, R6, L5a, L5a, R4a, L8.

**Staff 2:** Chords: Bb, F, Bb, Bb, Eb, Eb, Bb, Bb, Eb. Fingerings include L8, L5a, L5a, L5a, L5a, L8, R2a, L8, L5a, R3, L5a, L5a, R6, L5a, L5a, R6, R3, R7, R4a, R6, R4a, R6, R2a, L9, L5a.

**Staff 3:** Chords: Eb, F, Bb, Eb, Bb, Bb, F, Bb. Fingerings include L9, R2a, L8, L5a, L5, L4, L5a, L10, R3, L5a, L5a, R6, L5a, L5a, R4a, L8, L5a, L8, L5a, L5a, L5a, L5a, L8, R2a, L8, L5a.

>>

Book: Kerr's First p46  
 Source: Kerr's First p46  
 Transcription: Transcription, chords:Mike Long

# Where did you find her?

Hornpipe

(Ireland)

The musical score is written in treble clef, D major, and 4/4 time. It consists of three staves of music. The first staff begins with a D chord and contains several measures of music with fingerings and a triplet of eighth notes. The second staff continues the melody with chords G, A, D, A, D, D, and G, including more fingerings and triplets. The third staff concludes the piece with chords A, D, G, A, D, A, D, and D, also featuring fingerings and triplets. The key signature has two sharps (F# and C#).

>>

Book: O'Neill's 1758

Source: O'Neill's

Transcription: Transcription, rearrangement, chords: Mike Long

# The Wicklow hornpipe

## Delahunty's hornpipe

Hornpipe

(Ireland)

Chords: D, C, Am, G

Fingering: L7 L5, L5 R1, L7 L3 L4 L7 L5, L5 L5 L7 L3 L9, L5 R1 L9, L10 L10 R6 L10, L9 L5 L5 L7, L3 L5 L5 L7 L5 L3 L5, L5 R1 L7 L4 L5, L5 L5 L3 L9 L5 L9, L10 R6 L9 L5 L5, L7 L3 L3, R6 R6 L9 L5 L7, L3 R6 R7, L10 L10 R6 L10 L9, L5 R2 L9 R2, L10 L10 L5 R1 L5, R2 L9 R1 L9 L5 L9, L10 R6 L9 L5 L5, L7 L3 L3

>>

Book: O'Neill's 1579

Source: O'Neill's 1579

Transcription: Transcription, chords: Mike Long

# The woods of Kilkenny

Hornpipe

(Ireland)

D A D G A A G D

A G D G A D D D G A G

A G G D A G D G A D

>>

Book: O'Neill's 1693

Source: O'Neill's

Transcription: Transcription:???, chords:Mike Long

# Ballydesmond polka 1

## The Jib polka

### Maurice Manley's

Polka

(Ireland)

♩ = 140

Am G Am G 1 G 2 Am

L4 L5 R1 L9 L10 L5 L5 L5 L5 L4 L4 L5 R1 L9 L10 R6 L10 R1 R1 L5 R1 L5 R1 L5

↓ ↑ L5 ↑ ↑ L10 R6 ↓ ↓ ↑ ↓ L4 L3 ↓ ↑ L5 ↑ ↑ L10 R6 ↓ ↑ L10 ↑ ↑ L5 L5 ↑ ↑ L5

Am G Am G 1 Am 2 G

R7 R6 R7 R7 L10 R6 R6 R7 R6 L10 L10 R7 R7 R7 L10 R6 L10 R1 R1 L5 R1 L5 R1 L5 R1 L5

↑ ↓ R7 ↑ R6 R6 ↓ ↑ R6 ↓ L10 L10 ↑ ↑ R7 ↓ ↑ R6 R6 ↓ ↑ L10 ↑ ↑ L5 ↑ ↑ L5 ↑ ↑ L5

Book: Ceol Rince 2 n117

Source: My arrangement from various sources

Transcription: Transcription, arrangement, chords:Mike Long

>>

# Ballydesmond polka 2

Tom Billy's

Polka

(Ireland)

♩ = 140

The image shows a musical score for a polka in 2/4 time, key of D major. It consists of two staves of music. The first staff begins with a treble clef, a key signature of one sharp (F#), and a 2/4 time signature. The tempo is marked as ♩ = 140. The first staff contains the following chords: Am G, Am G, G, Am, G, F G, and then a first ending (1) Am and a second ending (2) Am. The second staff contains the following chords: Am, G, Am, G, Am, G, F G, and then a first ending (1) Am and a second ending (2) Am. Fingerings are indicated by numbers 1-5 above or below notes, and directions (up/down) for the left and right hands.

Source: My vsn. like Tempest pt. A, anyway

Transcription: Transcription, arrangement, chords: Mike Long

>>



# Ballydesmond polka 3

Donncha Lynch's

Polka

(Ireland)

♩ = 140

The musical score is written in treble clef, key of D major (one sharp), and 2/4 time. It consists of three staves of music. Above each staff are chord symbols and below each staff are detailed fingering instructions for the left and right hands. The first staff contains measures 1-8, the second staff contains measures 9-16, and the third staff contains measures 17-24. The piece concludes with a double bar line.

Chord progression: D C D Am D C Am C D  
 D Am C Am C Am D Am  
 C Am C Am C G C G Am C D

Fingerings (Left Hand):  
 Staff 1: L5 R1 L5, L4 L7 L5 L4, L5 R1 L5, L5 R2 L10 L10, L5 R1 L5, L4 L7 L5, L5 R1 R1 L4, L4 L3 L3  
 Staff 2: L5 R2 L10 L10, L10 L10 L10, L10 L9 L10, L10 R7 R7 R7, L10 L9 L10, L10 L10, L5 R1 L10, L10 R6 R6 R6  
 Staff 3: L10 L9 L10, L10 L8 R1 L10, L10 L10 L10, L10 R7 R7 R7, L10 R6 L10 R1, L9 L10 L10 R1, L5 R1 R1 L4, L4 L3 L3

>>

Source: All three of the Ballydesmond polkas are from playing of Denis Murphy and Julia Clifford. They are usually played as a set.

My arrangement from various sources

Transcription: Transcription, arrangement, chords: Mike Long

# Ballyvourney polka 1

Polka

(Ireland)

♩ = 140

The image shows a musical score for 'Ballyvourney polka 1' in 2/4 time, with a tempo of 140 beats per minute. The key signature is one sharp (F#). The score consists of two staves of music. Above the notes, chords are indicated: D, D (C), G, D, C, D, G on the first staff; and D, C, D, G, D, C, (D), D, G on the second staff. Below the notes, fingerings are indicated with letters L (left hand) and R (right hand) and numbers 1-10, along with arrows pointing up or down to indicate finger direction.

Source: tunesf~1.abc

Transcription: Transcription:??, chords:Mike Long

>>

# Ballyvourney polka 2

Polka

(Ireland)

♩ = 140

The musical score consists of two staves of music in 2/4 time, key of D major. The tempo is marked as ♩ = 140. The first staff contains the first eight measures, with chords A, D, A, D, A, D, G, and a first/second ending for A. The second staff contains the next eight measures, with chords D, G, D/A, D, G, and a first/second ending for A. Fingerings are indicated by numbers 1-5 and letters L/R for left and right hands, with arrows showing the direction of the stroke.

Source: Henrik Norbeck

Transcription: Transcription:Henrik Norbeck(?), chords:Mike Long

>>

# Bill Sullivan's

Polka

(Ireland)

♩ = 140

A (D) A (D) A (D) A E A (D) A (D) A E A  
 R7 R7 R6 L10 R4 R6 L10 R4 R6 L10 R1 R7 R7 R6 L10 R4 R6 R2a R1 R2a R1 L5  
 ↑ ↑ ↑ ↑ ↓ ↑ ↑ ↓ ↑ ↑ ↑ ↓ ↓ ↑ ↑ ↑ ↑ ↑ ↓ ↓ ↑ ↑ ↑

A D A E A D A E A  
 R2a L10 L10 R6 L10 R2a L10 R1 R2a R1 L5 R2a L10 L10 R6 L10 R2a R1 R1 R1 L5 L5  
 ↓ L10 R2a ↓ R6 ↑ ↓ ↓ L10 L8 ↓ R1 ↑ ↑ ↓ L10 R2a ↓ R6 ↑ ↓ ↓ L10 ↑ ↑ R2a ↑ ↑ ↑

Book: Irish Traditional Music Session Tunes 1

Source: My arrangement from various sources

Transcription: Transcription, arrangement, chords: Mike Long

>>

# Billy's a bonny lad

Polka

(England)  
Lancashire

♩ = 140

D A D G D A D A D

R6 L10 R6 L10 R2a L10 R6 R6 L10 R6 L10 R6 L10 R2a L10 R6 R6 R7 L10 R2a L10 L10

D D A D D D A D

L8 R1 L5 L7 L3 L3 L7 L5 R1 L5 R2a L10 R2a R1 L5 R1 L5 L5 L7 L3 L3 R6 R6 R7 L10 R2a L10 L10

Book: Winder

Source: Richard Robinson

Transcription: Transcription:Richard Robinson(?), Chords:Mike Long

>>

# Bruise Hill

## The Five Servants

### The Ballybunnion Polka

Polka

♩ = 140

D    G    D    A    D    G    D    G    A    D

L3    L7 L4 L5    L5 L7 R1    L5 R1 L10    L10 R6 L10 L8    R1 R2a R1    L5 R1 L5 L5    L5 L4 L7 L4    L3 L3  
 ↑ L4    ↑ ↓ L7 ↑    ↓ ↑ L5 ↑    ↑ ↑ R2a    ↑ R6 L10 ↓    ↑ ↓ L10    ↑ ↑ L5 L7 ↑    ↓ ↓ ↑ ↓    ↑ ↑

D    A    A    G    D    D (A)    G    A    D

L10    R6 L10 L10    R6 R6 R7    L10 R6 L10    L10 L10 R1 L10    L8 L5 L5    L5 R1 L5 L7 L5    L5 L4 L7 L4    L3 L3  
 ↓ L10    ↑ ↓ R6    ↑ L10 R6    ↑ ↑ L10    ↑ R6 L10 ↓    ↑ ↓ L7    ↑ ↑ L5    ↑ ↑    ↓ ↓ ↑ ↓    ↑ ↑

>>

Source: A rough attempt at the chieftains

Discography: Chieftains 8, trk6 #1

Transcription: Transcription, arrangement, chords: Mike Long

# Cathy's favourite

Pat Hogan's

Kerry polka

Polka

♩ = 140

Chords: G, Am, C, D, G, C, D, G, Am, G, Am, C, G/D, Am

Fingerings: L5 L5 L10 R6 R6 L10 L10, L10 L8 L5 R1, L9 L10 R1 L5, L5 L5 L10 R6 R6 L10 L10, L10 R7 L10 R6, R6 R6, R7 L10 L10 R7 L10 R6, R6 L10 L10 R1, L5 L5, R7 L10 L10 R7 L10 R6, R6 L10 L10 R1, L5 L5

>>

Book: Music from Ireland Vol. 3

Source: Music from Ireland Vol. 3

Transcription: Transcription, chords: Mike Long

# Clare polka 1

Polka

(Ireland)

♩ = 140

The musical score for 'Clare polka 1' is written in G major and 2/4 time. It consists of two staves of music. The first staff contains the first 12 measures, with a first ending (1) and a second ending (2). The second staff contains the final 8 measures. Chords are indicated above the notes, and fingerings are indicated below the notes with letters L (left hand) and R (right hand) and numbers 1-5. Arrows indicate the direction of finger movement.

**Staff 1:**

- Measure 1: Chord G, fingering L3 ↑
- Measure 2: Chord G, fingerings L5 L5 ↓, L9 ↑, R1 ↑
- Measure 3: Chord C, fingerings L10 ↓, L10 ↓
- Measure 4: Chord D, fingerings L9 L10 ↑, L9 ↓, R1 ↑
- Measure 5: Chord G, fingerings L5 L5 ↓, L3 ↑
- Measure 6: Chord G, fingerings L5 L5 ↓, L9 ↑, R1 ↑
- Measure 7: Chord G, fingerings L10 ↓, L10 ↓
- Measure 8: Chord C, fingerings L9 L10 ↑, L9 ↓, R1 ↑
- Measure 9: Chord D, fingerings L9 L10 ↑, L9 ↓, R1 ↑
- Measure 10: Chord G, fingerings L5 L5 ↓, L3 ↑
- Measure 11: Chord G, fingerings L5 L5 ↓, L3 ↑
- Measure 12: Chord G, fingerings L5 L5 ↓, L3 ↑

**Staff 2:**

- Measure 13: Chord G, fingerings R6 ↓, L10 ↓, L10 ↑, L10 ↓
- Measure 14: Chord G, fingerings R6 ↓, L10 ↓, L10 ↑, L10 ↓
- Measure 15: Chord G, fingerings R1 ↑, L5 ↓, R6 ↓, L10 ↓
- Measure 16: Chord D, fingerings R1 ↑, L5 ↓, R2 ↓, L10 ↓
- Measure 17: Chord G, fingerings R6 ↓, L10 ↓, L10 ↑, L10 ↓
- Measure 18: Chord G, fingerings R6 ↓, L10 ↓, R1 ↑, L5 ↓
- Measure 19: Chord C, fingerings R2 ↓, R6 ↓, R6 ↑, R7 ↑
- Measure 20: Chord D, fingerings R6 ↓, R6 ↑
- Measure 21: Chord G, fingerings R6 ↓, R6 ↑

Transcription: Han Speek(?), arrangement:Conor Keane, chords:Mike Long

>>



# Clare polka 2

Polka

(Ireland)

♩ = 140

Am C G Am C G Am

L5 L5 L4 R1 L10 L10 L10 L9 L5 R1 L5 L5 L5 L4 L5 L5 L5 L4 R1 L10 L10 L10 L9 L5 R1 L5 L5 L8

↑ ↓ ↓ ↓ ↓ ↑ ↓ ↑ ↑ ↑ ↓ ↑ ↓ ↓ ↓ ↓ ↑ ↓ ↑ ↑ ↑ ↓ ↑ ↑

Am C G Am C G Am

L10 R7 L10 L10 L10 L10 L10 L9 L10 R6 R6 R6 R7 R6 L10 R7 L10 L10 L10 L10 L10 L9 L5 R1 L5 L5 L5

↑ ↑ ↑ ↓ ↑ R7 ↑ ↓ ↑ ↓ ↓ ↑ L10 ↓ ↑ R6 ↓ ↑ ↑ ↑ ↓ ↑ R7 ↑ ↓ ↑ ↑ ↑ ↓ ↑ ↑

Source: Conor Keane

Transcription: Han Speek(?), arrangement: Conor Keane, chords: Mike Long

>>

# Dark girl

Polka

(Ireland)

♩ = 140

The musical score is written in G major (one sharp) and 2/4 time. It consists of three staves of music. Above the notes, chords are indicated: D, G, D, G, D, A, D, G, D on the first staff; G, A, D, D, D, A, G, D on the second staff; and A, D, D, A, G, A, D on the third staff. Below the notes, fingerings are indicated with letters L (left hand), R (right hand), and numbers 1-5, along with arrows pointing up or down to indicate finger direction.

>>

Book: Music from Ireland Vol. 3

Source: My arrangement from various sources

Discography: Denis Murphy and Julia Clifford ?

Transcription: Transcription, arrangement, chords: Mike Long

# Dennis Murphy's

Polka

♩ = 140

The musical score consists of two staves of music in 2/4 time, key of D major. The tempo is marked as ♩ = 140. The first staff begins with a D chord and continues with G, A, and D chords. The second staff begins with a D chord and continues with G, D, A, D, G, and G A chords. Both staves include a first and second ending. Fingerings are indicated by numbers 1-5 and letters L (left hand) and R (right hand) with arrows showing the direction of the stroke.

**Staff 1 Chords and Fingerings:**

- Chord 1: D (R6 R6 L10 L10 ↑ ↓ R6 L10 R1 ↑ ↑ ↓ ↓ ↑)
- Chord 2: G (L5 L7 ↑ L3 L5 ↑ ↑ ↑)
- Chord 3: A (L5 L4 L10 ↓ ↓ L10 L10 ↓ R1 L5 ↑ ↑ ↑)
- Chord 4: D (R6 R6 L10 L10 ↑ ↓ R6 L10 R1 ↑ L3 L5 ↑ ↑ ↑)
- Chord 5: G (L5 L7 ↑ L3 L5 ↑ ↑ ↑)
- Chord 6: A (L5 L4 L10 R6 ↓ ↓ ↑ L10 ↑ ↑ ↑)
- Chord 7: D (1st ending: L10 L10 ↓ ↓; 2nd ending: L10 L10 R1 ↑ L10 L10 ↓ ↓ ↓ ↓ ↑)

**Staff 2 Chords and Fingerings:**

- Chord 1: D (L5 R6 L10 ↑ ↑ R6 R6 ↑ ↑ ↑)
- Chord 2: G (L9 R6 L9 ↓ ↓ R6 ↓ ↓ ↓)
- Chord 3: D (L5 R6 L10 ↑ ↑ R6 L10 ↑ ↑ ↓)
- Chord 4: A (L10 L10 R1 ↑ R6 L10 L5 ↑ ↑ ↓ ↓ ↑)
- Chord 5: D (L5 R6 L10 ↑ ↑ R6 R6 ↑ ↑ ↑)
- Chord 6: G (L9 R6 R6 ↓ ↓ R6 R7 ↓ ↓ ↓)
- Chord 7: G A (R7 R7 R6 ↓ ↑ ↓ R2a ↓ ↓ ↓)
- Chord 8: D (1st ending: L10 L10 R1 ↑ L10 L10 ↓ ↓ ↓ ↓ ↑; 2nd ending: L10 L10 ↑ L10 ↓ ↓ ↓)

Source: My arrangement from various sources

Transcription: Transcription, arrangement, chords: Mike Long

>>

# Dha Phort

Polka

(Ireland)

♩ = 140

D A G D A G D

L3 L4 L3 R1 L5 L7 L3 L4 R2a R1 L5 L7 L10 L3 L4 L3 R1 L5 L7 L3 L4 L7 L5 L3a L4 L3 L3

D A G D G A D

L10 L10 R1 R2a L3 L7 R1 L4 R2a R1 L5 L7 L5 R2 L10 R1 R2a L3 L7 R1 L4 R2a L4 L3 L3

Source: Unknown Childrens Gaelic tape

Discography: Show the Ladies- pretty different vsn, but the same tune... -mdl

Transcription: Transcription, chords:Mike Long

>>

# Egan's Peg Ryan's The Freemont polka

Polka

(Ireland)

♩ = 140

>>

Source: Richard Darsie

Transcription: Transcription, chords: Mike Long

# Farewell to whiskey

Polka

Not to be confused with the air by Gow...

♩ = 140

D G A D G A D

L5 R1 L7 L5 R2 R6 L10 L8 R1 L7 L5 L7 L4 L3 L5 R1 L7 L5 R2 R6 R6 R6 L10 L10 L10

A D E A D E A

L10 R6 R2a L10 R6 R6 L10 R6 R2a L10 R1 L5 R2 R6 R2a L10 R7 L10 R1 L5 L5 R2a

Source: ceolas~2.abc- unknown, photocopy

Transcription: Transcription:??, chords:Mike Long

>>

# The 42 pound cheque

Polka

(Ireland)

♩ = 140

The musical score consists of two staves of music in 2/4 time, key of D major. The tempo is marked as ♩ = 140. The first staff contains the first 10 measures, with chords D, G, D, G, D, D, G, D, and two first endings for G A D. The second staff contains the remaining 10 measures, with chords D, G, A, D, G, A, and two first endings for D. Fingerings are indicated by numbers 1-5 and arrows for up and down strokes.

Source: ?

Transcription: Transcription, chords: Mike Long

>>

# Freedom for Ireland

## The siege of Ennis

Polka

(Ireland)

$\text{♩} = 140$

Chords: G, G (D), C, G, G, D, G, G, C, G, C, G, D, Em, C, D, Em, G, C, G, G, D, G

Footwork notation: L3 L4 L2, L3 L4 L5, R1 L10 L8 R1, L5 L4 L4 L7, L3 L4 L2, L3 L4 L5, R1 L10 L8 R1, L5 L5, R1 L10 L10 R1, L9 L10 L10, R1 L10 L8 R1, L5 L4 L4 L3, R1 L10 L10 R1, L9 L10 L10 R6, R6 L10 R6 L10, L10 L10 L10, R6 L10 R6 L10, L10 R6 L10 L5, R1 L10 R1, L5 L4 L4 L7, L3 L4 L2, L3 L4 L5, R1 L10 L8 R1, L5 L5

>>

Book: Roche 3 (as a long dance)

Nicholson's collection (?) -as a polka

Royal Irish Rangers(?) -as a reel

O'Neill's 1815

Source: O'Neill's 1815

Transcription: Transcription:Bob Safranek, chords:Mike Long



# The glen cottage 1

Polka

(Ireland)

♩ = 140

The musical score consists of two staves of music in 2/4 time, with a key signature of one sharp (F#). The tempo is marked as ♩ = 140. The first staff contains the main melody with two endings. The second staff provides a bass line. Chords are indicated above the notes, and fingerings are indicated by numbers 1-5 and letters L (left hand) and R (right hand) with arrows showing the direction of the stroke.

**Staff 1 (Melody):**

- Chords: Am, Am, G, Am, G, Am, Am, G, Em, G
- Endings: 1 Am, 2 Am

**Staff 2 (Bass):**

- Chords: Am, G, D, Am, Em, G, Am

Book: Irish Traditional Music Session Tunes 2 n22 is a different tune

Ceol Rince 3, #78

Source: Ceol Rince 3

Transcription: Transcription, chords:Mike Long

>>

# The glen cottage 2

Polka

(Ireland)

♩ = 140

The musical score consists of two staves of music in 2/4 time, with a key signature of one flat (Bb). The tempo is marked as ♩ = 140. The first staff contains the main melody, which is repeated twice. The second staff contains a variation of the melody. Chords are indicated above the notes, and fingerings are indicated by numbers 1-5 with arrows showing the direction of the finger movement.

**Staff 1:**

- Chords: Gm, (Bb), Gm, (Dm), 1 Gm, 2 Gm
- Fingerings: L5a L8 L4 L3 L8, L5a L8 L4 L5a L10 L9, L5a L8 L4 L3 L5, R2 L9 L8, L5 L5 L9, L5 L5

**Staff 2:**

- Chords: Gm, (Bb), (Dm)
- Fingerings: L10 R6 R6 R7, R6 R3 L10, L10 R6 R3, R6 R6 R7, R4a R7, R6 R3 L10 L9, L10 L8 L5 L5a, L10 L10 L9

Book: Irish Traditional Music Session Tunes 2 n22

Source: Irish Traditional Music Session Tunes 2 n22

Transcription: Transcription, chords: Mike Long

>>

# Heave and go

Polka

(Shetland Islands)

♩ = 140

Chords: G G (C) G G (C) G

Fingerings (Staff 1):  
 L3 L3 L4    L3 L1 L5 L7    L3 L2 L2 L3    R1 L5 L5 R1    L3 L3 L4    L3 L1 L5 L7    L3 L2 L2 L3    R1 L5 L5

Chords: G G (C) G G C G (D) C G C G

Fingerings (Staff 2):  
 R2 L9 L10    L10 R3    L10 L9 L10    L10 R3 R6    L10 R6 L10    L10 L10    L9 R1 L5    L5 L5 R1

Source: Richard Robinson

Transcription: Transcription:Richard Robinson(?), Chords:Mike Long

>>

# The humours of Listowel

## Babes in the woods

Polka

(Ireland)

♩ = 140

D G A D A D G A D

L5 R1 L5 L7 L5 R2 L10 R6 R6 R6 L10 L10 R6 L5 L5 R1 L5 L7 L5 R2 L10 R6 R6 R6 L10 L10 L10

A (G) A A G A D

L10 L10 L10 R2a L10 R7 L10 L10 R6 R6 L10 R2a L5 R2 L10 L10 R2a L10 R7 R6 R7 R6 R6 L10 L10 L10

Book: Irish Traditional Music Session Tunes 3 n45

Source: Castle Ceili Band

Transcription: Transcription:m euritt, minor arr., chords:Mike Long

>>

# I'll buy boots for Maggie

Polka

(Ireland)

$\text{♩} = 140$

The musical score is written in 2/4 time with a tempo of 140 beats per minute. It consists of two staves of music. The first staff begins with a treble clef and a key signature of one flat (B-flat). The second staff begins with a repeat sign. Chords are indicated above the notes, and fretting diagrams are shown below the notes.

**Staff 1:**

- Measure 1: Am (L5 ↑, R1 ↑, L10 ↓, L9 ↓)
- Measure 2: (Em) (L10 ↑, R6 ↓, L10 ↓, R6 ↑)
- Measure 3: G (L5 ↑, R1 ↑, L5 ↓)
- Measure 4: Am (L5 ↑, R1 ↑, L10 ↓, L9 ↓)
- Measure 5: Em (L10 ↑, R6 ↓, L10 ↓, R6 ↑)
- Measure 6: G (L10 ↑, R6 ↓, L10 ↓, R6 ↑)
- Measure 7: Am (R1 ↑, L5 ↓, L8 ↓)

**Staff 2:**

- Measure 1: Am (L10 ↑, R7 ↓, R7 ↓, R7 ↓)
- Measure 2: G (R8 ↑, R7 ↓, R7 ↓, R6 ↓)
- Measure 3: Am (L10 ↑, R7 ↓, R7 ↓, R7 ↓)
- Measure 4: G (R8 ↑, R7 ↓, R7 ↓)
- Measure 5: Am (L10 ↑, R7 ↓, R7 ↓, R7 ↓)
- Measure 6: G (R8 ↑, R7 ↓, R7 ↓, R6 ↓)
- Measure 7: Em (L10 ↑, R6 ↓, L10 ↓, L10 ↓, R1 ↑)
- Measure 8: G (L10 ↑, R6 ↓, L10 ↓, R1 ↑)
- Measure 9: Am (R1 ↑, L5 ↓, L5 ↓)

>>

# Jessica's polka

Polka

♩ = 140

A D A E A D A E

L10 L10 L10 R6 L10 R2a L5 R1 L8 L10 R1 L10 L10 L10 R6 L10 R2a L5 R1 L5 L7 L5 L4  
 ↑ R6 R2a ↑ ↑ R1 ↓ ↑ ↑ R2a ↑ R2a ↑ R6 R2a ↑ ↑ R1 ↓ ↑ ↑ R2a ↑ ↑ ↓

D A A D A D A E

L7 R1 L7 R2a L5 R2 R6 R2a R7 R3a L10 L10 L10 R6 L10 R2a L5 R1 L5 L7 L5 L4  
 ↑ ↑ L5 ↑ ↓ R1 ↑ ↓ ↑ L10 L10 ↑ ↓ R6 ↑ R6 R2a ↑ ↑ R1 ↓ ↑ ↑ R2a ↑ ↑ ↓

Source: Richard Darsie

Transcription: Transcription, chords: Mike Long

>>

# Jim Keefe's

Polka

♩ = 140

Chords: D C D A D C D A D

Fingerings (Staff 1):  
 L8 ↑, L10 ↓, R2a ↓, L10 ↓, L10 ↓, L9 ↑, L5 ↑, L8 ↑, L10 ↓, R2a ↓, L10 ↓, R6 ↓, R6 ↑, L10 ↑, L10 ↓, R2a ↓, L10 ↓, L10 ↓, L9 ↑, L5 ↑, L5 ↓, R6 ↓, R6 ↓, R6 ↓, L10 ↓, L10 ↓, L10 ↓

Chords: D G D C D G D A D

Fingerings (Staff 2):  
 L10 ↑, R6 ↑, L10 ↑, L10 ↓, R6 ↓, R6 ↑, L10 ↑, R6 ↑, L10 ↑, R7 ↑, R6 ↓, L10 ↓, L10 ↓, R6 ↑, L10 ↓, L10 ↓, R6 ↓, R6 ↑, L10 ↓, R6 ↓, R6 ↓, R6 ↓, L10 ↓, R6 ↓, R6 ↓, L10 ↓, L10 ↓, L10 ↓

Book: Ceol Rince 3 n64

Source: Lark camp 96 (Laurie)

Transcription: Transcription:?, minor arr., chords:Mike Long

>>

# John Ryan's

Polka

(Ireland)

♩ = 140

The musical score consists of two staves of music in 2/4 time, key of D major. The tempo is marked as ♩ = 140. The first staff contains the first eight measures, with a first ending (1) and a second ending (2). The second staff contains the remaining measures, including a repeat sign at the beginning. Chords are written above the notes, and fingerings (L10, R1, R2a, R1, L5, L7, L7, L10, R1, R2a, R1, L5, L7, L3, L10, R1, R2a, R1, L5, L7, R2, R6, L10, L10, L10, L10, L10, L10) are indicated below the notes with arrows showing the direction of the finger movement.

Source: My arrangement from various sources

Transcription: Transcription, arrangement, chords: Mike Long

>>



# The Kerry cow

Polka

(Ireland)

♩ = 140

D G A D A G D

L5 R1 L5 L7 L5 R2 L5 L5 L7 L4 L7 L5 L4 L5 R1 L5 L7 L5 R2 L10 R2a L5 L4 L3 L3  
 ↑ ↑ L5 ↓ ↑ ↑ ↑ ↓ ↑ L5 ↑ ↓ ↓ ↓ L7 ↑ ↓ ↑ ↑ L5 ↓ ↑ ↑ ↑ ↑ L10 ↓ L5 ↓ ↓ ↑ ↑

D A G A D A G A D

L10 L10 L10 R2a L5 L5 R1 L5 L5 L7 L5 R1 L5 L5 R2 L10 L10 R2a L5 L5 L5 R1 L5 L7 L3 L3  
 ↓ ↑ R6 ↓ ↓ ↑ ↑ ↑ ↑ ↓ ↓ ↓ ↓ ↑ ↑ ↑ ↑ ↑ R6 ↓ ↓ ↑ ↑ ↑ ↓ ↑ ↑ ↑ ↑

Book: Ceol Rince 2 n116

Source: Henrik Norbeck ABC

My arrangement from various sources

Discography: Sean Ryan: Siuil Uait

Transcription: Transcription, arrangement, chords: Mike Long

>>

# Kerry polka

Polka

(Ireland)

♩ = 140

Em D Em D Em D A

R1 R1 L5 L7 L5 L3 L5 R1 R1 L5 R1 R2a L10 L10 R1 R1 L5 L7 L5 L3 L4 L7 L3 L5 L7 L4 L4

Em G Em G D A

R1 L10 R6 L10 R1 L5 R1 L10 R6 L10 R1 R2a L10 L10 L5 L7 L3 L4 L5 L7 L10 L5 L5

Book: Music from Ireland Vol. 3

Source: Music from Ireland Vol. 3

Transcription: Transcription, chords: Mike Long

>>

# Knocknaboul polka 1

The glen cottage

The Scartaglen polka

Polka

(Ireland)

See also: Maggie in the wood

♩ = 140

G D G G D G

L5 L3 L5 L5 R1 L10 L10 R6 L9 R1 L5 R1 L5 L5 R1 L5 L3 L5 L5 R1 L10 L10 R6 L9 L5 R1 L5 L5 L5

G C G D

R1 L10 R6 R6 R6 L10 L10 R6 R6 L10 L10 R1 R1 L5 L5 L5 R1 L5 L5 L5 L5

G C G D 1 G 2 G

R1 L10 R6 R6 R6 L10 L10 R6 R6 L10 L10 R1 L5 R1 L5 L5 L5 L5 L5 L5 R2

G (D) G G D G C G C G D

R6 R6 R7 R7 R7 R7 R6 R6 R7 R6 R7 R7 R7 R7 R6 L10 L10 R6 L10 L10 R1 R3 L10 L10 R1 L5 R1 L5

1 G 2 G

L5 L5 R2 L5 L5 L5

>>

Book: Ceol Rince 3 n62

Irish Fiddle Book p144

Irish Traditional Music Session Tunes

Source: ?

Discography: Davy Spillane: Atlantic Bridge- Scartaglen

Transcription: Transcription, arrangement (?), chords:Mike Long

>>

# Knocknaboul polka 2

Polka

(Ireland)

♩ = 140

Chord progression: G D G D C G

Fiddle fingering: L5 R1 R1 R1 L5 R1 R1 L5 L7 L5 L5 L5 L7 L5 L3 L5 R1 R1 R1 L5 R1 L10 R6 L10 L9 L5 L5 L5

Chord progression: G D G D C G

Fiddle fingering: R6 R6 R6 R6 R7 R7 R6 R6 L10 L10 L10 R6 R6 R7 R6 R6 R6 R6 R6 R7 R7 R6 R6 L10 L9 L5 L5 L5

Chord progression: G D G D C G

Fiddle fingering: R1 R1 L9 L10 L9 L5 L5 L7 L5 L4 L3 L7 L5 L5 L5 R1 L5 L9 L10 L9 L5 R6 R6 L10 L9 L5 L5 L5

>>

Book: Ceol Rince 3 n65

Irish Fiddle Book p144

Irish Traditional Music Session Tunes 3 n46

Source: irishf~5.abc

Transcription: Transcription:?, minor arr., chords:Mike Long



# Maggie in the wood

Polka

(Ireland)

See also: Knocknaboul polka 1

♩ = 140

Chord progression: G C G D G C G D G

Rhythmic patterns (System 1):  
 R1 L5 L3 L5 L5 R1 L10 R6 L10 L5 L5 R1 L5 L5 R1 L5 L3 L5 L5 R1 L10 R6 L10 L5 R1 L5 L5

Rhythmic patterns (System 2):  
 R2 R6 R6 L10 L10 R6 L10 L10 R1 L5 R1 L5 L5 R2 R6 R6 L10 L10 R6 L10 L10 L5 R1 L5 L5

Rhythmic patterns (System 3):  
 R2 R6 R6 L10 L10 R6 L10 L10 R1 L5 R1 L5 L5 R1 L5 L5 R1 L5 L3 L5 L5 R1 L10 R6 L10 L5 R1 L5 L5

>>

Book: Irish Traditional Music Session Tunes 2

Source: My arrangement from various sources

Transcription: Transcription, arrangement, chords: Mike Long

# The magic slipper

Polka

♩ = 140

Chord sequence: D A D A | 1 D | 2 D

Fingerings for first staff:  
 L5 R1 L7 L3 L5 L5 R1 L7 L5 L7 L7 L3 L4 L5 L5 R2a L10 L10 L10 L10 R1 L10 L10  
 ↑ ↑ L5 ↑ L7 R2 ↑ ↑ L5 ↓ ↓ L4 L4 ↑ ↓ L7 ↑ R1 L10 ↑ ↓ R2a ↓ ↓ ↓ ↓ ↓ ↓ ↓ ↓ ↓ ↓

Chord sequence: D A D A | 1 D | 2 D

Fingerings for second staff:  
 R6 L10 L10 R6 R2a L8 R2a R6 L10 L10 R6 L10 L10 R6 R2a L5 R6 R2a L10 L10 L10 R1 L10 R1 L10 R1 L10 L10 L10 R1  
 ↑ ↓ R6 ↑ L10 R1 ↑ L10 L10 ↑ L10 L10 ↑ ↓ R6 ↑ L10 R1 ↑ ↓ L10 ↓ ↓ ↓ ↓ ↓ ↓ ↓ ↓ ↓ ↓

Source: Various web abc's

Discography: Begley & Cooney: Meitheal

Transcription: Transcription:??, minor arr., chords:Mike Long

>>





# Mairi's wedding

Polka

(Scotland)

♩ = 140

Chord sequence: A D E A D E

Fingerings for first staff:  
 Measure 1: L4 ↓, L4 ↓, L4 ↓, L7 ↑, L5 ↑, R1 ↑, R2a ↓  
 Measure 2: R1 ↑, L5 ↑, L7 ↑, L5 ↑, R2a ↓, R1 ↑, R2a ↓, L10 ↑  
 Measure 3: L4 ↓, L4 ↓, L4 ↓, L7 ↑, L5 ↑, R1 ↑, R2a ↓  
 Measure 4: R1 ↑, L5 ↑, L7 ↑, L3 ↑, L4 ↓, L4 ↓

Fingerings for second staff:  
 Measure 1: L10 ↑, L10 ↑, R6 ↑, L10 ↑, L10 ↓, R2a ↓  
 Measure 2: R1 ↑, L5 ↑, L7 ↑, L5 ↑, R2a ↓, R1 ↑, R2a ↓, L10 ↑  
 Measure 3: L10 ↑, L10 ↑, R6 ↑, L10 ↑, L10 ↓, R2a ↓  
 Measure 4: R1 ↑, L5 ↑, L7 ↑, L3 ↑, L4 ↓, L4 ↓

Source: Richard Robinson

Transcription: Transcription:Richard Robinson(?),rearrangement, chords:Mike Long

>>

# Many's a wild night

Polka

♩ = 140

The musical score consists of two staves of music in G major (one sharp) and 2/4 time. The tempo is marked as ♩ = 140. The first staff contains the first eight measures, with chords D, G, D, G, A, and D. The second staff contains the remaining eight measures, with chords D, A, D, A, A, G, and D. Each measure includes specific fingering instructions for the left and right hands, using letter notation (L10, R1, L5, R2, etc.) and arrows to indicate finger direction (up or down).

Source: David Kidd

Pubscouts

Discography: Jackie Daly, Many's a Wild Night

Transcription: Transcription:Lorna LaVerne?, chords:Mike Long

>>

# O! the britches full of stitches

## The breeches full of stitches

Polka

(Ireland)

♩ = 140

A D A D A D E  
 L5 R1 L5 R1 L5 R2a L10 L8 R1 L5 R1 L5 L7 L5 R1 L5 R1 L5 R2a L10 L8 R1 L7 L7 L4 L4  
 ↑ ↑ R2a ↓ ↑ ↑ ↓ ↑ ↑ ↑ ↑ ↑ ↑ ↓ ↑ ↑ ↑ ↑ ↑ ↓ ↓ ↓  
 A D A D A D E  
 L10 R6 R2a R1 L5 R1 R2a L10 R6 R2a R1 L5 L7 L10 R6 R2a R1 L5 R1 R2a L5 R1 L7 L7 L4 L4  
 ↑ ↑ L10 ↓ ↑ ↑ ↓ ↑ ↓ ↑ ↑ ↑ ↑ ↑ ↓ ↑ ↑ ↑ ↓ ↑ ↑ ↑ ↑ ↓ ↓ ↓

Source: My arrangement from various sources

Transcription: Transcription, arrangement, chords: Mike Long

>>

# Rattling bog

Polka

♩ = 140

D G D A D G D A D  
 L10 ↓ L10 ↑ R6 ↑ R6 ↑ L10 ↓ L10 R1 ↓ R1 ↑ R1 ↑ L5 ↑ R2 ↓ L10 ↓ L10 R2a ↓ L10 R6 ↑ L10 ↑ R6 ↑ R6 ↑ L10 L10 ↓ R1 ↑ R1 ↑ L5 ↑ R7 ↑ R7 ↑ R6 L10 L10 ↑ L10 ↓  
 D A D A D A D A D A D  
 L10 ↓ L10 ↑ R6 ↑ L10 ↓ L10 ↑ R6 ↑ L10 ↓ L10 R6 ↑ R7 ↑ R6 L10 ↑ L10 ↓ L10 R6 ↑ L10 ↓ L10 R6 ↑ L10 ↓ L10 R6 ↑ L10 ↓ L10 R6 ↑ R7 ↑ R7 ↑ R6 L10 L10 ↑ L10 ↓

Source: Nottingham Music Database

Kevin Briggs, via EF

Transcription: Transcription:???, chords:Mike Long

>>

# 69th Street

Polka

(Ireland)

♩ = 140

The musical score for '69th Street' is presented in three staves. The first staff contains the first two measures of the piece, with a first ending bracketed over measures 3 and 4, and a second ending bracketed over measures 5 and 6. The second staff contains measures 7 through 10. The third staff contains measures 11 through 14. Chords are indicated above the notes, and fingerings are indicated below the notes with numbers 1-5 and arrows for up and down strokes.

**Staff 1:** Am, G, Em, Am, G, Em, 1 Am, 2 Am, Am

**Staff 2:** G, Em, Am, G, Am

**Staff 3:** Am, G, Em, Am, G, Em, Am

>>

Book: Music of Corktown(?)

Source: P. Varlet

Discography: Celtic Thunder: Green Linnet GL 1029 (1981)

Transcription: Transcription:?, chords:Mike Long

# Spanish lady

Polka

♩ = 140

Chords: D G A D G A

Fingerings (Staff 1):  
 L5 ↑ L5 ↓  
 L7 L5 R1 ↑ ↑ L5 R2a ↓ ↓ L10 R6 ↓ ↑ R6  
 L10 R2a L10 ↓ ↓ L10 R6  
 R6 L10 L10 ↓ ↑ R6  
 R1 L5 L5 ↑ L5 R1 L5  
 L7 L5 R1 ↑ ↑ L5 R2a ↓ ↓ L10 R6  
 L10 R2a L10 ↓ ↓ L10 R6  
 R6 L10 L10 ↓ ↑ R6  
 R1 L5 L5 ↑ L5

Chords: D A D A D A G A

Fingerings (Staff 2):  
 R6 R7 R7 R7 ↑ ↑ ↑ R7 R6 ↓ ↓ ↑  
 L10 L10 ↑ L10 L10 ↓ ↓ ↑  
 R6 R7 R7 R6 ↑ ↑ ↑ ↑  
 L10 L10 ↑ L10 ↓ ↑  
 R6 R7 R7 R7 ↑ ↑ ↑ R7 R6 ↓ ↓ ↑  
 L10 L10 R6 ↑ L10 L10 ↓ ↓ ↑ ↑  
 R6 L10 L10 ↓ ↑ R6 ↓ ↑  
 R1 L5 L5 ↑ ↑ ↑

Book: Session tunes 1 (???)

Source: John B. Walsh

ceolas~2.abc

Transcription: Transcription:???, chords:Mike Long

>>

# Taur polka

Polka

♩ = 140

Chords: D (A) C (G) D (A) C G

Fingerings for first staff:  
 R1 ↑ L5 L3 L5 ↑ ↑ L7 L8 ↑ ↓ ↑ L10 R2a R1 ↓ ↓ L5 ↑ ↑ L9 L9 L5 ↑ ↑ L9 L3 L7 R1 ↑ ↑ L5 L5 L3 L5 ↑ ↑ L7 L8 L10 R2a R1 ↓ ↓ L5 ↑ ↑ L9 L9 L4 L4 L3 ↓ ↑ L3

Chords: D A D G D A C G

Fingerings for second staff:  
 L10 ↑ R6 R6 L10 ↑ ↓ R6 L10 R2a L5 R2 ↓ L5 ↑ ↑ R6 L10 R6 ↑ ↓ L10 R6 R7 R6 ↓ ↑ ↓ R6 R6 L10 L10 R2a L5 R1 ↓ L5 ↑ ↑ L9 L9 L4 L7 L3 L3 ↑ ↑ ↑

Book: Pipers club(?)

Source: pipers~1.abc

Transcription: Transcription: Denis Brooks?, minor arr., chords: Mike Long

>>



# Up and away

Polka

(Ireland)

$\text{♩} = 140$

G D C/G (D) G

L10 L9 R1 L5 R1 L5 R1 L9 R1 L3  
 ↓ ↑ ↑ ↑ ↑ ↑ ↑ ↑

L5 R1 L5 L7 L3 L7 L5 L5 L5 L5 R1 L9 L10 L9 R1 L5 R1 L5 R1 L9 L3  
 ↑ ↑ ↑ ↑ ↑ ↑ ↑ ↑ ↓ ↓ ↓ ↑ ↑ ↑ ↓ ↓ ↑ ↑

D G G C G D

L5 R1 L5 L7 L3 L7 L5 L5 L5 R7 R7 R6 R6 R7 R6 R6 L10 L10 R1 R1 L5 R1 L10 L8 L5 L5 L5  
 ↑ ↑ ↑ ↑ ↑ ↑ ↑ ↓ ↓ ↓ ↓ ↑ ↑ ↓ ↑ ↑ ↓ ↑ ↑ ↓ ↓ ↓ ↓ ↓

G G C G D G

L3 L5 L5 L7 L5 R7 R7 R6 R6 R7 R6 R6 L10 L10 R1 R1 L5 R1 L10 L8 L5 R1 L5 L5 L5  
 ↑ ↓ ↓ ↑ ↓ ↓ ↓ ↑ ↑ ↓ ↑ ↑ ↓ ↑ ↑ ↓ ↓ ↓ ↓ ↓

>>

Book: Irish Traditional Music Session Tunes 3 n47

Source: ???

Transcription: Transcription (?), arrangement (?), chords:Mike Long

# Wallace's Cross

Polka

(Ireland)

♩ = 140

Chords: A G A G A G A G D

Chords: D G A D G A D

Fingering instructions: L10 L10 L10, R1 L5 R1 L10, L10 L10 L10, R1 L5 L5, R2 R6 L10, R1 L5 R1 L10, R7 R7 R6 R2a, L10 L10, R6 L10 L5, R1 L10 R6, R7 R7 R6 R2a, L10 L10, R7 R7 R6 R2a, L10 L10

Book: Ceol Rince 3 n69

Discography: Chieftains 8, Trk.6 #3

Transcription: Transcription, chords:Mike Long

>>

# Winhams

Polka

♩ = 140

G C G C G D G C G C D G

L3 L5 L5 L5 L3 L4 L5 L3 L5 L4 L5 L3 L5 R1 L5 R1 L5 L5 L5 L3 L4 L5 L3 L5 L4 L5 L3 L10 R1 L5

↑ ↓ ↑ R1 L5 ↓ ↓ ↑ ↓ ↓ ↓ ↑ ↓ ↑ ↑ ↑ ↓ ↓ ↑ ↓ ↓ ↓ ↑ ↓ ↑ ↓ L5 ↓

G Am C D C D G Am C D G

R2 R6 R6 L5 R3 R6 L5 L9 L10 L10 L7 L9 R1 R1 L9 L10 R6 R6 L5 R3 R6 L5 L9 L10 L10 L7 R1 L5

↑ L10 ↓ ↓ R1 ↑ ↑ ↑ ↓ ↓ L3 L5 ↑ ↑ L5 ↑ ↓ L10 ↓ ↓ R1 ↑ ↑ ↑ ↓ ↓ L3 L10 ↑ ↓ L5 ↓

Source: Nottingham Music Database- "NPTB, via EF"

Transcription: Transcription, chords:Mike Long

>>





# The academy jig

Jig

The musical score for 'The academy jig' is presented in two staves. The first staff contains the first eight measures, and the second staff contains the final four measures. Chords are indicated above the notes: G, C, G, D, C, G, C, G, D, G in the first staff; and G, C, D, G, C, D, G in the second staff. Fingerings are indicated by numbers 1-5 and letters L (left hand) and R (right hand) with arrows showing the direction of finger movement.

Book: Kerr's First p30

Source: Kerr's First p30

Transcription: Transcription,chords:Mike Long

>>



# Andy De Jarlis' jig

Jig

The image shows a musical score for a jig in the key of D major (one sharp). The score is written on two staves. Above the first staff, the chords E, E A, E, D, E, E A, B, and E are indicated. Above the second staff, the chords E, A, B, E, A, B, and E are indicated. Below the notes, there are extensive fingering instructions for both the right hand (R) and left hand (L), including specific finger numbers (1-5) and directions (up/down arrows). The piece concludes with a double bar line and repeat dots.

Source: My arrangement from various sources

Discography: Altan: Island Angel originally...

Transcription: Transcription, arrangement, chords: Mike Long

>>







Austin Barrett's  
 Mulvihills  
 The dusty windowsill  
 The barracks  
 The trip to the highlands  
 Chicago

Jig

Sean Harling (Ireland)

Am G Em Am C Em G Am

Am G Em G Em G Em G Am

Am G Am Am G Em G Am

>>

Book: Xerox of uncertain origin?

Source: Xerox of uncertain origin

Transcription: Transcription, rearrangement, chords: Mike Long

# Ballyhooley

Jig

The musical score for 'Ballyhooley' is presented in two staves. The first staff contains the first line of music, and the second staff contains the second line. Above the notes, chords are indicated: G, D, C, G, C, G, D, C, G, D, G in the first staff; and G, C, G, G, C, D, G, D, C, G, G, D, G in the second staff. Below the notes, detailed fingering is provided for each note, using letters L (left hand) and R (right hand) with numbers 1-10 and arrows indicating the direction of the stroke (up or down).

Book: O'Neill's 877

Source: O'Neill's 877

Transcription: Transcription: Dan G. Petersen, chords: Mike Long



# Banish misfortune

## The little bag of meal

### The humours of Mullinafauna

Jig

(Ireland)

The musical score is presented in three systems, each with a treble clef, a key signature of one sharp (F#), and a 6/8 time signature. The first system contains 12 measures with chords: D, C, D, C, D, D, C, D, D, C, D, Am, G, D. The second system contains 12 measures with chords: D, C, Am, C, D, C, D, Am, G, D. The third system contains 12 measures with chords: Dm, D, C, Am, C, D, Am, G, D. Each measure includes a sequence of rhythmic fingerings indicated by up (↑) and down (↓) arrows, with some measures including specific finger numbers (e.g., R6, L10, L9, L5).

>>

Book: Roche n85

O'Neill's ?

Source: My arrangement from various sources ??

Transcription: Transcription, arrangement, chords: Mike Long

# The banks of Lough Gowna

Jig

(Ireland)

Am G Am C Am G C G Am

L5 R1 L5 L4 L4 L3 L5 L5 R1 L5 L4 R1 L10 L9 L5 R1 L5 L4 L4 L3 L5 L9 L10 R6 L10 L9 L5 L5

↑ ↑ L5 L5 ↓ ↑ L4 ↓ ↑ ↑ L5 L5 ↓ ↓ L10 L5 ↑ ↑ L5 L5 ↓ ↑ L4 ↓ ↑ ↓ L10 ↓ ↑ L10 ↑ ↑ L5 L5

Am G Am C Am G Am F Am

L9 L10 R3a R6 L10 R6 L10 L9 L10 R3a R6 L10 R3a L9 L10 R3a R6 L10 R6 L10 L9 L10 R3 L10 L10 L9 L5

↑ ↓ L10 ↓ R7 ↓ ↑ R7 L10 ↑ ↓ L10 ↓ R7 ↓ ↑ ↓ R7 L10 ↑ ↓ L10 ↓ R7 ↓ ↑ ↓ R7 L10 ↑ ↓ L10 L10 ↑ ↑ L5

Book: O'Neill's 1060

Source: O'Neill's 1060

Transcription: Transcription: Henrik Norbeck, chords: Mike Long

>>

The basket of turf  
 The unfortunate rake  
 The creel of turf  
 Up Sligo  
 The lark's march  
 Castle jig

Jig

(Ireland)

The musical score consists of three systems of music in 6/8 time, key of D major. The first system is for 'The basket of turf' and the second system is for 'The unfortunate rake'. The third system is for 'Castle jig'. Each system includes a treble clef staff with a key signature of one sharp (F#) and a 6/8 time signature. Chords are written above the staff, and fingerings are indicated by numbers 1-5 and letters L (left hand) and R (right hand) with arrows showing the direction of the stroke. The first system has 10 measures with chords: Em, D, Em, G, D, Em, Em, D, G, D, Em. The second system has 10 measures with chords: Em, D, Em, Bm, Em, Em, D, G, D, Em. The third system has 10 measures with chords: Em, D, Em, G, D, Em, Em, D, G, D, Em. A double bar line with repeat dots is at the end of each system.

>>

Book: O'Neill's 735- The basket of turf  
 O'Neill's 970- The unfortunate rake  
 Krassen O'Neill's 48- The unfortunate rake (Up Sligo)  
 Source: O'Neill's 735  
 Discography: Molloy, Peoples, Brady  
 Transcription: Transcription:Bob Safranek, chords:Mike Long

# The battering ram

Jig

(Ireland)

The musical score is presented in three systems, each with a treble clef and a key signature of one sharp (F#). The time signature is 6/8. The first system consists of two measures with chords G, D, G, Am/C, and D. The second system consists of two measures with chords G, C, G, D, G, D, C, G, and D. The third system consists of two measures with chords G, D, G, Am/C, and D. Fingerings are indicated by numbers 1-5 for the right hand and L1-L10 for the left hand. Rhythmic patterns are shown with up and down arrows.



Book: Irish Traditional Music Session Tunes 2  
 Source: Irish Traditional Music Session Tunes 2  
 Discography: Chieftains 1  
 Kevin Crawford: D flute album  
 Transcription: Transcription, chords:Mike Long



# Behind the bush in the garden

## We have no king but Charley

### Royal Charlie

Single Jig

(Ireland)

The musical score consists of three staves of music in 6/8 time. Each staff begins with a treble clef and a key signature of one flat (F major/D minor). The chords and fingerings are as follows:

**Staff 1:** Am G Am G Am G Am. Fingerings: L5 ↑ R1 ↑, L9 ↑ L5 ↑ L5 ↑ L4 ↓, R1 L5 L5 L4 ↓, L5 L5 L5 L4 ↓, L5 L4 R1 ↓, L9 ↑ L10 ↓ R7 ↑, R6 L10 L10 ↓, L9 L5 R1 L5 ↑, L5 L5 ↑.

**Staff 2:** Am G Am Am G Am. Fingerings: L5 ↑ R1 ↑, L9 ↑ R1 ↑ L9 ↓, L10 ↑ R3 ↑ L10 ↓, L9 R1 L10 ↑, L10 L8 L5 ↓, L9 R1 L10 ↑, L10 L10 L10 ↑, L9 R1 R1 L5 L5 ↑, L5 L5 ↑.

**Staff 3:** Am G Am G Am G Am. Fingerings: L5 ↑ R1 ↑, L9 ↑ R1 ↑ L9 ↓, L10 ↑ R3 ↑ L10 ↓, L9 R1 L10 ↑, L10 L8 L5 ↓, L9 L10 R7 ↑, R6 L10 L10 ↓, L9 L5 R1 L5 L5 ↑, L5 L5 ↑.

>>

Book: O'Neill's 1114

Source: O'Neill's 1114

Transcription: Transcription: henrik.norbeck, chords:Mike Long

# Biddy's wedding

Jig

The image shows a musical score for a jig titled "Biddy's wedding". It consists of two staves of music in 6/8 time. The first staff has four measures with chords C, G, C, and F C G. The second staff has four measures with chords C, G, C, and F C G. Below each measure, there are fingerings for the left and right hands, indicated by letters L and R and numbers 1-5, along with arrows showing the direction of the fingers.

**Staff 1:**

- Measure 1 (C): L9 L10 L9 L9 (↑ ↓ L9 ↑ ↑), L9 R6 L10 (↑ L10 R6 L9 ↑ ↓ ↓ ↑ ↑), L9 L10 L9 L9 (↑ ↓ L9 ↑ ↑)
- Measure 2 (G): R1 L9 L10 L5 (↑ ↑ L10 R1 ↓ ↓ ↓ ↓), L9 L10 L9 L9 (↑ ↓ L9 ↑ ↑), L9 R6 L10 (↑ L10 R6 L9 ↑ ↓ ↓ ↑ ↑)
- Measure 3 (F C G): R3 R3 L10 L10 (↑ R7 ↑ R6 ↑ ↑ ↓ ↑), R1 L9 L10 L5 (↑ ↑ L10 R1 ↓ ↓ ↓ ↓)

**Staff 2:**

- Measure 1 (C): L9 L10 R6 L9 (↑ ↓ L9 ↑ ↑), L10 R6 L9 (↑ L9 ↑ ↑), L9 L10 R6 L9 (↑ ↓ L9 ↑ ↑)
- Measure 2 (G): R1 L9 L10 L5 (↑ ↑ L10 R1 ↓ ↓ ↓ ↓), L9 L10 R6 L9 (↑ ↓ L9 L10 ↑ ↓ ↓ ↑ ↑), L10 L9 L10 (↑ L10 R6 L9 ↑ ↓ ↓ ↑ ↑)
- Measure 3 (F C G): R3 R3 L10 L10 (↑ R7 ↑ R6 ↑ ↑ ↓ ↑), R1 L9 L10 L5 (↑ ↑ L10 R1 ↓ ↓ ↓ ↓)

Book: O'Neill's 985

Source: O'Neill's 985

Transcription: Robert Thorpe, chords: Mike Long

>>





# The black rogue

The black joke

Michael Mulloy

Johnny McGill

Shane Glas

Sublime was the warning

Shandrum boggoon

Come under my plaiddie

Jig

(Ireland, Scotland, England)

Chords: G, Em/C, G, C, G, Em

Fingerings: R6, L10, R1, L5, L10, R1, R3, L10, R1, L5, L5, L4, L4, L10, R1, L5, L10, R1, L5, L5, R1, R1, L5, L5, R1, R1, L5, L5, L4, L4

Chords: G, D, C, G, D, C, G, D, C, G, Em

Fingerings: L10, R6, R6, R7, R6, R7, R6, L10, R1, R3, R6, R7, R6, R7, R6, L10, R7, R7, R6, R7, R6, R6, L10, R6, L10, R1, L5, L5, L4, L4

>>

Book: Skye Collection p175

O'Neill's 915

Winder (?)

Source: O'Neill's 915

Transcription: Transcription: Tom Keays, minor arr., chords: Mike Long

# Blackberry quadrille

Jig

(USA)

The musical score is written in G major (one sharp) and 6/8 time. It consists of two staves of music. The first staff has a key signature of one sharp and a common time signature. The second staff has a key signature of one sharp and a common time signature. The music is a jig, characterized by its 6/8 time signature and lively rhythm. The score includes chords and fingering instructions for both hands.

**Staff 1:**

Chords: D A D A D A D

Fingering (R6, R7, R3a, L10, L5, R6, R6, L10, L5, R6, R7, R7, R7, R3a, R7, L10, L10, L5, R2a, L10, L10):

↑ R6 ↓    ↑ ↑ R7 ↓ ↑    ↓    ↑ R6 R6 ↑ ↑ ↑    ↓ ↑ ↑ ↓    ↑ ↓ R1 ↑ ↑ R6 ↓    ↑ ↑ R7 ↓    ↓    ↑ R6 R6 ↑ ↑ ↑    ↓ ↑ ↑    ↑ R2a R1 ↓ ↑ ↑ ↓    ↓ R6 L10 ↑ ↑ ↓

**Staff 2:**

Chords: D G D G A D A D G D G A D

Fingering (L7, L5, R1, L5, L5, L7, L5, R2, R6, R6, L10, R2a, L10, L10, L10, R1, L5, R1, L5, L5, L7, L5, R2, R6, R6, L10, L8, R1, L10, L10):

↑ L5 ↓    ↑ ↑ ↓ ↑    ↑ ↑ ↑ L10 ↑ ↑    ↓ ↑ ↓ L10 ↑    ↓ R6 ↓ R2a ↑ ↑ ↓ ↑    ↑ ↑ ↓ ↑    ↑ ↑ ↑ L10 ↑ ↑    ↓ ↑ ↑ ↑ R2a ↓ ↑ ↓    ↓ R6 L10 L8 R1 ↓ ↑ ↑    ↓ R6 L10 ↑ ↓

Book: New England Fiddler's Repertoire

Source: New England Fiddler's Repertoire

Transcription: Transcription, minor arr., chords:Mike Long

>>



# The blackthorn stick

Jig

(Ireland)

The musical score consists of two staves of music in 6/8 time, with a key signature of two sharps (F# and C#). The notes are: A, D, A, E, A, E, A, E, A, D, A, E, A, E, A. Below the notes are fingerings and bowings indicated by letters and arrows.

Staff 1 fingerings/bowings: L10 ↑, R7 ↑, R7 ↓, R6 ↑, R7 ↑, L10 ↑, L5 ↓, R1 ↑, L7 ↓, L4 ↓, L5 ↓, L5a ↓, R1 ↓, L5 ↓, R2a ↓, R1 ↓, L10 ↓, R7 ↑, R7 ↓, R7 ↑, R7 ↓, L10 ↑, L5 ↓, R1 ↑, L7 ↓, L4 ↓, L5 ↓, L5a ↓, R1 ↓, R2a ↓, L5 ↓, L5 ↓.

Staff 2 fingerings/bowings: R2 ↓, R6 ↑, L10 ↑, L10 ↓, R6 ↑, L10 ↓, L10 ↓, R6 ↑, L10 ↓, R7 ↓, R3a ↓, L10 ↑, R2a ↓, L10 ↓, R7 ↑, R7 ↓, R7 ↑, R7 ↓, L10 ↑, L5 ↓, R1 ↑, L7 ↓, L4 ↓, L5 ↓, L5a ↓, R1 ↓, R2a ↓, L5 ↓, L5 ↓.

Book: Kerr's First p37

Source: Kerr's First p37

Transcription: Transcription, chords:Mike Long

>>



# The blarney pilgrim

Jig

(Ireland)

The musical score consists of three staves of music in G major, 6/8 time. Each staff includes a treble clef, a key signature of one sharp (F#), and a common time signature. The music is written in a single melodic line. Above the notes, chords are indicated by letters G, D, and C. Below the notes, fingerings are indicated by letters L (left hand) and R (right hand) with numbers 1-5, and arrows pointing up or down to indicate the direction of the finger stroke.

**Staff 1:** Chords: G, D, C, G, D, C. Fingerings: L3 L4 L3 L5, L5 L5 L5 L9, R1 L5 L5 L4, L5 L5 L4, L3 L4 L3 L5, L5 L5 L5 L9, R1 L5 L5 L4, L5 L3, L3 L4, L3 L5, L5 L5 L9, R1 L5 L5 L4, L5 L3.

**Staff 2:** Chords: G, D, G, D, G, G, D, C. Fingerings: L10 L10 R1, L5 L5 R1 L4, L10 L10 R1, L5 R1 L5, R6 L10 R1, L5 L5 R1 L4, R1 L5 L5 L4, L5 L5, L10 L10 L5, L5 L5, L10 L5, L5 L5, R1 L4, L5 L5, L5 L5.

**Staff 3:** Chords: D, G, C, D, G, C. Fingerings: L5 L3 R1, L5 L3 R1, R1 L5 L5 L4, L5 L4 L5 L3, L5 L3 R1, L5 L5 L9, R1 L5 L5 L4, L5 L4 L3, L3 L3, L3 L5 L9, R1 L5 L5 L4, L5 L4 L3.

>>

Book: O'Neill's 1099

Source: O'Neill's 1099

Transcription: Transcription, chords: Mike Long

# The blooming meadows

Jig

(Ireland)

The musical score consists of three systems of music, each with a treble clef and a key signature of one sharp (F#). The first system has a 6/8 time signature. Above the notes are chords: G, D, D, C, G, D, G. Below the notes are fingerings: L5 ↓ L7 ↑, L3 L5 L5 ↑ ↓ ↓ L5 ↑, R1 L9 L5 ↑ L10 L5 ↓ ↑ ↑ ↓, L7 L3 L3 L3 ↑ ↑ ↑ L4 ↓, L7 L7 L4 L3 ↑ ↑ ↓ ↑, L3 L5 L5 ↑ ↓ ↓ L5 ↑, R1 L5 R2 ↑ L5 L5 L10 ↑ ↓ ↑ ↑ ↑, R6 L10 L9 L7 ↑ ↑ L10 L5 ↓ ↑ ↑ ↑, L5 L5 L5 ↑ ↓ L5 ↓ ↓.

The second system has a 6/8 time signature. Above the notes are chords: G, D, G, D, G. Below the notes are fingerings: R1 ↑ L9 ↓, L10 R6 R7 ↓ L10 R6 ↓, R7 R6 R6 ↓ R7 R7 L10 ↑ ↑ ↑ ↓, R6 L10 R7 L10 ↑ ↑ R6 R6 ↓ ↑ R6 R7 L10 ↓ ↑ R6 R7 L10 ↓, L10 R6 R7 ↓ L10 R6 ↓, R7 R6 R6 ↓ R7 R7 L10 ↑ ↑ ↑ ↓, R6 L10 L9 L7 ↑ ↑ L10 L5 ↓ ↑ ↑ ↑, L5 L5 L5 ↑ ↓ L5 ↓ ↓.

The third system has a 6/8 time signature. Above the notes are chords: G, C, G, D, G, C, G, D, G. Below the notes are fingerings: L5 ↓ L5 ↑, R1 L9 ↑ ↑, L10 R1 L5 ↓ L9 L9 L5 ↑ ↑ ↑ ↓, L7 L3 L3 ↑ ↑ L4 ↓, L7 L7 L7 ↑ L4 L5 L3 ↓ ↑ ↑ ↑ ↑, R1 L9 R1 ↑ ↑ ↑ L9 ↓, L10 R1 L10 ↓ L9 L9 L10 ↑ ↑ ↑ ↓, R6 L10 L9 L7 ↑ ↑ L10 L5 ↓ ↑ ↑ ↑, L5 L5 L5 ↑ ↓ L5 ↓ ↓.

>>

Book: O'Neill's 918

Source: O'Neill's 918

Transcription: Transcribed by Tom Keays (htkeays@mailbox.syr.edu)

Transcription, arrangement, chords: Mike Long

# Blue Bonnet's Jig

Jig

(Ireland)

The musical score for "Blue Bonnet's Jig" is presented in two staves. The key signature is D major (two sharps) and the time signature is 6/8. The first staff contains the first eight measures, with chord names A, D, E, A, D, E above the notes. The second staff contains the next eight measures, with chord names A, D, A, A, A, E, A, D, A, D, E above the notes. Below the notes, rhythmic notation is provided using up and down arrows to indicate fingerings for the left and right hands.

Book: O'Neill's 1064 my arr.

Source: O'Neill's 1064

Transcription: Transcription: Henrik Norbeck, chords:Mike Long

Transcription, arrangement, chords:Mike Long

>>

# Bobby Casey's

(Ireland)

Jig

The musical score consists of three staves of music in G major (one sharp) and 6/8 time. The first staff contains measures 1-6, the second staff contains measures 7-12, and the third staff contains measures 13-18. Chords are indicated above the notes, and fingerings are indicated below the notes with numbers 1-5 and arrows for up and down strokes.

**Staff 1:** Am G Am C G Am G Am C G Am  
 Fingerings: L9 L5 R1 L5 (up, up, up, up, down); L4 L5 L4 L5 (down, up, up, up); L9 R1 L10 L10 (up, up, up, up); L10 R6 L10 (up, up, up); L9 L5 R1 L5 (up, up, up, up, down); L4 L5 L4 L5 (down, up, up, up); L9 R1 L10 L5 (up, up, up, up, down); R1 L5 L5 (up, up, up).

**Staff 2:** C Am G Am Am G C Am G C G Am  
 Fingerings: L9 R1 L10 L10 (up, up, up, up); L10 R7 R6 L10 (up, up, down, up, down); L10 R6 R7 R7 (up, up, up, up); R7 R7 R6 L10 (up, down, up, up, down); L9 R1 L10 L10 (up, up, up, up); L10 R7 R6 L10 (up, up, down, up, down); L9 R1 L10 L5 (up, up, up, up, down); R1 L5 L5 (up, up, up).

**Staff 3:** C Am G Am Am G C G C G Am  
 Fingerings: L9 R1 L10 L10 (up, up, up, up); L10 R7 R6 L10 (up, up, down, up, down); L10 R6 R7 R7 (up, up, up, up); R7 R7 R6 L10 (up, down, up, up, down); L10 R7 R7 (up, up, up, up); R6 L10 R6 L10 (down, up, down, up, down); L9 R1 L10 L5 (up, up, up, up, down); R1 L5 L5 (up, up, up).

Book: Music from Ireland Vol. 3  
 Source: Music from Ireland Vol. 3  
 Transcription: Transcription, chords: Mike Long



# Boiled goats' milk

Jig

(Ireland)

The musical score is written in G major (one sharp) and 6/8 time. It consists of two staves of music. The first staff contains the first line of the melody, and the second staff contains the second line. Above the notes are chord symbols: G, C, D, C, G, D, G, C, D, G, D, G. Below the notes are detailed fingering instructions using letters L (left hand), R (right hand), and numbers 1-5, along with arrows indicating up and down strokes. The second staff includes a repeat sign at the beginning and a (D) chord symbol above the fifth measure.

Book: O'Neill's 884

Krassen O'Neill's p38

Source: O'Neill's 884

Transcription: Transcription, slight arr., chords:Mike Long

>>

# Bold John O'Leary

Jig

(Ireland)

Chord progression for the first staff: G A D G A D A A D D A D

Chord progression for the second staff: D G A D A D D G A D

Book: O'Neill's 1055

Source: O'Neill's 1055

Transcription: Transcription: Henrik Norbeck, minor arr., chords:Mike Long

>>

# Bonny Doon

Jig

The image shows two staves of musical notation for the Jig 'Bonny Doon'. The first staff contains the first eight measures, and the second staff contains the final four measures. Above the notes are chord symbols: G, G D, G C, G D, G, G D, G C, D G on the first staff; and G, C D G, G D, G C D G on the second staff. Below the notes are detailed fingering instructions using letters R (Right hand), L (Left hand), and numbers 1-5, with arrows indicating the direction of the stroke (up or down).

Book: Kerr's Fourth p28

Source: Kerr's Fourth p28

Transcription: Transcription, chords:Mike Long

>>

# The Book of Rights

Jig

(Ireland)

**Staff 1:** D G D A D G D A D  
 L6 ↑ L3 L4 L3 ↑ ↓ L3 L7 ↑ R2 L8 L5 ↓ R1 R2a L8 L5 ↓ L4 L3 L7 L2 ↓ L3 L4 L3 ↑ ↓ L3 L7 ↑ R2 L8 L5 ↑ ↓ L10 ↑ ↓ L7 ↓ L4 L3 L3 ↓ ↑ L3 ↑

**Staff 2:** D G D A D A D G D A D  
 L5 ↑ R2 R6 R7 ↑ ↑ R7 R7 ↓ R7 R7 L10 ↓ R6 R7 ↓ R6 R7 ↑ ↑ R6 ↑ L10 L10 L10 ↓ L10 R6 R1 ↑ L10 R7 R6 ↓ R6 R7 R6 ↑ R7 R6 ↑ L10 L10 R6 L10 ↑ L10 ↑ ↓ L8 ↑ R1 R2a L8 L5 ↑ ↓ L10 ↑ ↓ L7 ↓ L4 L3 L3 ↓ ↑ L3 ↑

Book: O'Neill's 793

Source: O'Neill's 793

Transcription: Transcription: Stephen Foy, chords: Mike Long

>>



# The Bouchaleen bawn

Jig

(Ireland)

Am Am C Em G Am Am C Em G Am

L5 ↓ L4 L5 L5 L4 ↓ L5 L5 L9 L10 ↑ L10 R6 L10 R1 ↑ L5 R1 L5 L3 ↑ L4 L5 L5 L4 ↓ L5 L5 L9 L10 ↑ L10 R6 L10 R1 ↓ L5 R1 L5 ↓

Am G Em G Am Am C Em G Am

R2 ↓ L10 R7 R7 R7 ↑ R7 R6 L10 ↓ L10 R7 L10 ↑ R7 L10 ↑ R1 L5 L5 L3 ↑ L4 L5 L5 L4 ↓ L5 L5 L9 L10 ↑ L10 R6 L10 R1 ↓ L5 R1 L5 ↓

Book: Roche 1 n120

Source: My arrangement from Roche- mdl

Transcription: Transcription, arrangement, chords:Mike Long

>>

# The boys of Clones

## The butcher's march

Jig

(Ireland)

The musical score consists of two staves of music in G major, 6/8 time. The first staff contains the first eight measures, and the second staff contains the remaining eight measures. Above the first staff, the chords D, A, D, D, A, G, D, A, D, G, D, C, G are indicated. Above the second staff, the chords G, D, G, D, G, D, C, G are indicated. Below the notes, detailed guitar tablature is provided, including fret numbers (e.g., R6, L5, R2, L5) and fingerings (e.g., ↓, ↑, ↓, ↑).

Book: O'Neill's 867

Kerr's Fourth p24

Source: My arrangement from various sources

Transcription: Transcription, arrangement, chords:Mike Long

>>

# The boys of the town

Jig  
APB Brendan Mulvihill

(Ireland)

**System 1:** G, G, C, G, D, G, G, (C)  
 R6 L10 L10 R1 L5, R1 L5 L4 L5 L5 L9, R1 L10 L5 R1 L5, L5 R1 L10 L10 R6, R6 L10 R1 L5, R1 L5 L4 L5 L5 L9  
 ↓ ↑ L10 ↓ ↑, ↑ ↓ ↓ ↓ ↓ ↑ ↑, ↑ ↓ ↑ ↑ ↑ ↑, ↓ ↑ ↓ ↑ R7 ↑, ↓ ↑ L10 ↓ ↑, ↑ ↓ ↓ ↓ ↓ ↑ ↑

**System 2:** 1 G D G, 2 G D G, G, Am, Em/C  
 R1 L5 L5, R1 L5 L5 L10, R1 L9 R1, R1 L5 L5 L9, L10 R6 R6, L10 R7 L10 R7, R7 R7 L10  
 ↑ ↑ ↓ L5 ↑ ↓ L7 R1 ↑ ↑ ↑ L5 ↑ ↓ L7 R1 ↓ L10 R6 ↓ ↑ ↑ R7 R7 ↓ ↑ R6 L10

**System 3:** C/E, G, D, C, D, 1 G, 2 G  
 L10 R6 R6 L10 R6, L5 R1 L10 R6 R6, R7 R6 L10 R6 R6, L10 R1 L5 L5 L5, R1 L5 L7 L5 R1 L9, R1 L5 L7 L5  
 ↑ ↑ ↓ ↑ R6 ↓ ↓ ↓ ↓ R6 ↑ ↓ ↑ ↑ ↓ L10 ↓ ↑ L10 ↑ ↓ ↑ ↑ ↑ ↑ ↑ ↓ ↓ ↓ ↓

>>

Book: Roche 1 n118- almost identical  
 Source: Mulvihill/Long The Morning Dew  
 Discography: Mulvihill/Long The Morning Dew  
 Transcription: Transcription, chords:Mike Long

# Brian O'Lynn 1

## The cockled old man

Jig

(Ireland)

The musical score consists of two staves of music in 6/8 time, key of D major. The first staff contains the first line of music with chords: Am, Em, Am, Em, Am, Em, C, Dm, Am. The second staff contains the second line of music with chords: C, F, Am, G, Em, Am, Dm, Am, Em, Am. Fingerings are indicated by numbers 1-5 and letters R/L with arrows showing up/down strokes.

Book: O'Neill's 881

Roche 1 n127

Source: My arrangement from various sources

Transcription: Transcription, arrangement, chords:Mike Long

>>

# Brian O'Lynn 2

Jig

(Ireland)

D A D A D A G D G D

L5 ↑ R2 L10 L10 L5 ↓ L5 R1 L5 R2a ↓ L10 L10 R2a ↓ R6 L10 R6 ↑ L10 L10 L10 ↓ L10 L10 L5 ↓ L5 R1 R6 R6 ↑ L5 ↓ R6 L10 L10 L5 ↑ R1 L10 L10

D A D D A D G D

L8 ↑ L10 R7 R6 ↓ R2a L10 R2a ↓ R2 R6 R7 L10 R6 R7 L5 ↑ R2 R6 R7 L10 R2a L10 R6 R6 L10 L10 R6 R6 L10 L10 L5 R1 L10 L10

Book: Kerr's First p38

Source: Kerr's First p38

Transcription: Transcription, chords:Mike Long

>>

# The brides favorite

## O'Brian's

Jig

Chord progression: G D G D G G D G D C G C G D

Fingering instructions are provided for every note throughout the piece.

>>

Source: Mike Long

Discography: Steeleye Span Below the Salt

Transcription: Transcription, arrangement(?), chords:Mike Long

# The burnt old man

Jig

(Ireland)

See also: The Campbells are coming

Chords: D, A, D, D, G, A

Fingerings:  
 L3 R1 L7 L7 L7 L4 L3 R1 L7 L4 L4 L4 L3 L7 L5 L3 L3 L5 L10 R6 L10 R1 L10 L5 L7 L4  
 ↑ ↑ L5 L3 ↑ ↑ ↓ ↑ L7 L5 L3 ↓ ↓ L7 ↑ ↑ R1 L7 ↑ L7 R2 ↑ ↑ L10 ↑ ↓ R1 ↑ ↑ L3  
 ↑ ↑ ↑ ↑ ↑ ↑ ↑ ↑ ↑ ↑ ↑ ↑ ↑ ↑ ↓ ↑ ↑ ↑

Fingerings:  
 L10 L10 L10 L5 L5 L7 R2 L10 L10 R6 L10 R1 L10 L10 L10 L5 L5 L10 R6 L10 R1 L10 L5 L7 L4  
 ↓ R2a L10 R6 ↑ R1 L5 L5 ↓ ↑ L10 L10 ↑ ↑ L10 L8 ↓ R2a L10 R6 ↑ L7 R2 ↑ ↑ L10 ↓ R1 ↑ ↑ L3 L3  
 ↓ ↓ ↓ ↑ ↑ ↑ ↑ ↑ ↑ ↑ ↑ ↑ ↓ ↓ ↓ ↓ ↑ ↑ ↑ ↑ ↓ ↑ ↑ ↑

Arr. O'Neill's

Chords: D, A, D, D, G, A

Fingerings:  
 L3 L7 L5 L7 L3 L5 L4 L3 L5 L7 L7 L4 L4 L7 L3 L7 L8 L3 L3 L5 L10 R6 L10 R1 R2a L8 L7 L4 L3  
 ↑ ↑ L5 L7 ↑ L7 L7 ↓ ↑ L7 L5 L3 ↑ ↓ L4 ↑ ↑ L10 L7 ↑ L7 R2 ↑ ↓ R1 ↑ ↓ L10 ↑ ↑ L3 ↑  
 ↓ ↑ ↑ ↑ ↑ ↑ ↑ ↓ ↓ ↓ ↑ ↑ ↑ ↑ ↑ ↑ ↑ ↑ ↑ ↑

Fingerings:  
 L3 L10 L10 L7 R1 L5 L5 R1 L10 L10 R6 R6 L10 R1 L5 R1 L10 R6 L3 L5 L10 R6 L10 R1 R2a L8 L7 L4  
 ↑ ↓ L10 L8 ↑ L5 L5 ↑ ↑ L10 R6 ↑ ↓ R1 L5 ↑ ↑ R2a L10 ↑ L7 R2 ↑ ↓ R1 ↑ ↓ L10 ↑ ↑ L3 L3  
 ↓ ↓ ↓ ↑ ↑ ↑ ↑ ↑ ↑ ↓ ↑ ↑ ↑ ↑ ↑ ↑ ↑ ↑ ↑ ↑

>>

Book: O'Neill's 91

Source: Arr. 1 Seamus Creagh/Aidan Coffey

Arr. 2 O'Neill's 91

Discography: Seamus Creagh/Aidan Coffey

Transcription: Transcription, chords: Mike Long







# Calliope House

Jig

Dave Richardson (USA)

The musical score for 'Calliope House' is presented in four systems, each with a treble clef and a key signature of three sharps (F#, C#, G#). The chords are E, A, (B), E, E, and BM7. The notation includes various rhythmic values and fingerings indicated by numbers 1-5 and letters R (right hand) and L (left hand). Arrows indicate the direction of finger movement.

**System 1:** Chords: E, A, (B), E, E, BM7. Fingerings: R1, L10, R1, R1, R6, R1, R1, R2a, R6, L10, R6, R3a, R2a, R1, R1, L5a, R1, L10, R3a, R3a, L10, R6, R6.

**System 2:** Chords: E, A, (B), E, E, B, E. Fingerings: L10, R1, R1, R6, R1, R1, R2a, R6, L10, R6, R3a, R2a, R1, R1, L5a, R1, R2a, R6, R3a, R3a, R6, R2a, L10, L10, R7.

**System 3:** Chords: E, A, (B), E, BM7. Fingerings: R7, R3a, R7, R6, R7, R7, R7, R3a, R3a, R6, R3a, R6, R2a, R1, R1, L5a, R1, R2a, R6, R3a, R3a, L10, R6, L10, R7.

**System 4:** Chords: E, A, (B), E, E, B, E. Fingerings: R7, R3a, R7, R6, R7, R7, R7, R3a, R3a, R6, R3a, R6, R2a, R1, R1, L5a, R1, R2a, R6, R3a, R3a, R6, R2a, L10, L10.

>>

Source: ~jc/music/

The Portland Collection

Transcription: Transcription, slight rearrangement, chords: Mike Long

# The Campbells are coming

## Hob nob

Jig

(Scotland)

Chords: G D G (C) (D) G

Fingerings (Staff 1):  
 Measure 1: R1 ↑ L5 ↑  
 Measure 2: L5 R2 ↓ L10 L5 ↓ ↓  
 Measure 3: R1 R1 L5 ↑ L9 R1 ↑ ↑ ↑ ↑  
 Measure 4: L5 L10 L5 ↓ R2 R1 ↓ ↓ ↓ ↓  
 Measure 5: L5 R1 L5 ↑ ↑ L5 L5 ↑ ↑ ↓ ↓  
 Measure 6: R1 L10 L10 L5 ↑ ↓ L10 R1 ↑ ↓ ↓ ↓  
 Measure 7: R2 L10 R7 ↑ R1 R6 R7 ↑ ↓ ↓ ↓  
 Measure 8: R6 L10 ↓ ↑ R6 ↓  
 Measure 9: L10 R1 ↓ ↑ L5 ↓  
 Measure 10: R1 L9 R1 ↑ ↑ R1 ↑ ↑

Chords: G C G (C) (D) G

Fingerings (Staff 2):  
 Measure 7: L10 ↓ R6 R6 R7 ↓ ↓ R7 ↑ ↓  
 Measure 8: L10 L10 R1 ↓ L10 L10 L10 ↑ ↓ ↓ ↓ ↓ ↓  
 Measure 9: R6 R6 R7 ↓ R6 R7 ↓ ↓ ↓ ↓  
 Measure 10: L10 L10 ↑ L10 L10 ↑ ↑ ↑ ↓  
 Measure 11: L10 R6 R6 ↓ L10 R6 L10 ↓ L10 R6 R7 ↑ ↑ ↓ ↓ ↓ ↓  
 Measure 12: R6 L10 ↓ ↑ R6 ↓ L10 R1 ↓ ↑ L5 ↓ R1 R1 ↑ ↑ R1 ↑

Book: Riley's Flute Melodies 2 n307  
 Kerr's First p32  
 Source: Kerr's First p32  
 Transcription: Transcription, chords:Mike Long

>>



# Castletown Connors

## Paddy Carty's

Jig

(Ireland)

The image shows a musical score for a jig in D major. It consists of two staves of music. The first staff has a key signature of one sharp (F#) and a time signature of 6/8. Above the staff are the chords: Em, D, G, D, G, Em, D, C. Below the staff are the fingerings: R1 ↑, R1 ↑ L10 R1 L10 ↑ ↑ L10 R2a ↑ ↑ ↓ ↓, L8 R1 L7 L3 ↑ ↑ L5 L4 ↓ ↓ ↓ ↓, L5 L7 L5 L5 ↓ ↓ L5 ↑ ↑, R1 L5 R1 L10 ↑ ↑ ↑ R2a ↓ ↓, R1 L10 R1 L10 ↑ ↑ L10 R2a ↑ ↑ ↓ ↓, L8 R1 L7 L3 ↑ ↑ L5 L4 ↓ ↓ ↓ ↓, L3 L5 L5 ↑ ↑ ↑ ↑ ↑ ↑, L7 L4 L4 ↑ ↓ L4 ↓ ↓. The second staff has the same key signature and time signature. Above the staff are the chords: Em, Em, D, Em, G, Em, Em, D, D, C. Below the staff are the fingerings: R1 ↑, R1 ↑ L4 L5 ↑ ↓ L7 L5 ↑ ↓ ↓, R1 L5 L7 L4 ↑ ↑ L5 ↑ ↓ L3 ↓ ↑, R1 L4 L5 ↑ ↓ L7 L5 ↑ ↓ ↓, R1 L5 R1 L10 ↑ ↑ ↑ L10 ↑ ↑, R1 L4 L5 ↑ ↓ L7 L5 ↑ ↓ ↓, R1 L5 L7 L4 ↑ ↑ L5 ↑ ↓ L3 ↓ ↑, L3 L7 R2 L7 ↑ ↑ L5 L5 ↑ ↑ ↑ ↑, L7 L4 L4 ↑ ↓ L4 ↓ ↓.

Source: irishf~4.abc ??

Transcription: Transcription:??, chords:Mike Long

>>

# Cherish the ladies

Jig  
Often played as 2 parts (A & B)

(Ireland)

The musical score consists of six staves of music in the key of D major (one sharp) and 6/8 time. Each staff includes a treble clef, a key signature of one sharp (F#), and a 6/8 time signature. The music is written in a single melodic line. Above each staff, guitar chords are indicated: D, Em, G, A, D, G, A, D, D, A, D, Em, G, A, D, A, D, G, A, D, D, A, G, A, D, G, D, A, G, A, D, D, A, G, D, A, G/D, A, D, D, G, D, A, D, G, D, A, D, A. Below the notes, detailed fingerings are provided for both the left hand (L) and right hand (R), including specific fret numbers (e.g., L5, R2a, L10, L7, L7, L3, L5, L5, R1, L4, L5, L4, L5, R1, L5, L7, L10, L7, L7, L3, L5, L7, R1, R2a, L10, R6, R6, L10, L10) and directions for picking (upstrokes ↑, downstrokes ↓). Some staves begin with a triplet of eighth notes marked with a '3' and a bracket. The score concludes with repeat signs at the end of each staff.

>>

Book: Roche 1 n88

O'Neill's 730

Source: O'Neill's

Transcription: Transcription:mvhplank, Rearrangement, chords:Mike Long



# Christy Barry's 2

Jig

G D C D G D C | 1 D | 2 D  
 L4 L3 L4 L2 L3 L4 R1 L3 L4 R1 L10 L10 R1 L4 L3 L4 L2 L3 L4 R1 L10 L10 R6 L10 L5 R2 R1 R6  
 ↓ ↑ L5 L3 ↓ ↑ L5 ↓ ↑ L5 L10 ↓ ↑ R1 L10 L5 ↓ ↑ L5 L3 ↓ ↑ L5 ↓ ↑ R1 R6 L10 ↓ ↑ R1 L5 ↓ ↑ R7  
 ↓ ↓ ↑ ↑ ↓ ↓ ↑ ↑ ↓ ↓ ↑ ↑ ↓ ↓ ↑ ↑ ↓ ↓ ↑ ↑ ↓ ↓ ↑ ↑ ↓ ↓ ↑ ↑

G D C D G D C | 1 D | 2 D (G)  
 R6 R7 R7 L10 L10 R6 R6 R7 R7 L10 R6 R7 L10 L10 R6 L10 L10 R6 L10 R7 L10 L5 L5  
 ↓ ↑ R7 R6 ↓ L10 L9 ↓ ↑ R7 R7 ↓ R1 L10 ↓ ↑ R7 R6 ↓ L10 L9 ↓ R1 R6 L10 ↓ R1 R6 ↓ R1 R6  
 ↓ ↓ ↑ ↑ ↓ ↓ ↑ ↑ ↓ ↓ ↑ ↑ ↓ ↓ ↑ ↑ ↓ ↓ ↑ ↑ ↓ ↓ ↑ ↑ ↓ ↓ ↑ ↑ ↓ ↓ ↑ ↑ ↓ ↓ ↑ ↑

Source: Kevin Crawford, D Flute Album  
 Multi web abc's  
 Transcription: Transcription:??, chords:Mike Long





# Cleveland Park

Jig

Ivan Drever

The musical score consists of six systems of music, each with a treble clef and a key signature of one flat (B-flat). The footwork notation is as follows:

- System 1:** Chords: Dm, Bb, G, C. Footwork: L6 L3 L4 L4 L4 L3 (up, up, down, up, down, up); L2a L3 L4 L4 L4 L3 (up, up, down, up, down, up); L2 L3 L4 L4 L4 L3 (up, up, down, up, down, up); L4 L4 L5 L4 L4 L3 (down, up, down, down, up, down).
- System 2:** Chords: Dm, Bb, C, C, Dm. Footwork: L6 L3 L4 L4 L4 L3 (up, up, down, up, down, up); L2a L3 L4 L4 L4 L3 (up, up, down, up, down, up); L4 L4 L5 L4 L3 L5 (down, up, down, down, down, down); L5 L4 L4 L3 (down, up, down, up).
- System 3:** Chords: Dm, Gm, Dm, Bb, Dm, Dm, A. Footwork: L3 L4 L5 R2 L5 L4 (up, up, up, up, up, up); L5 L8 L5a L8 L4 L3 (down, up, up, up, up, up); L2a L3 L4 L6 L3 L4 (up, up, up, up, up, up); L4 L4 L7 L3a L7 L4 (up, down, down, down, down, down).
- System 4:** Chords: Dm, Gm, Dm, Bb, Dm, A, Dm. Footwork: L3 L4 L5 R2 L5 L4 (up, up, up, up, up, up); L5 L8 L5a L8 L4 L3 (down, up, up, up, up, up); L2a L3 L4 L6 L4 L4 (up, up, up, up, down, up); L4 L7 L3a L7 L3 L3 (down, down, down, down, up, up).
- System 5:** Chords: Dm, Gm, Dm, Bb, Dm, Dm, A, Dm, Bb. Footwork: L3 L4 L5 R2 L4 (up, up, up, up, up, up); L5 L8 L5a L8 L4 L3 (down, up, up, up, up, up); L2a L4 L6 L3 L4 (up, up, up, up, up, up); L4 L4 L7 L3a L4 (up, down, down, down, down, down); L6 L3 L4 L4 L4 L3 (up, up, down, down, down, up); L2a L4 L4 L4 L3 (up, up, up, up, up, up).
- System 6:** Chords: C, C, Dm. Footwork: L4 L4 L5 L4 L3 L5 (down, up, down, down, down, down); L5 L4 L4 L3 (down, up, down, up).

>>

Source: Nottingham Music Database  
 Discography: Wolfstone  
 Transcription: Transcription:??,Mike Long, chords:Mike Long

# The cliffs of Moher

Jig

(Ireland)

The image displays three systems of musical notation for the jig 'The cliffs of Moher'. Each system consists of a treble clef staff with a key signature of one sharp (F#) and a 6/8 time signature. The music is written in a single melodic line. Below each staff, there are chord symbols (Am, G, F) and a series of rhythmic fingerings indicated by up and down arrows. The first system has four measures with chords Am, G, Am, G. The second system has four measures with chords Am, G, Am, G. The third system has four measures with chords Am, G, F, G. The fingerings are as follows:

**System 1:**  
 Measure 1: R7 R6 R7 R6 (↑ ↓ ↑ ↓), L10 R6 L10 (↑ ↓ ↑ ↓)  
 Measure 2: L9 L5 R1 L5 (↑ ↑ ↑ ↓), L4 L7 L4 (↓ ↓ ↓ ↑)  
 Measure 3: R7 R6 R7 R6 (↑ ↓ ↑ ↓), L10 R6 L10 (↑ ↓ ↑ ↓)  
 Measure 4: L9 L5 R1 L5 (↑ ↑ ↑ ↓), L4 L5 (↓ ↓ ↓ ↑)

**System 2:**  
 Measure 1: R2 L10 R1 (↓ ↑ ↓ ↑), R2 R3 L10 L5 (↓ ↑ ↓ ↑)  
 Measure 2: L5 L5 L10 L5 (↓ ↑ ↓ ↑), L5 R1 R1 (↓ ↓ ↓ ↑)  
 Measure 3: L10 L10 R1 (↑ ↑ ↓ ↑), R2 R3 L10 L5 (↓ ↑ ↓ ↑)  
 Measure 4: L5 L5 L10 L5 (↓ ↑ ↓ ↑), R1 L5 (↑ ↓ ↓ ↑)

**System 3:**  
 Measure 1: R2 R3 L10 L5 (↓ ↑ ↓ ↑), R2 R3 L10 L5 (↓ ↑ ↓ ↑)  
 Measure 2: L5 L5 L10 L5 (↓ ↑ ↓ ↑), L5 R1 R1 (↓ ↓ ↓ ↑)  
 Measure 3: L10 L10 L10 (↑ ↓ ↓ ↑), L9 L10 L10 (↑ ↓ ↓ ↑)  
 Measure 4: L8 L5 L10 L5 (↓ ↑ ↓ ↑), L4 L5 (↓ ↓ ↓ ↑)

>>

Book: O'Neill's 861

Source: Richard Robinson's web page/abc file

Transcription: Transcription:Richard Robinson(?), minor arr., Chords:Mike Long

# Close to the floor

## Father Tom's wager

Jig

(Ireland)

Chords for the first staff: G D G G C D G D G G D G

Chords for the second staff: G D G D G D G C G D G

Book: O'Neill's 1005

Krassen O'Neill's p52

Kerr's Second p31

Source: Mike Long

My arrangement from various sources

Transcription: Transcription, arrangement, chords:Mike Long

>>

# The cock o' the north

Jig

(Scotland, Ireland)

See also: Chase me Charlie (slide)

The musical score consists of three staves of music in G major, 6/8 time. The first staff contains the first two measures, with a first ending (1) and a second ending (2). The second staff contains measures 3 through 6. The third staff contains measures 7 through 10. Chords are indicated above the notes, and fingerings are indicated by numbers 1-5 and arrows for bow direction.

Staff 1: G G (C) G D G G (C) G D | 1 G | 2 G D

Staff 2: G (C) G (C) G D G (C) G (C) G D G D

Staff 3: G (C) G (C) G D G G C G D G

Book: Kerr's Second p34

The Fiddle Music of Scotland

Source: My arrangement from various sources

Transcription: Transcription, arrangement, chords: Mike Long

>>



# Coleraine

Jig

The image shows a musical score for the Jig 'Coleraine'. It consists of two staves of music in 6/8 time. The first staff has a key signature of one flat (B-flat) and a common time signature. The second staff has a key signature of one sharp (F#) and a common time signature. Chords are written above the notes, and fingerings are indicated by numbers 1-5 and letters L/R with arrows.

**Staff 1 Chords:** Am, E, Am, E, Am, E, Am, E, Am

**Staff 2 Chords:** C, G, Am, E, Am, E, Am, Dm, Am, E, Am

Book: Kerr's Fourth p26  
 Source: Pubscouts (= Kerr's)  
 Transcription: Transcription:?, chords:Mike Long

>>

# Come in from the rain

Jig

(Ireland)

The image shows a musical score for a jig in 6/8 time, key of D major. It consists of two staves of music. The first staff has a key signature of one sharp (F#) and a time signature of 6/8. The second staff continues the melody. Above the notes are chord symbols: Em, D, Em, D, Em, D, Em. Below the notes are detailed fingering instructions for both hands, using letters L (left) and R (right) and numbers 1-10, with arrows indicating finger direction.

Chord progression: Em D Em D Em D Em

Fingering instructions (Staff 1):  
 L5 ↑, R1 ↑ L4 ↓ L4 ↓ L4 ↓ L7 ↓, L10 ↓ L8 ↓ L5 ↓, L7 ↑ L3 ↑ L3 ↑ L3 ↑ L4 ↓, L7 ↑ L5 ↑ L9 ↑, R1 ↑ L4 ↓ L4 ↓ L4 ↓ L7 ↓, L10 ↓ L10 ↓ R6 ↑, R6 ↓ L10 ↑ R6 ↑ R2a ↑, L10 ↑ L10 ↑

Fingering instructions (Staff 2):  
 R6 ↑, R6 ↓ R6 ↑ L10 ↓ L10 ↓, R6 ↓ R7 ↑, R6 ↓ L10 ↓ L10 ↓, R6 ↓ L10 ↓ R6 ↑, R6 ↓ L8 ↓, R6 ↑ R7 ↑ R6 ↑, R6 ↓ R6 ↑ R7 ↓, R6 ↓ L10 ↓ L10 ↓, R6 ↓ R7 ↓, R6 ↓ L10 ↓ L10 ↓, R6 ↓ L10 ↓ R2a ↑ R2a ↑, L10 ↑ L10 ↑

Book: O'Neill's 1104

Source: O'Neill's 1104

Transcription: Transcription:henrik.norbeck, Mike Long chords: Mike Long

>>





# Connie the soldier

## The humours of Abbeyseale

Jig

(Ireland)

Chords: A G A G A D

Fingerings and strokes for the first staff:

- Measure 1: L4 L5 L8 L10 (down), L5 (up)
- Measure 2: R2a L5 L7 (down), L5 L4 L3 (up)
- Measure 3: L3 L5 L3 L4 (down), L5 L4 (up)
- Measure 4: L3 L5 L4 (down), L5 L5 L3 (up)
- Measure 5: L4 L5 L8 L10 (down), L5 (up)
- Measure 6: R2a L5 L7 (down), L5 L4 L3 (up)
- Measure 7: L4 L7 L5 L5 (down), L5 (up)
- Measure 8: L4 L3 L3 (down), L3 (up)

Chords: D A D G A D

Fingerings and strokes for the second staff:

- Measure 1: L10 (down), L10 (up)
- Measure 2: R6 L10 L10 L10 (down), L10 L10 (up)
- Measure 3: R6 L10 L10 (down), L10 L10 (up)
- Measure 4: R6 L10 L10 (down), L10 L10 L10 (up)
- Measure 5: R2a L5 R2 (down), L5 L5 L10 (up)
- Measure 6: R6 L10 L10 L10 (down), L10 L10 (up)
- Measure 7: R6 L10 L5 (down), L10 L8 (up)
- Measure 8: L3 L7 L5 L5 (down), L5 (up)
- Measure 9: L4 L3 L3 (down), L3 (up)

Book: O'Neill's 794

Source: O'Neill's 794

Transcription: Stephen Foy, chords: Mike Long

>>

# Courtney's favorite

Jig

(Ireland)

The musical score consists of three systems of music in treble clef, 6/8 time, with a key signature of one sharp (F#). Each system includes a melodic line and a corresponding set of chords and fingerings.

**System 1:** Chords: Em, Em, D, Em, C, D, Em, C, D, C, G, D. Fingerings: R1 L4 R1 L4, R1 L5 L9 L10 L7, R1 L4 R1 L4, L5 L5 L7 L4, R1 L4 R1 L4, L10 L4 R1 L4, R1 L5 L9 L9, L5 R1 L7 L3.

**System 2:** Chords: Em, Em, D, Em, C, D, Em, C, D, C, G, D. Fingerings: R1 L4 R1 L4, R1 L5 L9 L10 L7, R1 L4 R1 L4, L5 L5 L7 L4, R1 L4 R1 L4, L10 L4 R1 L4, R1 L10 L10 R1, L5 L5 L7 L4.

**System 3:** Chords: D, G, D, G, D, A, G/D, G. Fingerings: L3 L7 R2, R1 L5 R2a L8, L3 L7 L10 R2a, R1 L5 L7 L3, L3 L7 L5 L10, R1 L10 R6, R6 L10 L10, R1 L5 L7 L3.

Book: O'Neill's 798

Source: O'Neill's

Transcription: Transcription: Stephen Foy, chords: Mike Long







# The curlew

## Jig

The musical score for 'The Curlew' jig is presented in three staves. Each staff contains a sequence of chords and their corresponding fingerings. The chords are: D, G, D, A, D, G, A (first staff); D, A, D, A, D, A, G, A (second staff); and G, G, A, G, A, G, G, A, G, A (third staff). Fingerings are indicated by numbers 1-5 and letters L (left hand), R (right hand), and R2a (right hand second alternative), with arrows showing the direction of the stroke (up or down).

**Staff 1:** D (L10 L8 L10 ↓ ↑ ↓), G (R1 L5 R2 L5 ↑ ↑ L5 R1 ↑ ↑ ↑ ↑), D (R2 L5 R2 ↑ ↑ ↑), A (R1 L5 L10 ↑ L5 R7 R6 ↑ ↑ ↑ ↑), D (L10 L8 L10 ↓ ↑ ↓), G (R1 L5 R2 L5 ↑ ↑ L5 R1 ↑ ↑ ↑ ↑), A (R6 R6 R6 ↓ ↑ L10 L10 ↓ L5 R7 R6 ↑ ↑ ↑ ↑).

**Staff 2:** D (L10 R6 L10 ↓ ↑ ↓), A (R7 R6 R1 ↑ L10 L10 L5 ↑ ↑ ↓ ↑ ↑), D (R2 R6 L10 ↑ ↑ ↓), A (R7 R6 R6 ↑ ↑ L10 ↑), D (L10 R6 L10 ↓ ↑ ↓), A (R7 R6 R1 ↑ L10 L10 L5 ↑ ↑ ↓ ↑ ↑), G (R6 R6 R6 ↓ ↑ L10 L10 ↓ L5 R7 R6 ↑ ↑ ↑ ↑), A (R2a L5 L10 ↓ L5 R7 R6 ↑ ↑ ↑ ↑).

**Staff 3:** G (L10 L8 L5 ↓ ↓ R1 ↑ ↑), G (R2 R1 L10 L5 ↑ ↑ L10 ↑ R2a ↓ ↓), A (R2 L5 R1 ↑ ↓ R1 ↑ ↑), G (L5 R2a R7 R6 ↑ ↓ L10 L10 ↑ ↑ ↑ ↑), G (L10 L8 L5 ↓ ↓ R1 ↑ ↑), A (R2 R1 L10 L5 ↑ ↑ L10 ↑ R2a ↓ ↓), G (R6 R6 R6 ↓ ↑ L10 L10 ↓ L5 R7 R6 ↑ ↑ ↑ ↑), A (R2a L5 L10 ↓ L5 R7 R6 ↑ ↑ ↑ ↑).

>>

Source: Richard Darsie's web page  
 Transcription: Transcription, chords: Mike Long

# Dan the cobbler

Jig

(Ireland)

Chords: D (G) D G D A G D (G) D G D A A/G D

Fingerings: L3, L3 L7, R1 L5, R2 L10, R6 R6, R6 L10, L10 L5, R1 L10, L5 L4, L3 L7, R1 L5, R2 L10, R6 R6, R6 L10, L10 L5, L8 L10, L10

Chords: D C (A) D G D A D A A D

Fingerings: L10, R6 R7, R6 L10, R6 R7, R6, L10, L9, R6, L9, L10, R6, R6, L10, R6 L10, R6 R6, R7 R6, L10, R6, R6 L10, R2a, L5, L8 L10, L10

Book: Kerr's First p37

Source: Kerr's First p37

Transcription: Transcription, Slight arrangement, chords: Mike Long

>>









# The dear little island

Ap Shenkin

Jig

The musical score consists of two staves of music in 6/8 time, with a key signature of one sharp (F#). The first staff begins with a diamond-shaped ornament. The chords for the first staff are G, C, G, D, G, C, G, D, G. The second staff begins with a diamond-shaped ornament and ends with one. The chords for the second staff are G, D, C, G, C, G, D, G, D, C, D, G, C, D, C. Fingerings are indicated by numbers 1-5 and letters L (left) and R (right) with arrows showing the direction of the stroke.

Book: Kerr's Third p29, essentially identical

O'Neill's 1831

Source: O'Neill's 1831

Transcription: Bob Safranek, minor arr., chords: Mike Long

>>





# Doctor O'Neill

Jig

(Ireland)

The musical score for 'Doctor O'Neill' is presented in five systems, each with a treble clef and a key signature of two sharps (D major). The music is in 6/8 time. Above each system are the chords: D, Em, G, D, A, D, Em, G, D; D, A, D, D (G), D, A, D, A, D, D, G, D; D, G, D, A, D, G, D, A, D; D, A, G, D, D, D, A, D, A, G, D, D, G, D; and D, G, D, D, G, D, A, D, G, D, G, D. Below the notes are detailed fingerings for the left and right hands, using letters L, R, and numbers 1-5, with arrows indicating the direction of the finger stroke.

>>

Book: O'Neill's 701

Source: O'Neill's 701

Transcription: Transcription, minor arr., chords: Mike Long

# The eavesdropper

Jig

Chords: G C G D G C D G

Fingerings (Staff 1):  
 L3 ↑ L5 R1 ↓ R1 L5 ↑ R1 L10 ↓ R1 L10 L5 ↓ L9 L10 ↑ L10 L5 ↓ R1 L5 ↑ L5 R1 ↑ L5 R1 ↓ L5 R1 L5 ↑ R1 L10 ↓ R1 L10 L5 ↓ L9 L10 ↑ L10 L5 ↓ R1 L5 L5 ↑ ↓ L5

Chords: G D C G C G D G D C G C D G

Fingerings (Staff 2):  
 R2 ↑ R6 R6 ↓ R7 R6 ↑ L10 R6 ↑ L10 R6 ↓ R1 L10 R6 L10 L5 ↑ L9 L10 ↑ L10 L5 ↓ R1 L5 ↑ L5 R6 R6 R7 ↓ R7 R6 ↑ L10 R6 L10 L5 ↑ L9 L10 ↑ L10 L5 ↓ R1 L5 L5 ↑ ↓ L5

Book: O'Neill's 715

Source: O'Neill's 715

Transcription: Transcription:A. LEE WORMAN, chords:Mike Long

>>

# Ellis's jig

Jig

(Ireland)

The image shows a musical score for 'Ellis's Jig' in G major, 6/8 time. It consists of two staves of music. Above the first staff are chords: G, D, G, G, F, D, G, D, G. Above the second staff are chords: G, D, G, D, F, G, F, D, G, D, G. Below the notes are detailed fingering instructions for both hands, using letters L (left) and R (right) and numbers 1-5, with arrows indicating the direction of the finger movement.

Book: Krassen O'Neill's p51

O'Neill's 998

Source: O'Neill's 998

Transcription: Transcription, chords:Mike Long

>>

# Elsie Marley

Jig

(England, Scotland)  
Northumberland

Chords: G F G C G F

Fingerings for first system:  
 Measure 1: R1 L5 L5 L5 (↑ ↑ R1 ↓), L5 R6 L10 (↓ ↓ R6 L9), R1 R1 L5 (↑ L5 L5 ↓)  
 Measure 2: L4 R3 L9 (↑ ↑ R3 L5), R1 L5 L5 L5 (↑ ↑ R1 ↓), R6 R7 R6 R1 (↓ ↑ R6 L10)  
 Measure 3: L9 R7 R1 R3 (↑ ↑ L9 ↑ ↓ R1), L5 R3 L9 (↑ ↑ R3 L5)

Chords: G F G C G F

Fingerings for second system:  
 Measure 1: R1 L9 L10 (↑ ↑ L10 ↓), L10 R6 L10 (↓ L10 R6 L9), R1 L9 L10 (↑ ↑ L10 ↓)  
 Measure 2: L8 L5 R3 L5 (↑ R1 ↑ L9), R1 L9 L10 (↑ ↑ L10 ↓), L10 R6 L10 (↓ L10 R6 R1)  
 Measure 3: L9 R7 R1 R3 (↑ ↑ L9 ↑ ↓ R1), L5 R3 L9 (↑ ↑ R3 L5)

Source: Richard Robinson

Transcription: Transcription:Richard Robinson(?), Chords:Mike Long

>>



# The end of the day

Jig

(Ireland)

The musical score consists of two staves of music in G major (one sharp). The first staff contains the first eight measures, and the second staff contains the remaining eight measures. Chords are indicated above the notes: G, C, (G), D, G, C, G, D in the first staff; and G, C, D, G, C, G, D in the second staff. Fingerings are indicated by numbers 1-5 and letters R (right hand) and L (left hand) with arrows showing the direction of the stroke.

Book: Krassen O'Neill's p45

O'Neill's 950

Source: O'Neill's 950

Transcription: Transcription:Tom Keays, chords:Mike Long

>>

# The farewell

Jig

(Scotland, England)

The musical score consists of two staves of music in the key of D major (two sharps) and 6/8 time. The first staff begins with a treble clef, a key signature of two sharps, and a 6/8 time signature. Above the staff, the chords D, G A D, G A D are indicated. Below the staff, the following fingerings are provided: L10 L7 L7 L3 L7 L7 L10 L7 L7 R1 L5 L4 L10 L7 L7 L3 L7 L7 R1 R2a R1 R2a R2a L10 L7. The second staff continues the melody with chords D A G D A D A G D A D above it. The fingerings for the second staff are: L10 L10 R7 L10 L10 R6 L10 L10 L10 R7 L10 L5 R2 L10 R6 R6 L10 L10 R6 R6 R7 R6 L10 R2a L10 L7. The score concludes with a double bar line and repeat dots.

Book: Aird's Airs and Melodies vol 2

Source: Richard Robinson

Transcription: Transcription:Richard Robinson(?),slight rearrangement, chords:Mike Long

>>

# Farewell to Gurteen

Jig

(Ireland)

The musical score consists of two staves of music in 6/8 time, with a key signature of one sharp (F#). The first staff contains the first line of music, and the second staff contains the second line. Above each staff are chord names (D, A, G) and below each staff are detailed fingering instructions for the left and right hands, including specific finger numbers (L1-L5, R1-R6) and directions (up/down arrows).

**Staff 1 Chords:** D, D A, D, G A, D, D A, D G, A D

**Staff 2 Chords:** D, D A, D, A G, D, D A, A G, A D

Book: Music from Ireland Vol. 3

Source: Music from Ireland Vol. 3

Transcription: Transcription, chords:Mike Long

>>

# Fasten the leg in her

Jig

(Ireland)

The image shows a musical score for a jig in G major. It consists of two staves of music. Above the first staff, the chords G, D, C, D, G, C, A, and D are indicated. Above the second staff, the chords G, D, C, D, D, C, D, G, D, C, D, D, A, and D are indicated. Below the notes, there is extensive footwork notation using letters L (left foot), R (right foot), and numbers 1-7, with arrows indicating the direction of the foot (up or down). The first staff has 14 measures of footwork, and the second staff has 14 measures.

Book: Krassen O'Neill's p.35

O'Neill's 860

Source: O'Neill's 860

Transcription: Dan G. Petersen, minor arr., chords: Mike Long

>>

# Father Dollard's favorite

Jig

(Ireland)

The musical score is written in D major (one sharp) and 6/8 time. It consists of two staves of music. Above the notes, chords are indicated: D, G, D, A, D, G, A in the first staff, and D, G, D, A, D, G, A in the second staff. Below the notes, specific fingering is provided using letters L (left hand) and R (right hand) with numbers 1-5 and 'a' for the second ring finger. Arrows indicate the direction of finger movement: up for upstrokes and down for downstrokes.

Book: O'Neill's 748

Source: O'Neill's

Transcription: Bob Safranek, chords: Mike Long

>>

# Father Jack Walsh

## Tatter Jack Walsh

### To Cashel I'm going

Jig

(Ireland)

The image shows a musical score for a jig in D major, 6/8 time. It consists of two staves of music. The first staff has a key signature of one sharp (F#) and a time signature of 6/8. Above the staff, the chords D, A, C, C, G, D, D, A, C, C, G, D are written. Below the staff, there are rhythmic fingerings for the right and left hands, including R7, R6, R6 L10, L10 L10, R2a R1, L9 L10, L9 L5, L5 L7, L5 R2, L10 R6, R6 L10, L10 L10, R2a R1, L9 L10, L9 L5, L5 L7, L5 R2, L10. The second staff starts with a repeat sign and has chords D, C, A, D, A, C, C, G, D above it. Below it are fingerings: L8, L10 R7 R6, L10 R7 R6, R6 R7 R6 R6, L10 L10 R6, R7 R6 L10 L10, R2a R1 L9 L10, L9 L5, L5 L7, L5 R2 L10.

Book: O'Neill's 885

Kerr's First p39

Source: Kerr's First p39

Discography: Joe Burke & Charlie Lennon: Traditional Music of Ireland

Transcription: Transcription, chords:Mike Long

>>

# Father Kelly's jig

Jig

(Ireland)

**Staff 1:** G D G G D G D  
 L3 ↑ L5 L7 L5 R1 L5 L5 ↓ L7 L4 L7 L5 L7 L3 ↑ L5 L7 L5 R1 L5 L5 ↓ R1 L9 R1 L9 L5 L7 ↑ L5 L7 L5 R1 L5 L5 ↓ L7 L4 L7 L5 L7 L3 ↑

**Staff 2:** D D G G C  
 L10 ↓ R2a ↓ L10 ↓ L10 ↑ L10 ↓ L9 L5 L7 L5 ↑ L5 ↑ R1 L10 L10 ↓ L10 R9 L10 L9 ↓ L9 L10 L10 L10 L9 L10 L9 ↓ L9 L10 L10 L10 L9 L10 L9 ↓

**Staff 3:** D [1 G D] [2 D G] G  
 L10 ↓ R6 R7 L10 R6 L10 R7 ↑ R7 R6 L10 L10 ↓ R6 R6 L10 R6 R7 R6 L9 L8 ↑ L10 R1 ↓ L10 R2a R6 L10 L9 L5 L5 L5 R1 R1 L5 L5 ↓

**Staff 4:** D G G D G D D D G  
 L7 L4 L7 L5 L7 L3 ↑ R1 R1 L5 L5 ↑ R1 L9 R1 L9 L5 L7 ↑ R1 R1 L5 L5 ↑ L7 L4 L7 L5 L7 L3 ↓ L10 R2a R6 L10 L9 L5 L7 L5 ↓ L10 L10 L10 L10 L9 L5 L7 L5 ↓

>>

Source: Nottingham Music Database arr Phil Rowe

"Cooking With Turf" Xerox

My arrangement from various sources

Transcription: Transcription, minor arr., chords: Mike Long









# The ferry

Jig

(Scotland)

The musical score for 'The ferry' is presented in two staves. The key signature is one sharp (F#) and the time signature is 6/8. The first staff contains the first eight measures, and the second staff contains the next eight measures. Above each measure, a chord is indicated: A, D, A, E, A, D, A, E, A in the first staff, and A, D, A, E, A, D, A, E, A in the second staff. Below the notes, specific fingerings are provided using letters R (Right hand) and L (Left hand) with subscripts (e.g., R2a, R1, L5) and arrows indicating the direction of the stroke (up or down).

Book: Kerr's Fourth p28

Source: Kerr's Fourth

Transcription: Transcription, chords:Mike Long

>>

# The fisherman's widow

## The rambling pitchfork

Jig

(Ireland)

The musical score is presented in three staves, each with a treble clef and a key signature of one sharp (F#). The time signature is 6/8. The first staff contains the first line of music, with chords D, C, G, D, C, G, D. The second staff contains the second line of music, with chords D, D, A, D, D, A, D, D, A, C, G, D. The third staff contains the third line of music, with chords D, D, A, D, D, A, D, G, D, C, G, D. Below each staff are detailed fingering instructions for the left and right hands, including finger numbers (L1-L5, R1-R5) and directional arrows (↑, ↓) indicating the direction of the stroke.

>>

Book: The Irish Fiddle Book

O'Neill's 931

Source: O'Neill's 931

Transcription: Transcription: Tom Keays, Minor arr., chords: Mike Long

# Foxy Mary

Jig

(Ireland)

The musical score for 'Foxy Mary' is presented in three staves. Each staff contains a line of music with chords written above and fingerings below. The chords are: Dm, C, Dm, Am, Dm, C, G, C, Am (Staff 1); C, G, C, Am, C, G, Am (Staff 2); C, G, C, Am, C, G, Am, (Em) (Staff 3). Fingerings are indicated by numbers 1-5 and letters L (left hand), R (right hand), and 10 (thumb), with arrows showing the direction of movement.

>>

Book: Joyce, P. W.; "Old Irish Folk Music and Songs"

Source: joycei~1.abc

Transcription: Transcription:??, chords:Mike Long

# Fraher's

Jig

APB The Chieftains

The musical score for 'Fraher's' is presented in three systems, each with a treble clef, a key signature of one sharp (F#), and a 6/8 time signature. The first system contains 12 measures with chords D, G/C, D, D, C, D, D, and G/C. The second system contains 12 measures with chords D, D, C, D, D, and (Am). The third system contains 12 measures with chords C, G, D, Am, C, G, and D. Fingerings are indicated by numbers 1-5 and letters L (left hand) and R (right hand) above or below notes, with arrows showing the direction of movement. A double bar line with repeat dots is used to indicate a repeat section in the second system.

>>

Source: Mike Long

Discography: Chieftains

Transcription: Transcription, chords:Mike Long

# Free and easy

## Lock the door

Jig

(Ireland)

Am G Am Am G Em (G) Am

Em G Em G Em G Em (G) Am

Am Am G Am Am G Am Am G Em (G) Am

>>

Book: O'Neill's 993

Kerr's First p38

Source: Kerr's First p38

Transcription: Transcription, chords:Mike Long

# The frieze britches

Jig

(Ireland)

The musical score consists of five systems, each with a treble clef, a key signature of one sharp (F#), and a 6/8 time signature. The notes are written in a rhythmic pattern characteristic of a jig. Above the notes, chords are indicated: D, A, D, C, (A), D, A, D, C/A, A, D, C, (A), D, C, A, D, D, C, C, A, C/D, D, C, C, A, D, D, A, D, D, A, D, C, (A), D, A, D, C/A, A, D. Below the notes, detailed fingerings are provided using letters L (left hand) and R (right hand) with numbers 1-5, and arrows indicating the direction of the stroke (up or down).

>>

Source: Richard Darsie's web page  
 Transcription: Transcription, chords: Mike Long



# The frog in the well

Jig

(Ireland)

Em D Em

G D | 1 G D | 2 Em Em D

D A Em D A Em Em

D D A Em D A Em

Fingerings: L4, L5, L7, L4, R1, L5, L4, L5, L7, L4, L3, L7, L4, L3, L7, L5, L3, L7, L4, L3, L4, L5, L7, L4, R1, L5, L4, L7, L4, L5, R1, L5, R1, L5, L7, L5, L5, R1, L5, L4, L5, R1, L10, R1, L10, L10, L10, R6, R6, R6, R6, L10, L10, L8, L10, R6, R7, R7, R7, R6, R6, L10, R6, L10, R1, L10, R1, L10, R6, R6, R6, R6, L10, R1, L5, L5, L7, L5, L4, L4, L4, L5, R1, L10, R1, L10, R1, L10, R6, R6, R6, L10, L10, R6, R6, R6, L10, R1, R1, L5, L7, L5, L4, L4, L4, L3

>>

Source: James Kelly: Capel Street  
 Discography: James Kelly: Capel Street  
 Transcription: Transcription, chords:Mike Long

# The frost is all gone

Jig

(Ireland)

The musical score consists of two staves of music in 6/8 time, key of D major. The first staff contains the first line of music with chords D, D A D, G A D, D A D, and G D. The second staff contains the second line of music with chords D, G, D, G A D, G, D A, and D. Fingerings are indicated by numbers 1-5 and directions (up/down) for both hands.

Chords for the first staff: D, D A D, G A D, D A D, G D

Fingerings for the first staff:  
 L5 ↑, R2 L10 L10 R1 ↑ ↑ R6 L10 ↑ ↑ ↓ ↓ ↑  
 L5 R2 L4 L3 ↑ ↑ L7 ↓ ↑, L3 L7 L5 L5 ↑ ↑ L5 L7 ↑ ↑ L10 ↑ L10 ↓ ↑, L10 R6 L10 ↓ L10 L10 R1 ↑ ↑ ↓ ↓ ↑, L5 L7 L4 L3 ↑ ↑ L3 ↓ ↓, L3 L7 L5 L5 ↑ ↑ L5 L7 ↑ ↑ ↑ ↑ ↑, R1 L10 L10 ↓ L10 ↓

Chords for the second staff: D, G, D, G A D, G, D A, D

Fingerings for the second staff:  
 R6 ↓, R6 R7 R7 R6 ↑ ↑ R7 R6 ↑ ↑ ↓ ↓ ↑, R6 R7 R7 R6 ↓ ↓ R7 R7 ↓ ↓ ↓ ↓ ↓, R6 R6 L10 ↓ ↑ R6 ↑ R6 ↓ ↓ ↓ ↓ ↓, R6 R7 R7 R6 ↑ ↑ R7 R6 ↑ ↑ ↓ ↓ ↑, R6 R7 R7 R6 ↓ ↓ R7 R7 ↓ ↓ ↓ ↓ ↓, R6 L10 L10 R6 ↑ ↑ L10 ↑ R7 ↑ ↑ ↓ ↓ ↓, R6 L10 L10 ↓ ↓ ↓ ↓ ↓

Book: Roche 1 n107

Kerr's First p31

Transcription: Transcription, chords:Mike Long

>>



# Gallagher's frolic

## O'Gallagher's frolics

Jig

(Ireland)

The musical score is written in treble clef with a key signature of one sharp (F#) and a 6/8 time signature. It consists of two staves of music. The first staff contains the first line of the piece, and the second staff contains the second line. Chords are indicated above the notes, and fingerings are indicated below the notes with numbers 1-5 and arrows for up and down strokes.

**Staff 1:**

- Chords: Em, G, D, Em, G, G, D, Em
- Fingerings: L3 ↑, L4 ↓, L7 ↓, L5 ↓, L4 ↓, L7 ↓; R1 ↑, L5 ↑, L10 ↑, L5 ↑, R1 ↑, R1 ↑, L5 ↑; L5 ↓, R1 ↓, L5 ↓, L3 ↓; L4 ↓, L7 ↓, L5 ↓, L4 ↓, L7 ↓; R1 ↑, L5 ↑, L10 ↑, L5 ↑, R1 ↑, R1 ↑; R1 ↑, L5 ↑, L7 ↓, L4 ↓; L5 ↓, L4 ↓, L4 ↓

**Staff 2:**

- Chords: Em, G, D, Bm, Em, D, G, D, Em
- Fingerings: R1 ↑; L10 ↑, R6 ↑, R6 ↑, L10 ↓, R6 ↓, L10 ↓; R6 ↓, R7 ↓, R7 ↓; L10 ↓, R6 ↓, R6 ↓; R7 ↑, R6 ↑, R6 ↑, L10 ↑; L10 ↑, R6 ↑, R6 ↑, L10 ↑; L10 ↓, L10 ↓, R1 ↓; R1 ↑, L5 ↑, L7 ↓, L4 ↓; L5 ↓, L4 ↓, L4 ↓

Book: O'Neill's 1008

Richard Darsie's web page

Source: My arrangement from various sources

Transcription: Transcription, arrangement, chords: Mike Long

>>

# The gallowglass

Jig

(Ireland)

The musical score consists of three systems of treble clef notation. Each system contains a melodic line with a key signature of one sharp (F#) and a 6/8 time signature. Chords are indicated above the notes, and fingerings are indicated below. The first system has chords: Am, G, Am, G, Am, G, Am, Am, E, Am. The second system has chords: Am, Dm, Am, G, Am, Dm, Am, Am, E, Am. The third system has chords: Am, Dm, Am, G, Am, F, Am, E, Am, G, Am. Fingerings include L5, R1, L9, R2, L10, L5, L5, R1, L9, L5, R6, L9, L5, L5, R1, L9, R1, R2, R1, L9, L10, L10, L9, R1, L5a, R1, L9, L5, L8, L10, R7, R3a, L10, R3, L9, L5, L5, L10, L9, R1, L5a, R1, L9, L5, L8, L10, R7, R3a, L10, R3, L9, L5, L5, L10, L10, L9, R1, L5a, L5, R1, L10, L10, L9, L5, L5.

Book: O'Neill's 1023

Source: O'Neill's 1023

Transcription: Dan G. Petersen, chords: Mike Long

>>

# The gander in the pratie hole

Jig

(Ireland)

Chords: D G A D C D D G A D C D

Fingering (Staff 1):  
 L7 L5 L7 L3 ↑ ↑ L3 L5 ↓ ↓ L5 ↓ ↑ L5 ↓ L7 L5 L7 L3 ↑ ↑ L3 L5 ↓ ↓ L3 ↑ L7 L5 L7 L3 ↑ ↑ L3 L5 ↓ ↓ L5 ↓ L5 L7 L4 L7 R6 L10 L9 L7 L5 L4 L3 ↑ ↑ L10 L5 ↓ ↓ L3 ↑

Chords: D C D C D C D C D

Fingering (Staff 2):  
 L5 R2 L10 L10 ↑ ↑ L10 L10 ↓ ↓ ↓ ↓ L9 L5 L9 L5 ↑ ↑ R1 L5 ↓ ↓ ↓ ↓ L5 R2 L10 L10 ↑ ↑ L10 L10 ↓ ↓ ↓ ↓ L9 L5 L9 L5 L9 L10 ↑ ↑ R1 L10 ↓ ↓ ↓ ↓ R6 L10 L9 L7 L5 L4 L3 ↑ ↑ L10 L5 ↓ ↓ L3 ↑

Book: Irish Traditional Music Session Tunes  
 Source: Irish Traditional Music Session Tunes  
 Transcription: Transcription, chords:Mike Long

>>

# Garrett Barry's

## Jig

Chords: D, Am, C, D, D, C, D, Am, C, G, D

Fingering: L3 ↑, L3 L4 L5 L5 ↑ ↓ L7 L7 ↑ ↓ ↓ ↓, L5 L5 R1 L5 ↓, R2 L9 R2 ↑ ↑ L5 L10 ↑ ↑ ↓ ↓, R6 L10 L9 L5 ↑ ↑ L10 ↑ ↑ L5 ↓ ↓ ↓ ↓, L7 L7 L5 L5 ↑ ↑ ↓ ↓ L7 ↓ ↓ ↓ ↓, L5 L5 R1 L10 ↑ ↓ L4 L10 ↓ ↓ ↓ ↓, L10 L5 L5 L4 ↓ L9 ↓ ↓ ↓ ↓, L3 L3 L3 ↑ ↑ ↑ ↑

Chords: D, D, Am, C, Am, C, D, D, Am, C, G, D

Fingering: L5 ↑, R2 L9 R2 ↑ ↑ L5 L10 ↑ ↑ ↑ ↑, R6 L10 L10 L10 ↑ ↑ L10 ↑ ↓ ↓ ↓, L9 L5 L9 ↑ ↑ R1 L10 ↑ ↑ ↓ ↓, L10 R6 L10 L5 ↑ ↑ L10 ↑ L9 ↓ ↓ ↑ ↑, R2 L9 R2 ↑ ↑ L5 L10 ↑ ↑ ↑ ↑, R6 L10 L10 R6 L10 ↑ ↑ L10 ↑ ↑ R6 ↓ ↓ ↓ ↓, L10 L5 L5 L4 ↓ L9 ↓ ↓ ↓ ↓, L3 L3 L3 ↑ ↑ ↑ ↑

Source: Xerox of uncertain origin, memory

Transcription: Transcription, arrangement, chords: Mike Long

>>

# The geese in the bog

Jig

(Ireland)

D A D A D G A  
 L5 R2 R6 R1 L5 L7 L5 L5 L5 R2 R6 R1 L5 L7 R1 L5 R2 R6 R1 L5 L5 L7 R6 R6 R6 R1 L5 L7 R1  
 ↑ ↑ L10 L10 ↑ ↑ L5 L7 ↑ ↑ L10 L10 ↑ ↑ L5 L5 ↑ ↑ L10 L10 ↑ L7 L3 L5 ↓ ↑ L10 L10 ↑ ↑ L5 L5  
 ↓ ↓ ↓ ↑ ↑ ↑ ↑ ↓ ↓ ↓ ↑

D G D G A  
 L5 L7 L3 L4 L3 L3 R1 L5 L3 L7 R1 L5 R1 R1 L5 L7 L3 L4 L3 L3 R6 R6 R6 R6 R1 L5 L7 R1 R1  
 ↑ ↑ L4 L7 ↑ L3 ↑ L10 ↑ L7 L3 L5 ↑ ↑ ↑ L10 ↑ ↑ L4 L7 ↑ L3 ↑ R6 ↓ ↑ L10 L10 ↑ ↑ L5 L10  
 ↓ ↑ ↑ ↓ ↑ ↓ ↑ ↑ ↑ ↑ ↑ ↓ ↓ ↑ ↓ ↑ ↑ ↑ ↓ ↑ ↑ ↑ ↑

Book: Kerr's First p40

O'Neill's 1085

Source: My arrangement from various sources

Transcription: Transcription, arrangement, chords: Mike Long

>>



# Gillan's apples

Jig

(Ireland)

Chord progression: D A D D E A A Bm A D E A A D A D D E A A Bm A (D) A D E A

Book: O'Neill's 1110

Source: O'Neill's 1110

Transcription: Transcription:henrik.norbeck, some arr., chords:Mike Long

>>



# The girls of Banbridge

Jig

(Ireland)

The musical score consists of two staves of music in the key of D major (two sharps). The first staff contains the first line of music, and the second staff contains the second line. Above the notes, chords are indicated: D, G, D, A, D, G, D, A, D. Below the notes, specific fingerings are provided for each note, using letters R (Right hand) and L (Left hand) and numbers 1-5. Some notes have multiple fingerings indicated by arrows pointing up or down.

Book: O'Neill's 812

Source: O'Neill's 812

Transcription: Dan G. Petersen, minor arr., chords: Mike Long

>>

# The Gobby O

## Jefferson and Liberty

Jig

(Ireland)

The musical score is written in treble clef with a key signature of one sharp (F#) and a 6/8 time signature. It consists of two staves of music. The first staff contains the first line of the piece, and the second staff contains the second line. Above the notes, chords are indicated: Am, G, Am, C, G, Am in the first staff, and Am, C, G, Am, C, G, Am in the second staff. Below the notes, fretting instructions are provided using letters L (left hand) and R (right hand) with numbers 1-5 and arrows indicating finger direction (up or down).

Book: Krassen O'Neill's p32

O'Neill's 844

New England Fiddler's Repertoire

Source: My arrangement from various sources

Transcription: Transcription, arrangement, chords:Mike Long

>>



# The green meadow

Jig

(Ireland)

The musical score is presented in three staves. Each staff contains a line of music in treble clef with a key signature of two sharps (D major) and a 6/8 time signature. The music is a jig, characterized by its rhythmic pattern. Below each staff, there are fingerings and chords indicated. The chords are D, A, D, A, G, D, A, G, A across the staves. The fingerings are as follows:

Staff 1: D (L5 ↑), A (R2 L10 L5 L5 ↑ ↑ R6 L7 ↑ ↑ ↑ ↑), D (L3 L4 L5 L5 ↑ ↓ L3 L7 ↑ ↑ ↑ ↑), A (R2 L10 L5 L5 ↑ ↑ R6 L7 ↑ ↑ ↑ ↑), G (L4 L7 R1 L5 ↓ ↑ L5 ↑ ↑), D (R2 L10 L5 L5 ↑ ↑ R6 L7 ↑ ↑ ↑ ↑), A (L3 L4 L5 L8 ↑ ↓ L3 L7 ↑ ↑ ↑ ↑), G (L10 R1 L5 ↓ R2a L5 L7 ↓ ↑ ↓ ↓), A (L4 L7 R1 ↓ ↑ L5 ↑ ↑).

Staff 2: D (L5 ↑), A (L5 R2 R6 R1 ↑ ↑ L10 L10 ↓ ↓ ↓ ↓), D (R2a R2a R2a ↓ R1 L10 L5 ↑ ↓ ↓ ↓), A (L5 R2 R6 R1 ↑ ↑ L10 L10 ↓ ↓ ↓ ↓), G (L5 L7 R1 L5 ↑ ↑ L5 ↑ ↑), D (L5 R2 R6 R1 ↑ ↑ L10 L10 ↓ ↓ ↓ ↓), A (R2a R2a R6 ↓ R1 L10 R6 ↑ ↓ ↓ ↓), G (R6 L10 L5 L7 ↑ ↓ R1 L5 ↑ ↑ ↓ ↓), A (L4 L7 R1 ↓ ↑ L5 L5 ↑ ↑).

Staff 3: D (L5 R2 R6 R1 ↑ ↑ L10 L10 ↓ ↓ ↓ ↓), A (R2a R2a R2a ↓ R1 L10 L5 ↑ ↓ ↓ ↓), D (L5 R2 R6 R1 ↑ ↑ L10 L10 ↓ ↓ ↓ ↓), G (L5 L7 R1 L5 ↑ ↑ L5 ↑ ↑), D (L5 R6 R6 L10 ↑ ↑ R6 L10 ↓ ↓ ↓ ↓), A (R2a L10 R6 ↓ L10 L10 R6 ↑ ↑ ↑ ↑), G (R6 L10 L5 L7 ↑ ↓ R1 L5 ↑ ↑ ↓ ↓), A (L4 L7 R1 ↓ ↑ L5 ↑ ↑).

>>

Book: Krassen O'Neill's p63

O'Neill's 1062

Source: O'Neill's 1062

Transcription: Transcription, arrangement, chords: Mike Long

# The hag at the churn

## The old hag at the churn

Jig

(Ireland)

The musical score consists of two staves of music in 6/8 time, with a key signature of one sharp (F#). The first staff contains the first six measures, and the second staff contains the remaining six measures. Chords are indicated above the notes, and fingering instructions (L/R for left/right hand, numbers 1-5 for fingers, and arrows for up/down strokes) are provided below the notes.

**Staff 1:**

- Measure 1: Chord D. Fingering: L5 L5 L5 L3 (up, down, up, up), L3 (up).
- Measure 2: Chord D. Fingering: L5 L5 (up, down), L5 L5 (up, up).
- Measure 3: Chord Am. Fingering: L5 R2 (up, up), L9 (up).
- Measure 4: Chord C. Fingering: L5 L5 L5 L3 (up, down, up, up), L3 (up), L4 L7 L4 L5 (down, up, L5 L7, down, down, down, down).
- Measure 5: Chord D. Fingering: L5 L5 L5 L3 (up, down, up, up), L3 (up), L5 L5 L5 L3 (up, down, up, up).
- Measure 6: Chord D. Fingering: L5 L5 (up, down), L5 R2 (up, up), L9 (up).

**Staff 2:**

- Measure 7: Chord D. Fingering: L5 R2 (up, up), R1 (up), L9 (up).
- Measure 8: Chord C. Fingering: L5 R2 (up, up), L10 (down), R6 (up), L10 R6 (up, up), R6 (down).
- Measure 9: Chord (C). Fingering: L5 R2 (up, up), R1 (up), R1 (down).
- Measure 10: Chord D. Fingering: L4 L3 L5 L4 (down, up, L4, down, down, L3, up).
- Measure 11: Chord C. Fingering: L5 R2 (up, up), R1 (up), L9 (up).
- Measure 12: Chord D. Fingering: L5 R2 (up, up), L10 (up), R6 (up), L10 R6 (up, up), R6 (down), L10 (up).
- Measure 13: Chord (C). Fingering: R6 R6 (up, down), L10 (up), R6 (up), L10 L9 (down, up, L5, up).
- Measure 14: Chord D. Fingering: R6 R6 (up, down), L10 (up), R6 (up), L10 L9 (down, up, L5, up).
- Measure 15: Chord Am. Fingering: L5 L4 L5 L3 (down, down, L7 L4, up, down, down, down, up).
- Measure 16: Chord C. Fingering: L5 L4 L5 L3 (down, down, L7 L4, up, down, down, down, up).

Book: Irish Traditional Music Session Tunes 2 n27

Source: Bothy Band

Discography: Out of the Wind Into the Sun

Transcription: Transcription:?, chords:Mike Long

>>

# The hag with the money

Jig

(Ireland)

The musical score is written in treble clef with a key signature of one sharp (F#) and a 6/8 time signature. It consists of two staves of music. Above the notes, chord names (D, A, G) are placed to indicate the harmonic structure. Below the notes, specific fingerings are provided for each note, using letters L (left hand) and R (right hand) with numbers 1-5 and 'a' for the second finger. Some notes have a tilde (~) above them, indicating a grace note or a specific articulation. The first staff contains 16 measures, and the second staff contains 10 measures, ending with a double bar line and repeat dots.

Book: O'Neill's 721

Source: O'Neill's

Transcription: Transcription:mvhplank, chords:Mike Long

>>



# Haste to the wedding

## A trip to the Gargle

### Let brainspinning swains

Jig

(Ireland)

Chords: D G D A D G D A D

Fingerings (Staff 1):  
 L5 ↑ L5 L7 L5 R6 ↑ ↑ L5 R6 ↓ ↑ ↑ ↑  
 L10 L10 L10 ↓ L10 R6 R1 ↓ ↑ ↑ ↑  
 L5 L7 L5 L7 ↑ ↑ L5 L5 ↓ ↑ L4 L7 ↓ ↓ ↓ ↓  
 L5 L7 L5 R6 ↑ ↑ L5 R6 ↓ ↑ ↑ ↑  
 L10 L10 L10 ↓ L10 R6 R1 ↓ ↑ ↑ ↑  
 L5 R6 R6 R6 ↑ ↓ ↑ R7 ↑ ↑  
 L10 L10 ↓ L10 L10 ↑ ↓ ↓

Chords: D G D A D A G D A D

Fingerings (Staff 2):  
 R7 ↑ R7 R6 R7 R7 ↑ ↑ R7 R6 ↓ ↓ R7 R6 ↓ ↓ ↓ ↓  
 R7 R6 R7 R6 ↓ ↑ R7 R6 ↑ ↑ ↓ ↑  
 L10 L10 R6 ↑ R6 L10 R6 ↑ ↑ ↑ ↓  
 R7 R6 ↑ ↑ L10 L10 ↓ ↑ ↑ ↓  
 L5 R6 R6 R6 ↑ ↓ ↑ R7 ↑ ↑  
 L10 L10 ↓ L10 L10 ↑ ↓ ↓

Book: O'Neill's 987

Source: O'Neill's 987 mostly

Transcription: Transcription:Robert Thorpe ,arrangement, chords:Mike Long

>>

# The hearty boys of Ballymoate

(Ireland)

Jig

Chords: Em, D, Em, D, Em, Em, D, Em, G, D, Em, G, D, Em, Bm, G, D, Em, G, D, Em

Fingerings: L4, L7, L5, L4, L2, L4, L7, L3, L5, L5, L4, L2, L4, L7, L4, L4, L7, L5, L4, L2, L4, L7, L3, L5, R1, L10, R1, R2a, R1, L5, L7, L4, R2a, L10, L10, R1, L5, L7, L7, L5, R1, L10, R1, R2a, R1, L5, L7, L4, L10, L10, R1, L5, L7, L7, L5, R1, L10, R1, R2a, R1, L5, L7, L4, L10, L10, R1, L5, L7, L7, L5, R1, L10, R1, R2a, R1, L5, L7, L4

Source: various web abc's  
 Discography: De Danann: Song for Ireland  
 Jerry Holland: The Fiddlesticks Collection  
 Transcription: Transcription:??, chords:Mike Long

>>

# Hide and go seek

Jig

(Ireland)

The image shows a musical score for a jig in 6/8 time, written in G major. It consists of two staves of music. The first staff has a key signature of one sharp (F#) and a time signature of 6/8. The second staff also has a key signature of one sharp and a time signature of 6/8. The music is written in treble clef. Above the notes are chord symbols: Em, D, Em, D, Em, Em, G, D, A, Em, G, D, Em. Below the notes are fingerings for the left and right hands, indicated by numbers 1-5 and letters L and R, with arrows showing the direction of the stroke (up or down).

Book: Krassen O'Neill's p34

O'Neill's 859

O'Neill's 859

Source: O'Neill's 859

Transcription: Transcription: Dan G. Petersen, chords: Mike Long

>>

# The highlander

Jig  
Also nice in AMix (D)

(Ireland)

Am Am G Am G Am G Am Am G G

The image shows two staves of musical notation for the jig 'The Highlander'. The first staff is in treble clef with a key signature of one sharp (F#) and a 6/8 time signature. It contains two measures of music, each with a repeat sign. The second staff is also in treble clef with the same key signature and time signature, containing two measures of music, each with a repeat sign. Below the first staff, there are two lines of text: a line of fingerings (R6, L10, L8, L5, L5, R2, L5, R1, L9, L10, L8, L5, L5, R2, R1, R1, L10, L10, L8, R6, L5, R2, L5, R1, L10, L10, L10, R6, L10, L10, L5, R1) and a line of chords (G D, G, G D, G, G D, G, G D, G). Below the second staff, there is a line of fingerings (R6, R6, R7, R6, R6, L10, R1, R6, R6, L10, L10, L5, R1, R6, L10, R7, R6, R6, L10, R1, R6, R6, R6, L10, L10, L5, R1, R1, L5, L10) and a line of chords (G D, G, G D, G, G D, G, G D, G).

Book: O'Neill's 857

Source: O'Neill's 857

Transcription: Transcription, arrangement, chords: Mike Long

>>

# The hole in the hedge

Jig

The image shows a musical score for a jig titled "The hole in the hedge". It consists of two staves of music in 6/8 time. The first staff contains the first eight measures, and the second staff contains the remaining eight measures. Above each measure, a chord is indicated: C, G, C, G, C, G, F, G in the first staff; and C, G, F/C, G, C, G, F, G in the second staff. Below the notes, specific fingerings are provided using letters L (left hand), R (right hand), and numbers 1-5. Arrows indicate the direction of finger movement: down (↓) and up (↑).

Source: Numerous web ABC's  
 Discography: Martin Hayes: Under the Moon  
 Transcription: Transcription, chords:Mike Long

>>

# Hooligan's jig

## Hullican jig

Jig

(Ireland)

D G D A D G A D

L6 ↑ L3 L3 L7 ↑↑↑ L7 ↑ L5 L5 L3 ↑ R1 L7 ↑↑↑↑ L5 L5 R1 R1 ↓↓ L10 ↓↑ L5 L7 L4 L5 ↑↑ L3 ↓↑ L3 L3 L7 L7 ↑↑ L3 ↑ L5 L5 L8 ↑ R1 L7 L10 ↓ R1 ↓ L4 L3 ↑

D G A D A D G D A D

L3 L5 ↑ L7 L3 L5 ↑↑ L5 L7 ↑ R1 L5 R1 ↑↓ R1 R1 ↓ L10 L5 R2a ↓ L7 ↓ R2a L10 L8 L10 R1 ↓ L7 ↓ R2a L5 R1 L3 L5 ↑↑ L5 L7 ↑ R1 R2a ↑↓ R1 R2a R1 L5 R1 L10 R1 ↑↓ R1 R2a L5 R1 L5 L7 L3 ↑

Source: From Richard Robinson &/or Richard Darsie's Web page

My arrangement from various sources

Transcription: Transcription, arrangement, chords:Mike Long

>>

# The House of Gray

Jig

(Scotland)

The musical score consists of two staves of music in 6/8 time, key of D major. The first staff contains the first line of music with chords: Am, G, Am, G, D, G, Am, Em, Am. The second staff contains the second line of music with chords: C, Am, G, C, Am, G, Am, G, G, Am, Em, Am. Fingerings are indicated by numbers 1-5 and letters L (left) and R (right) with arrows showing the direction of the stroke.

Book: Kerr's Fourth p28

Source: Kerr's Fourth

Transcription: Transcription, chords:Mike Long

>>





# How much has she got?

Jig

(Ireland)

Chord sequence for first staff: A E A D A D G E A

Chord sequence for second staff: A G A D A D G E A

Book: Krassen O'Neill's p70

O'Neill's 1102

Source: O'Neill's 1102

Transcription: Transcription, chords:Mike Long

>>



# The humours of Ballyloughlin

## The Hurler's march

Jig

(Ireland)

Chords: D, C, C, D, C, D, 1, 2, C, D, C, G, C, D, D, G, D, G, C, C, G, D, G, D, G, C, C, D/G, D, C, C, D, G, D, C, D

Fingerings: L5 L5 L5 L4, L5 L3 L4, L9 L5 R2 L10, L9 L5 L7 L3, L5 L5 L5 L4, L5 L5 L9 L4, L3 L3 L5, L3 L3, L3 L3, L3 L3, L1 L5, L9 R1, L5, L9 L5 R1, L10 L10 R6, L10 L7 L7, L9 L5 R2 L9, L9 L5 L7 L4, L3 L3 L5, L3 L3, L10, R6 L10, R6 L10, R6 L10, R6 L10, L9 L10 R6 L10, L9 L10 R6 L10, R6 L10, R6 L10, R6 L10, R6 L10, L9 L10 R6 R6, L10 R2a L10, R1, L5 L5 L5 L5, L7 L7 L7 L3, L4 L4 L4 L3, L4 L4 L4 L5, L5 L5 R2 L5, L7 L5 L5 L4, L3 L3 L5, L3 L3, L1 L5, L9 R1, L5, L9 L5 R1, L10 L10 R6, L10 L7 L7, L9 L5 R2 L9, L9 L5 L7 L4, L3 L3 L5, L3 L3, L10, R6 L10, R6 L10, R6 L10, R6 L10, L9 L10 R6 R6, L10 R2a L10, R1, L5 L5 L5 L5, L7 L7 L7 L3, L4 L4 L4 L3, L4 L4 L4 L5, L5 L5 R2 L5, L7 L5 L5 L4, L3 L3 L5, L3 L3

>>

Book: Fiddler's Fakebook

Ceol Rince 1 n32

Source: My arrangement from various sources

Discography: Matt Molloy

Transcription: Transcription, arrangement, chords: Mike Long

# The humours of Drinagh

Jig

The musical score consists of two staves of music in the key of D major (one sharp) and 6/8 time. The first staff contains the first line of the melody, and the second staff contains the second line. Above the notes are chord symbols: D, D A D, D G D, D A D G A D. Below the notes are detailed fingering instructions for the left and right hands, using letters L (left) and R (right) and numbers 1-5, along with directional arrows (↑, ↓) to indicate finger direction.

Book: O'Neill's 1022

Source: My arrangement from various sources

Discography: Creagh/Coffey

Transcription: Transcription, arrangement, chords: Mike Long

>>

# The humours of Ennistymon

## Hartigan's fancy

(Ireland)

Jig

First two parts are Hartigan's fancy

See also: The queen of the rushes

The musical score is presented in four staves, each with a treble clef and a key signature of one sharp (F#). The time signature is 6/8. Above each staff, chords are indicated: G, C, G, D, G, C, G, D, G on the first staff; D, G, D, D, (C), G, D, G on the second staff; G, C, G, D, G, C, G, D, G on the third staff; and G, C, G, D, G, C, G, D, G on the fourth staff. Below the notes, fingerings are indicated with numbers 1-5 and letters L (left hand) and R (right hand), along with up and down arrows. Some notes have a tilde (~) above them, indicating a grace note. The score concludes with a double bar line and repeat dots.

>>

Book: Bulmer & Sharpley 3 n49- is a different tune

Ceol Rince 1 n4

Bulmer & Sharpley 3 n49-

1st 2 pts- O'Neill's 816

Source: 1st 2 pts- O'Neill's 816

rest- Henrik Norbeck

Discography: Dervish

Transcription: 1st 2 pts- Transcription: Dan G. Petersen, Slight arrangement, chords: Mike Long

rest- Transcription: Henrik Norbeck(?), chords: Mike Long

# The humours of Kesh

Jig

(Ireland)

The image shows a musical score for a jig in D major. It consists of two staves of music. Above the first staff are the chords: D, G, D, A, D, G, D, A, D. Above the second staff are the chords: D, A/G, G, D, A, D, A/G, G, D, A, D. Below the notes are detailed fingerings for both hands, using letters L (left) and R (right) and numbers 1-5, along with arrows indicating up and down strokes.

Source: irishf~4.abc, tonyji~1.abc

Transcription: Transcription:??, chords:Mike Long

>>



# The humours of Tralibane

Jig

(Ireland)

The musical score is presented in three systems, each with a treble clef and a key signature of two sharps (F# and C#). The music is in 6/8 time. Above the notes, chords are indicated by letters: A, G, A, D, G, A in the first system; G, A, G, A, A, D, G in the second system; and A, A, D, G, A, G, A in the third system. Below the notes, fingerings are indicated by letters (L for left hand, R for right hand) and numbers (1-5), with arrows pointing up or down to show the direction of the finger movement.

>>

Book: O'Neill's 793

Source: O'Neill's 793

Transcription: Transcription, arrangement, chords: Mike Long



# The humours of Trim

## The rolling wave

Jig

(Ireland)

D D D A D D A G D D D A D G D A

L7 L4 L3 L4 L3 L10 R2a L5 L7 L4 L3 L4 L5 L7 L5 L7 L7 L4 L3 L4 L3 L10 R2a L5 L7 L5 L5 R1 L5 L7 L5 L7

↑ ↓ L7 ↑ ↓ L3 ↑ ↓ L5 ↑ ↓ L7 ↑ ↓ L3 ↑ ↑ ↓ L4 ↑ ↓ L7 ↑ ↓ L3 ↑ ↓ L5 ↑ ↑ L7 ↓ ↑ L5 ↑ ↑ ↓ L4

D A A A D A D G D A D A D G D A

L3 L10 R2a L10 R2a L10 R2a L5 L7 L10 R2a R2 L5 L7 L5 L7 L3 L10 R2a R2 R6 L10 R2a L5 L7 L5 L5 R1 L5 L7 L5 L7

↑ ↓ L8 ↑ ↓ L8 ↓ L5 ↑ ↓ L5 ↑ ↑ ↓ L4 ↑ ↓ L5 ↑ ↑ L10 ↓ L5 ↑ ↑ L7 ↓ ↑ L5 ↑ ↑ ↓ L4

Book: O'Neill's 949

Source: O'Neill's 949

Discography: Chieftains

Transcription: Transcription, chords: Mike Long

>>

# The humours of winter

Jig

(Ireland)

Chords: G C G D G C G D G

Chords: Em B Em Em B Em G/D

Book: O'Neill's 922

Source: O'Neill's 922

Transcription: Transcription, arrangement, chords: Mike Long

>>

# I buried my wife and danced on her grave

Jig

(Ireland)

The musical score is written in G major (one sharp) and 6/8 time. It consists of two staves of music. The first staff contains the first line of the melody, and the second staff contains the second line. Above the notes are chord symbols: D, C, G, D, C, G, D. Below the notes are detailed fingering instructions for both hands, using letters L (left) and R (right) and numbers 1-10, with arrows indicating the direction of the stroke (up or down).

Source: Henrik Norbeck's abc files

Transcription: Transcription:Henrik Norbeck(?),slight arrangement, chords:Mike Long

>>

# I'll get wedded in my auld claes

## Hexham quadrille

Jig

(England)  
Northumbria

The musical score consists of three systems of music, each with a treble clef and a key signature of one sharp (F#). The first system contains 8 measures with chords G, G, C, G, D, G, C, D, G. The second system contains 8 measures with chords C, D, G, C, D, G, G, C, D, G, D, G. The third system contains 8 measures with chords G, C, D, G, D, G, C, D, G. Each measure includes footwork instructions using letters R (Right), L (Left), and numbers 1-7, with arrows indicating the direction of the foot movement.

>>

Source: Richard Darsie's web page

Transcription: Transcription, chords: Mike Long

# Indeed then you won't

Jig

(Ireland)

The image shows a musical score for a jig in G major. It consists of two staves of music. Above the first staff are the chords G, D, G, G, D, G, G, D, G, G, D, G. Above the second staff are the chords D, D, G, D, G, D, G. Below each staff are detailed fingerings for the left and right hands, using letters L and R and numbers 1-5, with arrows indicating the direction of the stroke (up or down).

Book: O'Neill's 1818

Source: O'Neill's 1818

Transcription: Transcription:Bob Safranek, chords:Mike Long

>>

# The Ingonish jig

Jig

Em D Em D Em D G D Em

Em D Em D Em Em D G D Em

Source: My arrangement from various sources

Transcription: Transcription, arrangement, chords:Mike Long

>>

# Irish washerwoman

Jig

(Ireland)

The musical score is written in G major (one sharp) and 6/8 time. It consists of two staves of music. The first staff contains the first 12 measures, and the second staff contains the remaining 12 measures. Chords are indicated above the notes: G, Am/C, C, D, G, C, D, G, G, D/B, C, G, C, G, C, D, G. Fingerings are indicated by numbers 1-5 for the left hand and 1-2 for the right hand, with arrows showing the direction of the stroke (up or down).

Book: Kerr's First p36

Source: Kerr's First p36

Transcription: Transcription, chords:Mike Long

>>





# Jackson's morning brush

Jig

(Ireland)

D A D G G A D A D G D

D A D G A D A D G D

D A G D D G A D A G D D G D

D A G D D G A D A G D D G D

O'Neill's...  
D G D G A D G D A D

>>

Book: O'Neill's 899

Source: O'Neill's 899

Transcription: Transcription: Dan G. Petersen, chords: Mike Long

# Jerry's beaver hat

Jig

(Ireland)

Chords: D G D A D G D A D

Fingering: L3 ↑, L3 L7 R2 ↑ ↑ ↑, R6 L10 R1 L7 ↑ ↓ R1 L5 ↑ ↑ ↑ ↑, L5 R1 L5 L3 ↑ ↑ ↑ ↑, L4 L7 L4 ↓ ↑ L4 L3 ↓ ↓ ↑, L3 L7 R2 ↑ ↑ ↑ ↑, R6 L10 R1 L7 ↑ ↓ R1 L5 ↑ ↑ ↑ ↑, L5 R1 R2 L7 ↑ ↑ ↑ ↑, L3 L4 L3 ↑ ↓ L3 ↑ ↑

Chords: D G D D A D G D G A D

Fingering: L10 ↓, L10 R7 R6 ↓ R6 R7 L10 ↑ ↑ ↑ ↑ ↓, R6 R7 R6 R7 ↓ ↓ R6 ↑ ↑ R6 ↓, L10 R7 R6 ↓ R6 R7 L10 ↑ ↑ ↑ ↑ ↓, R2a L10 R6 ↓ L10 L10 ↑ ↑ ↑ ↑, L10 R7 R6 ↓ R6 R7 L10 ↑ ↑ ↑ ↑ ↓, R6 R7 R6 R7 ↓ ↓ R6 ↑ ↑ R6 ↓, L9 L10 L5 L7 ↓ ↓ R1 ↑ ↑ L5 ↑ ↑, L3 L4 L3 ↑ ↓ L3 ↑ ↑

Book: O'Neill's 754

Source: O'Neill's 754

Transcription: Bob Safranek, chords: Mike Long

>>

# Jig of slurs

Jig

Chords: D G D G (D) A D G D G A D D G A D G D G G D G G D G Em D Em G Em G Em G Em Bm D Em

Tablature: R1, L5 R2, L10 L10, R1 L10, L8 L10, R1 L10, L8 L10, R1 L10 L10, L5 R2, L10 L10, R1 L10, L8 L10, R1 L10, R2a L10, R6 L10 L10, R1 L5 R6, R6 R6, R7 R6 L10, R1 L10 L10 L10, R6 L10 L10, L5 R6, R6 R6, R7 R6 L10, R1 L10, R2a L10, R6 L10 L10, R1 L5 R6, R6 R6, R7 R6, R6 L10, R1 L10 L10 R6, R6 L10 L10, R1 L5 R1, R1 L10, L10 L10 L10 R1, L5 R1, R1 L10, L10 L10 L10 R6, L5 R1, R1 L10, L10 L10 L10 R1, R1 L10 L10 R6, R6 L10 L10

Source: O'Neil's abc file  
 Transcription: Transcription:?, chords:Mike Long



# Johnny Boyle's

Jig

(Ireland)

**Staff 1:** G C G C D G  
 L5 L4 L3 L4 L5 R1 L5 L5 R1 L10 R1 R1 L5 L5 L9 L10 L10 L10 R1 L5 L9 R1 L9 L5 L5 L4 L3 L4 L5 R1 L5 L5

**Staff 2:** D G | 1 D G | 2 D G | G  
 R1 L10 R1 L5 R1 L10 R6 R6 L10 L9 L5 L7 L5 L7 L4 R1 L5 L7 L5 R6 R7 R6 R7 R6 L10 R7 R7 R7 R6

**Staff 3:** D G D D G D G  
 R7 R6 L10 R7 R7 R6 R7 R7 R6 R7 R6 L10 R7 R6 R7 L10 R7 R6 R6

**Staff 4:** Em C G C D G D G D G  
 L10 L10 R1 L10 R1 L10 L10 L9 R1 L5 L9 L5 L5 L3 L4 R1 L5 R1 R1 L5 L10 R6 R6 L10 L9 L5 L5 L7

>>

Source: Altan: Blackwater

Discography: Altan: Blackwater

Transcription: Transcription, chords: Mike Long

# Johnny O'Leary's

Jig

(Ireland)

The musical score for 'Johnny O'Leary's' is presented in two staves. The key signature is one sharp (F#) and the time signature is 6/8. The first staff contains the first eight measures, with chords D, D (A), D, A, D, D (A), D, and A. The second staff contains the final four measures, with chords D, G, D, A, D, G, D, and A. Fingerings are indicated by numbers 1-5 and letters L (left hand) and R (right hand) with arrows showing the direction of the stroke. Some notes in the second staff are marked with a tilde (~) to indicate a grace note.

Source: Mike Long

Discography: Seamus Creagh/Aidan Coffey

Transcription: Transcription, chords: Mike Long

>>

# Johnny the jumper

Jig

(Ireland)

The musical score consists of two staves of music in 6/8 time, with a key signature of one sharp (F#). The first staff contains the first eight measures, and the second staff contains the remaining eight measures. Chords are indicated above the notes, and fingerings are indicated below the notes with letters (R for right hand, L for left hand) and numbers (1-5). The chords are: Am, Am, D/G, Am, G, Am, Am, G, Em, G, Am, Am, G, Am, G, G, Am, Am, G, Em, G.

Book: O'Neill's 1107

Source: O'Neill's

Transcription: Transcription, arrangement, chords: Mike Long

>>

# The jolly joker

Jig

(Ireland)

The musical score consists of two staves of music in G major (one sharp) and 6/8 time. The first staff contains the first eight measures, and the second staff contains the final four measures. Chords are indicated above the notes, and fingerings are indicated below the notes with letters L (left hand), R (right hand), and numbers 1-5. Arrows indicate the direction of finger movement.

**Staff 1:**

- Measure 1: Chord D. Fingering: L3 L10 L10 L5 (up), L10 L7 (down), L10 L7 (down), L10 L7 (down).
- Measure 2: Chord A. Fingering: L5 R1 (up), L7 L5 (up), L5 (up), L4 (down).
- Measure 3: Chord D. Fingering: L3 L10 L10 L5 (up), L10 L7 (down), L10 L7 (down), L10 L7 (down).
- Measure 4: Chord G. Fingering: L5 R1 (down), L5 L7 (down), L5 (down), L4 (up).
- Measure 5: Chord D. Fingering: L3 L10 L7 L10 (up), L10 L10 (down), L10 L10 (down), L10 L10 (down).
- Measure 6: Chord G. Fingering: L4 L10 L10 (down), L10 L3 L10 (down), L10 L3 L10 (down), L10 L3 L10 (down).
- Measure 7: Chord A. Fingering: R6 L10 L5 L7 (up), R1 L5 (down), R1 L5 (down), R1 L5 (down).
- Measure 8: Chord A. Fingering: L4 R1 L5 L4 (down), L5 L7 (up), L5 L7 (up), L5 L7 (up).

**Staff 2:**

- Measure 9: Chord D. Fingering: L7 L4 L3 (up), L7 L3 (down), L7 L3 (down), L7 L3 (down).
- Measure 10: Chord D. Fingering: L3 L7 L5 L5 (up), L5 L5 (up), L5 L5 (up), L5 L5 (up).
- Measure 11: Chord A. Fingering: L7 L4 L3 (up), L7 L3 (down), L7 L3 (down), L7 L3 (down).
- Measure 12: Chord D. Fingering: R6 L10 R1 L10 (up), R1 R2a (down), R1 R2a (down), R1 R2a (down).
- Measure 13: Chord D. Fingering: L7 L4 L3 (up), L7 L3 (down), L7 L3 (down), L7 L3 (down).
- Measure 14: Chord A. Fingering: L3 L7 L5 L5 (up), L5 L5 (up), L5 L5 (up), L5 L5 (up).
- Measure 15: Chord G. Fingering: L5 R1 L7 L7 (down), L5 L5 (down), L5 L5 (down), L5 L5 (down).
- Measure 16: Chord A. Fingering: L4 R1 L5 L4 (down), L5 L7 (up), L5 L7 (up), L5 L7 (up).

Book: O'Neill's 1014

Source: O'Neill's 1014

Transcription: Transcription, slight arr., chords: Mike Long

>>



# Jump at the sun

Jig

John Kirkpatrick (England)

The musical score is written in 6/8 time and consists of two staves. The first staff contains the first eight measures, and the second staff contains the remaining eight measures. Chords are indicated above the notes, and fingerings are indicated below the notes with arrows and numbers.

**Staff 1:**

- Measures 1-2: Dm
- Measures 3-4: Gm A
- Measures 5-6: Dm
- Measures 7-8: Dm Gm A Dm

**Staff 2:**

- Measures 9-10: Dm A
- Measures 11-12: Dm A
- Measures 13-14: Dm A
- Measures 15-16: Dm Gm A Dm

Source: Pubscouts

Transcription: Transcription:?, chords:Mike Long

>>

# The Kerry jig

Single Jig

(Ireland)

Am G Am G Am G C

C G G C G Am G Am G C

Book: Joyce, P. W.; "Old Irish Folk Music and Songs"  
 Source: Joyce, P. W.; "Old Irish Folk Music and Songs"  
 Transcription: Transcription:??, chords:Mike Long

>>

# The Kesh jig

## The Kincora jig

### Kerrigan's jig

Jig

Chord progression for the first staff: G D C G C D G D C G D G

Chord progression for the second staff: G C G G D G C G C D G

Book: Bulmer & Sharpley

Source: Many ABC files...

Discography: Bothy Band 1975.

Michael Tubridy: The Eagle's Whistle

Transcription: Transcription:???, rearrangement chords:Mike Long

>>

# The king of the pipers

## Frainc a'Phoill's

Jig

(Ireland)

D G D D G C D G D C G

L5 L3 R1 L3 L5 L5 L7 L3 L5 L3 R1 L3 L5 L7 L5 L3 L5 L3 R1 L3 L5 L5 L7 L3 L5 L5 L9 L7 L5 L7 L5 L3

D D A C G D C D C G

L10 R7 R6 L10 R2a L10 L5 L5 L5 L9 L7 L5 L7 L5 L3 L10 R7 R6 R6 L10 R6 L10 L5 L5 L9 L7 L5 L7 L5 L3

D C D C G

L10 L10 L10 L10 L5 R2 L10 L9 L5 L7 L5 L3 L10 L10 L10 L10 L5 L5 L5 L9 L7 L5 L7 L5 L3

D D A D C D D A C G

L10 R6 L10 L10 R6 L10 R2a R2 L10 L10 R6 L5 L7 L5 L3 L10 R6 L10 L10 R6 L10 R6 L10 R2a L5 L5 L9 L7 L5 L7 L5 L3

D C G D D C (G) D C G D C G

L3 L10 L3 L9 L3 R1 L3 L5 L3 L10 L3 L9 L5 L7 L5 L3 L3 L10 L3 L9 L3 R1 L3 L5 L5 L5 L9 L7 L5 L7 L5 L3

>>

Source: My arrangement from Altan and Show the ladies

Discography: Paddy Glackin: In Full Spate- slightly different & nicer...

Declan Masterson: Tropical Trad

Altan: Harvest Storm

Show the ladies

Transcription: Transcription, arrangement, chords: Mike Long

# The Kings of Inishbofin

Jig

Charlie Lennon (Ireland)

The musical score consists of three staves of music in the key of D major (one sharp) and 6/8 time. Each staff includes a treble clef, a key signature of one sharp, and a 6/8 time signature. The music is written in a single melodic line. Above each staff are chord symbols: D, A, A, G, D, A, A, G, A, D, D, G, A, D, G, A, G, A, D. Below the notes are detailed fingering instructions using letters L (left hand) and R (right hand) with numbers 1-10 and 'a' for the second finger, and arrows indicating up and down strokes.

>>

Source: IrTrad, 12 Oct 1999, Joe Gerhard  
 Transcription: Transcription, chords: Mike Long

# The Kinnegad Slashers

Land of sweet Erin

Bannocks of barley meal

The powers of whiskey

Jig

(Ireland)

The musical score consists of four staves of music in the key of D major (two sharps) and 6/8 time. Each staff includes a treble clef, a key signature of two sharps, and a 6/8 time signature. The music is a jig, characterized by its lively, rhythmic feel. Above the notes, chords are indicated: D, A, D, A, D, A, D, G, D, D, A, D, (A), D, A, D, G, D, D, A, D, G, D. Below the notes, fingerings are indicated with numbers 1-5 and letters L (left hand) and R (right hand), along with arrows showing the direction of the stroke (up or down). A triplet of eighth notes is marked with a '3' in the first measure of the first staff. The score concludes with a double bar line and repeat dots.

>>

Book: O'Neill's 901

Source: O'Neill's 901

Transcription: Transcription:Tom Keays, chords:Mike Long



# Kitty McGee

## Jig

D      D A      D      A      D      D A      D A      D

L10 L8 L5      R2 L10 R6      R6 L10 L10      R2a R2a R1      L10 L8 L5      R2 L10 R6      R6 L10 L10      L10 L10 L8  
 ↓ ↓ ↓      ↑ ↑      ↑ ↓      ↓ ↓      ↓ ↓ ↓      ↓ ↓      ↑ ↓      ↓ ↓      ↓ ↓ ↓  
 ↓ ↓ ↓      ↑ ↓      ↑ ↓      ↓ ↓ ↓      ↓ ↓ ↓      ↑ ↓      ↑ ↓      ↓ ↓ ↓

D      G      D      A      D      G      D A      D

L10 R6 R6      L10 R6      R6 L10 L10      R2a R2a      R7 R7 R6 R6      L10 R6      R6 L10 L10 R2a      L10 L10 L8  
 ↓ ↑ R7 R6      ↑ ↑ R6      ↑ ↓ L10 ↓      ↓ L10 L5      ↑ ↑ R7 ↑      ↑ ↑ R6      ↑ ↓ ↑ ↓      ↓ L10 L10 ↑  
 ↑ ↓ ↑      ↓      ↑      ↑ ↓ ↑      ↑ ↓      ↑ ↓      ↑ ↓      ↓ ↓ ↓

Book: New England Fiddler's Repertoire  
 Source: New England Fiddler's Repertoire  
 Transcription: Transcription, chords: Mike Long

>>



# The kneebuckle

Jig

(Ireland)

The musical score consists of two staves of music in 6/8 time, key of D major. The first staff has a key signature of one sharp (F#) and a common time signature. The second staff has a key signature of two sharps (F# and C#) and a common time signature. The music is a jig, characterized by its 6/8 time signature and lively, rhythmic melody. The score includes chords and fingerings for both hands.

**Staff 1:**

- Chords: A, A, G, A, G, A, A, A, G, G, D, A
- Fingerings: L10, L10 L5 L5, R2 L10 L10 R1, L10 L5 R6, L10 L5 L5 R2a, L10 L5 L5, R2 L10 L10 R1, L10 R6 R6, L10 L5 L5, L10 L5 L5, L10 L5 L5

**Staff 2:**

- Chords: A/D, G, D, A, A/D, G, D, A, A/D, G, D, A, G, D, A
- Fingerings: R7, R7 R6 R6 L10, R6 L10 L10 L5, R7 R6 R6 L10, L10 R1 L5 R7, R7 R6 R6 L10, R6 L10 L10 L5, R2 L10 R6 L10, L10 L5 L5, R7 R6 R6 L10, R6 L10 L10 L5, R2 L10 R6 L10, L10 L5 L5

Book: Krassen O'Neill's p43

O'Neill's 927

Source: O'Neill's 927

Transcription: Transcription, chords: Mike Long

>>

Lad O'Beirne's jig  
 Coughlan's jig  
 Connie O'Connell's jig  
 Burke's  
 Charlie Mulvihill's jig

Jig

The image shows two staves of musical notation for a jig in D major, 6/8 time. The first staff contains the first 12 measures, and the second staff contains the next 12 measures. Above the first staff, the chords D, A, A, G, D, G, A, D, D, A, G, D are indicated. Above the second staff, the chords D, D, A, C, D, A, D, G, D, A, G, D are indicated. Below each staff, a series of fingerings (L5, R2, L5, L5, L7, L10, L7, L5, L6, L3a, L5, L5, L6, L3a, L5, L7, L3, L7, L3, L5, L8, L10, L10, R6, L10, R2a, L5, L5, L7, L3) and directional arrows (up and down) are provided for each note.

>>

Source: Richard Darsie's web page  
 Transcription: Transcription, chords: Mike Long

# Lads in the kilt

## The boy from the glens

Jig

(Ireland, Scotland)

The musical score consists of three staves of music. Each staff begins with a treble clef, a key signature of one sharp (F#), and a 6/8 time signature. The music is a jig, characterized by its rhythmic pattern. Above the notes, chord symbols (D, G, A) are placed to indicate the harmonic structure. Below the notes, detailed fingering instructions are provided, using letters L and R for left and right hands, and numbers 1-7 for fingers. Arrows indicate the direction of finger movement (up or down). The score is divided into measures by vertical bar lines, with repeat signs at the beginning and end of sections.

>>

Book: The Skye Collection p177

O'Neill's 892

Source: The Skye Collection p177

Transcription: Transcription, minor arr., chords:Mike Long





# Lamb skinnet

Jig

(England, Scotland)

The musical score for 'Lamb skinnet' is presented in three systems, each with a treble clef and a key signature of one sharp (F#). The time signature is 6/8. The first system consists of two measures, with chords G, C, G, D, G, and C above the staff. The second system consists of two measures, with chords D, A, D, C, D, G, and C above the staff. The third system consists of two measures, with chords G, D, G, C, G, D, G, and C above the staff. Each measure includes a sequence of notes and rests, with fingerings indicated by numbers 1-5 and letters L (left hand) and R (right hand). Upward arrows indicate fingerings for notes that are accented or have a specific articulation. The score includes repeat signs and first/second endings.

>>

Source: Richard Darsie's web page

Transcription: Transcription, chords: Mike Long



# Lannigan's ball

Jig

(Ireland)

The image shows a musical score for 'Lannigan's ball' in 6/8 time. It consists of two staves of music. The first staff has five measures with chords Em, D, Em, C, and Em. The second staff has eight measures with chords Em, D, Em/C, D, Em, D, C, and Em. Below each staff are fretting diagrams for the left hand, using letters L1-L10 and R1-R9 to indicate fingerings and arrows to show upstrokes and downstrokes.

Book: Roche 1 n105

Kerr's First p36

O'Neill's 858

Source: Richard Robinson's web page/abc file (=Roche?)

Transcription: Transcription:Richard Robinson(?), Chords:Mike Long

>>



# The lark in the morning

Jig

(Ireland)

Chords: D G D A G D G D A G

Fingerings: R1, L5 L7 L5 L5, R1 L5 R1 R1, L5 L7 L5 L10, R6 L10 R1 L10, L5 L7 L5 L5, R1 L5 R1 R1, L10 R6 R7 L10, R6 L10 R1 R1

Chords: D G D D A D G D G A

Fingerings: L10 R6 R7, R7 R7 R7 R6, L10 R6 R6, R6 R1 L5, R2 L10 R7, R7 R7 R7 R6, R6 R7 R6 R6, L10 R1 L5

Chords: D A D G D A

Fingerings: R2 L10 R6 R6, R6 R6 L10, L10 R6 L10, L10 R1 L5, R2 L10 R6 R6, R6 R6 L10, R6 R7 R6 R7, L10 R1 L5

Chords: D A D D A G D A D D G A

Fingerings: L5 R2 R6 L10, L10 L10 R6 L10, L5 R2 R6 L10, L10 L10 L10 R1, L5 R2 R6 L10, L10 L10 R6 L10, R6 R7 R6 R6, R6 R1 L5

>>

Book: Fiddler's Fakebook

Ceol Rince 1 n27

Source: My arrangement from various sources

Transcription: Transcription, arrangement, chords:Mike Long

# The lark on the strand 1

Gleannt na Samhairc na

Wicky Sears

Jig

(Ireland)

The musical score consists of two staves of music in G major, 6/8 time. The first staff contains the first eight measures, and the second staff contains the final four measures. Above the notes are guitar chords: G, G (D), C, G, C, D, G, G (D), C, G, D, G. Below the notes are detailed fingerings for both hands, using letters R (Right) and L (Left) with numbers 1-5, and arrows indicating up and down strokes.

Book: The Irish Fiddle Book p57

Ceol Rince 1 n5

Source: Ceol Rince 1 n5

Discography: Colm Murphy: An Bodhrán

Transcription: Transcription, chords:Mike Long

>>



# The lark on the strand 3

An Fhuiseog ar an Tr

The stolen purse

Jig

(Ireland)

The musical score consists of two staves of music in treble clef with a key signature of one sharp (F#) and a 6/8 time signature. The first staff contains six measures of music with chords Am, G, Am, Em, Am, and G. The second staff contains six measures of music with chords G, C, D, G, C, and D. Fingerings are indicated by numbers 1-5 for left hand and 1-2 for right hand, with arrows showing the direction of movement.

Book: Ceol Rince 1 n7

Source: Ceol Rince 1 n7

Transcription: Transcription, chords:Mike Long

>>

# Larry O'Gaff

## Bundle and go

Jig

(Ireland)

Chords: D G D A D

Fingerings: L5 R2a, L10 L3 L3 R6 L10 L10, R7 R7 R7 R7 R6 L10, R6 R7 R6 R6 R7 R6, L10 L10 L10 L8, L5 R2a, L10 L3 L3 R6 L10 L10, R7 R7 R7 R7 R6 L10, R6 R7 R6 R6 R7 R6, L10 L10 L10, L8, L5 R2 L10 R2a, L10 L10 L10 L5, L5 R2a L10 L10, R6 L10 L10 L10 L10, L10 L10, L5 R2 R1 L5 L7 L3, L5 R1 L5 L7 L5 L7, L4 L3 L4 L3, L4 L7 L5 L5 R1 R2a

>>

Book: Roche 1 118

O'Neill's 869

O'Neill's 870

Source: O'Neill's 870

Transcription: Transcription: Dan G. Petersen, chords: Mike Long

# The leg of the duck

Jig  
APB Martin Hayes

(Ireland)

Chords: D A G D A G (D)

Fingerings and techniques for the first staff:  
 L8 L10 L5 (up, down, R2a, L5), L7 L5 L3a (up, down, L4), L7 L3a L4 L4 (down, down, L7, L7), L3 L3 L7 (up, L7, L4, L5), L8 L10 L5 (up, down, R2a, L5), L7 L5 L3a (up, down, L4), L7 L3a L4 L4 (down, down, L7, L7), L3 L7 L3 L4 L5 (up, up, L3, down, L7)

Chords: D A G D A G (D)

Fingerings and techniques for the second staff:  
 L5 L7 L5 L4 (up, up, down, L7), L7 L4 L5 L3a (up, down, L7, L4), L7 L3a L4 L4 (down, down, L7, L7), L3 L3 L7 (up, L7, L4, L5), L5 L7 L5 L4 (up, up, down, L7), L7 L4 L5 L3a (up, down, L7, L4), L7 L3a L4 L4 (down, down, L7, L7), L3 L7 L3 L4 L5 (up, up, L3, down, L7)

Book: Henderson's collection, MacLeod's Collection  
 Source: Martin Hayes Concert- Santa Cruz 1999  
 Transcription: Transcription, chords:Mike Long

>>



# The lilting banshee

## The miller of Glanmire

Jig

(Ireland)

Chords: A G (Em) (D) G A G (Em) G A

Chords: A G (Em) (D) G A G (Em) G A

Fingerings: L4 L5 L4 L5, R1 L5 L5, R1 L10 L10 R1, L10 L10 R6 R6, L10 L5 L5, R1 L5 L5, R1 L10 L10 R1, R1 L5, L4 L5 L4 L5, R1 L5 L5, R1 L10 L10 R1, L10 L10 R6 R6, L10 L5 L5, R1 L5 L5, R1 L10 L10 R1, R1 L5, L10 R7 R6, L10 L5 L5, R1 L10 L10 R1, L10 L10 R6 R6, L10 R7 R6, L10 L5 L5, R1 L10 L10 R1, R1 L5

Book: O'Neill's 766

Session tunes 2

Source: My arrangement from various sources

Transcription: Transcription, arrangement, chords: Mike Long

>>





# MacAllum's

Jig

(Ireland)

The musical score for MacAllum's Jig is presented in three systems. Each system consists of a treble clef staff with a 6/8 time signature, a series of chords, and a sequence of notes with fingerings indicated by numbers 1-5 and arrows for up and down strokes.

**System 1:** Chords: Dm, Dm, C, Am, Am, G, Dm, Dm, C, Am, G. Fingerings include L5, L3, L3, L5, L5, R2, L9, L10, L10, L9, L5, L4, R1, L5, L5, L4, L5, L3, L3, L4, L5, L5, R2, L9, L10, L10, L9, L5, L4, L5, L4, L3.

**System 2:** Chords: Dm, C, Am, Am, G, Dm, C, Am, G. Fingerings include L5, R2, L10, L10, L9, L10, L10, L9, L5, L5, L4, R1, L10, L10, L5, L5, R2, L10, L10, L9, L10, L10, L9, L5, L5, L4, L5, L4, L3.

**System 3:** Chords: Dm, C, Am, Am, G, Dm, C, Am, G. Fingerings include L5, R2, L10, L10, L9, L10, L10, L9, L5, L5, L4, R1, L10, L10, L5, L5, R2, L10, L10, L9, L9, L10, R7, L10, L10, L5, L4, L5, L4, L3.

Book: Music from Ireland Vol. 3  
 Source: Music from Ireland Vol. 3  
 Transcription: Transcription, chords:Mike Long



# Maguire's

Jig

The image shows three systems of musical notation for the jig 'Maguire's'. Each system consists of a treble clef staff with a key signature of two sharps (F# and C#) and a 6/8 time signature. Above the notes, chords are indicated by letters: A, D, E, and combinations like (D). Below the notes, specific fingerings are provided using letters L (left hand) and R (right hand) with numbers 1-7 and 'a' for the thumb, and arrows indicating the direction of the stroke (up or down).

**System 1:** Chords: A, D, A, E, A, D, A, D, E, A. Fingerings: L5 L5 R1 R1, R2a L7 L4, L5 R2a R6 L10, R6 L10 L10, L5 L5 R1 R1, R2a L7 L4, L5 R2a R6 R7, L10 R1 L5 L4.

**System 2:** Chords: A (D), D, A, E, A (D), D, A, D, E, A. Fingerings: L5 R2a R6 R7, R6 R7 R6 R2a, L5 R2a L10, L10 L10 R2a, L5 R2a R6 R7, R6 R7 R6 R2a, L5 R2a R6 R7, L10 R1 L5 L4.

**System 3:** Chords: A (D), D, A, E, A, D, A, D, E, A. Fingerings: L5 R2a R6 R7, R6 R7 R6 R2a, L5 R2a L10, L10 L10 R2a, L5 L5 R1 R1, R2a L7 L4, L5 R2a R6 R7, L10 R1 L5 L4.

>>

Source: G version from Marcas O Murchu

Henrik Norbeck's abc files

Discography: Four Men and a Dog: Barking Mad

Transcription: Transcription:Henrik Norbeck(?), chords:Mike Long

# Maguire's kick

## McGuire's

### The rolling waves

Single Jig

(Ireland)

The musical score is written in treble clef with a key signature of one sharp (F#) and a 6/8 time signature. The melody consists of two staves. The first staff contains the first 12 measures, and the second staff contains the remaining 12 measures, including a double bar line and two endings. Above the notes, chords are indicated by letters: D, A, G. Below the notes, fingerings are indicated by letters L1-L8 and R1-R8, with arrows showing the direction of the finger stroke (up or down). The second ending is marked with '1' and '2' above the notes.

Book: O'Neill's 1071

Source: My arrangement from various sources

Discography: James Kelly- Capel Street

Transcription: Transcription, arrangement, chords: Mike Long

>>

# The maid at the well

Jig

(Ireland)

Arr. O'Neill's

G G C G G C G G C G D G

L5 L5 L4 L3 L3 L5 L4 L9 L10 L10 R1 L5 R1 L5 L4 L5 L5 L4 L3 L3 L5 L4 L9 L10 L10 R1 L5 L5 R1 L5 L5

↑ ↓ ↓ L3 L4 ↓ ↓ L5 ↑ ↑ ↓ L9 L5 L5 ↑ ↑ L5 ↓ ↓ ↓ L3 L4 ↓ ↓ L5 ↑ ↑ ↓ L9 ↑ ↓ L5 ↑ ↓ L5

G G C G G C G G C G D G

R2 R6 L10 L10 L10 R6 L10 L9 L10 L10 R1 L5 L5 R1 L5 L4 L10 R6 L10 L10 L10 R6 L10 L9 L10 L10 R1 L5 L5 R1 L5 L5

↑ ↓ ↓ L10 L10 ↓ ↓ R1 ↑ ↓ L9 L5 L5 ↑ ↑ L5 ↓ ↓ ↓ L10 L10 ↓ ↓ R1 ↑ ↓ L9 ↑ ↓ L5 ↑ ↓ L5

Arr. 2

G C G D C G C G D G

L5 L5 L4 L3 L3 L5 L4 L9 L10 L10 R1 L5 L5 L5 L5 L4 L5 L5 L4 L3 L3 L5 L4 L9 L10 L10 R1 L5 L5 L5 L5 L5

↑ ↓ ↓ L3 L4 ↓ ↓ L5 L10 ↑ ↓ L5 L5 ↑ ↓ L4 ↓ ↓ ↓ L3 L4 ↓ ↓ L5 L9 ↓ ↓ R1 L5 R1 ↑ ↓ L7 ↓

G G C G D C G G C G D G

R2 R6 L10 L5 L10 R6 L10 L9 L10 L10 L5 L5 L5 L5 L4 L10 R6 L10 L5 L10 R6 L10 L9 L10 L10 L5 L5 L5 R2

↑ ↓ ↓ R1 R1 ↓ ↓ R1 ↑ ↓ R1 L5 R1 ↑ ↓ L4 ↓ ↓ ↓ R1 R1 ↓ ↓ R1 ↑ ↑ ↓ R1 L5 R1 ↑ ↓ L7 ↓ ↑

G C G C G D C G C G D G

R6 L10 L10 L10 R6 L10 L9 L10 L10 L5 L5 L5 L5 L4 L5 L5 L4 L3 L3 L5 L4 L9 L10 L10 L5 L5 L5

↓ ↓ L10 ↑ L10 ↓ ↓ R1 ↑ ↑ ↓ R1 L5 R1 ↑ ↓ L4 ↑ ↑ ↓ L3 L4 ↓ ↓ L5 ↑ ↓ R1 L5 R1 ↑ ↓ L7 ↓

>>

Book: O'Neill's 724

Ceol Rince 1 n13

Source: 1 O'Neill's 724

2 Ceol Rince 1 n13, mostly

Transcription: 1 Transcription:mvhplank, chords:Mike Long

2 Transcription, arrangement, chords:Mike Long

# Mary do it again

Jig

(Ireland)

**Staff 1:** A E A Am (D) G A E A A E A  
 Fingerings: R2a ↓ L5 ↑ R1 L10 ↑ R2a ↓ L10 L5 R1 ↑ R2a L5 ↑ L9 R1 ↑ R2 L9 ↑ R1 L5 L5 ↓ R1 ↓ R2a ↓ L5 ↑ R1 L10 ↑ L10 L5 R1 ↑ R2a L5 ↑ L10 L10 L10 ↑ R6 ↓ L10 ↓ R2a L5 ↓ L5 ↑ R2 ↓

**Staff 2:** G A A (E) G A E A  
 Fingerings: R6 R6 R6 ↓ ↓ R6 L10 ↓ L10 R2a ↓ L10 L10 R7 R3a ↓ R7 L10 L10 R6 ↑ ↑ ↑ R6 R6 R6 ↓ ↓ R6 L10 ↓ L10 R2a ↓ L10 L10 L10 ↑ R6 ↓ L10 ↓ R2a L5 R2 ↓

**Staff 3:** G (D) G (D) G (D) G (D)  
 Fingerings: R6 R6 L10 R7 R6 R6 ↓ ↑ ↑ ↓ ↑ ↑ R7 R7 R6 R7 R6 R6 ↓ ↑ ↓ ↑ R6 R6 L10 R7 R6 R6 ↓ ↑ ↑ ↓ R6 R6 L10 L10 R2a R1 ↓

>>

Book: Kerr's Fourth

Source: Kerr's Fourth

Transcription: Transcription, arrangement, chords: Mike Long

# Merrily kiss the Quaker

Jig

(Ireland)

Chord progression: G C G G D G C G G D G

Chord progression: G D G C G D G C G D G

Chord progression: G D G D G D C D G D G

>>

Book: Irish Traditional Music Session Tunes

Source: Irish Traditional Music Session Tunes

Transcription: Transcription, slight rearrangement, chords: Mike Long

# The merry maiden

## Willy Walsh's jig

Jig

(Ireland)

The musical score is written in treble clef with a key signature of one sharp (F#) and a 6/8 time signature. The melody is presented in two staves. Above the notes, chords are indicated: D, G, D, A, D, G, G, A, D on the first staff, and D, D, A, G, G, A, D, D, A, G, A, D on the second staff. Below the notes, specific fingerings are provided using letters L (left hand) and R (right hand) with numbers 1-5 and arrows indicating the direction of the finger stroke (up or down).

Book: O'Neill's 1063

O'Neill's 823

Source: O'Neill's 1063

Transcription: Transcription, slight rearrangement, chords: Mike Long

>>



# Metal bridge

Jig

(Ireland)

**Staff 1:** G D G C D G D D C D  
 L5 L7 R1 L5    L5 R1 R1    R1 L10 L10    L5 L5 L9 R1    L5 L7 R1 L5    L5 R1 R1    R6 R6 R6 R6 L10    L5 L5 L9 L5  
 ↓ ↑ L5 L5    ↑ ↑ L9 L5    ↑ ↓ R6 R1    ↑ ↓ L5 ↑ ↑ L5    ↓ ↑ L5 L5    ↑ ↑ L9 L5    ↑ ↓ R7 ↓ ↓ R1    ↑ ↓ L5 R1  
 ↓ ↑ ↑ ↓    ↑ ↑ ↑    ↓ ↓ ↓    ↑    ↓ ↑ ↑ ↓    ↑ ↑ ↑    ↑ ↑    ↑ ↑ ↑ ↑

**Staff 2:** G D G G C D  
 R1 L10 L10    L10 R1 R6    R1 R6 R1    L5 L5 L9 L5    R1 L10 L10    L10 R1 L10    R6 R6 L10 R1    L5 L5 L9 L5  
 ↑ ↓ R6 R1    ↓ L8 L10 L10    ↑ L10 L10    ↑ ↓ L5 R1    ↑ ↓ R6 R1    ↓ L8 L10 R6    ↓ ↑ L10 ↓ L9    ↑ ↓ L5 R1  
 ↓ ↓ ↑    ↓ ↓ ↓ ↓    ↓ ↓ ↓ ↑    ↑ ↑ ↑ ↑    ↓ ↓ ↑    ↓ ↓ ↑ ↑    ↑ ↑    ↑ ↑ ↑ ↑

Book: Music from Ireland Vol. 3  
 Source: Music from Ireland Vol. 3  
 Transcription: Transcription, chords:Mike Long



# The millpond

Jig

(Ireland)

The image shows a musical score for a jig titled "The millpond" from Ireland. It consists of two staves of music in G major, 6/8 time. The first staff has a key signature of one sharp (F#) and a common time signature of 6/8. The second staff has a key signature of one sharp (F#) and a common time signature of 6/8. The music is written in treble clef. Above the first staff, the chords G, D, D, C, G, D, C, G are indicated. Above the second staff, the chords G, D, G, D, C, D, G, D, G, D, D, G are indicated. Below the notes, there are numerous fingerings and bowings indicated by numbers 1-5 and letters L, R, and arrows pointing up or down.

Book: Bulmer & Sharpley 4 (?)

Source: Xerox of sets(Cooking with turf (?))

Transcription: Transcription, chords:Mike Long

>>

# The mist on the mountain

## Misty mountain

### The mist covered mountains

Jig

Junior Crehan (Ireland)

The musical score consists of three systems of music, each with five measures. The chords are Am, G, Am, G, and D/A. The fingerings are as follows:

System 1:

- Measure 1: L4 L5 L5 L10 L10 R1 L5
- Measure 2: L5 L7 L5 R1 L10 L5 L5
- Measure 3: L4 L5 L5 L10 L10 R1 L5
- Measure 4: L10 R6 L5 R1 L5 L5
- Measure 5: R1 L5 L5

System 2:

- Measure 1: R7 R6 R7 R7 L10 L10
- Measure 2: L5 L5 L5 L5 R1 R1 L5
- Measure 3: R7 R6 R7 R7 L10 L10
- Measure 4: L5 L5 L5 L5 R1 L5 L5 R7
- Measure 5: R1 L5 L5 R7

System 3:

- Measure 1: R7 R6 R7 R7 L10 L10
- Measure 2: L5 L5 L5 R1 R1 L5
- Measure 3: L4 L3 L5 R1 L5 R2a
- Measure 4: L10 R6 L5 R1 L5 L5
- Measure 5: R1 L5 L5

>>

Book: Music from Ireland Vol. 3 in F

Pubscouts in G

Source: Music from Ireland Vol. 3

Transcription: Transcription, minor arr.. chords:Mike Long



# The Monaghan jig

## The clay pipe

Jig

(Ireland)

Em Em D Em D Em Em D G D

R1 L5 L7   R1 L5 L7 L5   R1 L5 L7   L5 L7 L7 L5   R1 L5 L7   R1 L5 L7 L5   L10 R1 R1 L7 L3 L5 L7  
 ↑ ↓ L4 L4   ↑ ↓ L4 ↑ ↓ L5   ↑ ↓ L4 L4   ↑ ↑ L3 L5   ↑ ↓ L4 L4   ↑ ↓ L4 ↑ ↓ L8   ↓ R2a L5 L5   ↑ ↑ L7 L5  
 ↓ ↓ ↓ ↓   ↓   ↑   ↓ ↓ ↓   ↑ ↑ ↑   ↓ ↓ ↓   ↓   ↓   ↓ ↓ ↓ ↓

Em (D) Em Em D Em (D) Em G D

L4 L5 L10 R6   R6 L10 L10 L10   L4 L5 L10 L5   L7 L3 L5 L7   L4 L5 L10 R6   R6 L10 L10 L10   L10 R1 R1 L7 L3 L5 L7  
 ↓ ↓ R1 R6   ↑ ↑ L10 ↑ ↓ R1   ↓ ↓ R1 R1   ↑ ↑ L7 L5   ↓ ↓ R1 R6   ↑ ↑ L10 ↑ ↓ R1   ↓ R2a L5 L5   ↑ ↑ L7 L5  
 ↑ ↑ ↑   ↓   ↑   ↓ ↓ ↓   ↑ ↑ ↑   ↓ ↓ ↓   ↓   ↓   ↓ ↓ ↓ ↓

Em D Em G D

R6 L10 R6   R6 R6 R6   R6 L10 R6   R6 L10 R7 R6   R6 L10 R6   R6 R6 R6   L10 R1 R1   L7 L3 L5 L7  
 ↓ ↑ L10 L10   ↓ L10 R7 L10   ↓ L10 R6   ↑ ↓ R6 R6   ↓ ↑ L10 L10   ↓ L10 R7 L10   ↓ R2a L5 L5   ↑ ↑ L7 L5  
 ↑ ↑ ↑   ↑ ↑ ↑   ↑ ↑ ↑   ↑ ↑ ↑   ↓ ↓ ↓   ↓ ↓ ↓   ↓ ↓ ↓ ↓   ↑ ↑ ↓ ↓

Some versions...

Em Em D Em D Em G D

L4 L5 L10 L5   R1 L5 L7 L5   L4 L5 L10 L5   L7 L3 L5 L7   L4 L5 L5 L10   R1 R6 R6   L10 R1 R1   L7 L3 L5 L7  
 ↓ ↓ R1 R1   ↑ ↓ L4 ↑ ↓ L7   ↓ ↓ R1 R1   ↑ ↑ L7 L5   ↓ ↓ R1 R1   ↑ L10 L10 R7   ↓ R2a L5 L5   ↑ ↑ L7 L5  
 ↑ ↑ ↑   ↓   ↑   ↓ ↓ ↓   ↑ ↑ ↑   ↓ ↓ ↓   ↓ ↓ ↓ ↓   ↓ ↓ ↓ ↓   ↑ ↑ ↓ ↓



Book: O'Neill's 1033 is 3 parts  
 Source: My arrangement from various sources  
 Discography: Michael Coleman ??  
 Mary Bergin "Fedoga Stain"  
 Transcription: Transcription, arrangement, chords: Mike Long

# Money in both pockets

Jig

(Ireland)

The image shows a musical score for a jig in D major. It consists of two staves of music. The first staff has a key signature of two sharps (F# and C#) and a 6/8 time signature. Above the staff are chords: D, A, D, A (G), D, A, G, (A). Below the staff are fingerings: R2a ↓, L10 ↓, L7 ↑, L7 ↓, L5 ↑, R1 ↑, L5 ↑, R2a ↓, L10 ↓, L7 ↑, L7 ↓, L5 ↑, R7 ↑, R6 ↓, R6 ↑, L10 ↑, L7 ↓, L7 ↑, L5 ↑, R1 ↑, L5 ↑, L7 ↓, L4 ↓, L7 ↑, L4 ↓, L5 ↓, R1 ↑, R2a ↓, R1 ↑. The second staff has chords: D, A, D, G, D, A, Bm, G. Below the staff are fingerings: L5 ↑, R2 ↑, R6 ↑, R7 ↑, L10 ↓, R2a ↓, R7 ↓, R2a ↓, L10 ↓, L10 ↓, L5 ↓, R2 ↑, R6 ↑, R7 ↑, L10 ↓, R6 ↓, R6 ↑, R7 ↑, R6 ↓, R7 ↑, R6 ↓, L10 ↓, R6 ↑, L10 ↓, L10 ↓, R6 ↓, L10 ↓, L5 ↓, L5 ↓, R1 ↑, R2a ↓, R1 ↑.

Book: O'Neill's 746

Kerr's First p40

Source: My arrangement from various sources

Transcription: Transcription, minor arr., chords:Mike Long

>>

# The monk's jig

## The Reverend Brother's jig

### Sonny Brogan's

Jig

The musical score is written in G major (one sharp) and 6/8 time. It consists of two staves of music. The first staff contains the first line of the piece, and the second staff contains the second line. Chords are indicated above the notes, and fingerings are indicated below the notes. The chords are: Am, G, Am, G, Am, G, Em, G, Am. The fingerings are: L5 ↑, L5 R1 L9 ↑ ↑ L5 L10 ↑ ↑ ↑, L10 L10 L8 ↓ L9 L10 ↑ ↓ ↑ ↑, L5 R1 L9 L10 ↑ ↑ L5 L10 ↑ ↑ ↓ ↑, L10 L5 L5 ↓ L9 L5 L4 ↑ ↑ ↑ ↓ ↓, L4 L5 L9 ↓ ↑ R1 L10 ↓ L9 L10 ↑ ↑ ↑, L10 L10 R7 ↓ L9 L10 ↑ ↓ ↑ ↑, R7 R7 R6 L10 L9 L5 L5 ↑ ↓ R7 L10 ↑ ↑ L5 ↑ ↓.

Book: Ceol Rince 1 n21

Irish Traditional Music Session Tunes 3 n1

Source: My arrangement from various sources

Discography: Oisín: Over the Moor to Maggie

Transcription: Transcription, arrangement, chords: Mike Long

>>

# The Mooncoin jig

Jig

(Ireland)

**System 1:** A A G A G A A G A G G  
 R2a L5 L4 L5 L4 R1 R2a R2a L5 R2a L10 L5 R2a R2a L5 L4 L5 L4 R1 R2a L8 R2a R6 R6 L10 L5 R2a  
 ↓ R1 L5 L5 ↓ L5 ↓ L10 ↓ R1 L5 L10 ↓ R1 R1 L10 ↓ R1 L5 L5 ↓ L5 ↓ L10 ↓ L10 ↓ R1 R1 L10

**System 2:** A D G A D G A D G D A G  
 R2a L10 R6 R6 R6 R6 L10 R2a L10 R6 R6 R6 L5 R1 R2a R2a L10 R6 R7 R6 R7 R6 R7 R6 R6 R2a L10 L5 R2a  
 ↓ L10 L10 R6 ↑ ↓ R7 ↓ ↑ L10 ↓ L10 L10 R6 ↑ ↓ R7 ↑ ↓ L10 ↓ L10 L10 R6 ↑ ↑ L10 ↓ L10 ↑ ↑ L10 ↓ L10 ↓ R1 R1 L10

**System 3:** A D A G A G G A D A G  
 R2a L5 L5 R7 L10 L5 R1 R2a R2a L5 R6 R6 L10 L5 R2a R2a L5 R7 L5 R6 L5 R6 L5 R2 L10 R6 L10 L5 R2a  
 ↓ R1 ↑ ↑ R6 ↑ R2a ↑ ↓ L10 ↓ R1 ↓ ↑ L10 ↓ R1 R1 L10 ↓ R1 L5 R7 ↑ ↓ R6 R6 ↑ ↓ L10 R6 ↓ R1 R1 L10

Book: Krassen O'Neill's p58

O'Neill's 1034

Source: O'Neill's 1034

Transcription: Transcription, chords: Mike Long

>>



# Morrison's jig

Jig

(Ireland)

Em Em D Em G D Em Em D G D

Em Em D Em C D Em Em D C D

Em Em D Em D G D G D

L4 R1 L4 R1 L5 L7 L4 L4 R1 L10 R1 L5 L7 L4 R1 L4 R1 L5 L7 L5 L5 L7 L5 R2 L5 L7 L3  
 ↓ ↑ ↓ ↑ L4 ↑ ↑ L3 ↓ ↓ ↓ ↑ R2a ↓ R2a ↑ ↑ L3 ↓ ↑ ↓ ↑ L4 ↑ ↑ L3 ↓ ↓ ↓ ↑ L5 ↓ ↓ ↓ ↑ ↑ L5 L4

R1 L10 R6 L10 R7 L10 R6 L10 R1 L10 R6 L10 R7 R6 R6 L10 R1 L10 R6 L10 R7 L10 R6 L10 R6 R6 L10 R1 L5 L7 L3  
 ↑ ↑ L10 L10 ↑ ↑ L10 ↑ ↑ L10 ↑ ↑ L10 L10 ↓ ↓ ↑ ↑ L10 ↑ ↑ L10 ↑ ↑ R6 ↓ ↓ L10 L8 ↑ ↑ L5 L4

R1 L10 R6 L10 R7 L10 R6 L10 R1 L10 R6 L10 R6 R7 L10 R6 R6 R6 R6 L10 R6 L10 L10 R2a L8 R1 L5 L7 L3  
 ↑ ↑ L10 L10 ↑ ↑ L10 ↑ ↑ L10 ↑ ↑ L10 L10 ↑ ↑ R6 L10 ↓ ↓ R6 L10 ↓ L10 R6 ↑ L10 L10 ↓ ↓ ↓ ↓ ↑ ↑ L5 L4

>>

Source: My arrangement from various sources

Transcription: Transcription, arrangement, chords: Mike Long

# Mrs. McGee

Jig

John Riddell (Scotland)  
Ayr

The musical score for 'Mrs. McGee' is presented in three systems, each with a treble clef and a key signature of one sharp (F#). The time signature is 6/8. The first system consists of two measures with chords G, F, G, F, C, and G. The second system consists of two measures with chords G, (D), G, F, G, (D), G, F, C, and G. The third system consists of two measures with chords G, (D), G, F, (C), G, D, G, F, C, and G. Fingerings are indicated by numbers 1-5 for the left hand and R for the right hand, with arrows showing the direction of movement. A double bar line with repeat dots is at the end of the third system.

>>

Book: Jerry Holland's collection of fiddle tunes  
 Source: Jerry Holland's collection of fiddle tunes  
 Transcription: Transcription, chords: Mike Long

# The mucking o' Geordie's byre

Jig or march

(Scotland)

Chords for the first staff: D, G, D, A, G, D, D, A, 1 D (G), 2 D

Chords for the second staff: G, D, A, D, G, D, D, A, 1 D, 2 D (G)

Book: NE Fiddler's 22

Musical Museum 96

Jerry Holland Collection 59

Source: NE Fiddler's 22

Transcription: Transcription, minor arr. , chords:Mike Long

>>

# Mug of brown ale

## Jug of brown ale

### The Clare jig

Jig

(Ireland)

Am (C) G Am (C) G Am

R6 ↓ R6 ↑ L10 L8 R6 L5 ↑ ↑ L5 L5 ↓ ↓ ↓ ↓ R6 R6 R7 L10 ↓ ↑ R6 R6 ↓ ↓ ↓ ↓ L10 L5 ↓ R1 L5 ↑ L5 L10 L10 ↓ ↓ ↓ ↓ R1 R1 R1 ↑ L5 L10 L10 ↑ ↑ L5 L5 ↓ ↓ ↓ ↓ R6 R6 R7 L10 ↓ ↑ R6 R6 ↓ ↓ ↓ ↓ L10 L10 L10 ↓ R1 R6 R1 ↑ ↓ ↓ ↓ L5 R1 L5 ↑ ↑ L5 ↑ ↑

Am G Am G Am

R2 ↓ L10 R6 R7 R7 ↑ ↑ R6 R7 ↓ ↓ ↓ ↓ R7 R7 R6 ↑ R7 R7 L10 ↓ ↓ ↓ ↓ L10 L10 ↓ R1 R6 ↓ R7 R6 L10 ↑ ↓ ↓ ↓ R6 R7 L10 ↑ ↑ R6 R7 ↓ ↓ ↓ ↓ R7 R7 R6 ↑ R7 R7 L10 ↓ ↓ ↓ ↓ L10 L10 L10 ↓ R1 R6 R1 ↑ ↓ ↓ ↓ L5 R1 L5 ↑ ↑ L5 ↑ ↑

Book: Roche 1 n128

Kerr's First p39- different

Music from Ireland Vol. 3

Source: My arrangement from various sources

Transcription: Transcription, arrangement, chords: Mike Long

>>

# The Munster buttermilk 1

Behind the haystack  
Take her or leave her  
Squeeze your thighs

Jig

(Ireland)

The musical score is written in G major (one sharp) and 6/8 time. It consists of three staves of music. Each staff has chords written above it and fingerings written below it. The chords are: D, A, G, D, G, D, A, G, D, G, D, A, G, D. The fingerings are indicated by numbers 1-5 for fingers and letters L/R for left/right hand, with arrows showing the direction of the stroke.

>>

Book: Bulmer and Sharpley

Kerr's First p 40

O'Neill's 893 (in G, Part C is 1st)

Ceol Rince 2 n29

Source: My arrangement from various sources

Transcription: Transcription, arrangement, chords:Mike Long

# The Munster buttermilk 2

Jig

(Ireland)

The musical score is written in G major (one sharp) and 6/8 time. It consists of two staves of music. The first staff contains the first 12 measures, and the second staff contains the remaining 12 measures. Chords are indicated above the notes: G, D, G, G, D, G, G, D, G, C, G, D, G. Fingerings are indicated by numbers 1-5 and letters R (right hand) and L (left hand) with arrows showing the direction of the stroke.

Book: Ceol Rince 1 n21

NE Fiddler's n47

Irish Traditional Music Session Tunes 3 n2

Source: My arrangement from various sources

Transcription: Transcription, arrangement, chords: Mike Long

>>

# Murphy's delight

## Darby Gallagher's

### Hiuda Gallagher's march

Jig

(Ireland)

Source: tonyji~1.abc

Discography: Paddy Glackin: In Full Spate.

Altan: Red Crow

Transcription: Transcription:Henrik Norbeck?, modified, chords:Mike Long

>>

# My darling asleep

Jig

(Ireland)

The musical score is written in treble clef with a key signature of one sharp (F#) and a 6/8 time signature. It consists of two staves of music. Above the notes, chords are indicated: D, A, G, D, D, G, A, D, A, G, D, D, G, A, D. Below the notes, fingerings are indicated with letters L (left hand) and R (right hand) and numbers 1-5, along with arrows indicating the direction of the finger stroke (up or down).

Book: O'Neill's 925

Source: O'Neill's 925

Transcription: Transcription, arrangement, chords: Mike Long

>>



# Myra's jig

Jig

**Staff 1:**  
 Measure 1: A (L10 ↑, R2a ↓, L5 ↑, R6 ↑)  
 Measure 2: D (R2 ↓, R6 ↑, R2a ↓, R2a ↓, L5 ↑, L10 ↑, L5 ↑)  
 Measure 3: A (R2a ↓, L5 ↑, L3a ↓, L7 ↑, L7 ↑, L10 ↑)  
 Measure 4: A E A (R2a ↓, L5 ↑, R6 ↑, R2 ↓, R6 ↑, L10 ↑, R2a ↓, L5 ↑, L7 ↓, L4 ↑, L5 ↑, L5 ↑)

**Staff 2:**  
 Measure 1: A (R6 ↑, L10 ↑, R6 ↑, R6 ↑, R7 ↑, L10 ↑, R1 ↑)  
 Measure 2: E (R2 ↓, R6 ↑, R6 ↑, R2a ↓, R1 ↓, R6 ↑)  
 Measure 3: A (L10 ↑, R6 ↑, R6 ↑, R7 ↑, L10 ↑, R1 ↑)  
 Measure 4: A E A (R1 ↑, R2a ↓, L5 ↑, L5 ↑, R1 ↓, L7 ↑, L5 ↑, L5 ↑)

Source: Pubscouts and the SF Scottish fiddlers

Transcription: Transcription, arrangement, chords: Mike Long

>>

# Nellie's jig

Jig

The musical score for 'Nellie's Jig' is written in G major and 6/8 time. It consists of two staves of music. The first staff contains the first line of the melody, and the second staff contains the second line. Chords are indicated above the notes: G, D, G, C, D, G in the first staff, and G, Am, D, G, C, D, G in the second staff. Fingerings are indicated by numbers 1-5 and letters L (left hand) and R (right hand) with arrows showing the direction of the stroke.

Source: Richard Darsie's web page

Transcription: Transcription, chords: Mike Long

>>

# The new-rigged ship

## Miss Finlay's delight

### Piper's fancy

Jig

(Scotland)  
Shetland Islands

D A A (G) D A D

L5 R2 L10 L10 L10 L10 R6 L10 L5 R1 L10 L5 L5 R1 L10 L10 R6 L10 L10 R6 L10 L5 R1 L10 L10

↑ ↑ ↓ L10 R6 ↓ L10 L10 ↑ R2a L5 L8 ↑ R2a ↑ R2a ↓ L10 L10 ↓ L10 L10 ↑ R2a L5 R2a ↓ ↓

↓ ↓ ↑ ↑ ↓ ↓ ↑ ↑ ↓ ↓ ↓ ↑ ↑ ↓ ↓ ↓ ↑ ↑ ↓ ↓ ↓ ↑ ↑ ↓ ↓ ↓

D G (A) D A D

R6 R7 R6 R6 L10 L10 R7 R7 R6 R6 L10 L10 R6 R7 R6 R6 L10 L10 R6 L10 L5 R1 L10 L10

↑ ↑ ↑ R7 ↑ ↓ L10 R6 ↓ ↓ R7 ↓ ↑ ↑ L10 R6 ↑ ↑ R7 ↑ ↓ L10 L10 ↑ R2a L5 R2a ↓ ↓

↑ ↑ ↑ ↑ ↓ ↓ ↓ ↓ ↓ ↓ ↓ ↓ ↓ ↓ ↓ ↓ ↓ ↓ ↓ ↓

>>

Book: Kerr's Third p27

NE Fiddlers

Source: Richard Robinson's web page/abc file

Transcription: Transcription:Richard Robinson(?), Chords:Mike Long

# Off she goes!

Jig

(Ireland)

D G A D D G A/D A D G A D D G A D

L7 L5 L5 R1 L5 R1 L10 L7 L5 L5 R1 L5 L7 L4 L3 L7 L5 L5 R1 L5 R1 L10 R6 L10 R6 R6 L10 R2a L10

D G (A) D A D G D G A D

L10 R6 R7 L10 R6 R6 R7 L10 R6 R6 R7 L10 R6 L10 L5 R6 R6 R7 L10 R6 R6 R7 L10 R6 R6 L10 R2a L10

Book: O'Neill's 914

Source: O'Neill's 914

Transcription: Transcription, chords: Mike Long

>>

# Old as the hills

Jig

(Ireland)

The musical score is written in G major (one sharp) and 6/8 time. It consists of two staves of music. Above the notes, chord names (A, D, E) are indicated. Below the notes, fingerings are indicated with letters (R for right hand, L for left hand) and numbers (1-5 for fingers, a for thumb). Arrows indicate the direction of the stroke (up for ↑, down for ↓).

**Staff 1:**

- Chord: A
- Fingering: R7 ↑, L5 R1 ↑, R2a L5 ↓, L5 R1 ↑, R2 L10 R3a ↓, L5 R1 ↑, R2a ↓, R2 L5a R2a ↑, L10 L5 R2a ↓, L10 R6 R7 ↓, L10 L10 L10 L5a ↑, L8 R2a R7 ↑, L10 ↓

**Staff 2:**

- Chord: A
- Fingering: L10 ↑, R2a ↓, L10 R2a ↑, L5 R4 R2a ↑, R2a L10 L5 ↓, R1 L10 R2a ↑, R2a L10 L5 ↓, L5 R2a R6 R3a ↑, L10 L10 L10 L5a ↑, L8 R2a R7 ↑, L10 ↓, L10 R2a ↓, R3a ↑, R7 ↓

Book: O'Neill's 1017

Source: O'Neill's 1017

Transcription: Transcription, chords: Mike Long

>>

# The old grey goose

Jig

The musical score consists of seven staves of music in G major, 6/8 time. Each staff includes a treble clef, a key signature of one sharp (F#), and a 6/8 time signature. The music is a jig, characterized by its lively, rhythmic pattern. Above each staff, chords are indicated, and below each staff, specific fingerings for the left and right hands are provided using letters L and R with numbers 1-5 and arrows indicating up and down strokes. The chords used are Em, D, G, C, and Am. The score includes repeat signs and a double bar line with repeat dots at the end of the piece.

>>

Book: O'Neill's 1000  
 Source: O'Neill's 1000  
 Transcription: Transcription:Robert Thorpe, chords:Mike Long

# Old hag you have killed me

## O hag you have killed me

Jig

The image shows a musical score for a jig in 6/8 time, written in treble clef with a key signature of one sharp (F#). The score consists of two staves of music. Above the first staff, the chords D, C, D, D, C, D, G, C, G are indicated. Above the second staff, the chords D, G, D, D, G, D, C, G are indicated. The music includes various rhythmic patterns, including eighth and sixteenth notes, and rests. Fingerings are indicated by numbers 1-5 and letters L (left hand) and R (right hand) with arrows showing the direction of movement. Some notes have a tilde (~) above them, indicating a grace note or a specific articulation.

Source: My arrangement from various sources

Transcription: Transcription, arrangement, chords: Mike Long

>>

# Old Joe's jig

Jig

**Staff 1:** D (A) G D G D A D (A) G D G D A D  
 Fingerings: L10 ↑, R6 L5 ↑ ↑, L5 L7 ↑ ↑ L5 ↑, R1 L5 ↑ ↑ L7 ↑ ↑, R1 L10 L5 L7 ↑ ↓ R1 ↑ ↑ L5 ↑, R1 L10 R6 ↑ ↓ R2a L10 R6 ↓ ↓ ↑ ↑ ↓, R6 L5 ↑ ↑, L5 L7 ↑ ↑ L5 ↑, R1 L5 ↑ ↑ L7 ↑ ↑, R1 L10 L5 L7 ↑ ↓ R1 ↑ ↑ L5 ↑, R1 R2a L10 ↓ ↓

**Staff 2:** D A G (D) D A D A G (D) D A G D  
 Fingerings: L10 ↑, R6 R7 ↑ ↑ R6 ↑ R6 ↑, L10 L10 ↓ R1 ↑ ↑, L10 L5 ↓ R1 ↑ ↑, R2 L10 ↑ ↑, R6 R7 R6 ↑ ↑ R7 L10 ↑ ↑, R6 R7 ↑ ↓ R7 R7 ↑ ↓, R6 L5 ↑ ↑ L5 ↓ L5 ↓, R2 L5 ↑ ↑, R2 R1 ↑ ↑ L5 ↑, R2 L10 ↑ ↑, R6 L5 ↑ ↑, L5 L7 ↑ ↑ L5 ↑, R1 L10 L10 ↑ ↓ R2a ↓

Source: Richard Darsie's web page  
 Transcription: Transcription, chords:Mike Long

>>



# The one legged man

Jig

(Ireland)

**Staff 1:** D, D, G, D, D, C/A, G  
 Fingerings: L5 L7 L3 L5, L3 L5 L7, L5 L5 L7, L3 L7 R1 R2a, L8 L7 L3 L5, L3 L5 L7, R2 L10, R6 L10, R6 L10 R1 L10  
 Strokes: ↑ ↑ ↑ ↑, ↑ ↑ ↑ ↑, ↑ ↑ ↑ ↑, ↑ ↓ ↓, ↑ ↑ ↑ ↑, ↑ ↑ ↑ ↑, ↑ ↑ R6 ↓ ↑ R7, ↑ ↓ ↑ R7, ↑ ↓ R1 R2a

**Staff 2:** D, G, D, D, D, A, D, G, D, D, A, G  
 Fingerings: L10 R6 R6, R7 R6 R7 R6, L10 R6 R6, R7 R6 L10 R1, L10 R6 R6, R7 R6 R7 R6, L10 R6 R6 R7, R6 L10 R1 L10  
 Strokes: ↓ L10 R7 ↑ ↑ ↑ ↑, ↓ ↓ ↑ ↑, ↓ L10 R7 ↑ ↑ ↑ ↑, ↑ ↑ L10 ↑ L10 ↓ ↓ ↑, ↓ L10 R7 ↑ ↑ ↑ ↑, ↓ ↓ ↑ ↑, ↓ L10 ↓ L10 ↑ ↑ ↑ ↑, ↑ ↓ R1 R2a ↑ ↑ ↓ ↓

Book: O'Neill's 938

Source: O'Neill's 938

Transcription: Transcription:Tom Keays, chords:Mike Long

>>

# One too many

Jig

(England)

Am G Am Am G Am E Am G Am Am G Am

L5 L5 R2 L10 L10 R1 L5 L4 L5 R1 R1 L5 L5 R1 L10 R2a L5 L5 R2 L10 R1 L5 L4 L5 R1 R1 L5 L5 L5  
 ↑ ↑ ↓ L10 ↓ L9 ↑ ↓ ↑ ↑ ↓ ↑ ↑ ↓ ↑ ↑ ↓ L10 ↓ L9 ↑ ↓ ↑ ↓ ↑ ↑ ↓ ↑ ↑ ↓ ↑ ↑

Am G D G Am G Am G Am

R2 L10 R7 R6 R6 L10 L10 R6 R6 R6 R6 L10 L10 R7 R6 R6 L10 L8 R1 R1 L5 L5 L5  
 ↓ ↑ R7 ↓ ↑ L10 L8 ↓ L10 R6 L10 ↓ ↓ ↑ ↑ R7 ↓ ↑ L10 L10 ↑ ↑ L9 ↑ ↑ L5 ↑ ↑

Transcription: Mark Boronkay, chords: Mike Long

>>

# Out on the ocean

## The Portroe jig

Jig  
APB Martin Hayes

(Ireland)

The musical score is written in treble clef, G major, and 6/8 time. It consists of three systems of music. Each system includes a melodic line with fingerings (R1, L5, L4, L3, L10, R6) and a series of chords (G, C, D, Em) indicated above the staff. The first system has 10 measures. The second system has 10 measures, including a first and second ending. The third system has 10 measures, also including a first and second ending. The key signature has one sharp (F#).

>>

Book: O'Neill's 795

Source: Hayes Cahill Live in Seattle

Discography: Hayes Cahill Live in Seattle

Transcription: Transcription, chords: Mike Long

# Paddy Carey

## Paddy Carey's fortune

Single Jig

(Ireland)

The musical score is presented in four systems, each with a treble clef staff and a set of rhythmic notation below. The first system has chords D, G, A, D, A, G. The second system has chords D, G, D, D, G, D, A, D, G, D, D, A, G. The third system has chords G, D, G, A, G, D, A, G. The fourth system has chords D, G, D, D, G, D, A, D, G, D, D, A, G. Each system includes rhythmic notation with letters L, R, and R2a, and arrows indicating fingerings.

>>

Book: Kerr's Fourth p23

O'Neill's 1820

Source: Kerr's Fourth

Transcription: Transcription, chords: Mike Long



# Paddy Fahy's 2

Jig

The musical score is presented in three systems, each with a treble clef and a key signature of one sharp (F#). The time signature is 6/8. The first system consists of two measures with chords G, G (C), F, F, C, G, and G (C). The second system consists of two measures with chords G, D, G, G, D, and F. The third system consists of two measures with chords C/A, G, D, G, D, G, and G. Each measure includes a sequence of notes and a corresponding set of fingerings indicated by numbers 1-5 and letters L (left hand) and R (right hand) with arrows for up and down strokes.

>>

Source: Mulvihill's tune collection

Ricker ABC file

Transcription: Transcription:?, chords:Mike Long

# Paddy O'Rafferty

Jig

(Ireland)

The musical score for 'Paddy O'Rafferty' is presented in five systems. Each system contains a treble clef staff with a key signature of one sharp (F#) and a 6/8 time signature. The melody is written in eighth notes. Below each staff is a set of fingerings for the left hand (L) and right hand (R), with digits 1-5 representing fingers. The chords are indicated above the staff: G, C, G, C, D, G, C, G, C (D). The score includes repeat signs and a final double bar line with repeat dots.

>>

Book: O'Neill's 954

Kerr's Second p29

Source: My arrangement from various sources

Transcription: Transcription, arrangement, chords: Mike Long

# Paddy whack

## When history's muse

Jig

(Ireland)

The musical score consists of two staves of music in 6/8 time, with a key signature of one sharp (F#). The first staff contains the first line of music, and the second staff contains the second line. Above each staff are chords: G, C, G, G, C, D, G, D, C, G, G, D, G. Below the notes are detailed fingerings for both hands, using letters L (left) and R (right) and numbers 1-5 to indicate specific fingers. The score includes repeat signs at the beginning and end of each line.

Book: Kerr's First

O'Neill's

New England Fiddler's Repertoire

Source: Kerr's First

Transcription: Transcription, chords: Mike Long

>>



# Paddy's leather britches

Jig

(Scotland)

The musical score is written in G major (one sharp) and 6/8 time. It consists of four staves of music. Chords are indicated above the staff, and fingerings are indicated below the staff. The chords used are Bm, A, F#m, and Bm. The fingerings are indicated by numbers 1-4 for the right hand and L1-L10 for the left hand, with arrows indicating the direction of the stroke.

Staff 1: Bm, A, Bm, A, F#m

Staff 2: A, Bm, A, F#m, A, Bm, A, F#m

Staff 3: Bm, A, Bm, A, F#m

Staff 4: A, Bm, A, F#m, A, Bm, A, F#m

>>

Source: Richard Robinson

Transcription: Transcription:Richard Robinson(?), Chords:Mike Long

# The pet of the pipers

## Doherty's fancy

Jig

(Ireland)

The musical score consists of two staves of music in G major (one sharp). The first staff begins with a treble clef, a key signature of one sharp (F#), and a 6/8 time signature. Above the staff, the chords A, E, A, D, A, E, A are indicated. Below the staff, fingerings are provided for each note, using letters L (left hand) and R (right hand) with subscripts and arrows indicating direction. The second staff continues the melody, with chords A, E, A, E, A, A, D, A, D, A, E, A indicated above. Fingerings are also provided below the staff, including a triplet of eighth notes marked with a '3'.

Book: O'Neill's 811

Kerr's First p36

Source: Kerr's First p36

Transcription: Transcription, minor arr., chords: Mike Long

>>

# Pipe on the hob

## Burns's Dream

(Ireland)

Jig

Am Am G Am G G Am Am G Em G Am

G Am G G Em G Am

Am G Am Am G Am Am G Am G Em G Am

Book: Joyce, P. W.; "Old Irish Folk Music and Songs"  
O'Neill's 705

Source: My arrangement from various sources- mostly O'Neill's  
Transcription: Transcription, arrangement, chords:Mike Long

>>

# The piper's bonnet

Jig

Or use Am...

Chords: A A C G

Fingerings for first staff:  
 Measure 1: R1 ↓, L10 ↑  
 Measure 2: L10 ↑, L8 ↑, L10 ↑  
 Measure 3: L10 ↑, L8 ↑, L5 ↑, R1 ↑, L10 ↑  
 Measure 4: L10 ↑, L8 ↑, L10 ↑, R1 ↓, L5 ↓, L5 ↓, R1 ↓, L10 ↓

Chords: A G A C G

Fingerings for second staff:  
 Measure 1: R1 ↓, L10 ↑  
 Measure 2: L10 ↑, L8 ↑, R7 ↑, L5 ↑  
 Measure 3: R2 ↓, L5 ↓, L5 ↓, R1 ↓, L10 ↓  
 Measure 4: L10 ↑, L8 ↑, R7 ↑, L5 ↑  
 Measure 5: R1 ↓, L5 ↓, L5 ↓, R1 ↓, L10 ↓

Book: Kerr's Fourth p30

Source: Kerr's Fourth p30

Transcription: Transcription, chords:Mike Long

>>



# The queen of the rushes

(Ireland)

Jig

See also: The humors of Ennistymon

G C (D) G C D G C (D) G D G

L10 ↓ L9 ↑ R1 L5 L5 ↓ R2 ↑ L9 L5 L5 ↓ L5 ↑ R1 L5 L5 R1 L9 L5 L7 L4 R1 L5 R1 L9 L5 L5 L5 R1 L10 L9 L5 L5 L5

D G D F (A) D G D G

R6 ↓ R6 L10 R6 R7 L10 L9 R6 R6 R7 R6 R7 R6 L10 R3 L10 R6 R7 R6 L10 L5 R1 L10 L9 L5 L5 L5

G D G D G

R1 ↑ L9 ↓ L10 R6 R1 L10 R6 R1 L9 R1 L5 L9 L5 L9 R1 L10 R6 R1 L10 R6 L9 R1 L10 L9 L5 L5 L5

Arr. 2

D G D A D D G D A D

L5 ↑ L5 ↓ L7 L3 L3 L7 L5 L4 L4 L5 L7 L3 L3 L7 L5 L4 L3 L5 L7 L3 L3 L7 L5 L4 L4 L5 L5 L5 L5 L4 L3 L4 L3

C D Am C D A D

R1 ↑ L9 L5 R1 L10 L10 L5 L5 L10 R6 L10 L10 L9 L5 L9 L5 R1 L10 L10 L5 L5 L7 L5 L4 L3 L4 L3

D C D D A D

L7 ↑ L5 ↓ L5 R2 L5 L7 L5 R2 L5 L7 L5 L4 R1 R1 R1 L4 L7 L5 L5 R2 L5 L7 L5 R2 L5 L5 L7 L5 L4 L5 L3 L4 L3 L3

>>

Book: Irish Old and New

Irish Traditional Music Session Tunes 3

Source: 1 Irish Traditional Music Session Tunes 3- mostly

2 Planxty- Words and music

Discography: Planxty- Words and music

Transcription: 1 Transcription, arrangement, chords:Mike Long

2 Transcription, chords:Mike Long

# The races at Carrick

Jig

(Ireland)

See also: The tar road to Sligo

The image shows a musical score for a jig in D major, 6/8 time. It consists of two staves of music. Above the first staff, the chords D, G, A, D, G, A, D, G, A, D, G, A, D are written. Above the second staff, the chords D, D, A, G, A, D, D, A, G, A, D are written. Below the notes, there are numerous fingerings indicated by letters (R6, L10, R1, R2a, L10, L5, L5, L7, L5, R2, R6, R6, R6, R7, R6, R6, L10, R1, R2a, L10, L5, L5, L7, L5, R2, L10, R6, R2a, L10) and arrows (up and down) indicating the direction of the finger strokes.

Book: O'Neill's 836

Source: O'Neill's 836

Transcription: Transcription, chords: Mike Long

>>

# The rakes of Clonmel

## The boys of the Lough

Jig

(Ireland)

Am G Am G G C G Am G Am

L5 L9 R1 L5 L4 L4 L5 L5 L9 L5 L10 R1 L5 L5 R6 R6 R6 L10 R6 L10 L5 L9 L10 L9 L5 L4 L4 L5 L5

↑ R1 ↑ ↑ L5 ↓ ↓ L3 ↓ ↑ L5 R1 ↑ R1 R2 L9 ↑ ↓ L5 R2 ↓ ↓ R6 ↑ R6 ↓ R1 R1 L10 ↑ ↑ L5 ↓ ↓ L3 ↓ ↑ L5

Am G G C G Am G Am

R7 R7 L10 R7 L10 L9 L5 R2 R6 L10 R6 L9 R1 L5 R6 R6 L10 R6 R3 L10 L5 L9 L10 L9 L5 L4 L4 L5 L5

↑ ↑ R7 L10 ↑ L5 L5 R6 ↓ ↑ R7 L10 ↑ L5 L5 ↓ ↓ R7 ↓ ↑ L10 ↓ R1 R1 L10 ↑ ↑ L5 ↓ ↓ L3 ↓ ↑ L5

Am G C G Am G Am G Am

R7 R7 L10 R7 L10 L9 L5 R2 R6 L10 R6 L9 R1 L5 R1 L9 R1 L10 R2a L10 L10 R1 L9 L10 L9 L5 L4 L4 L5 L5

↑ ↑ R7 L10 ↑ L5 L5 R6 ↓ ↓ R7 L10 ↑ L5 L5 ↑ ↑ L9 ↓ ↓ L10 ↑ ↓ L9 ↑ ↑ L10 ↑ ↑ L5 ↓ ↓ L3 ↓ ↑ L5

Alt. B

Am Em G C G Am G Am G Am

R1 L5 R7 R7 R3a R7 R6 L10 R6 R6 R7 L10 L10 L5 R1 L9 R1 L10 R2a L10 R3 R1 L9 L10 L9 L5 L4 L4 L5 L5

↑ ↑ R7 ↓ R7 ↓ ↓ L10 R6 ↓ ↑ R6 R6 ↓ R1 L5 ↑ ↑ L9 ↓ ↓ L10 ↑ ↑ L10 ↑ ↑ L10 ↑ ↑ L5 ↓ ↓ L3 ↓ ↑ L5

>>

Book: O'Neill's 902

Source: O'Neill's 902

Transcription: Transcription, slight arr., chords: Mike Long



# The rakes of Kildare

## The Galbally farmer

Jig

(Ireland)

The musical score consists of three systems of treble clef notation. Each system contains a melodic line with chords and fingerings indicated below the notes. The chords are Am, G, Am, Em, G, and Am. The fingerings are indicated by numbers 1-5 and letters L (left hand) and R (right hand) with arrows showing the direction of the stroke.

System 1 Chords: Am, G, Am, Em, G, Am

System 2 Chords: Am, G, Am, Em, G, Am

System 3 Chords: Am, G, Am, Em, G, Am

>>

Book: Kerr's First p37

Krassen O'Neill's p 32

Roche 1 n87

O'Neill's 847

Source: My arrangement from various sources

Transcription: Transcription, arrangement, chords:Mike Long

# The rambling pitchfork

## Roland's return

Jig

(Ireland)

Chords: G, Am, C, D, G, Am, Em, Em, B, Em, G, D, Em, B, Am, Em

Fingerings: L4, L5, L7, R1, L5, R2, L5, L5, L5, R1, L10, R6, R6, L10, L5, L5, L7, R1, L5, R2, L5, L5, L5, R1, R1, L5, R1, L5, L4, R1, R2a, R2a, L10, R6, R6, R6, R2a, R1, R2a, L10, R6, R6, R7, R7, R7, R6, L10, R6, R6, R6, R2a, R1, L5, L5, R1, R1, L5, R1, L5, L4

Book: Kerr's First p39

Roche 1 n92

Source: Kerr's First p39

Transcription: Transcription, chords:Mike Long

>>

# Richard Brennan's Brennan's favourite

Jig

D                    A                    D                    A                    D

D    A    D    (A)    D    A    G    A    D    A    D    (A)    D                    A    D

Book: The Irish Fiddle Book  
 Source: Xerox of sets(Cooking with turf (?))  
 Discography: James Kelly: Capel Street  
 Mick Moloney: Strings attached  
 Transcription: Transcription, chords:Mike Long

>>

# The road to Lisdoonvarna

Single Jig

(Ireland)

Chords: Em (G) D Em (G) A | 1 Em | 2 Em

Chords: Em D/G A G Em D/G A | 1 Em | 2 Em

Source: My arrangement from various sources

Transcription: Transcription, arrangement, chords:Mike Long

>>

# The road to Lurgan

Jig

(Ireland)

Chords: G C G G D G C G G D G

Fingerings: L3, L5 R1, L9 L5, R1 L5, L5 R1, L9 L5, L7 L3, L7, L5 R1, L9 L5, R1 L5, R2 L10, L9 L5, L5 L5

Chords: G D D G D D (C) G D D G D G

Fingerings: L9, R1 L5, L5 L7, L3 L4, L5 L3, R1 L5, L5 L7, L7, L5 R1, R1 L5, L5 L7, L3 L4, L5 L3, R1 L9, R1 L9 L5, L5 L5

Book: O'Neill's 830

Source: Richard Darsie's web page

My arrangement from various sources

Transcription: Transcription, arrangement, chords: Mike Long

>>



# Saddle the pony

Jig

(Ireland)

The musical score is written in treble clef with a key signature of one sharp (F#) and a 6/8 time signature. It consists of two staves of music. The first staff contains the first eight measures, and the second staff contains the remaining four measures. Above the notes, chords are indicated: D, A, A, D, A, G, D, A, A, G in the first staff; and A, D, A, A, D, G, A, D, A, G in the second staff. Below the notes, fingerings are indicated with letters R (Right hand), L (Left hand), and subscripts (e.g., R6, L10, R2a, L5). Arrows indicate the direction of finger movement: up for ↑ and down for ↓.

Book: O'Neill's 718

Source: O'Neill's 718

Transcription: Transcription, chords: Mike Long

>>

# Saint Patrick's day

Jig

(Ireland)

Chords: G, D, Am, C, G, D, Am, C, G, G, (Em), D, C, G, (Em), D, C, G, (Em), 1 D C, 2 D C

Fingerings (L: Left hand, R: Right hand):

- Staff 1: L3 ↑, L5 L5 L5 L5 R1 L9 ↓ ↑ ↓ ↓ ↑ ↑; L10 L10 R1 L5 ↓ L10 L10 ↓ ↑ ↓ ↓ ↑; L5 L5 L5 R1 L5 L3 ↑ ↓ ↑ ↑ ↓ ↑; L4 L7 L4 L4 L3 ↓ ↑ ↓ ↓ ↑; L5 L5 L5 L5 R1 L9 ↓ ↑ ↓ ↓ ↑ ↑; L10 L10 R1 L5 ↓ L10 L10 ↓ ↑ ↓ ↓ ↑
- Staff 2: L5 L5 L5 R1 L5 L3 ↑ ↓ ↑ ↑ ↓ ↑; L4 L7 L5 ↓ ↑ ↓ ↓ ↑; R2 ↑; L10 L10 R6 ↓ ↑ ↑; R6 L10 ↓ ↑; R6 L10 R6 ↓ ↑ ↑; L10 L10 L10 R1 ↓ ↑ ↓ ↓ ↑; L10 L10 R6 ↓ ↑ ↑; R6 R7 R6 ↓ ↑ ↓
- Staff 3: R6 L10 L10 L10 ↓ L10 L10 ↑ ↑; L10 R6 ↓ L10 ↑ ↑; R6 L10 ↓ ↑; R6 L10 L10 R1 ↓ ↑ ↓ ↓ ↑; L10 R6 ↓ L10 ↑ ↑; R6 R7 R6 ↓ ↑ ↓; R6 L10 L10 ↓ L10 ↑ ↑; R6 L10 L10 R6 ↓ ↑ ↓

>>

Book: RSCDS 3-3 (?)

NE Fiddler's Repertoire

Gow's Repository (?)

Source: My arrangement from various sources

Transcription: Transcription, arrangement, chords: Mike Long



# Sally Hunter

Jig

The image shows a musical score for a jig titled 'Sally Hunter'. It consists of three staves of music in treble clef, with a key signature of two sharps (F# and C#) and a 6/8 time signature. Above each staff are chord names: D, G, D, G, A, D, G, D, G, A, D for the first staff; D, G, D, G, D, A, D, G, D, G, A, D for the second staff; and D, G, D, G, D, A, D, G, A, D for the third staff. Below the notes are detailed fingering instructions using letters L (left hand) and R (right hand) with numbers 1-5 and 'a' for the second finger, and arrows indicating up and down strokes.

>>

Source: Nottingham Music Database

Transcription: Transcription:?, arrangement: Phil Rowe, chords: Mike Long



# Scatter the mud

Jig

(Ireland)

The musical score consists of two staves of music in 6/8 time. The first staff begins with a treble clef and a key signature of one flat (F major/D minor). The second staff begins with a repeat sign and a key signature change to two flats (B-flat major/D-flat minor). Chords are indicated above the notes, and fingerings are indicated by numbers 1-5 and arrows for up and down strokes.

**Staff 1:**

- Chords: Am, G, Am, G
- Fingerings: L10 ↓, L10 L8 R1 ↑ ↑ L5 L5 ↑ ↑ ↑, R2 L5 R1 ↓ L5 L5 L10 ↑ L8 R1 ↑ ↑ ↑, L10 L5 L5 R2 R1 L5 L10 ↓ ↓ ↓, L10 L8 R1 ↑ ↑ L5 L5 ↓ L5 L5 L4 ↑ ↑ ↑, L5 L5 R1 L10 ↓ ↑ R1 R3 ↑ ↑ ↓, L10 L5 ↓ R1 L5 ↑ ↑ ↑

**Staff 2:**

- Chords: Am, G, Am, G, Am, G, (Em), G
- Fingerings: R2 ↑, L10 R7 L10 R6 ↑ ↑ R7 R6 ↑ ↑ ↓ ↓, L10 L5 R1 ↓ R1 L5 L10 ↑ ↑ ↑ ↓, L10 R7 L10 R6 ↑ ↑ R7 R6 ↑ ↑ ↓ ↓, L10 L5 R1 ↓ R1 L5 L10 ↑ ↓ ↓ ↓, L10 R7 R6 L10 ↑ ↑ ↑ R6 ↓ ↓, L10 L5 L5 ↓ R1 L5 L4 ↑ ↑ ↓ ↓, L5 L5 R1 L10 ↓ ↑ R1 R3 ↑ ↑ ↓, L10 L5 ↓ R1 L5 ↑ ↑ ↑

Book: O'Neill's 967 2nd Setting

Source: O'Neill's, mdl

Transcription: Transcription, arrangement, chords: Mike Long

>>

# Seamus Cooley's jig

Jig

The musical score is presented in three systems, each with a treble clef and a key signature of one sharp (F#). The time signature is 6/8. The first system contains 12 measures with chords G, D, G, G, D, G. The second system contains 12 measures with chords G, Am, D, G, C, D, G. The third system contains 12 measures with chords G, Am, D, G, G, D, G. Fingerings are indicated by numbers 1-5 and 10, with arrows showing the direction of the stroke (up or down).

>>

Source: tonyji~1.abc

Transcription: Transcription:???, chords:Mike Long

# Sean Ryan's

(Ireland)

Jig

The image shows a musical score for a jig in G major, 6/8 time. It consists of two staves of music. The first staff contains the first line of the melody, and the second staff contains the second line. Above the notes are chord symbols: Am, G, Am, G, Am, G, Am, G, Am, G, Am, G, Am. Below the notes are detailed fingering instructions for the left and right hands, using letters L (left) and R (right) and numbers 1-5 to indicate finger positions. The score includes repeat signs at the beginning and end of each line.

Book: Music from Ireland Vol. 3  
 Source: Music from Ireland Vol. 3  
 Transcription: Transcription, chords:Mike Long

>>

# Sgian Dubh

Jig

The musical score for 'Sgian Dubh' is presented in three systems, each with a treble clef and a key signature of two sharps (F# and C#). The time signature is 6/8. The first system contains 10 measures with chords: Bm, D, A, Bm, G, A, Bm, D, A, D, A, Bm. The second system contains 10 measures with chords: Bm, A, Bm, D, Bm, A, D, A, Bm. The third system contains 10 measures with chords: Bm, A, Bm, D, Bm, A, D, A, Bm. Fingerings are indicated by numbers 1-5 for left hand and 1-2 for right hand, with arrows showing the direction of movement.

>>

Book: Kerr's Second p35

Source: Kerr's Second p35

Transcription: Transcription, chords:Mike Long

# Shandon bells

Jig

(Ireland)

D      D A      G      G A      D      D A      G A      1 D

R1    L5 L7    L3    L5    R2 L10    R2a    L5    R1 L5    L4    L5    R1 L5    R1    L10    L8 L7    L3    L5    R2 L10    R2a    L5    R1 R2a    L10    L5    R2    L10    R1

↑    ↑ ↑ L3    L7    ↑ ↑ L10 ↓ R1    ↑ ↓ L4    L7    ↑ ↑    ↑ R2a    ↑ ↑ L3    L7    ↑ ↑ L10 ↓ R1    ↑ ↓ L10 ↑ R2a    ↑ ↓ L10 ↑ R2a    ↑ ↓ R2a

2 D      D      A      A (G)      D      G      A      D

L10 L10    R6    R6 L10 L10    R6 R7 R6    R2a L5 L5    R2a R2a L10 R6    R6 L10 L10    R6 R7 R6    R1 R2a L10 L5    R2 L10

↓ ↓    ↓    ↑ ↓ L10 L10    ↑ R7 R7 L10    ↓ L5 R2 L5    ↓ R1    ↑ ↑ R6    ↑ ↓ L10 L10    ↑ R7 R7 L10    ↑ ↓ L10 ↑ R2a    ↓ ↓

Book: O'Neill's 814

Source: O'Neill's 814

Transcription: Transcription, chords: Mike Long

>>

# The ship in full sail

Jig

The image shows a musical score for a jig in G major, 6/8 time. It consists of two staves of music. The first staff has a key signature of one sharp (F#) and a 6/8 time signature. The melody is written on a treble clef staff. Above the staff, the chords G, C (G), D, G, C, G, D, G are indicated. Below the staff, there are fingerings for the left and right hands, such as L4, L3 L5 R1 L5, R2 L5 R1, L10 L10, L10 R1, L5 L5 L4, L3 L5 R1 L5, R2 L5 R1, L10 L10 L5, L5 L5 L5. The second staff continues the melody with chords G, C (G), G, D, G, C (G), C (G), D, G. Fingerings include R2, L10 R6 R6, R7 R6, R7 R6, L10 R6 R6, R7 R7 L10, L10 R6 R6, R7 R6, R7 R6, L10 L10, L10 R1, L5 L5 L5.

Book: Flute tutor(?)

Irish Traditional Music Session Tunes 2 n32

Source: My arrangement from various sources

Discography: De Dannan: Star Spangled Molly.

Transcription: Transcription:??,arr., chords:Mike Long

>>



# Slieve Russel

Jig

(Ireland)

Am Am G Em G Am Am G Em (F) G Am

L10 L8 R1 L10 L10 R7 R6 L10 L10 L10 L9 R1 L5 R1 L10 L10 L8 R1 L10 L10 R7 R6 L10 L10 L10 L9 L9 R1 L5 L8  
 ↑ ↑ L5 L9 ↑ ↑ R6 ↓ ↑ L10 ↑ ↓ R1 L9 ↑ ↑ L5 L9 ↑ ↑ L5 L9 ↑ ↑ R6 ↓ ↑ L10 ↑ ↓ R1 ↑ ↑ ↑ ↑ L5 ↑

Am D G Am D Am Am D G Em (F) G Am

L10 R7 L10 R6 R7 R6 R6 L10 L10 R7 L10 R6 R6 L10 L10 L10 L10 R7 L10 R6 R7 R6 R6 L10 L10 L10 L9 L9 R1 L5 L5  
 ↑ ↑ R7 R6 ↑ ↓ R6 ↓ ↑ L10 ↑ ↑ R7 R6 ↑ ↑ L10 ↑ ↓ R6 ↓ ↑ L10 ↑ ↓ R1 ↑ ↑ ↑ ↑ L5 ↑

Book: Music from Ireland Vol. 3  
 Source: Music from Ireland Vol. 3  
 Transcription: Transcription, slight arr., chords:Mike Long



# Smash the windows

## Roaring jelly

Jig

(Ireland)

**Staff 1:** D, D A, G D, A, D, D A, G A, 1 D  
 Fingerings: L3 L4 L7, L3 L5, R2 R6 L10 L5, L5 R1 L7 L5, L4 L7 L5 L4, L3 L4 L7, R2 R6 L10 L5, R1 R3 L10 R2a, L10 L10 L8, L10 L10

**Staff 2:** 2 D, D, A, D G, D G, D A, D  
 Fingerings: L10 L10 R6, L10 L10 R6, R7 R6 R6, L5 R7 R6, R6 R2a, L8 R6 L10, R6 L10 R6 L10, R7 R6 R7 R7, R6 L10, L8 R1, L10 L10 R6, L10 L10 R6

**Staff 3:** D, A, D G, D G, D A, D  
 Fingerings: R7 R6 R6, L5 R7 R6, R6 L10 L10, L8 R6 R6, R6 L10 R6 R6, R7 R6 R7 R7, R6 L10 L8 R1, L10 L10 L8, L10 L10

>>

Book: Kerr's Fourth p22

O'Neill's 965

Source: My arrangement from various sources

Transcription: Transcription, arrangement, chords: Mike Long

# The snow on the hills

Jig

**Staff 1:** Chords: D, C, G, D. Fingerings: L3 L7 L5 R2 L10, R6 L10 R6 L10 L8 L7, L3 L7 L5 R2 L5 R1, L9 L9 R1 L5 L5, L3 L7 L5 R2 L10, R6 L10 R6 L10.

**Staff 2:** Chords: D, A/G, 1 A D, 2 A D, D, G, D, D, G. Fingerings: R7 R6 R6, R6 L10, L10 R2a L10, L10 R2a L10 L8, R7 L5 L5, R6 L5 L5, R6 R7 R6 L10 L8, R7 L5 L5, R6 L5 L5.

**Staff 3:** Chords: D, A, D, G, D, D, A/G, 1 A D, 2 A D. Fingerings: R6 L10, L10 L8, R7 L5 L5, R6 L5 L5, R6 R7 R6 L10, R7 R6 R6, R6 L10, L10 R2a L10 L8, L10 R2a L10.

>>

Source: Boiled in Lead:Orb

Discography: Boiled in Lead:Orb

Transcription: Transcription, chords:Mike Long

# Snug in the blanket

Jig

(Ireland)

The musical score is presented in three systems, each with a treble clef and a key signature of one sharp (F#). The first system includes chords Am, G, D, G, Am, G, D, G. The second system includes chords D, C, D, D, C, G, D/C, G. The third system includes chords D, G, D, D, C, G, D/C, G. Fingerings are indicated by numbers 1-5 (L/R) and arrows for up/down strokes.

>>

Book: O'Neill's 889

Source: O'Neill's 889

Transcription: Transcription, slight rearrangement, chords: Mike Long

# The spinner's lilt

Jig

(Ireland)

D      D    A    D      G    A    D      A      G      A  
 L3 L7 L7 L5    L5 R1 L5 L5    L3 L7 L7 L5    R1 L5 R3 R2a    L10 L7 L5    L5 R1 L5 L7    L5 R1 L7 L7    L4 L7 R1  
 ↑ ↑ ↑ L5    ↑ ↑ L5 ↑ ↓ L7    ↑ ↑ ↑ L5    ↑ ↑ R1 ↓ L10    ↓ L7 ↑ L5    ↑ ↑ L5 L5    ↓ ↑ L5 L5    ↓ ↑ L5 L5  
 ↓ ↓            ↑            ↓ ↓            ↑            ↓ ↓            ↑ ↑ ↓ ↑    ↓ ↓ ↑ ↑ ↑    ↑ ↑ ↑

D      D    A    D      A      D    G    D    A    G      A  
 R2 R6 R7    L10 L10 L5    R2 R6 R7    L10 L10 R6    R7 R6 R7 R7    R6 L10 R2a L8    L10 R1 L5    L4 L7 R1  
 ↑ ↑ R6 R6    ↓ R6 ↑ R2a    ↑ ↑ R6 R6    ↑ L10 R6    ↑ ↓ R6 ↓ ↑ R6    ↑ ↑ L10 ↓ R1    ↓ R2a L5 L7    ↓ ↑ L5 L5  
 ↑ ↑ ↑            ↑            ↑ ↑ ↑            ↓ ↓ ↓ ↓    ↑            ↓            ↓ ↓ ↓ ↓ ↑    ↑ ↑ ↑

Book: O'Neill's 1058

Source: O'Neill's 1058

Transcription: Transcription:henrik.norbeck, chords:Mike Long

>>



# The star above the garter

Single Jig

(Ireland)

Chords: G D C C D G D C D

Chords: D G C D G D G G C D

Fingerings: R1, L10, R1, L5, L5, R1, L5, L5, L5, L4, R1, R1, L5, L5, R1, L10, R1, L5, L5, R1, L5, R1, L5, L5, L5, L4, R1, L3, L4, L3, L10, R6, R7, R6, L10, R1, L5, R1, R1, R1, L5, L5, R1, L10, R6, R6, R6, L10, R1, L5, R1, R1, L4, L3, L4, L3

Book: Fiddler's Fakebook p264 (Chieftains?)

Irish Traditional Music Session Tunes 3

Source: My arrangement from various sources

Discography: Chieftains 4

Transcription: Transcription, arrangement, chords:Mike Long

>>







# Steamboat quickstep

Jig

**Staff 1:**  
 Measure 1: A (L10 ↑, R7 ↑, R2a ↓, L10 ↓, L5 ↑)  
 Measure 2: L5 ↑, L10 ↓, L10 ↑, R7 ↓, R6 ↑, L10 ↓ (L5 ↑, L10 ↓, L10 ↑, R7 ↓, R6 ↑, L10 ↓)  
 Measure 3: R7 ↑, R6 ↓, L10 ↑, R1 ↓, L10 ↓, R1 ↑ (R7 ↑, R6 ↓, L10 ↑, R1 ↓, L10 ↓, R1 ↑)  
 Measure 4: A (R7 ↑, R2a ↓, L5 ↑, L10 ↓, L10 ↑)  
 Measure 5: (D) (R7 ↑, R3a ↓, L10 ↑, R2a ↓, L10 ↓)  
 Measure 6: E (L10 ↑, R1 ↓, L5 ↑)  
 Measure 7: A (L10 ↑, R1 ↓, L5 ↑)  
 Measure 8: A (L10 ↑, R1 ↓, L5 ↑)

**Staff 2:**  
 Measure 9: A (R1 ↑, R2a ↓, L10 ↑, L10 ↓, L10 ↑, L10 ↓, L5 ↑)  
 Measure 10: D (R2 ↑, R6 ↓, R3a ↑, R6 ↓, R7 ↑, L10 ↓)  
 Measure 11: A (R2a ↓, L10 ↑, L10 ↓, L10 ↑, L10 ↓, L10 ↑)  
 Measure 12: D (R7 ↑, R3a ↓, L10 ↑, R2a ↓, L10 ↓)  
 Measure 13: A (L10 ↑, R1 ↓, L5 ↑)  
 Measure 14: E (L10 ↑, R1 ↓, L5 ↑)  
 Measure 15: A (L10 ↑, R1 ↓, L5 ↑)

Book: NE Fiddlers

Source: tonyji~1.abc, irishf~4.abc

Transcription: Transcription:??, chords:Mike Long

>>

# The stool of repentance

Jig

(Scotland)

The musical score is written in G major (one sharp) and 6/8 time. It consists of two staves of music. The first staff begins with a repeat sign and a key signature change to G major. The second staff also begins with a repeat sign. Chords are indicated by letters A, D, and E above the notes. Fingerings are indicated by numbers 1-5 and letters L (left hand) and R (right hand) with arrows showing the direction of the stroke.

**Staff 1:**

- Chords: A, D, A, D, E
- Fingerings: L10 ↑, R7 ↑ L10 L10 ↓, R2a ↓, R7 ↑ R6 L10 ↓, R4 R6 R6 ↑ ↑, R6 R6 L10 ↑, R3a L10 ↑ R7 R6 ↑, R7 R2a ↑ L10 L10 ↓, R7 R6 L10 ↑, R3a L10 R2a ↓, L10 L10 ↓, L10 L10 ↑, R6 R2a L5 ↑, R4 R1 ↑

**Staff 2:**

- Chords: A, D, E, A, D, E
- Fingerings: R2a L5 L5 ↓, L5 R2 L5 ↓, R2a L5 L10 ↓, L5 R2 R2a ↓, L10 L9 L9 ↓, R1 R6 R1 ↓, L10 L9 L10 ↓, R1 R6 L10 ↓, R2a L5 L5 ↓, L5 R2 L5 ↓, R2a L5 L10 ↓, L5 R2 R2a ↓, L10 R6 ↓, L10 L10 ↑, R6 R2a L5 ↑, R4 R1 ↑

Book: Kerr's First p31

Source: Kerr's First

Transcription: Transcription, chords:Mike Long

>>

# Sweet Biddy Daly

## An Irishman's love

### Saddle the pony

Jig

(Ireland)

The musical score is written in 6/8 time and the key of D major (two sharps). It consists of two staves of music. Above the notes, the chords A, D, E, and A are indicated. Below the notes, specific fingerings are provided for each note, using letters R (Right hand) and L (Left hand) with numbers 1-5 and 'a' for the second string. For example, the first measure has R7 (up), L10 (up), L5 (down), R1 (up), L5 (up), and L7 (up). The second staff begins with a repeat sign and continues with similar notation.

Book: O'Neill's 1084

Roche 1 n112

Source: O'Neill's 1084

Transcription: Transcription:henrik.norbeck, chords:Mike Long

>>

# Tansey's fancy

Jig

The musical score for 'Tansey's fancy' is presented in two staves. The first staff contains the first line of music, and the second staff contains the second line. Above the notes, chords are indicated: G, D, G, D, G, D, G, D, G. Below the notes, fingerings are indicated with letters L (left hand) and R (right hand) and numbers 1-5, along with arrows pointing up or down to indicate the direction of the finger movement. The second staff includes a (D) chord above the first measure.

Source: Mike Long

Discography: Steeleye Span

Transcription: Transcription, chords: Mike Long

>>



# The tar road to Sligo

## Coleman's

Jig

(Ireland)

See also: The races at Carrick

D G A D G A D G A D A D

D G A D G A D G A D G A D

D G A D G A D A D G D G A D

>>

Book: Irish Traditional Music Session Tunes  
 Source: Irish Traditional Music Session Tunes (mostly)  
 Transcription: Transcription, chords:Mike Long

# Tatter the road

Jig

(Ireland)

Chords: C/D D G C D C/D D G C G D

Fingerings for first staff:  
 L10 ↓ L9 ↑ L5 ↑ L7 L3 ↑ ↑ L5 L5 L5 ↓ ↓ ↓ L5 R1 L5 ↑ ↑ L5 L5 ↑ ↑ R2 ↑ L7 L5 L5 ↑ ↓ ↑ L9 L5 L7 L4 ↓ ↓ ↓ L5 L5 L5 ↓ ↓ ↓ L5 R1 R1 L5 ↑ ↑ L5 ↑ ↓ L5 L7 L3 ↑ ↑ L3 ↑ ↑

Chords: D D C G C G D D C G C G

Fingerings for second staff:  
 L10 ↓ L10 ↑ R6 L10 L10 ↓ R6 L10 L9 R1 ↑ ↓ ↑ ↑ L5 R1 L5 L5 R1 ↑ ↓ ↑ ↑ L9 R1 L5 L5 L3 ↑ ↓ ↑ L7 R6 L10 R6 ↑ ↓ L10 R6 R6 L10 L9 R1 ↑ ↓ ↑ ↑ L5 R1 L5 L9 L5 ↑ ↓ ↑ ↑ L7 L5 L5 ↓ ↓

Book: O'Neill's 906

Source: O'Neill's

Transcription: Transcription:Tom Keays, chords:Mike Long

>>



# Temple house

Jig

(Scotland)

The musical score consists of three systems of treble clef notation. Each system includes a melodic line and a corresponding set of fingerings and chords. The chords are Em, D, Em, G, D, Em. The fingerings are indicated by numbers 1-5 and letters L (left hand) and R (right hand) with arrows showing the direction of the stroke.

**System 1:** Em D Em G D Em  
 Fingerings: L4 L7 L5, R1 L5, L3 L4 L7, L5 L7, L4 L7 L5, R1 L5, R1 L9 L9 R1, R1 L5 L4

**System 2:** Em D Em G D Em  
 Fingerings: L10, R6 R7 L10 L10, R6 R6 R6, R6 R7 L10 L10, R6 R6 L10, R6 R7 L10 L10, R6 R6 R6, R6 R7 R6 R7, R7 R6 L10

**System 3:** Em D Em D G D G D Em  
 Fingerings: R6 R7 L10 L10, R6 R6 R6, R6 R7 L10 L10, R6 R6 L10, R6 R6 R7 R6, R7 R7 R6 L10, R1 L9 L9 R1, R1 L5 L4

>>

Book: Kerr's First p33

Source: Kerr's First p33

Transcription: Transcription,chords:Mike Long



# The thatcher

Jig

(Ireland)

The musical score for 'The Thatcher' is presented in two systems. Each system consists of a treble clef staff with a key signature of one sharp (F#) and a 6/8 time signature. The first system contains 12 measures, and the second system contains 10 measures. Above the notes, chords are indicated: Am, Am, G, Am, D, Am, Am, G, Am, Em, G, Am in the first system; and Am, G, Am, D, Am, G, Am, Em, G, Am in the second system. Below the notes, specific fingerings are provided using letters R (Right hand) and L (Left hand) with numbers 1-5, and arrows indicating the direction of the stroke (up or down).

Book: O'Neill's 1036

Source: O'Neill's 1036

Transcription: Transcription, arrangement, chords:Mike Long

>>

# The three little drummers

(Ireland)

Jig

See also: The tenpenny bit

The musical score consists of three systems of treble clef staves. Each system contains a melody line with chords and a corresponding drum notation line. The chords are: Am, G, Am, D, G, Am, G, D, G, Am. The drum notation uses letters R (right hand) and L (left hand) with numbers 1-10 and arrows indicating upstrokes and downstrokes. The first system has 10 measures, the second has 10 measures, and the third has 10 measures.

Book: O'Neill's 969

Source: O'Neill's 969

Transcription: Transcription, chords:Mike Long





# Tip the cruiskeen

Jig

(Ireland)

See also: Trip it up stairs

The image shows a musical score for the jig 'Tip the cruiskeen' in 6/8 time. It consists of two staves of music. The first staff has a key signature of one sharp (F#) and a 6/8 time signature. The chords above the first staff are Em/G, D, G, Em, Em/G, D, G, D. The second staff has chords G, D, G, Em, G (D), G, D. Below each staff are detailed fingerings for the left and right hands, using letters L (left) and R (right) and numbers 1-5 to indicate specific fingers. Arrows indicate the direction of finger movement (up or down).

Book: O'Neill's 887

Source: O'Neill's 887

Transcription: Dan G. Petersen, chords: Mike Long

>>



# Tom Billy's

## The flowers of spring

Jig

(Ireland)

The musical score consists of two staves of music in 6/8 time, key of G major. The first staff contains the first line of the melody, and the second staff contains the second line. Chords are indicated above the notes, and fingerings are indicated below the notes with numbers 1-5 and arrows for up and down strokes.

**Staff 1:**

- Chords: Am, G, Am, G, Am
- Fingerings: L5 R1 L5 L10 (↑ ↑ L5 R1 ↑ ↑ ↑ ↓); L10 R1 R1 (↑ L10 L5 ↓ ↓ ↓ ↑); L10 R1 R1 (↓ R1 L5 R1 ↑ ↑ ↓ ↑ ↑); L5 L10 R6 (↑ R1 L10 R6 ↑ ↓ ↑ ↑ ↓); L5 R1 L5 L10 (↑ ↑ L5 R1 ↑ ↑ ↑ ↓); L10 R1 R1 (↑ L10 L5 ↓ ↓ ↓ ↑); L10 R1 R1 (↓ R1 L5 R1 ↑ ↑ ↓ ↑ ↑); L5 R1 L8 (↑ ↑ L5 ↑ ↑)

**Staff 2:**

- Chords: Am, G, Em, Am, G, Em, G, Am
- Fingerings: L10 R7 R7 R7 (↑ ↑ R7 R6 ↑ ↑ ↓ ↑); R7 R7 R7 L10 (↓ ↑ R7 R6 ↓ ↓ ↓ ↑); L10 R6 L8 L10 (↑ ↓ L10 R1 ↑ ↓ ↓ ↓); L10 L10 L10 (↑ L10 R6 L10 ↑ ↓ ↓ ↓); L10 R7 R7 R7 (↑ ↑ R7 R6 ↑ ↑ ↓ ↑); R7 R7 R7 L10 (↓ ↑ R7 R6 ↓ ↓ ↓ ↑); L10 R6 L10 L10 L5 (↑ ↑ R6 ↓ R1 ↓ ↑ ↑ ↓); L5 R1 L5 (↑ ↑ L5 ↑ ↑)

Book: Music from Ireland Vol. 3  
 Ceol Rince 2 n31 (About the same...)  
 Source: Music from Ireland Vol. 3  
 Transcription: Transcription, chords:Mike Long

>>



# Tommy Peoples'

Jig

(Ireland)

The musical score is presented in three systems, each with a treble clef and a key signature of one sharp (F#). The first system consists of seven measures with chords G, C, D, G, C, D, and G. The second system consists of six measures with chords G, D, G, C, D, and G. The third system consists of seven measures with chords G, C, D, G, C, D, and G. Each measure includes a sequence of notes and a set of fingerings indicated by numbers 1-5 and letters R (right hand) and L (left hand), with arrows showing the direction of movement. Some measures include triplets, indicated by a '3' over the notes.

>>

Source: Pubscouts abc file

Transcription: Transcription:Pubscouts, chords:Mike Long

# Tonra's Tone Rows

Jig

Brendan Tonra (Ireland)

The image shows a musical score for a jig in G major. It consists of two staves of music. Above the first staff are the chords: D, G, A, D, G, G, A, D. Above the second staff are the chords: D, G, D, A, D, G, D, A, D. Below each staff is a line of guitar tablature with fret numbers and arrows indicating fingerings and hand directions. The first staff has 8 measures of music, and the second staff has 9 measures. The tablature includes various fret numbers such as L3, L7, L5, L4, L4, L3, L6, L3, L7, L7, L7, L5, R1, L5, L4, L7, L5, L4, L4, L3, L6, L3, R1, L10, L5, L7, L7, L3a, L3, R6, R6, L10, R2a, L10, R2a, R2a, L10, R6, L10, L10, L10, L8, R1, L5, L10, R6, L10, R2a, L10, R2a, R2a, L10, R6, R6, R6, R6, R2a, L10, L7, and L8, L3. Arrows indicate left hand (L) and right hand (R) movements, with up and down arrows for fretting and up and down arrows for picking.

Book: Ceol Rince 3,20  
 Music from Ireland Vol. 3  
 Source: Music from Ireland Vol. 3  
 Transcription: Transcription, chords:Mike Long



# The top of the hill

## My lame leg

Jig

(Ireland)

Am G Am G

L5 R1 L10 R6 R2 L5 L9 L8 R1 L10 L5 L5 R1 L5 R3 L10 L10 L10 R1  
 ↑ ↑ L9 L8 ↓ L5 ↓ L5 ↑ R1 L10 ↓ L10 L5 ↑ ↑ L9 L8 ↓ L5 R2 L5 ↑ ↓ R1 R6 ↓ R6 L10 L5  
 ↑ ↑ ↑ ↑ ↑ ↑ ↓ ↓ ↓ ↓ ↑ ↑ ↑ ↑ ↑ ↓ ↓ ↓ ↓ ↓

G A Am G G A Am G

R6 L5 R6 L10 R3a R7 L5 R6 L10 L10 L10 R1 R6 L5 R6 L10 R3a R7 L5 R6 L10 L10 R1  
 ↓ ↑ R6 R6 ↑ R6 ↓ R7 ↑ ↑ R7 ↑ ↓ R6 L10 L5 ↓ ↑ R6 R6 ↑ R6 ↓ R7 ↑ ↑ R7 L10 ↓ R6 L10 L5  
 ↓ ↓ ↑ ↑ ↑ ↑ ↓ ↓ ↓ ↓ ↓ ↓ ↑ ↑ ↓ ↓ ↓ ↓ ↓ ↓

Book: O'Neill's 947

Krassen O'Neills (in G)

Kerr's First p48 more or less

Source: O'Neill's 947

Transcription: Transcription, chords: Mike Long

>>

# Trip it up stairs

(Ireland)

Jig

See also: Tip the Cruiskeen

The musical score is presented in three systems, each with a treble clef and a key signature of one sharp (F#). The time signature is 6/8. Chords are indicated above the staff, and fingerings are indicated below the staff with numbers 1-5 and letters L (left hand), R (right hand), and R2a (right hand, second alternative).

**System 1:** Chords: Em, D, Em, Em, G, D. Fingerings: L5 L5 R1, L5 L5 L7 L5, R1 L4 L4 L4, R1 L4 L4, L5 L5 R1 R2a, L10 R1 L5, L7 L3 L3 L3, L7 L3 L3.

**System 2:** Chords: D, Em, D, A, G, D. Fingerings: L10 L10 L7, L3 L5 L5, L5 L4 L4 L4, L5 L4 L4, L10 R2a L10 R2a, L10 R2a L5 L5, L7 L3 L3 L3, L7 L3 L3.

**System 3:** Chords: G, D, Em, Em, D. Fingerings: R6 R6 R7, R6 R6 R6, L10 L10 R6, R7 L10 R6, R6 R6 R7 R6, L10 L9 L5, L7 L3 L3 L3, L7 L3 L3 L3.

>>

Book: O'Neill's 817

Kerr's Second p32

Source: O'Neill's 817

Transcription: Transcription: Dan G. Petersen, chords: Mike Long

# The trip to Sligo

## The lark in the morning

Jig

(Ireland)

The musical score consists of two staves of music in 6/8 time, with a key signature of one sharp (F#). The first staff contains the first line of music, and the second staff contains the second line. Chords are indicated above the notes, and fingerings are indicated below the notes with numbers 1-5 and arrows for up and down strokes.

**Staff 1 Chords:** Em, D, Em, G, Em, D, Em, C, D, Em

**Staff 2 Chords:** Em, D, Em, D, Em, D, Em, D, Em, C, D, Em

Book: O'Neill's 1019

O'Neill's 240 ? O'Neill's DMI?

Source: My arrangement from various sources

Transcription: Transcription, arrangement, chords:Mike Long

>>

# Tripping up the stairs

Jig

(Ireland)

The musical score is written in G major (one sharp) and 6/8 time. It consists of two staves of music. The first staff contains the first line of the melody, and the second staff contains the second line. Fingerings are indicated by numbers 1-5 and letters L (left hand) and R (right hand) with subscripts. Chords are indicated by letters D, G, A, Bm, and R2a. The piece ends with a double bar line and repeat dots.

Book: Irish Traditional Music Session Tunes  
 Source: Irish Traditional Music Session Tunes  
 Transcription: Transcription, chords:Mike Long

>>

# The vanishing leprechaun

Jig

(Ireland)

**Staff 1:** G D G C D G D C D D G  
 R1 R1 L5 L7 L10 R2a R1 R3 R6 L10 R6 R6 L10 R1 R1 L5 L7 L10 R2a L10 L10 R6 L10 R7 R6  
 ↑ ↑ L5 ↑ ↓ L10 ↓ L10 ↑ ↓ R6 R6 ↑ R7 ↑ ↑ L10 ↑ ↑ L5 ↑ ↓ L10 ↓ L10 ↑ L10 ↑ ↑ R6 ↑ ↓

**Staff 2:** G D G C D D G  
 R6 R6 R7 L10 R6 R6 L10 R6 R6 R6 L10 R6 R6 L10 R6 R6 R7 L10 R6 R6 L10 L10 R6 R6 L10 R7 R6  
 ↓ ↑ R6 ↓ ↓ R6 R7 ↓ ↑ ↓ R7 R6 L10 ↑ R7 R6 L10 ↓ ↑ R6 ↓ ↓ R6 R7 ↓ ↑ R7 ↑ ↑ R6 ↑ ↓

Book: Irish Traditional Music Session Tunes 3  
 Source: Irish Traditional Music Session Tunes 3  
 Transcription: Transcription, chords:Mike Long

>>





# Was'nt she fond of me?

Jig

(Ireland)

The musical score consists of two staves of music in G major, 6/8 time. The first staff contains the first line of music with chords: Am, Am, G, Am, G, Am, Am, G, G. The second staff contains the second line of music with chords: G, Am, G, Em, G, Am, G. Fingerings are indicated by numbers 1-5 and arrows for up and down strokes.

Book: O'Neill's 865

Source: O'Neill's 865

Transcription: Transcription, arrangement, chords:Mike Long

>>

# The weaver

Jig

(Scotland)

The image shows a musical score for a jig titled 'The weaver' from Scotland. It consists of two staves of music in G major (one sharp) and 6/8 time. The first staff contains the first eight measures, and the second staff contains the next eight measures. Above the notes, chords are indicated: A, G, A, E, G, A in the first staff, and A, G, A, E, G, A in the second staff. Below the notes, detailed fingerings are provided for both hands, using letters R (Right) and L (Left) and numbers 1-5, along with directional arrows (↑, ↓) to indicate the direction of the finger movement.

Book: Kerr's Fourth p28

Source: Kerr's Fourth

Transcription: Transcription, chords:Mike Long

>>

# The wheels of the world

Coleman's

Jig

(Ireland)

The musical score is presented in three staves, each with a treble clef and a key signature of one sharp (F#). The time signature is 6/8. The first staff begins with a D chord. The second staff begins with a D chord. The third staff begins with a D chord. The music is a jig, characterized by its 6/8 time signature and lively, rhythmic melody. The score includes chords and fingerings indicated by letters (D, G, C) and numbers (L5, L7, L3, L5, L3, R1, L5, L9, R1, R1, L9, L10, L5, L5, R1, L7, L4, L5, L5, L5, R1, L5, L9, R1, R1, L9, L10, L5, L5, L5, L5) with arrows indicating finger direction (up/down).

>>

Book: Ceol Rince 3 n34

O'Neill's 777

Source: O'Neill's 777

Transcription: Transcription:Stephen Foy, chords:Mike Long

# The whistling postman

## The Kerry jig

(Ireland)

Jig  
APB Sean Ryan

Chords and fingerings for the first staff:

D G D A D G A D (G) D A D G A D

Fingerings: R6 L10 R1 L5 R1 L7 L3 L7 R2 R7 R7 R7 L10 L10 R6 L10 L10 L5 R1 L7 L3 L7 R1 R2a R2a L10

Chords and fingerings for the second staff:

D G D G A D (G) D A D G A D

Fingerings: R6 R7 L10 R6 L9 R6 L10 R6 R7 R7 R7 L10 L10 R6 R7 L10 L10 L5 R1 L7 L3 L7 R1 R2a R2a L10

Source: Sean Ryan: Take the Air  
 Discography: Sean Ryan: Take the Air  
 Transcription: Transcription, chords:Mike Long

>>

# The white petticoat

Handy with the stick

Jig

(Ireland)

The musical score consists of two staves of music in 6/8 time, key of D major. The first staff contains the main melody with chords: Em, (Am), Em, Bm, Am, Em, (Am), Em, Bm, Am, Em. The second staff contains a variation or continuation with chords: C, Am, Em, Bm, G, Bm, Em, Am, Em. Fingerings are indicated by numbers 1-5 and letters R/L for right and left hands, with arrows showing the direction of the stroke.

Book: O'Neill's 773

O'Neill's 896

Source: O'Neill's 773

Transcription: Transcription, chords:Mike Long

>>

# The widow Brady

Jig

(Ireland)

Chords: D D G D G D D G D A D

Fingerings (Staff 1):  
 L10 ↓ L8 L7 L3 L5 ↑ ↑ L3 L7 ↑ ↑ ↑ ↑ L5 L7 R1 L10 ↑ L8 L7 L3 L5 ↑ ↑ L3 L7 R6 L10 R1 L10 ↑ ↓ R1 R2a L8 L7 L3 L5 ↑ ↑ L3 L7 L5 L7 R1 L10 ↑ ↑ L5 ↑ ↓ L10 R6 R6 L10 R6 L10 L10 ↓ ↓ L10

Chords: D A D A D A D A G A D

Fingerings (Staff 2):  
 L10 ↓ R7 R6 R6 L10 ↑ ↑ L10 L10 L10 L5 R2a L10 L5 R2a R6 L10 L10 L10 ↑ ↑ L10 R2a L10 L5 R2a L5 R6 L10 L5 R6 R7 R7 R6 L10 ↑ ↓ R7 ↓ R6 R6 L10 R6 L10 R2a L5 ↑ ↑ L10 ↓ R1 R1 R2a L10 R6 R6 L10 L10 ↑ ↓ L10 ↑ R6 R6 L10 L10 ↑ ↓ L10

Book: O'Neill's 734 +2

Source: O'Neill's 1 & 2

Transcription: Transcription, arrangement, chords: Mike Long

>>

# The Woodcock

Jig

(Ireland)

The musical score for 'The Woodcock' is presented in four staves. Each staff contains a line of music in treble clef with a key signature of one sharp (F#). Above the notes are chord symbols: G, D, C, G, G, D, G, C, G, G, D, G, G, (C), C, G, G, D, G. Below the notes are detailed fingering instructions using letters L (left hand), R (right hand), and numbers 1-5, with arrows indicating the direction of the stroke (up or down). The score includes a repeat sign with first and second endings, and a triplet of eighth notes in the second staff.

>>

Book: O'Neill's 975

Source: O'Neill's 975

Transcription: Transcription: Dan G. Petersen, chords: Mike Long

# The wren's nest

Jig

Frankie Gavin

The musical score is written in treble clef with a key signature of one sharp (F#) and a 6/8 time signature. It consists of four systems of music, each with a staff of notes and a corresponding line of guitar tablature. The tablature uses numbers 1-5 for frets and letters L, R, and D for left hand, right hand, and double bass techniques. Fretboard diagrams are placed above the notes to show fingerings. The piece includes several chords: Em, G, A, D, and (D). There are two first endings and a second ending. The score concludes with a double bar line and repeat dots.

>>

Source: hnjigs~1.abc

Discography: De Dannan: Anthem

Transcription: Transcription:Henrik Norbeck?, chords:Mike Long



# Young Tom Ennis

## The banshee's wail over the mangle pit

Jig

(Ireland)

Am G Am G Am Am G C G Am

G Em G Am G Em Am G Am

Book: O'Neill's 908

Source: O'Neill's 908

Transcription: Transcription, arrangement, chords: Mike Long

>>



# Brosna slide 1

Slide

(Ireland)

The image shows two staves of musical notation for a slide on the broosna. The first staff has a key signature of one sharp (F#) and a time signature of 12/8. It contains five measures of music, each with a chord above it: G, D, G, D, G. Below the notes are fingerings: L5 L7 L4, L3 L5 L5 L5 R1 L5 R1 L10 R1, L5 L3 L7 L4 L3 L5 L3 L7 L4 L3, L3 L5 L5 L5 R1 L5 R1 L10 R1, and L5 L3 L7 L4 L3 L5. The second staff also has a key signature of one sharp and a time signature of 12/8. It contains five measures of music with chords: G, D, C, D, G, D, C, D, G. Below the notes are fingerings: L5 R1 L10, R6 R6 L10 R6 R6 L10 R1, R1 L9 R1 L5 R1 L9 L10 R6, R6 R6 L10 R6 R6 L10 R1, and L9 L5 L7 L5 L5.

Source: Richard Darsie

Transcription: Transcription, chords: Mike Long

>>

# Brosna slide 2

Slide

(Ireland)

**Staff 1:** G C D G C D G  
 L5 L5 R1 R1 R1 L5 L4 L3 L3 L4 L7 L5 L5 R1 L9 R1 L5 L5 R1 R1 R1 L5 L4 L3 L3 L4 L7 L5 L5 L7 L3 L5  
 ↓ ↑ ↑ ↑ L9 ↑ L5 ↓ ↓ ↑ ↑ ↓ ↓ ↓ ↑ ↑ ↑ ↑ L5 ↓ ↑ ↑ ↑ L9 ↑ L5 ↓ ↓ ↑ ↑ ↓ ↑ ↓ ↑ ↑ ↑ ↓

**Staff 2:** G D G D/C D G  
 L5 L7 L4 L3 R1 L5 R1 R1 L5 R1 L3 L7 L5 R1 R1 L5 L5 L3 R1 L5 R1 R1 L5 L5 L5 L5 L3 L4 L7 L5  
 ↓ ↑ ↓ ↑ ↑ R1 ↑ L10 ↑ R1 ↑ ↑ ↑ ↑ ↑ L9 ↑ L5 ↓ ↑ ↑ ↑ R1 ↑ L10 ↑ R1 ↓ ↑ ↑ ↑ ↑ ↓ ↓ ↓ ↓ ↓

Source: Richard Darsie

Transcription: Transcription, chords: Mike Long

>>

# The cat's rambles to the child's saucepan

Mary Willie's

Slide

(Ireland)

D G A D G  
 L5 R2 L10 R6 L10 L10 R2a L10 R1 R6 L10 R2a R1 L5 L10 L8 R2a R1 L5 R2 L10 R6 L10 L10 R2a L10 R1  
 1 A D 2 A D D  
 R3 L10 R2a R1 L5 R2 L10 R1 L5 R6 L10 R2a R1 L5 R2 L10 L8 L10 L10 R6 R7 R7 R7 R6 R7 R6  
 A D 1 A D 2 A D  
 L10 L8 R2a L5 L10 L8 R2a L5 R2 L10 R7 R7 R7 R6 R7 R6 L10 L8 R2a L5 R2 L10 L5 L10 L8 R2a L5 R2 L10  
 >>

Source: blakeley.abc

Discography: Bothy Band: Out of the Wind, into the Sun

Transcription: Transcription:???, chords:Mike Long

# Chase me Charlie

Slide

(Ireland)

See also: The cock o' the north (jig)

Chord progression: G G D C G G D | 1 G | 2 G

Fretting instructions (System 1):  
 L3 L4 L5 R1 L10 L5    R1 L10 L5 R1 L5 L5 R1 L4    L3 L4 L5 R1 L10 L5    R1 L10 L5 R1    L5 L5    L5 L5 L5 L10  
 ↑ ↓ ↓ L5 ↑ L10 R1    ↑ ↓ R1 ↑ ↑ L5 ↓ ↑ ↑ L5    ↑ ↓ ↓ L5 ↑ L10 R1    ↑ ↓ R1 ↑ ↑ L5    ↓ ↓ L4    ↓ ↓ ↓ R1  
 ↑    ↑    ↑    ↑    ↑    ↑    ↑    ↑    ↑    ↑    ↑    ↑

Chord progression: G C G C G (D) C G G D | 1 G | 2 G

Fretting instructions (System 2):  
 R6 L10 L10 R6 L10 L10    R1 L10 L5 R1 L5 L5 R1 L4    L3 L4 L5 R1 L10 L5    R1 L10 L5 R1    L5 L5 L5 L10    L8 L5  
 ↓ ↓ ↑ L10 ↓ ↓ ↑ L10    ↑ ↓ R1 ↑ ↑ L5 ↓ ↑ ↑ L5    ↑ ↓ ↓ L5 ↑ L10 R1    ↑ ↓ R1 ↑ ↑ L5    ↓ ↓ ↓ R1    ↓ ↓  
 ↓    ↓    ↓    ↓    ↓    ↓    ↓    ↓    ↓    ↓    ↓    ↓

Book: Irish Traditional Music Session Tunes 3 p7

Source: Fr. Charlie Coen, Augusta 1993 (?)

Transcription: Transcription:?, arr., chords:Mike Long

>>

# Cuil Aodha slide

## Connie Walsh's slide

Slide

The musical notation is presented in two staves, each with four measures. The key signature is G major (one sharp) and the time signature is 12/8. The chords for each measure are as follows:

- Staff 1:
  - Measure 1: Bm, A
  - Measure 2: Bm, A, G
  - Measure 3: D, A, D
  - Measure 4: G, A, D
- Staff 2:
  - Measure 1: D, A, D
  - Measure 2: Bm, A, G
  - Measure 3: D, A, D
  - Measure 4: G, A, D

Fingerings are indicated by letters (R1, R2a, L10, R6, R7, L5, L8) and arrows (↑ for upstroke, ↓ for downstroke) positioned below the notes.

Source: Richard Darsie

Transcription: Transcription, chords: Mike Long

>>

# Cuz Teehan's favorite

## Terry Teehan's

Slide

Terry "Cuz" Teehan (Ireland)

Em D Em D Em

L10 R1 L5 L5 L7 L4 R1 L4 L7 L4 L3 L5 L3 L10 L3 L5 L3 L10 R1 L5 L5 L7 L4 R1 L4 L7 L4 L3 L7 L5 L7 L4 L4

Em D D Bm Em D D Em

R1 L10 L10 R6 R7 R7 R6 R7 R7 R7 R6 R7 R6 L10 L10 L5 R1 L10 L10 R6 R7 R7 R6 R7 R7 R7 R6 R7 R6 L10 L10 L10

Em D D Bm D Bm D Em

R1 L10 L10 R6 R7 R7 R6 R7 R7 R7 R6 R7 R6 L10 L10 R6 R7 R6 R6 L10 L10 L10 L5 L7 L4 L3 L7 L5 L7 L4 L4

>>

Book: Sliabh Luachra on Parade

Irish Traditional Music Session Tunes 2 p15

Source: Irish Traditional Music Session Tunes 2 p15

Discography: Chieftains

Transcription: Transcription, minor arr., chords:Mike Long



# Dan O'Keefe's slide

Slide

(Ireland)

The musical score is written in treble clef with a key signature of one sharp (F#) and a 12/8 time signature. It consists of two staves of music. The first staff contains four measures of music, and the second staff contains four measures. Chords are indicated above the notes, and fingerings are indicated below the notes with letters L (left hand) and R (right hand) and numbers 1-5, along with arrows indicating up and down strokes.

**Staff 1:**

- Measure 1: Am G Am G
- Measure 2: Am G
- Measure 3: Em G Am

**Staff 2:**

- Measure 4: Am G Am G
- Measure 5: Em
- Measure 6: Em G Am

Book: Irish Fiddle Book p135

Ceol Rince 3 n45

Source: Charlie Saksena

Richard Robinson, Richard Darsie

Transcription: Transcription:Richard Robinson(?), Chords:Mike Long

>>

# The dark girl dressed in blue

Denis Murphy's slide

The girl in the dress

The Gleanntan slide

Slide

(Ireland)

D G (D) A D D A D

R1 L5 L3 L7 L4 L3 L7 L5 L5 R6 R6 L10 R6 L10 L10 L10 R2a L8 L7 L7 L4 L3 L7 L5 L5 R6 R7 R6 L10 L10 L10 L10

D G D G D A D G D 1 D A D 2 D A D

L8 L10 R6 R6 R6 R6 R6 R6 R6 L10 L10 R1 R2 L10 R6 R6 R6 R6 R7 R6 L10 L10 L10 L10 R7 R6 L10 L10 L10 R1

Book: Irish Traditional Music Session Tunes

Ceol Rince 3, #50

Source: Irish Traditional Music Session Tunes

Transcription: Transcription, chords: Mike Long

>>

# Dinny Delaney's The old hag in the kiln

Slide

**Staff 1:** D D C D C D C Am C/G  
 L5 L3 L3 L5 L5 L4 L7 L5 L5 L3 L3 L5 L5 L5 L4 L3 L5 L3 L3 L9 L10 L10 L10 L9 L5 L5 L5 L4 L5 L5 L5 L4 L3  
 ↑ ↑ ↑ ↑ ↓ ↓ ↓ ↓ ↑ ↑ ↑ ↓ ↑ ↓ ↓ ↑ ↑ ↑ ↑ ↓ ↓ L10 ↓ ↓ ↑ ↑ ↑ ↓ ↓ ↓ ↓ ↓ ↓ ↑

**Staff 2:** D D C D G C D C Am C/G  
 L5 L3 L3 L5 R1 L5 R1 L5 R1 L5 L5 L4 L4 L5 L4 L3 L5 L3 L3 L9 L10 L10 L10 L9 L5 L5 L5 L4 L5 L5 L5 L4 L3  
 ↑ ↑ ↑ ↑ ↑ ↓ ↑ ↑ ↓ ↓ ↓ ↓ ↓ ↓ ↑ ↑ ↑ ↑ ↓ L10 ↓ ↓ ↑ ↑ ↑ ↓ ↓ ↓ ↓ ↓ ↓ ↑

**Staff 3:** D C D C/A D C Am C/G  
 L10 L5 L5 R1 L5 L9 L10 L5 L5 L5 L5 L3 L10 L5 L5 R1 L10 L10 L10 L9 L5 L4 L5 L5 L5 L3  
 ↓ L9 L5 L4 ↓ ↑ R1 ↓ L9 L5 L4 ↓ ↑ ↓ L4 ↓ L9 L5 L4 ↓ ↓ L10 ↓ ↓ ↑ L5 L5 ↓ ↑ ↓ L4 ↓ ↑

Source: John B. Walsh

Transcription: Transcription:?, rearrangement, chords:Mike Long

# Going to the well for water

Slide

(Ireland)

Chords: D G A

Chords: G A | 1 D | 2 D | D A Bm

Chords: A G D A | 1 A D | 2 A D

>>

Book: Irish Traditional Music Session Tunes 3 p7

Source: My arrangement from various sources

Discography: Sean Ryan: Take the Air

Transcription: Transcription, arrangement, chords: Mike Long

# The Highlander's kneebuckle

## Pat Ward's jig

Slide

The musical score consists of three staves of music in the key of D major (one sharp) and 12/8 time. The first staff contains the first two measures of the piece, with a first ending (A) and a second ending (G). The second and third staves continue the melody. Chords are indicated above the notes, and fingerings are indicated below the notes with arrows and numbers (L/R for left/right hand, 1-5 for fingers, and 8 for thumb).

**Staff 1:** Chords: D, G, D, D, A, D, G, D, G. Fingerings: L7 L4 L5, L3 L3, R1 L3, L5 L3, L7 L5 L5, L4 L4, L7 L4 L5, L3 L3, R1 L3, L5 L5, R1 R2a L10, L10 L5, L10 L5, R2 L10, L10 R2a, R1 L5, R1.

**Staff 2:** Chords: D, A, D, D, A, D, A, G, A. Fingerings: L5 R2 R6, L10 L10, L10 R6, L10, L8 L10, L10 L10, L10, R1, L5 R2 R6, L10 L10, L10, R6, R6 R6 L10, L10 R1, L5 L7.

**Staff 3:** Chords: D, A, D, D, A, G, A. Fingerings: L5 R2 R6, L10 L10, L10 R6, L10, L8 L10, L10 L10, L10, R6, R6 R6 L10, L10, L10, L5, R1 R2a, L10 R2a, R1 L5, L5.

Book: Ceol Rince 2 n58

Source: Henrik Norbeck

Transcription: Transcription:Henrik Norbeck(?), chords:Mike Long

>>

# Kathleen Hehir's Catherine Hehir's

Slide

(Ireland)

D A G D D A G A D

L8 ↑ L10 ↓ R2a ↓ L10 ↓ L4 ↓ L7 ↓ L10 R2a ↓ L4 ↓ L7 ↓ R1 ↓ R1 ↓ L5 ↑ L7 ↑ L3 ↑ L3 ↑ L8 ↑ L10 ↓ R2a ↓ L10 ↓ L4 ↓ L7 ↓ L5 R1 ↑ L5 L7 ↓ L3 ↑ L3

D G A D D G A D

L5 ↑ L7 ↑ L8 ↑ L10 ↓ R2a ↓ R1 ↓ L5 ↑ L5 R1 ↑ L5 L5 ↓ L4 ↓ R1 ↑ L5 L7 ↑ L3 L7 L8 L10 ↓ R2a ↓ R1 ↓ L5 ↓ L7 ↓ L4 L7 L5 L5 R1 R2a L10 L10 ↓

D D A D A D

L8 ↑ L10 ↓ L10 ↓ L10 ↓ L10 ↓ L10 ↓ R6 ↑ R6 ↑ R6 ↑ L10 ↓ R2a ↓ L10 ↓ R2a ↓ R2 ↓ L10 ↓ L10 ↓ L10 ↓ L7 ↑ L4 L7 L5 L5 R1 R2a L10 L10 ↓

D G D G A D

R6 ↑ R7 ↑ R6 R6 ↓ L10 ↓ L10 ↓ R7 R6 R6 ↓ R6 L10 ↓ L10 ↓ R2a ↓ L10 ↓ R6 ↓ R7 ↑ R6 R6 ↓ L10 ↓ L10 ↓ R7 R6 R6 ↓ R6 L10 ↓ L5 R1 R2a L10 L10 ↓

>>

Book: Irish Traditional Music Session Tunes

Source: Irish Traditional Music Session Tunes

Discography: De Danann I

Transcription: Transcription, minor arr., chords: Mike Long

# Micho Russell's quadrille

## Quadrille

**Staff 1:** G D G D G D C D G  
 L5 ↑ R1 ↑ R1 ↑ L5 ↑ L5 ↑ L3 ↑ L7 ↑ L5 ↑ R1 ↑ R1 ↑ L5 ↑ R1 ↓ L10 ↓ L10 ↓ L10 ↓ L10 ↓ R1 ↑ R1 ↑ L5 ↑ R1 ↑ L5 ↑ L3 ↑ L7 ↑ L5 ↑ R1 ↑ L5 ↑ R1 ↑ L10 ↓ R1 ↑ L5 ↓ L5 ↓

**Staff 2:** G D C D G G D C D G  
 L3 ↑ L5 ↓ R1 ↓ L10 ↓ R6 ↓ R6 ↑ R6 ↑ L5 ↑ L5 ↑ R1 ↓ L10 ↓ L10 ↓ L10 ↓ R1 ↑ R1 ↑ L3 ↓ L5 ↓ R1 ↓ L10 ↓ R6 ↓ R6 ↑ R6 ↑ L5 ↑ L5 ↑ R1 ↓ L10 ↓ R1 ↑ L5 ↓ L5 ↓

Source: IRTrad ??

Discography: Cathy Custy, An Ceolto/ir Fa/nach

Transcription: Transcription:??, chords:Mike Long

>>







# Padraig O'Keefe's 3

Slide

(Ireland)

The musical score is written in treble clef with a key signature of one sharp (F#) and a 12/8 time signature. It consists of three systems of music, each with a guitar chord above the staff and fretting instructions below. The first system includes chords D, G, A, D, Bm, G, and a first ending for A and D G. The second system includes chords A, D, G, D, G, A, and D. The third system includes chords D, G, a first ending for A and D G, and a second ending for A and D G. Fretting instructions use letters R (right hand) and L (left hand) with numbers 1-10 and 'a' for slides, and arrows indicating up and down strokes.

>>

Source: Henrik Norbeck

Transcription: Transcription:Henrik Norbeck(?), chords:Mike Long

# The pretty girl

Slide  
APB The Chieftains

(Ireland)

The musical score consists of two systems of music in 12/8 time, each starting with a repeat sign. The first system has chords D, G, D, A, Bm, G, D, A, followed by first and second endings of D. The second system has chords D, G, D, A, D, G, D, A, followed by first and second endings of D. Fingerings are indicated by letters (R1, L5, L7, L10, R1, L10, L5, L7, L5, L5, L5, L10, L10, R6, L10, L10, L10, R1, R6, R6, L10, L10, L10, L10, R1, L10, L10, R1, L10, L10) and arrows (↑, ↓) indicating finger direction.

Book: Roche 2 n246 - pretty close...  
 Source: Chieftains 9 trk 10  
 Discography: Chieftains 9 trk 10  
 Transcription: Transcription, chords: Mike Long

>>

# Scattery Island

Slide

The musical score for 'Scattery Island' is written in 12/8 time and consists of two staves. The key signature is one sharp (F#). The first staff contains the first eight measures, with chords D, A, (G), D, A, and a first ending G. The second staff contains the remaining measures, including a second ending G, and concludes with a final G chord. Fingerings are indicated by numbers 1-5 and letters L, R, and R2a. Slurs and accents are used to indicate phrasing and articulation.

Book: Irish Traditional Music Session Tunes 2 n40  
 Source: My arrangement from various sources  
 Discography: Sean Ryan: Siuil Uait  
 Four Men and a Dog: Shifting Gravel  
 Transcription: Transcription, arrangement, chords:Mike Long

>>

# Barney Brallaghan

## Blewitt's jig

Slip Jig

(Ireland)

D                      D            G            D                      G            A  
 L7 L5 L5 R1 L5 L5 R1 L5    L7 L5 L5 R1 L5 R2 R6    L7 L5 L5 R1 L5 L5 R1 L5    R1 R1 L10 L10 R2a R1 L5  
 ↑ ↑ ↑ ↑ ↑ ↑ ↑ ↑    ↑ ↑ ↑ ↑ ↑ ↑ ↑    ↑ ↑ ↑ ↑ ↑ ↑ ↑ ↑    ↑ ↑ ↑ ↓ ↓ ↑ ↑

D                      D            G            D                      G            A  
 R6 R7 R6 R7 R6 L10    R6 R7 R6 R7 R6 R6 L10    R6 R7 R6 R7 R6 L10    R6 R6 L10 L10 R2a R1 L5  
 ↑ ↑ ↑ ↑ ↑ ↓    ↑ ↑ ↑ ↑ ↓ ↑ ↑    ↑ ↑ ↑ ↑ ↑ ↓    ↓ ↑ ↑ ↓ ↓ ↑ ↑

D A D G                      A D A G                      D A D  
 R6 R7 L10                      R6 R6 L10 L10 R2a R1 L5                      R6 L10 L10 R2a L10 R1                      L5 R1 L5 L5 L7 L4 L3  
 ↑ ↑ ↓                                      ↓ ↑ ↑ ↓ ↓ ↑ ↑                                      ↑ ↓ ↓ ↓ ↓ ↑                                      ↑ ↑ ↑ ↑ ↓ ↓ ↑

D A D G                      A D A G                      A G D  
 R6 R7 L10                      R6 R6 L10 L10 R2a R1 L5                      R6 R6 R7 L10 R6 R6 L10 R1                      L5 L7 L5 R2 L5 L5 L7 L4 L3  
 ↑ ↑ ↓                                      ↓ ↑ ↑ ↓ ↓ ↑ ↑                                      ↑ ↓ ↑ ↑ ↑ ↓ ↓                                      ↑ ↑ ↑ ↑ ↓ ↓ ↑

>>

Book: O'Neill's 1145  
 Kerr's Second p26  
 Source: O'Neill's 1145  
 Transcription: Transcription:Stephen Foy, chords:Mike Long

# Brose and butter

Slip Jig

(Ireland)

The image shows a musical score for a slip jig titled "Brose and butter". It consists of two staves of music in the key of D major (one sharp) and 9/8 time. The first staff has a key signature of one sharp and a 9/8 time signature. The second staff also has a key signature of one sharp and a 9/8 time signature. The music is written in treble clef. Above the first staff, the chords Bm, Bm, A, Bm, and A are indicated. Above the second staff, the chords D, D, A, D, and A are indicated. Below the notes, there are numerous fingerings and techniques indicated by letters (L, R) and numbers (1-10) with arrows pointing up or down, and some notes have a tilde (~) above them. The score ends with a double bar line and repeat dots.

Book: Kerr's Third p32

Hunter p.284; SRSNH 5.31

Source: My arrangement from various sources

Transcription: Transcription, arrangement, chords:Mike Long

>>

# The butterfly

Slip Jig

(Ireland)

The musical score is presented in three systems, each with a treble clef, a key signature of one sharp (F#), and a 9/8 time signature. The first system consists of two measures, the second of two measures, and the third of two measures. The second system also consists of two measures, the second of two measures, and the third of two measures. The third system consists of two measures, the second of two measures, and the third of two measures. Chords are indicated above the notes, and fingerings are indicated below the notes with 'R' for right hand and 'L' for left hand, and numbers 1-5 for fingers. Upward arrows indicate downstrokes and downward arrows indicate upstrokes. The first system has chords Em, C, D, Em, D, Em, C, D, G, D. The second system has chords Em, C, G, Em, C, D, Em, C, G, G, D. The third system has chords Em, C, Em, D, Em, C, G, D. The first system has fingerings: R1 L4 L5 L4 L7, R1 L4 L5 L4 L7 L4 L3, R1 L4 L5 L4 L7, R1 L10 L10 R1 L5 L7 L3. The second system has fingerings: R1 L9 L10 R6 R6, L9 L9 R6 L10 L10 R1 L5, R1 L9 L10 R6 R6 R7, R7 R7 R6 L10 L10 R1 L5. The third system has fingerings: R1 R1 L5 L5 L5, R1 R1 L5 R1 L10 R1 L5, R1 R1 L5 L5 L5, R1 L10 R6 L10 L10 R1 L5.

>>

Source: Richard Robinson

Transcription: Transcription:Richard Robinson(?),slight rearrangement, Chords:Mike Long

# The choice wife

## An Phis Fhliuch

### O'Farrell's welcome to Limerick

Slip Jig

The musical score consists of five systems, each with a treble clef, a key signature of one sharp (F#), and a 9/8 time signature. The notes are written in a slip jig style. Above the notes are chord symbols: D, C, G, C, D, G, D, C, (A), C, D, G, D, C, G, C, D, C, D, C, G, C, D, C, G, D, C, G, C. Below the notes is footwork notation using letters L1-L10, R1-R7, and R2a, with arrows indicating up and down strokes.

>>

Source: Henrik Norbeck

Discography: Willie Clancy: The Piping of Willie Clancy 2.

Davy Spillane: Atlantic Bridge.

Planxty.

Noel Hill: The Irish Concertina.

Paul O'Shaughnessy & Paul McGrattan: Within a Mile from Dublin

Transcription: Transcription:Henrik Norbeck(?), chords:Mike Long





# Coleman's 1

Slip Jig

(Ireland)

Am G

L10 L8 L5 L4 L3 L4 L5 L5 R1 L9 L10 L10 L8 L5 L4 L3 L4 L5 L5 L7 L5 R1  
↑ ↑ ↑ ↓ ↑ ↓ ↑ ↑ ↑ ↑ ↓ ↑ ↑ ↑ ↓ ↓ ↓ ↑ ↓ ↑

Am G

L10 R7 R7 R6 R7 R6 L10 R7 R7 R7 R6 L10 L10 R6 R6 R6 R6 R7 R6 R6 L10 L10  
↑ ↑ ↑ ↓ ↑ ↓ ↑ ↑ ↑ ↑ ↓ ↑ ↓ ↓ ↓ ↑ ↓ ↓ ↓ ↑ ↓ ↓ ↑ ↓

Book: Music from Ireland Vol. 3

Source: Music from Ireland Vol. 3

Transcription: Transcription, chords:Mike Long

>>

# Coleman's 2

Slip Jig

(Ireland)

Em G A D Em G D Em

R1 L4 L4 L7 L5 L5 R1 R2a L10 L10 R2a L10 L8 R1 L4 L4 L7 L5 L5 R1 R2a L10 L8 L7 L5 L4

Em D Em G D Em

R6 L10 L10 R6 L10 R6 R6 L10 L10 R2a L10 R6 R6 L10 L10 R6 L10 L10 R1 R2a L10 L8 L7 L5 L4

Book: Music from Ireland Vol. 3

Source: Music from Ireland Vol. 3

Transcription: Transcription, chords: Mike Long

>>





# Dever the dancer

Slip Jig

(Ireland)

The musical score consists of three staves of music. Each staff begins with a treble clef, a key signature of one sharp (F#), and a 9/8 time signature. The music is written in a single melodic line. Above the notes, chords are indicated: Em, G, D, A. Below the notes, detailed fingering instructions are provided for both the right hand (R) and left hand (L), using numbers 1-5 and letters R/L to denote specific fingers and hands. The score includes repeat signs and a double bar line at the end of the third staff.

>>

Book: Ceol Rince 2 n100

Robin Williamson ... Fiddle Tunes

O'Neill's 1147

Source: O'Neill's 1147

Transcription: Stephen Foy, arr., chords: Mike Long

# Drops of brandy

Slip Jig

(Ireland)

The musical score consists of two staves of music in 9/8 time, with a key signature of one sharp (F#). The first staff contains four measures of music, and the second staff contains four measures. Chords are indicated above the notes, and fingerings are indicated below the notes.

**Staff 1:**

- Measure 1: Chord G. Fingering: L10 ↓, L9 ↑, R1 ↑, L5 ↓, R1 ↑, R1 ↑, L5 ↓, R1 ↑.
- Measure 2: Chords G and D. Fingering: L10 ↓, L9 ↑, R1 ↑, L5 ↓, R1 ↑, L9 ↑, R1 ↑, L5 ↓.
- Measure 3: Chord G. Fingering: R2 ↑, L9 ↑, R1 ↑, L5 ↓, R1 ↑, R1 ↑, L5 ↓, R1 ↑.
- Measure 4: Chords C and D. Fingering: L9 ↑, R1 ↑, L9 ↑, L5 ↓, R1 ↑, L9 ↑, R1 ↑, L5 ↓.

**Staff 2:**

- Measure 1: Chord G. Fingering: L5 ↓, R1 ↑, L10 ↓, R6 ↓, L10 ↑, R1 ↓, R3 ↓, L10 ↓, R1 ↑.
- Measure 2: Chords D and G. Fingering: L5 ↓, R1 ↑, L10 ↓, R6 ↓, L10 ↑, R1 ↓, L9 ↑, R1 ↑, L5 ↓.
- Measure 3: Chord G. Fingering: L5 ↓, R1 ↑, L10 ↓, R6 ↓, R7 ↓, R6 ↓, R6 ↓, L10 ↓, R1 ↑.
- Measure 4: Chords C and D. Fingering: L9 ↑, R1 ↑, L9 ↑, L5 ↓, R1 ↑, L9 ↑, R1 ↑, L5 ↓.

Book: Kerr's Second p26

Source: My arrangement from various sources

Transcription: Transcription, arrangement, chords:Mike Long

>>

# Elizabeth Kelly's delight

Slip Jig

(Ireland)

Am Am G Em Am G Em

L5 L5 R1 L5 L5 L5 L4 L5 L4 L5 L4 L3 L4 L5 L5 L5 R1 L5 L5 L5 L4 L5 L5 L5 L4 L3 L4 L5

↑ ↑ ↑ ↑ ↑ ↓ ↓ ↑ ↓ ↓ ↓ ↑ ↓ ↓ ↑ ↑ ↑ ↑ ↑ ↓ ↓ ↓ ↓ ↓ ↓ ↓ ↓ ↑ ↓ ↓

Am G Am Am G Em Am G Am G Em

L9 L5 R1 L5 L5 L5 L9 L5 R1 L5 L5 L3 L4 L5 L9 L5 R1 L5 L5 L5 L5 L5 L5 L4 L3 L4 L5

↑ ↑ ↑ ↑ ↓ ↑ ↑ ↑ ↑ ↓ ↑ ↓ ↓ ↑ ↑ ↑ ↑ ↓ ↑ ↓ ↓ ↓ ↓ ↓ ↓ ↓ ↑ ↓ ↓

Arr: 2

Am G Em Am Am G G Em Am

L5 R1 L5 L5 L5 L4 L5 R1 L5 L5 L4 L3 L4 L5 L5 L5 R1 L5 L5 L5 L4 L5 L5 L5 L4 L3 L4 L5 L5

↑ ↑ ↑ ↑ ↓ ↓ ↑ ↑ ↑ ↓ ↓ ↓ ↑ ↓ ↓ ↓ ↓ ↓ ↓ ↓ ↓ ↓ ↓ ↓ ↑ ↓ ↓

>>

Am G Am Am G Em Am G Am G Em

L9 L5 R1 L5 L5 L5 L9 L5 R1 L5 L5 L3 L4 L5 L9 L5 R1 L5 L5 L5 L5 L5 L4 L3 L4 L5

↑ ↑ ↑ ↑ ↓ ↑ ↑ ↑ ↓ ↑ ↓ ↓ ↑ ↑ ↑ ↑ ↓ ↑ ↓ ↓ ↓ ↓ ↓ ↓ ↓ ↑ ↓ ↓

Book: Irish Old and New (?)

Source: 1 Richard Darsie- revised to be more like

2 Richard Darsie

Discography: Deiseal(?)

Transcription: 1 Transcription, arrangement, chords:Mike Long

2 Transcription, chords:Mike Long



# A fig for a kiss

Slip Jig

(Ireland)

The musical score is presented in three systems, each with a treble clef, a key signature of two sharps (F# and C#), and a 9/8 time signature. The first system contains 12 measures with chords Em, D, Em, G, D, and Em. The second system contains 12 measures with chords Em, D, Em, G, and D. The third system contains 12 measures with chords Em, D, Em, D, Em, G, D, and Em. Fingerings are indicated by numbers 1-5 and letters L (left hand) and R (right hand) with arrows showing the direction of the stroke.

>>

Book: O'Neill's 1174

Source: O'Neill's

Transcription: Stephen Foy , minor arr., chords: Mike Long

# The foxhunter's jig

Slip Jig

(Ireland)

D G D A D G D A

L7 L5 L7 L7 L3 L5 L4 L7 L5 L7 L7 L3 L4 L3 L7 L5 L7 L7 L3 L5 R1 L5 L7 L3 L3 L4 L7 L4 L3

↑ ↓ ↑ ↑ ↑ ↓ ↓ ↑ ↓ ↑ ↑ ↑ ↓ ↑ ↓ ↑ ↑ ↓ ↑ ↓ ↑

Em D Em G D A D A

R1 R1 L5 L5 L7 L5 L5 R1 L4 L4 L7 L5 R1 L5 R1 R2a L10 R2a R1 L5 R1 R2a L10 L3 L3 L4 L7 L4 L3

↑ ↑ ↑ ↓ ↑ ↓ ↑ ↑ ↓ ↓ ↑ ↓ ↑ ↑ ↓ ↓ ↓ ↓ ↓ ↓ ↓ ↓ ↓ ↓ ↓

D G D A D G D A

R6 R6 R6 R6 L10 R6 L10 R6 R6 R6 R6 L10 L10 L10 R6 R6 R6 L10 R6 R7 R7 R6 L10 L10 L10 R6 L10 L10

↑ ↓ ↑ ↑ ↑ ↓ ↓ ↑ ↑ ↓ ↑ ↓ ↓ ↓ ↓ ↓ ↓ ↓ ↓ ↓ ↓ ↓ ↓ ↓ ↓

>>

Em D Em G D A D A

R6 R6 L10 L9 R1 L5 L5 L5 R1 L4 L4 L7 L5 R1 L5 R1 R2a R2a L5 R1 R2a L10 L3 L3 L4 L7 L4 L3

↓ ↑ ↑ ↓

Source: My arrangement from various sources

Transcription: Transcription, arrangement, chords: Mike Long

# Garrett's wedding

Slip Jig

(Ireland)

The musical score is written in treble clef with a key signature of one sharp (F#) and a 9/8 time signature. It consists of three staves of music. Above the notes are chord symbols: Em, G, D, Em, C, D, C, Em, G, D, C, Em, C, D, G, D, C, G, D, Em. Below the notes are fingerings indicated by letters (L, R) and numbers (4, 5, 7, 10) with arrows showing the direction of the finger movement (up or down). The first staff includes first and second endings. The second and third staves continue the melody with various chord changes and fingerings.

>>

Book: Irish Tin Legends

Source: Paddy Moloney, The Chieftains

Ricker & oneil abc's

Transcription: Transcription:?, chords:Mike Long

# Gingerhog's #2

Slip Jig

D A D A G D A G D A

L5 R2 L10 R6 L10 L10 L10 R6 L5 R2 L10 L10 R6 L10 R6 L10 R1 L5 R2 L10 R6 L10 L10 L10 R6 L5 R1 L10 L8 R6 L10 L10

↑ ↑ ↓ ↑ ↓ ↓ ↑ ↑ ↑ ↑ ↓ ↑ ↑ ↓ ↑ ↑ ↓ ↓ ↓ ↑ ↑ ↓ ↑ ↓ ↓ ↓ ↓ ↑ ↑ ↓ ↑ ↓ ↑

D A D A G D G D A

R7 R6 R6 L10 R6 L10 L10 R6 R7 R6 R6 L10 R6 L5 R1 R7 R6 R6 L10 R6 L10 R1 L5 L5 R1 L10 L8 R6 L10 L10

↑ ↑ ↑ ↑ ↑ ↓ ↑ ↑ ↑ ↑ ↑ ↑ ↑ ↑ ↑ ↑ ↓ ↑ ↑ ↓ ↑ ↑ ↓ ↑ ↑ ↓ ↑

Source: Nottingham Music Database

Phil Cunningham arr Hamish

Transcription: Transcription:?, minor arr., chords:Mike Long

>>

# Hardiman the fiddler

## Hardy Man the fiddler

Slip Jig

(Ireland)

Chord progression: D D C D Am C

Fingering instructions (Staff 1):  
 L5 L5 L7 L3 L4 L7 L5    L5 L5 L5 L5 L9 L5 L5    L5 L5 L7 L3 L4 L7 L5    L5 R2 L10 L10 L10 L10 L9 L5 L5

Fingering instructions (Staff 2):  
 L5 R2 L10 L10 L10 R6    L5 R2 L10 L10 L10 L9 L5 L5    L5 R2 L10 L10 L10 R6 R6    R7 R6 R6 R6 L10 L10 L9 L5 L5

Fingering instructions (Staff 3):  
 L5 R2 L10 L10 L10 R6 R6    L5 R2 L10 L10 L10 L9 L5 L5    R2 L9 L5 R2 L10 R6 R6    R7 R6 R6 R6 L10 L10 L9 L5 L5

>>

Book: O'Neill's 1117

Source: O'Neill's 1117

Transcription: Transcription, slight rearrangement, chords: Mike Long



# The humours of whiskey

Slip Jig

(Ireland)

G Bm G Bm A G Bm D A

D A D G/A D A G A

Arr.2

Em Em D Em D

D A D G D A G D

D A D G D A G D

Book: Ceol Rince 2 n97

Source: 1 ceilif~2.abc, pubsco~2.abc, ricke~11.abc, robins~1.abc, Henrik Norbeck, Laurie 2 id:hn-slipjig-37

Discography: Solas: Solas.

Altan: Altan.

Transcription: 1 Transcription:??, chords:Mike Long

2 Transcription:Henrik Norbeck?,chords:Mike Long

# Hunting the hare

Slip Jig

(Ireland)

The image shows two staves of musical notation for the 'Hunting the hare' slip jig. The key signature is one sharp (F#) and the time signature is 9/8. The first staff contains the first line of music with chords D, (A), G, A, D, (A), D, G, A, D. The second staff contains the second line of music with chords D, G, A, D, G, A, (G), D. Below the notes are detailed fingerings for both hands, using letters L (left) and R (right) with numbers 1-5 and 'a' for the ring finger, and arrows indicating the direction of the stroke.

Book: O'Neill's 1153

Source: O'Neill's

Transcription: Stephen Foy, mineo arr., chords: Mike Long

>>



# The Irish girl

Slip Jig

(Ireland)

The musical score consists of three staves of music. Each staff begins with a treble clef, a key signature of one sharp (F#), and a 9/8 time signature. The music is a slip jig, characterized by its 9/8 time signature and triplet rhythms. The first staff contains four measures with chords A, A, G, and A. The second staff contains five measures with chords A, A, G, A, and D G. The third staff contains five measures with chords A, A, G, A, and D G (D). Below each staff, there are detailed fretting instructions for the right and left hands, using letters R, L, and numbers 1-7 with arrows indicating finger direction.

>>

Book: O'Neill's 1137

Source: O'Neill's 1137

Transcription: Transcription:Stephen Foy, chords:Mike Long

# Jack on the green

Slip Jig

(Ireland)

Chords for the first staff: G C D C D G C D C G

Fingerings for the first staff: L10 ↓ R6 ↓ R6 ↓ R6 ↓ R6 ↓ R6 ↓ L10 ↑ R6 ↑ R6 ↓ R7 ↑ R7 ↑ R7 ↑ R7 ↓ R6 ↓ R6 ↑ L10 ↓ L10 ↓ R6 ↓ R6 ↓ R6 ↓ R6 ↓ L10 ↑ L10 ↓ L10 ↓ L10 ↑ R6 ↓ R6 ↓ L10 ↓ L9 ↓ R1 ↑ L5 ↓ L5 ↓

Chords for the second staff: D G D D C G D G D D C G

Fingerings for the second staff: L7 ↑ L5 ↓ L5 ↓ R1 ↑ L5 ↑ R2 ↑ L10 ↓ R2a ↓ L10 ↓ L8 ↑ R1 ↑ L9 ↑ R1 ↑ L5 ↓ L5 ↓ L7 ↑ L5 ↓ L5 ↓ R1 ↑ L5 ↑ R2 ↑ L10 ↓ L10 ↑ R6 ↓ R6 ↓ L10 ↓ L9 ↓ R1 ↑ L5 ↓ L5 ↓

Book: O'Neill's 1149

Source: O'Neill's 1149

Transcription: Stephen Foy, chords: Mike Long

>>



# The kid on the mountain

Slip Jig

(Ireland)

The musical score is presented in six systems, each with a treble clef and a key signature of one sharp (F#). The time signature is 9/8. The music is a slip jig, characterized by its 9/8 time signature and the absence of a repeat sign at the beginning of the piece.

**System 1:** Chords: Em, G, D. Fingerings: L4, L4, L7, L4, L7, L5, L7, L4, R1, R1, L9, L5, R1, L5, L4, L4, L4, L7, L4, L7, L5, L5, R1, L5, L5, L7, L5, L5, L7, L4, L3.

**System 2:** Chords: G, D, G, G, D, G, D, G, G, D. Fingerings: R1, L5, R1, L5, L7, L3, L5, L3, L5, L5, R1, L10, L10, L10, L5, R1, L5, R1, L5, L7, L3, L5, L5, R1, L5, L5, L7, L5, L5, L7, L4, L3.

**System 3:** Chords: Em, Em, D, Em, G, D. Fingerings: R6, R6, R6, L10, L10, R6, R6, R6, R6, L10, R6, R7, R6, L10, R6, R6, R6, L10, L10, R6, R7, R7, R6, R6, R6, L10, R7, R7, R6, R6, R7, R6, R6, L10.

**System 4:** Chords: Em, (G), Em, D, Em, (G), G, D. Fingerings: L10, R1, R1, L10, R6, R6, R6, L10, R1, R1, L10, R6, R6, R7, R6, L10, L10, R1, R1, L10, R6, R6, R6, R7, R7, R6, R6, R7, R6, R6, L10, L10, R7.

**System 5:** Chords: Em, (G), Em, D, G, D, G, G, D. Fingerings: L10, R1, R1, L10, R6, R6, R6, L10, R1, R1, L10, R6, R6, R7, R6, L10, R6, R6, R7, R7, R6, R6, R7, R6, R6, L10, L10, R7.

**System 6:** Chords: C, D, G, G, D, C, D, G, G, D. Fingerings: L10, R1, L10, L5, L5, L3, L5, L5, R1, L10, L10, L10, L5, R2, L10, L10, L5, L5, L5, R1, L5, L5, L7, L5, L5, L7, L4, L3.

>>

Source: My arrangement from various sources

Transcription: Transcription, arrangement, chords: Mike Long

# Last night's fun

## Paddy be aisy

Slip Jig

(Ireland)

The musical score is presented in four systems, each with a treble clef and a key signature of one sharp (F#). The time signature is 9/8. The melody is written in eighth notes, and the chords are indicated above the staff. Fretting instructions are provided below the staff, using letters L (left hand) and R (right hand) with numbers 1-10 and arrows indicating finger direction.

**System 1:** Chords: Dm, Am, Dm, C, Dm, Am, G, C. Fretting: L3 L5 L5 L5 L5 R1 L9 L3 L5 L5 L5 L4 L5 L4 L3 L5 L5 L5 L5 R1 L9 L10 L9 R1 L9 R1 L5 L5 L4

**System 2:** Chords: Dm, Am, Dm, C. Fretting: L3 L5 L5 L5 L5 R1 L9 L3 L5 L5 L5 L4 L5 L4

**System 3:** Chords: Dm, Am, C, G, G, D, G, C, G, D. Fretting: L3 L5 L5 L5 L5 R1 L9 L10 R1 R1 L5 L4 L9 L9 L5 L4 R1 L5 L10 L5 L5 R1 R1 R1 R1 L9 L9 L5 L5 R1 L9 L5 R1 L5 L5 R1 L5 L5 R1 L9 L5

**System 4:** Chords: G, C, G, D, G, C, G, C, G, G, D, G. Fretting: R1 L5 L5 L5 L5 L4 L5 L4 R1 L5 R1 R1 L5 R1 L5 R1 R1 L9 L10 L5 L9 L5 R2 L10 R6 R6 L10 L5 R1 L5 L5 L5 L5 L4 L5 L4

>>

Book: Ceol Rince 2 n107 (up in Edor)

Roche 2 254 (up in Am)

Source: irishf~4.abc

Transcription: Transcription:?, chords:Mike Long

# Moll Roe

One bumper at parting  
 The Munsterman's flattery  
 The market stake  
 Moll Roe in the morning  
 The Devil and the bailiff  
 T'aim in Arrears  
 Courting in the kitchen

Slip Jig

(Ireland)

The musical score consists of four systems of music, each with a treble clef and a key signature of one sharp (F#). The notes are primarily eighth and sixteenth notes. Above the notes are chord symbols: G, D, C, and D. Below the notes are footwork instructions, including L3, L5, L7, L9, L10, R1, R2, R6, and R9, with arrows indicating the direction of the footwork.

>>

Book: O'Neill's 1169

Kerr's Second p27 -Moll Roe in the morning

Kerr's Third p 32 -A bumper at parting

Ceol Rince 2 n93 -Mull Rua, Courting in the kitchen

Source: O'Neill's

Transcription: Transcription:Stephen Foy , chords:Mike Long

>>

# The Munster Gimlet

Slip Jig

(Ireland)

The musical score is presented in three systems, each with a treble clef and a key signature of one flat (B-flat). The time signature is 9/8, indicated by a '9' over an '8'.

- System 1:** Chords F, G, F, G, F, F, G. A first ending bracket labeled '1' covers the final two measures. Fingering includes L10, L9, L5, L5, L5, L5, R2, L9, L5, L5, L5, L5, R2, R3, L10, L9, L5, L5, L5, L5, L5, L4, L5, L9, R3, L10, L9, L5, R2.
- System 2:** Chords F, G, F. A second ending bracket labeled '2' covers the first two measures. Fingering includes L4, L5, L9, R3, L10, L9, L5, L4, L5, R6, R6, R7, R6, R6, L5, L5, R6, R6, R7, R4a, R6, L10, L10, R6, L10, L5, L5, R3, L10, L10, L9, L5, L4, L5, R3, L10, L10, L9, L5, L4.
- System 3:** Chords G, F. Fingering includes L5, R6, R6, R7, R6, R6, L5, L5, R6, R6, R7, R4a, R7, R6, R4a, R7, R6, R4a, R7, R6, R4a, R7, R6, R3, R6, L10, R3, L10, R3, L10, L10.

>>

Book: Kerr's Second p32

Source: Kerr's Second p32

Transcription: Transcription, chords:Mike Long



# Paddy O'Snap

Slip Jig

(Ireland)

The musical score for Paddy O'Snap is presented in two staves. The key signature is D major (two sharps) and the time signature is 9/8. The first staff contains the first two phrases of the melody, and the second staff contains the next two phrases. Chords are indicated above the notes, and fingerings are indicated below the notes with letters (R for right hand, L for left hand) and numbers (1-5). Arrows indicate the direction of finger movement (up or down).

**Staff 1:**

- Phrase 1: Chords D, G, A, D. Fingerings: R6 ↑, L10 ↓, L10 ↓, R2a ↓, L10 ↓, R6 ↓, L10 ↑, L10 ↑.
- Phrase 2: Chords G, A, D. Fingerings: R6 ↓, L10 ↑, L10 ↑, R6 ↓, L10 ↓, R2a ↓, R1 ↓, L5 ↑.
- Phrase 3: Chords D, G, A, D. Fingerings: R6 ↑, L10 ↓, L10 ↓, R2a ↓, L10 ↓, R6 ↓, L10 ↑, L10 ↑.
- Phrase 4: Chords G, A, D. Fingerings: L10 ↑, R6 ↑, R6 ↓, L5 ↑, R1 ↑, R2a ↓, L10 ↓.

**Staff 2:**

- Phrase 5: Chords D, G, A, D. Fingerings: R7 ↑, L5 ↑, L5 ↑, R1 ↑, L5 ↓, L7 ↑, L5 ↑, R2 ↑.
- Phrase 6: Chords G, A, D. Fingerings: R1 ↑, L10 ↑, L10 ↑, R6 ↓, L10 ↓, L10 ↓, R6 ↓.
- Phrase 7: Chords D, G, A, D. Fingerings: R7 ↑, L5 ↑, L5 ↑, R1 ↑, L5 ↓, L7 ↑, L5 ↑, R2 ↑.
- Phrase 8: Chords G, A, D. Fingerings: L10 ↑, R6 ↑, R6 ↓, L5 ↑, R1 ↑, R2a ↓, L10 ↓.

Book: O'Neill's 1175

Source: O'Neill's

Transcription: Stephen Foy, chords: Mike Long

>>

# Redican's mother

Slip Jig

(Ireland)

D (A) D G D (A) D G  
 L7 L5 R2 L7 L5 R2 L5 L7 L3 L7 L5 R2 L7 L5 R2 R1 L5 L7 L5 R2 L5 L7 L3 L7 L4 L7 L3 L7 L5 R1 L5  
 ↑ ↑ ↑ ↑ ↑ ↑ ↑ ↑ ↑ ↑ ↑ ↑ ↑ ↑ ↑ ↑ ↑ ↑ ↑ ↓ ↑ ↑ ↑ ↑ ↑ ↑ ↑

D G D A D G D/A G  
 R6 R6 R6 R7 R6 L10 R1 L5 R6 R6 R6 R7 R6 R6 R6 L10 R6 R6 R6 R7 R6 L10 R1 L5 L7 L4 L3 L7 L5 R1 L5  
 ↑ ↑ ↑ R6 ↑ ↑ L10 ↓ ↑ ↑ ↑ ↑ ↑ R6 ↑ ↓ ↑ ↑ ↑ ↑ ↑ ↓ ↑ ↓ ↑ ↑ ↑ ↑ ↑ ↑

Source: Richard Darsie

Transcription: Transcription, chords: Mike Long

>>

# The road to Sligo

Slip Jig

(Ireland)

The musical score is presented in three systems, each with a treble clef, a key signature of two sharps (D major), and a 9/8 time signature. Chords are indicated above the staff, and fingerings are indicated by letters (L for left hand, R for right hand) with arrows showing the direction of the stroke.

**System 1:** Chords: D, G, D, A. Fingerings: L5 R1 L5 L7 L5 L5; R1 R2a R1 L5 L5 R1 R2a L10; L8 R1 L5 L7 L5 L5; R2 L10 L10 L10 R2a R1 L5.

**System 2:** Chords: D, D, A, D, A. Fingerings: R2 L10 R6 R6 R7 L10 R6; L10 L10 R6 R6 R7 R6 L10 R2a L5; R2 L10 R6 R6 R7 L10 R6; L10 L10 L10 L10 R2a R1 L5.

**System 3:** Chords: Bm, G, Bm, A/G, (Bm). Fingerings: R2 L10 L10 R2a L10 R2a L9; R6 L9 R1 R2a L10 L10 R6; L10 L10 L10 R2a L10 R2a R1; R7 R6 L10 L10 R2a R1.

>>

Book: Kerr's Fourth p26

Source: Kerr's Fourth p26

Transcription: Transcription, chords:Mike Long

# The rocky road to Dublin

Slip Jig

(Ireland)

The musical score consists of five staves of music in treble clef, 9/8 time signature, and a key signature of one sharp (F#). Each staff includes a line of chords above the notes and a line of fingerings below. The fingerings use letters L (left hand) and R (right hand) with numbers 1-5, and arrows indicating up or down strokes.

**Staff 1:** Chords: Am G Am Am G Am G Am G. Fingerings: L10 R3 L10 L10 R1 L5, L4 L5 L5 L5 R1 L9 L10, L10 R3 L10 L10 R1 L5 L9, R1 L5 L5 L5 R1 L9 L10.

**Staff 2:** Chords: Am G Am G Am C G. Fingerings: L10 R7 R7 R6 R6, L10 R7 R7 L5 R1 L9 L10, L10 R7 R7 R6 R6, L10 R1 L5 L5 R1 L9 L10.

**Staff 3:** Chords: Am G Am G Em/C G. Fingerings: L10 R7 R7 R6 R6, L10 R7 R7 L5 R1 L9 L10, L10 R6 R6 R6 R6 R7 R6 R6 L10, L10 R1 L5 L5 R1 L9 L10.

**Staff 4:** Chords: Am Am G Am G. Fingerings: L10 L9 L5 R2 L9 L5 L5 R7, L10 L9 L5 R2 L9 L5 R1 L9 L10, L10 L9 L5 R2 L9 L5 R7 L9, L10 R1 L5 L5 R1 L9 L10.

**Staff 5:** Chords: Am Am G Em/C G. Fingerings: L10 L9 L5 R2 L9 L5 L5 R7, L10 L9 L5 R2 L9 L5 R1 L9 L10, L10 R6 R6 R6 R6 R7 R6 R6 L10, L10 R1 L5 L5 R1 L9 L10.

>>

Book: Krassen O'Neil's 2 p.79

O'Neill's 1116

Source: O'Neill's 1116

Transcription: Transcription, slight rearrangement, chords:Mike Long



# Silvermore

## Brian O'Linn

Slip Jig

(Ireland)

Chords: D A D A D A G A

Fingerings: L10 R6 R7 R6 R6 R6 L10 L10 R6 L10 R6 L10 R2a L5 R2 L10 R6 L10 R6 L10 R6 R6 R7 R6 R6 L10 R6 L10 R2a R1 L5

Chords: Bm Bm A Bm A

Fingerings: R6 R6 L10 L10 L9 R6 R6 L10 L10 R2a L10 R6 R6 L10 L10 R1 R2a L10 L10 R6 L10 R1 L5

Book: Kerr's Third p32

O'Neill's 1141

Source: O'Neill's 1141

Transcription: Stephen Foy, chords: Mike Long

>>

# The sport of the chase

## Slip Jig

The image shows three systems of musical notation for the piece 'The sport of the chase' in the style of a Slip Jig. Each system consists of a treble clef staff with a key signature of one sharp (F#) and a 9/8 time signature. Above each system are the chords G, C, and D. Below the notes are specific fingering instructions for the left and right hands, indicated by 'L' and 'R' followed by a number (1-10) and a downward arrow (↓) for left hand and an upward arrow (↑) for right hand.

**System 1:** Chords G, C, D. Fingerings: L5 ↓, L5 ↓, R1 ↑, L5 ↓, R1 ↑, L10 ↓, R1 ↑, L5 ↓, L5 ↓, R1 ↑, L5 ↓, R1 ↑, L10 ↓, R1 ↑, L3 ↓, L3 ↓, L4 ↓, L3 ↓, L4 ↓, L5 ↓, L4 ↓, L3 ↑, L3 ↑, L7 ↑, L3 ↑, L7 ↑, L5 ↑, L7 ↑.

**System 2:** Chords G, C, D. Fingerings: L5 ↓, R6 ↓, R6 ↓, L10 ↓, R1 ↑, L10 ↓, R1 ↑, L5 ↓, R6 ↓, R6 ↓, L10 ↓, R1 ↑, L10 ↓, R1 ↑, L9 ↑, L9 ↑, L10 ↑, L9 ↑, L10 ↓, R6 ↑, L10 ↓, L10 ↓, R6 ↑, L10 ↓, R6 ↑, R7 ↑, R6 ↑.

**System 3:** Chords G, C, D. Fingerings: R6 ↓, L10 ↓, R1 ↑, R3 ↓, L10 ↓, R1 ↑, R3 ↓, L10 ↓, R1 ↑, R3 ↓, L10 ↓, R1 ↑, R3 ↓, L10 ↓, R1 ↑, L10 ↓, L9 ↓, L5 ↓, R2 ↓, L9 ↓, L5 ↓, R2 ↓, L9 ↓, L5 ↓, R6 ↓, L10 ↓, L8 ↓, R6 ↓, L10 ↓, L8 ↓, R6 ↓, L10 ↓, L8 ↓.

>>

Book: Roche 3 n118

Bulmer & Sharpley 1

Source: Henrik Norbeck

Transcription: Transcription, arr.(?), Henrik Norbeck(?), chords:Mike Long

# The swaggering jig

Slip Jig

(Ireland)

The musical score is presented in three systems, each with a treble clef, a key signature of one sharp (F#), and a 9/8 time signature. The music is a slip jig, characterized by its 9/8 time signature and the absence of a common time signature. The first system consists of 12 measures, with chords G, D, G, D, G, D, C, (G), and D indicated above the staff. The second system also consists of 12 measures, with the same chord sequence. The third system consists of 12 measures, with chords G, D, G, D, C, G, D, C, (G), and D indicated above the staff. Fingerings are indicated by numbers 1-5 and letters L (left hand) and R (right hand) with arrows pointing up or down. The score concludes with a double bar line and repeat dots.

>>

Book: O'Neill's 1118

Source: O'Neill's 1118

Transcription: Transcription, chords: Mike Long



# Tipperary hills

## Michael Gorman's

Slip Jig

The musical score consists of three staves of music in 9/8 time, key of D major. Each staff begins with a chord above the first measure. The first staff has chords D, G, D, G, A, D. The second staff has chords D, A, G, A, D, A, G, A, D. The third staff has chords D, A, G, A, D, A, G, A, D. Fingerings are indicated by letters L (left hand) and R (right hand) with numbers 1-5, and arrows indicating up or down strokes. The notation includes eighth and sixteenth notes, rests, and a repeat sign at the end of the third staff.

>>

Book: O'Neill's 1148

Source: My arrangement from various sources

Transcription: Transcription, arrangement, chords: Mike Long

# The wishing well

Slip Jig

(Ireland)

The musical score consists of two staves of music in 9/8 time. The first staff contains measures 1 through 6, and the second staff contains measures 7 through 12. Chords are indicated above the notes, and footwork notation (L/R for left/right foot, with numbers 4-10 and arrows) is placed below the notes to indicate the corresponding foot movements.

**Staff 1:**

- Measures 1-2: Am (L4 L4 L4 L5 R1 L9)
- Measures 3-4: G (L5 L5 R1 L9)
- Measures 5-6: Em (L10 R1 L5)
- Measures 7-8: Am (L4 L4 L4 L5 R1 L9)
- Measures 9-10: F (L10 R3 L10 L10 L9 R1 L5)
- Measures 11-12: G Am

**Staff 2:**

- Measures 7-8: C (L5 L5 L5 L9 L10 L10)
- Measures 9-10: G (L10 L10 R3 L10 L9 R1 L5 L5)
- Measures 11-12: C (L5 L5 L5 L9 L10 L10)
- Measures 13-14: F (L10 R3 L10 L10 L9 R1 L5)
- Measures 15-16: G Am

Book: Kerr's Fourth

Source: Kerr's Fourth #235

Transcription: Transcription, chords: Mike Long

>>

# Aberdeen Alternative Festival march

March

Alasdair Fraser

♩ = 140

G D G C G Em Am/C D

The musical score consists of six systems of music, each with a treble clef and a key signature of one sharp (F#). The first system includes a tempo marking of ♩ = 140. Above the first five measures of the first system are the chords G, D, G, C, and G. Above the sixth measure is the chord Em, followed by Am/C and D above the seventh and eighth measures. A triplet of eighth notes is marked with a '3' above it in the sixth measure. Below the notes are fiddle fingering instructions using letters R1-R7 and L5-L10, with arrows indicating the direction of the stroke (up or down). The second system has chords G, C, G, G, C, G, C, D, G above the notes. The third system has chords G, C, G, C, G, D above the notes. The fourth system has chords G, C, G, C, G, D, G above the notes. The fifth system has chords G, C, G, Em, C, G, D above the notes. The sixth system has chords G, C, G, G, C, G, D, G above the notes. A double bar line with repeat dots is at the end of the sixth system.

>>

Source: SF Scottish Fiddlers

Transcription: Transcription: Mike Long

# Brian Boru's march

March

$\text{♩} = 160$

The musical score for 'Brian Boru's march' is presented in six systems, each with a treble clef staff and guitar tablature below. Chords are indicated above the staff. The tablature uses numbers 1-10 for frets and letters L/R for left/right hand. Arrows indicate finger direction.

**System 1:** Chords: Am, G, Am. Tablature: L10, L9 R1 L5 L5 R2 L10, L9 R1 L5 L5 R2 L9, R1 L5 L5 L5 R2 L9, R1 L5 L5 L5 R2 L10, L9 R1 L5 L5 R2 L10.

**System 2:** Chords: Am, Em, Am, Am. Tablature: L9 R1 L5 L5 R7, L10 R3 L10 L10 L10, L9 L5 L5 L5, L5, L5 L9 L10 L10 L10, L10 L10 L10 L10 R1.

**System 3:** Chords: G, Am, Am, Em, Am. Tablature: L5 R1 L9 L10 R1, L10 R1 L10 R1 L5, L5 L9 L10 L10 L10, L10 L10 L10 L9 L5, L9 R1 L5 R2 L10, L9 L5 L5 L5.

**System 4:** Chords: Am, G, Am. Tablature: R1, L9 R1 L5 R7 R3a R7, L9 R1 L5 R7 R3a R7, R1 L5 L5 R6 R6 R6, L9 L5 L5 R6 R6 R6, L9 R1 L5 R7 R3a R7.

**System 5:** Chords: C, G, Am, C. Tablature: L9 R1 L5 R7 R7, R8 R7 R7 R6 R3 L10, L10 L9 R1 L5, R1, L9 L10 R6 R6 R7, R6 R7 R6 L10 L9.

**System 6:** Chords: G, C, Am, Em, Am. Tablature: L5 L5 R1 L10 L10, L10 R6 L10 L10 R1 L5, L9 L10 R6 R6 R7, R6 R7 R6 L10 R1, L9 R1 L5 R2 L10, L9 L5 L5 L5.

>>

Book: Roche2 n334 - 2 part vsn in D, but nicer...

O'Neill's 1801

Source: O'Neill's 1801

Transcription: Transcription:Bob Safranek, chords:Mike Long

>>



Book: Fiddler's Fakebook

Kerr's First p49

Source: Arr. 1 Sessions

Arr. 2 Kerr's First

Transcription: 1 Transcription, arrangement, chords:Mike Long

2 Transcription, chords:Mike Long

>>

# The chanter's tune

## The song of the chanter

March

(Ireland)

♩ = 140

Am G (Em) Am

Am G Em Am Am G

Am G (Em) Am Am G Em Am

>>

Book: O'Neill's 143

Source: O'Neill's

Transcription: Transcription, arrangement, chords: Mike Long





# Farewell to the creeks

March

$\text{♩} = 160$

**Staff 1:** G C G G G D G C G  
 R6 ↓ L10 ↓ R1 ↑ R1 ↑ L5 ↓ L9 ↑ L10 ↓ L10 ↓ L9 ↑ R1 ↑ L9 ↓ L8 ↓ R1 ↑ L10 ↓ L9 ↑ L5 ↓ R6 ↓ L10 ↓ R1 ↑ R1 ↑ L5 ↓ L9 ↑ L10 ↓ L10 ↓ L9 ↑

**Staff 2:** G (C) D G G C G C G G D  
 R1 ↑ L9 ↓ L10 ↓ L9 ↑ L5 ↑ R2 ↓ L5 ↓ L5 ↑ R1 ↑ L5 ↓ L9 ↓ L10 ↓ L10 ↓ R1 ↑ R1 ↑ L5 ↓ L9 ↓ L10 ↓ R1 ↑ L9 ↓ L10 ↓ L9 ↓ L5 ↓ L5 ↓

**Staff 3:** G C G G (C) D G G C G  
 R1 ↑ L5 ↓ L9 ↓ L10 ↓ L10 ↓ R1 ↑ R1 ↑ L5 ↓ R1 ↑ L9 ↓ L10 ↓ L9 ↑ L5 ↓ R2 ↓ L5 ↓ R2 ↑ R6 ↓ L10 ↓ L10 ↓ R6 ↓ L10 ↓ L10 ↓ R1 ↓

**Staff 4:** C G G D G C G G (C) D G  
 L9 ↑ L10 ↓ R1 ↑ L9 ↓ L10 ↓ L10 ↓ L9 ↓ R1 ↑ L5 ↓ R2 ↑ R6 ↓ L10 ↓ L10 ↓ R6 ↓ L10 ↓ L10 ↓ R1 ↓ L5 ↓ R1 ↑ L9 ↓ L10 ↓ L10 ↓ L9 ↓ R1 ↑ L5 ↓ R2 ↓ L5 ↓

>>

Source: Richard Darsie's web page

Transcription: Transcription, chords: Mike Long

# Garry Owen

Jig  
Also played up in A

(Ireland)

Chords: G, D, G, D, G, C, G, D

Fingerings (Staff 1):  
 R6 ↓ R6 ↑ L10 L9 L5 R1 R1 R3 L10 L9 L5 L5 R1 L5 R6 L10 L9 L5 R1 R1 L10 L10 R6 L10 L5 R1 L5  
 ↓ R6 ↑ L10 R1 L5 ↑ L9 R1 R6 ↑ L10 R1 L5 ↑ L5 R6 ↑ L10 R1 L5 ↑ L9 R1 ↓ L10 R6 R1 ↑ L5

Fingerings (Staff 2):  
 R1 L10 L10 L10 L10 R6 L10 L10 L10 L10 R6 R7 R7 R6 L10 L10 L10 R6 L10 L5 R1 L5  
 ↑ L9 ↓ R1 R1 ↓ R1 R6 ↑ L9 L9 ↑ L9 R6 ↓ ↑ R7 ↑ ↓ R6 L10 ↓ L10 R6 R1 ↑ ↑ L5

Book: O'Neill's 971

Kerr's First p37

Source: Kerr's First

Transcription: Transcription, chords: Mike Long

>>

# The green flag flying before us

March

(Ireland)

♩ = 140

Chord symbols: G C G G D G C G D G

Chord symbols: G C G D G C G D G D G

Book: O'Neill's 1804

Source: O'Neill's 1804

Transcription: Transcription:Bob Safranek, chords:Mike Long

>>





# MacGregor's gathering

## MacGregor's march

Reel

(Scotland)

D G D/A D A D G D/A D A D

D G D A D G D/A D A D

The image shows two staves of musical notation for a reel. The first staff is in G major (one sharp) and 2/4 time. Above the staff are chords: D, G, D/A, D, A, D, G, D/A, D, A, D. Below the staff are fingerings: L5 ↑, R2 L10 ↑ ↑, R6 ↑, L10 R1 ↓ ↓ ↓ ↑, L5 L5 R1 ↑ ↑, L5 R2a ↑ ↑ ↓, L10 R6 L10 ↓, L10 L10 R6 ↓, L10 L8 ↓, L10 R6 L10 R2a ↓, R2a R6 ↑, L10 R1 ↓ ↓ ↓ ↑, L5 R7 R7 R6 ↑ ↑, R7 R6 L10 ↓ ↓ ↓ ↑ ↑, L10 R6 L10 R6 ↓, L10 L10 ↑, R6 L10 ↑ ↓ ↓ ↑, R6 L10 ↑ ↓ ↓ L10 ↓.

The second staff continues the melody with chords: D, G, D, A, D, G, D/A, D, A, D. Fingerings: L10 ↓, L10 ↑, R6 L10 R6 L10 ↑ ↑, R6 R6 L10 ↑ ↑ ↑ ↑ ↓, R1 R1 R1 ↑ ↑ ↑, R1 R2a ↑ ↑ ↓, L10 L10 R6 ↓, L8 L10 L10 ↓ ↓ ↓ ↑ ↓, R6 L10 ↓, L10 L8 ↓, L10 R6 L10 R2a ↓, L10 R1 ↑, L10 R1 ↓ ↓ ↓ ↑, L5 R7 R7 R6 ↑ ↑, R7 R6 L10 ↓ ↓ ↓ ↑ ↑, L10 R6 L10 R6 ↓, L10 L10 ↑, R6 L10 ↑ ↓ ↓ ↑, R6 L10 ↑ ↓ ↓ L10 ↓.

Book: Kerr's Third p46

Kerr's Fourth

Source: Kerr's Fourth

Transcription: Transcription, chords:Mike Long

>>

# The meeting of the waters

March

♩ = 140

D G D D G A D G D

D A D D G D D G

A D G D D A D

>>

Source: Kevin Briggs, via EF

Nottingham Music Database

Transcription: Transcription:Kevin Briggs?,slight rearrangement, chords:Mike Long



# The minstrel boy

March

♩ = 140

G G C G D G Em D Bm

L3 L5 L5 L9 R1 L5 L5 R1 L10 R6 R6 R6 L10 L10 R1 L9 R1 L5 L5 R2 R6 R6 L10 R6 R6 R6 L10 L10 R2a

Em C G G C G D G

L10 R1 R1 L10 L10 L10 R6 R6 L3 L5 L5 L5 L9 R1 L5 L5 R1 L10 R6 R6 R6 L10 L10 R1 L9 R1 L5 L5

Book: O'Neill's 203

Source: My arrangement from various sources

Transcription: Transcription, arrangement, chords: Mike Long

>>

# O'er the hills and far away

March

♩ = 140

Chords: D G D A D G D A

Chords: D G D A D/B G D A

Book: Kerr's First p26

Kerr's Third p47

Source: Kerr's First p26, mostly...

Transcription: Transcription, slight arr., chords:Mike Long

>>

# Prince Charlie's welcome to the Isle of Skye

March

(Scotland)

♩ = 140

The image shows a musical score for a march in G major, 2/4 time. It consists of two staves of music. The first staff begins with a treble clef, a key signature of one sharp (F#), and a common time signature (C). The tempo is marked as ♩ = 140. Above the first staff, the following chords are written: G, Am, D, G, C, G, C, G, D, G. Below the first staff, there are 18 measures of rhythmic notation using letters R (right hand) and L (left hand) with numbers 1-5 and arrows indicating fingerings. The second staff begins with a repeat sign and continues with the melody. Above the second staff, the following chords are written: G, D, G, C, Am, D, G, D, G, C, Am, D, G. Below the second staff, there are 12 measures of rhythmic notation using letters R and L with numbers and arrows.

Book: Kerr's Third p45

Source: Kerr's Third p45

Transcription: Transcription, chords: Mike Long

>>



# Rory of the hills

March

♩ = 180

The musical score is divided into six systems, each with a treble clef, a key signature of one sharp (F#), and a 6/8 time signature. The tempo is marked as ♩ = 180. The music consists of eighth and sixteenth notes. Above the notes are chord symbols: D, G, D, C, D, G, D, C, D, G, D, C, D, G, D, C, D, G, D, C, D, G, D, C, D. Below the notes are fingerings for the left hand (L) and right hand (R), with arrows indicating up and down strokes.

>>

Book: O'Neill's 1810

Source: O'Neill's 1810

Transcription: Transcription:Bob Safranek, chords:Mike Long

# Scotland the brave

March

(Scotland)

♩ = 140

Chords: G C G D G C G D G D G G Bm C D G C G D G

Fretting diagrams (fingerings) are provided for each measure of music.

>>

Source: Kevin Briggs, via EF

Transcription: Transcription:?, chords:Mike Long

# The siege of Delhi

March

♩ = 140

The musical score consists of five systems of music, each with a treble clef and a key signature of three sharps (F#, C#, G#). The time signature is common time (C). The tempo is marked as ♩ = 140. Each system includes a melodic line with notes and rests, and a corresponding line of chords and fingerings. The chords are labeled with letters A, D, E, and (D). Fingerings are indicated by numbers 1-5 and letters L (left hand) and R (right hand), with 'a' denoting an alternative fingering. Arrows indicate the direction of finger movement (up or down).

System 1: Chords A, D, A, E, A, D, A, E, A. Fingerings include L5 R1, R2a L10, L10 L8, L5 L5 R1, R2a L10, R6 L10 R2a L5 R1, R2a L10, L10 L8, L5 L5 R1, R2a L10 R6 L10, R2a L5.

System 2: Chords A, D, A, E, A, D, A, E, A. Fingerings include L5 R1, R2a L10, L10 R6, R2a L10, R6 L10 R2a L5 R1, R2a L10, L10 R6, R2a L10 R6 L10, R2a L5.

System 3: Chords A, (D), A, E, A. Fingerings include R3a, R7, R7, R6, L10 R2a, L5 L5 R2a L8 R1, R2a R2a L10, R6 L10 R2a, R3a, R7, R7, R6, L10 R2a.

System 4: Chords (D), A, E, A, A, D. Fingerings include L5 L5 R2a L8 R1, R2a R4 L10 R6, L10 L10, R2a L5 L5, L5 R1, R2a R2a L10, R6 L10 L10 L10 L10, R2a R4 L10 R6, L10 L10, R2a L5 L5.

System 5: Chords A, E, A, D, A, E, A. Fingerings include R2a R2a L10, R6 L10 R2a L5 R1, R2a R2a L10, R6 L10 L10 L10 L10, R2a R4 L10 R6, L10 L10, R2a L5 L5.

>>

Source: Unattributed Xerox

Transcription: Transcription, chords: Mike Long

# Sweet maid of Glendaruel

March

(Scotland)

♩ = 140

Chord symbols: A, E, A, G, A (first staff); A, E, A, G, A (second staff)

Fretting instructions (first staff):  
 L10 ↑, L8 ↑, R1 ↑, R2a ↓, L10 ↑, L10 R2a ↓, L8 ↓, L10 ↑, R2a ↓, L10 ↑, R2a ↓, R1 ↑, L10 ↑, L8 ↑, R1 ↑, R2a ↓, L10 ↑, L10 R2a ↓, L5 ↓, R2a ↓, L10 ↓, R1 ↓, R1 ↑, R1 ↑, L5 ↑, L5 ↑

Fretting instructions (second staff):  
 R7 ↑, R6 ↑, L10 ↑, R7 ↑, R6 ↑, L10 ↑, R2a ↓, L5 ↓, R7 ↑, R6 ↑, L10 ↑, R2a ↓, R2a ↓, R1 ↓, R1 ↑, R7 ↑, R6 ↑, L10 ↑, R6 ↑, L10 ↑, R2a ↓, L5 ↓, R1 ↓, L10 ↓, R1 ↓, R1 ↑, R1 ↑, L5 ↑, L5 ↑

Source: Richard Robinson's web page/abc file

Transcription: Transcription:Richard Robinson(?), Chords:Mike Long

>>



# Amelia's waltz

Waltz

Bob McQuillen 1981

Chord progression for the first system: D Bm F#m G D Bm G D Bm

Chord progression for the second system: F#m G (D) A D A Bm

Chord progression for the third system: F#m G D A D G D A D

Source: Various web abc's

Transcription: John Chambers, chords: Mike Long

>>

# Ashokan farewell

Waltz

Jay Ungar

♩ = 130

D DM7 G Em D F#m G A D DM7  
 G Em D (Bm) A D D (Bm) G D D  
 G A D C G D D (Bm) A D

L5 R2a L10 R2a L5 L7 L4 L5 L7 L4 L2 L3 L6 L6 L3 L5 R2 R6 R6 R6 L10 R2a L10 R2a L5 L7 L4 L7  
 L5 L7 L4 L2 L3 L6 L6 L3 L5 R2 L5 R2a L10 L7 L5 L5 L7 L3 L10 L8 R1 R2a L8 L7 L4 L7 L4 L3  
 L2 L2 L6 L5 L7 L3 L7 L5 L9 L10 R1 R2a L8 L7 L3 L6 L3 L7 L5 R2 L7 L4 L7 L3a L7

>>

Source: The Waltz Book

Transcription: John Erdman, slight rearrangement, chords: Mike Long

# The ass in the graveyard

Waltz

The musical score is presented in three systems, each with a treble clef, a key signature of one sharp (F#), and a 3/4 time signature. The first system consists of a single line of music with chords D, A/E, G, A, G, and D. The second system contains two first endings: the first ending has chords A/E, G, A and the second ending has chords A, G, D. The third system also contains two first endings: the first ending has chords A, G, D and the second ending has chords A/E, G, A. Below each line of music, there are detailed guitar fingerings and pick-up/down strokes indicated by arrows and numbers (L5, L8, L10, R2a, L10, L10, L10, R6, L10, L10, L10, R2a, L10, R1, L5, R2, R6, R6, L10, R6, L10, R6, L10, L10, L10, R6, L10, R2a, L9, L10, R2a, L9, L10, R2a, L9, L10, R2a, L9, L10, R2a, L9).

>>

Source: George Grasso

Transcription: Transcription:George Grasso, chords:Mike Long

# Bluemont waltz

Waltz

Rodney Miller

A E F#m D A Bm E A E F#m

L5 R1 L5a L4 L3 L4 L7 L7 L7 L3 L4 L7 L4 R2a L5 R1 R1 R1 R2a R2a R1 L10 R1 L5 L7 L7

D E A D E A (F#m) D E

L7 L4 L3 L4 L7 L4 R2a L5 L5 R2a L10 L8 R6 L10 R6 L10 L10 R2a R2a R1 L5 R1 L8

A (F#m) Bm E A F#m D E 1 A 2 A

R2a R2a R1 R1 R1 R1 L7 L4 L5 L5 L7 L5 L4 L3 L4 L7 L4 R2a L5 R2a L10 L8 L5 L5

Book: The Waltz Book

Source: The Waltz Book

Transcription: Transcription:Mike Long, chords:Bill Matthiesen

>>

# Carolynn's waltz

Waltz

D Bm G A D A

L6 L7 L4 L3 L3 L7 L4 L3 L7 L5 L5 L7 L4 L3 L7 L3a L2 L7 L5 L5 L5 L7 L4 L3 L3 L10 R2a R1 L5

AM7 D Bm Em A D Bm

R7 R6 R6 R6 L10 L10 L10 R6 R6 L10 R2a R2a L5 L7 L4 L3 L3 L7 L4 L3 L7 L5 L5 L7 L4 L3 L7 L3a

G A D A D G A D

L2 L7 L5 L5 L5 L7 L4 L3 L3 L10 R2a R1 R7 R6 R6 L10 L10 L10 R1 L5 R1 L5 L7 L4 L3 L7 L5

D G D A D Em A G A D

R2 L5 R6 L10 R1 L5 R1 L8 L5 R2 L5 R6 L5 R6 R6 R6 R7 R7 R7 R6 L10 R6 R6 R7 R6 L10

Bm G D A AM7 D G

L10 L8 L10 R6 L5 R6 R7 R6 L5 R6 R6 R6 L5 R2 R6 L10 R2a L5 R1 R2a L10 L8 R6 L10 R1 L5 R1 L10

D A D Em A G A D Bm

L8 L5 R2 L5 R6 L5 R6 R6 R6 R6 R7 R7 R7 R6 R6 L10 R6 L5 R6 L5 R7 R6 R6 L10 L10 L8 L10 R6 L5

1 G D G A 2 Fin G Em A D

R6 R6 R6 L10 R2a R1 L5 L7 L7 L3a L3 L4 L6 L6 L6 R6 R6 L10 L10 L10 R1 R2a L5 L7 L3

>>

Source: Xerox of uncertain origin

Transcription: Transcription, chords:Mike Long

>>

# Charlie Lennon's

Mazurka  
Mazurka

(Ireland)

G C D G G C D G  
 L3 L5 R1 L5 L5 R1 L10 L8 R1 L9 L10 L10 R1 L9 R6 L3 L5 R1 L5 L5 R1 L10 L8 R1 L9 L5 L7 L5 L5  
 ↑ ↓ ↑ ↑ ↓ ↑ ↓ ↑ ↑ ↑ ↓ ↓ ↑ ↑ L10 ↓ ↓ ↑ ↑ ↑ ↑ ↓ ↓  
 C G C D G C G C D G  
 R6 L10 L10 L10 L10 L8 L9 L5 L7 L5 R1 R3 L10 L10 L10 L10 L8 L9 L5 L7 L5 L5  
 ↓ ↓ R6 ↑ L9 L9 ↓ L10 R1 ↑ ↑ ↑ ↑ ↑ ↓ L10 R1 ↑ ↑ ↑ ↑ ↓ ↓ ↑ ↑ ↓

Book: Irish Traditional Music Session Tunes 2 p22  
 Source: Irish Traditional Music Session Tunes 2 p22  
 Transcription: Transcription, chords:Mike Long

>>

# The Coneflower waltz

Waltz

Kim Fulton-Bennett (USA)

**Staff 1:** G C G G Am C D  
 R1 L5 L5 R1 L10 L8 R1 L10 R6 R6 L10 L10 L5 L5 R1 L3 L5 R1 L10 L9 R1 L5 L5 L4 L3  
 ↑ ↑ ↓ ↑ ↓ ↓ ↓ ↓ ↓ ↓ ↓ ↓ ↓ ↓ ↓ ↓ ↓ ↓ ↓ ↓ ↓ ↓ ↓

**Staff 2:** G C G G Em Em D 1 Em 2 Em  
 L5 R1 L10 L8 R1 L10 R6 R6 L10 L5 L5 L5 R1 L5 L5 L4 L4 L3 L4 L3 L4 L10  
 ↓

**Staff 3:** G Em G Am C Am D  
 R6 R6 R6 R6 L10 L10 L10 R6 L10 R1 L5 L5 L5 L9 R1 L5 L5 R2 L10 R1 L10 R1 L5 R2 R6  
 ↓

**Staff 4:** G Em C G Am G C D G  
 R6 R6 L10 R6 R7 R7 R6 R6 L10 L10 R1 L4 L5 L9 R1 L10 R1 L5 L5 L7 L5 L5 L7 L5  
 ↓

>>

Source: Kim Fulton-Bennett  
 Transcription: Transcription, chords: Mike Long



# Crested hens Cockscomb bourree

Bourree

Gilles Chabenat (Brittany)

The musical score is presented in two systems. The first system contains the first 10 measures, with a key signature change from two sharps to one sharp after the second measure. The second system contains the remaining 10 measures, including a repeat sign and two endings. Chords are indicated above the staff, and fretting instructions are placed below the notes.

Source: Solas, IrTrad  
 Discography: Solas  
 Transcription: Brian Duffy

>>



# Duncan's waltz

Waltz

C G C G C F C G C G C

L5 ↓ L9 ↑ L9 ↑ L10 ↓ L5 ↓ L5 ↓ R1 ↓ L4 ↓ L3 ↑ L5 ↑ L5 ↓ L4 ↓ L5 ↓ L9 ↓ L5 ↑ L5 ↑ L4 ↓ L4 ↓ L5 ↓ R2 ↓ L10 ↓ L10 ↑ L9 ↑ L9 ↑ L10 ↓ L5 ↓ L5 ↓ R1 ↓ L4 ↓

G C F G C G C G C F C F

L3 ↑ L5 ↑ L5 ↓ L4 ↓ L5 ↓ L9 ↑ L10 ↓ L10 ↑ L10 ↓ R1 ↑ L9 ↑ L9 ↑ L10 ↓ R6 ↓ L10 ↑ L9 ↑ L10 ↓ L9 ↓ R7 ↑ L10 ↑ R3 ↑ R6 ↓ L10 ↑ L10 ↓ L9 ↑ L5 ↓ L5 ↓ R2 ↓

G C G C G C F G C

L10 ↓ L10 ↑ L10 ↓ L9 ↑ L9 ↑ L10 ↓ L9 ↑ L5 ↑ L5 ↓ L4 ↓ L3 ↑ L5 ↑ L5 ↓ L4 ↓ L5 ↓ L9 ↑ L10 ↓ R3 ↑ L10 ↑ L10 ↓ L8 ↑ R1 ↑ L9 ↑

>>

Source: Nottingham Music Database

Transcription: Transcription:Mick Peat?, chords:Mike Long

# Gentle maiden

Waltz

(Ireland)

Chords: G D Bm C G Am C D G D Bm

Chords: C G D G G Em C D G Am

Chords: C D G D Bm C G D G

Fingering instructions (L/R for left/right hand, numbers 1-5 for fingers, arrows for up/down):

Staff 1: L3 ↑, L5 ↓, L5 ↑, L5 ↓, L7 ↓, L4 ↑, L3 ↓, L10 ↓, L10 ↑, R6 ↓, L10 ↓, L9 ↑, R1 ↓, L5 ↑, L5 ↓, L4 ↓, R1 ↓, L5 ↓, L7 ↑, L4 ↓, L3 ↑, L5 ↓, L5 ↑, L5 ↓, L7 ↑, L4 ↓, L3 ↓, L10 ↓

Staff 2: L10 ↑, R6 ↓, L10 ↓, L9 ↑, R1 ↓, L5 ↑, L5 ↓, L5 ↓, L5 ↓, R1 ↑, L9 ↓, L10 ↓, L10 ↑, R6 ↓, R6 ↓, R7 ↑, R6 ↓, R6 ↓, R7 ↑, R6 ↓, R6 ↓, R6 ↓, L10 ↓, L9 ↑, L10 ↓, L9 ↑, R1 ↓, L5 ↑, L5 ↓

Staff 3: L4 ↓, R1 ↓, L5 ↑, L7 ↑, L4 ↓, L3 ↑, L5 ↓, L5 ↑, L5 ↓, L7 ↑, L4 ↓, L3 ↑, L10 ↓, L10 ↑, R6 ↓, R6 ↓, L10 ↓, L9 ↑, R1 ↓, L5 ↑, L5 ↓, L5 ↓, L5 ↓

>>

Book: O'Neill's 282

Source: Richard Darsie's web page

Transcription: Transcription, chords: Mike Long

# Irish waltz

Waltz

The musical score for 'Irish waltz' is written in 3/4 time and the key of D major. It consists of two staves of music. The first staff contains the first eight measures, and the second staff contains the remaining eight measures. Fingerings are indicated by numbers 1-5 above or below notes, and directions (up/down arrows) indicate the movement of the fingers. Chords are indicated by letters (Am, G, D, C) above the staff.

**Staff 1:**

- Measures 1-2: Am (Fingerings: L4 L4, L4 L5 L5 R1, L9 L10 L9)
- Measures 3-4: G (Fingerings: L10 L5 R1, L5 L7 L3 L3)
- Measures 5-6: Am (Fingerings: L4 L5 L5 R1, L9 L10 L9 L5)
- Measures 7-8: G (Fingerings: R2 R1 R1, L5)
- Measure 8 ends with Am (Fingering: L5)

**Staff 2:**

- Measures 9-10: Am (Fingerings: R2 R6, R7 R7 L10)
- Measures 11-12: C (Fingerings: R6 L10 L10, L10 L9)
- Measures 13-14: C (Fingerings: L10 R6 R6, L10 R6 L10)
- Measures 15-16: G (Fingerings: L10 L5 L4, L4 L5 L9)
- Measures 17-18: Am (Fingerings: L10 L5, L10 L9)
- Measures 19-20: C (Fingerings: R2 R1 L5, L5)
- Measures 21-22: G (Fingerings: R2 R1 L5, L5)
- Measures 23-24: Am (Fingerings: L5)

Source: Various Web ABCs

Transcription: Transcription:??, chords:Mike Long

>>

# Just as the sun was setting

Waltz

John Kirkpatrick

The musical score is presented in three systems, each with a treble clef and a 3/4 time signature. Chords are written above the notes, and fingerings are indicated by numbers 1-5 with arrows showing the direction of the stroke.

**System 1:** Chords: Am, G, Em, Am, G, (Am), Em, Am, G. Fingerings include L4, L5, R1, L8, L10, R7, R6, R7, L10, L10, L9, R1, R1, L5, L5, R1, L5, L4, L4, L5, R1, L10, R6, R7.

**System 2:** Chords: Em, Am, G, Am, Am, E, G, D, F. Fingerings include L10, L10, L9, R1, R2, L10, L8, L5, L8, L10, R7, R7, R7, R3a, L10, R6, R6, R7, R6, L10, R3, R6.

**System 3:** Chords: Am, C, G, Am, G, Em, Am, Em, Am. Fingerings include L10, L10, R1, L9, L10, R1, L5, L5, L5, R1, L10, R7, R6, R7, L10, L10, L9, R1, R2, L10, L8, L5, L5.

>>

Source: SF Fiddlers handout

Transcription: Orig Transcr. by Tom Ross

Transcription, minor formatting, chords: Mike Long

# Margaret's waltz

Waltz

Pat Shuldham Shaw (Shetland Islands)

Arr.1

A D E A (F#m) E A A

L5 L7 L4 L7 L5 R1 R2a R2a R1 L5 L5 R1 L7 L4 L7 L5 R1 R2a L10 L8 R2a L5 R2a L10 L10 R3a

D E A F#m D A E

R7 R3a R7 R6 L10 R6 L10 L8 R2a L5 L5 R1 R2a L10 L10 R2a L5 R6 L10 R2a R2a L10 R1 R2a L10

A D E A (F#m) E A

L10 L8 L5 L5 R7 L5 L5 L5 R2 L5 L5 L5 R1 L5 L7 L4 L7 L5 R1 R2a L10 L8 R2a R1 L5

Arr. 2

A D E A (F#m) E A A

L5 L7 L4 L7 L5 R1 R2a R2a R1 L5 L5 R1 L7 L4 L7 L5 R1 R2a L10 L8 R2a L5 R2a L10 L10 L8 L5 L5

D E A F#m D A E

R7 L5 L5 L5 R6 L10 L8 L5 R2 L5 R2a L5 L5 R1 R2a L10 L10 R2a L5 R6 L10 L8 R2a L10 R1 R1 R2a L10

A D E A (F#m) E A

L10 L8 L5 L5 R7 L5 L5 L5 R2 L5 L5 L5 R1 R1 L7 L4 L7 L5 R1 R2a L10 L8 R2a R1 L5

Source: Richard Robinson

Transcription: Transcription:Richard Robinson(?),arr, Chords:Mike Long

>>

# Midnight on the water

Waltz

(USA)

D                      D G D                      D G D                      D A D

L3 L4    L7 L5 L5    L7 L5 L5    L7 L5 L5 R1    L5 L7 L3 L4    L7 L10 R1    L5 L7 L4 L3 L4    L7 L7 L4 L7    L3

↑ ↓    ↑ ↑ ↑    ↑ ↑ ↑    ↑ ↑ ↑ ↑    ↑ ↑ ↑ ↓    ↑ ↓ ↑    ↑ ↑ ↓ ↓    ↑ ↑ ↓ ↓ L4    ↑

D                      Em                      Bm

L5 R2a    L10 L10 R2a    L10 R1 L5 R1 R2a    L10 R1 L5 L7    L3 L10    L10 L10 R6    L10 L10 L10    R6 R7 R6 L10    L10 R1 L5 R1 R2a

↑ R1    ↓ ↑ L10    ↓ R2a ↑ ↑ ↓    ↓ ↑ ↑ ↑    ↑ ↓    ↑ ↓ L10    ↑ ↓ ↑    ↑ ↑ ↑ ↑    ↓ R2a ↑ ↑ ↓

G                      D                      G                      D G D                      D A D

L10 L10 R2a    L10 R2a R1    L5 R1 L5 L7    L3 L6 L3 L4    L7 L10 R1    L5 L7 L4 L3 L4    L7 L7 L4 L7 L4    L3

↓ ↑ L10    ↓ ↓ ↑    ↑ ↑ ↑ ↑    ↑ ↑ ↑ ↓    ↑ ↓ ↑    ↑ ↑ ↓ ↓    ↑ ↑ ↓ ↓    ↑

>>

Source: Richard Darsie's web page

Transcription: Transcription, chords: Mike Long





# The pretty maid milking her cow

Waltz

(Ireland)

Chords: C G F G C G F C G F G Am Em Am C G C F G Am Em Am

Fingerings: L5 R1 L9 L10 L9 R1 L10 R1 L5 L5 L5 L5 R1 L9 L10 L9 R1 L10 R1 L5 L5 L5 R1 L9 L10 L9 R1 R3 R1 L5 L5 R2 L10 L9 R1 L5 L5 L4 L5 L5 L5 L5 L9 L10 R3 R6 L9 R1 L5 L5 L9 L10 R3 R6 R6 L9 L10 R3 R6 R6 L5 R7 R7 R7 R7 R6 L10 L10 R1 R3 R1 L5 L5 L5 R2 L10 L9 R1 L5 L5 L4 L5 R1 L5 L5

>>

Book: O'Neill's 102 1st & 2nd settings

Source: O'Neill's

Transcription: Transcription, arrangement, chords: Mike Long

# Pull down the blind

Waltz

The musical score is written in treble clef, key of D major (two sharps), and 3/4 time. It consists of three staves of music. Above each staff are guitar chords, and below each staff are fingerings for the left and right hands. The first staff has a key signature change from D major to D minor (one sharp, one flat) for the second measure. The second staff contains a repeat sign. The third staff ends with a double bar line and repeat dots.

**Staff 1:** Chords: D, A, G, A, D. Fingerings: L7, L3 L7 L5, L5 R1, L5 L10, R6 R7, R7 R6, L10, L10 R1, L5 L7, L3 L7 L5, L5 R1, L5 L10, R6 R7.

**Staff 2:** Chords: A, D, D, A, G, D, G. Fingerings: R7 R6 R6, L10 R1 R2a, L10 R6 L10, L10, L8, R6 R6 R6, L10 L10 L10, L10 R2a R1, L5 L7 L5, R1 R1 R1.

**Staff 3:** Chords: A, G, D, D, A, G, D, G, A, D. Fingerings: R2a R2a, L10 R1, L5 L7 L5, R6 R6 R6, L10 L10, L10 R1, L5 L7 L5, R1 R1, R2a R2a, L5 R1 R2a, L10.

>>

Book: Roche 3 p50

Source: Roche 3 p50

Transcription: Transcription, minor arr., chords:Mike Long

# Relativity

Waltz

The image shows two systems of musical notation for a waltz. Each system consists of a treble clef staff with a 3/4 time signature. Above the staff, chords are indicated: Am, G, F, C, Am, Em, F, Am, F, G, Am in the first system; and Am, G, F, Em, Am, G, F, C, Am, Em, F, Am in the second system. Below the staff, fingerings are indicated with letters L (left hand) and R (right hand) and numbers 1-5, with arrows pointing up or down. The first system includes a first and second ending for the F chord. The second system also includes a first and second ending for the F chord.

Source: PubScouts

Transcription: Transcription:PubScouts(?), chords:Mike Long

>>

# Road to Dundee

Waltz

G C G C G C D G

L10 L10 L9 R1 R1 L5 L3 L5 L7 L4 L3 L5 R1 L9 L10 L10 L10 L5 L5 L5 L7 L5 L5 R2 L10 L9 R1 L5 L3

C G C G D G D G D G

L5 L7 L4 L3 L5 R1 L9 L10 L10 L5 L9 L5 L7 L5 L3 L5 L3 R1 L3 L9 L5 L7 L3 L4 L7 L5 R1 L10

D D G C G D G

L10 R1 L5 L5 L5 L5 L3 L5 L9 L5 L3 R1 L10 L10 L8 L9 L10 L10 L10 R1 L5 L9 L5 L7 L5

>>

Transcription: Transcription:Kevin Briggs??, chords:Mike Long

# Sir John Fenwick's the flower among them all

Air/Waltz

The musical score is divided into four systems, each with a treble clef and a key signature of one sharp (F#). The time signature is 3/4. The first system contains four measures with chords G, Am, C, and D. The second system contains five measures with chords G, C, G, Am, and D. The third system contains three measures with chords G, Am, and D. The fourth system contains five measures with chords G, C, G, Am, and D. Each system includes a melody line with fingerings and a sequence of fret numbers with arrows indicating finger direction.

**System 1:** G, Am, C, D  
 Fretting: L5 ↓, L5 ↑, R1 ↑, L9 ↑, L10 ↓, L10 ↑, R6 ↓, L10 ↓, L10 ↑, R6 ↓, L10 ↑, L9 ↑, R1 ↑, L5 ↓, L5 ↓, L5 ↑, R1 ↑, L9 ↑, L10 ↓, L10 ↑, R6 ↓, L10 ↓, L10 ↑, R6 ↓, L10 ↑, L10 ↑, R6 ↓, L10 ↓, L10 ↑, R6 ↓, L10 ↑, L10 ↓

**System 2:** G, C, G, Am, D  
 Fretting: L8 ↓, L5 ↑, R1 ↑, L9 ↑, L10 ↓, L10 ↑, R6 ↓, L10 ↓, L10 ↑, R6 ↓, L10 ↑, L9 ↑, R1 ↑, L5 ↓, L5 ↓, L9 ↑, L10 ↓, R1 ↑, L5 ↓, L9 ↓, R1 ↑, R1 ↑, L9 ↑, R1 ↑, L5 ↓, L5 ↓, L5 ↑, R1 ↑, L10 ↓, L10 ↑, L10 ↓

**System 3:** G, Am, D  
 Fretting: R6 ↓, L5 ↓, R1 ↑, R3 ↓, L5 ↓, R1 ↑, R3 ↓, L5 ↓, R6 ↓, L10 ↑, L10 ↓, L9 ↑, R1 ↑, L5 ↓, L5 ↓, R7 ↑, L5 ↓, R1 ↑, R7 ↑, L5 ↓, R1 ↑, R7 ↑, L5 ↓, R7 ↑, L10 ↑, L10 ↓

**System 4:** G, C, G, Am, D  
 Fretting: R6 ↓, L5 ↓, R1 ↑, R3 ↓, L5 ↓, R1 ↑, R3 ↓, L5 ↓, R6 ↓, L10 ↑, L10 ↓, L9 ↑, R1 ↑, L5 ↓, L5 ↓, L9 ↓, L10 ↑, R1 ↑, L5 ↓, R1 ↑, L9 ↑, R1 ↑, L5 ↓, L5 ↓, L5 ↑, R1 ↑, L10 ↓, L10 ↑, L10 ↓

>>

Source: Northumbrian Minstrelsy

Transcription: Transcription:??, chords:Mike Long

# Sonny Brogan's mazurka

Mazurka

The image shows a musical score for 'Sonny Brogan's mazurka' in 3/4 time, key of D major. It consists of two staves of music. Above the first staff are chords: D, G, D A D D, G A D. Above the second staff are chords: D A D A G A D A D A D. Below the notes are detailed fingering instructions for both hands, using letters L (left) and R (right) and numbers 1-10, with arrows indicating the direction of the finger movement.

Book: Irish Traditional Music Session Tunes  
 Source: Irish Traditional Music Session Tunes  
 Discography: Bobby Gardiner: His Master's Choice  
 Stockton's Wing  
 Transcription: Transcription, chords:Mike Long

>>

# Tommy Bhetty's waltz

Waltz

(Ireland)

The musical score is written in treble clef, 3/4 time, with a key signature of one sharp (F#). It consists of four systems of music, each with a melodic line and a corresponding guitar chord and fingering line below it. The chords are G, C, G, D, and C. The fingerings are indicated by numbers 1-5 and letters L (left hand) and R (right hand), with arrows showing the direction of movement. The score includes repeat signs and first/second endings.

**System 1:** Chords: G, C, G, D, C. Fingerings: L3 ↑, L5 L5 L10 ↓ ↓ R1 R1 ↑ ↓ ↑, L5 L5 L10 ↓ ↓ R1 R1 ↑ ↓ ↑, L10 R7 R7 ↓ ↓ ↑, R6 R7 R6 R6 ↓ ↑ R6 L10 ↑ ↓ ↑, L5 L5 L10 ↓ ↓ R1 R1 ↑ ↓ ↑, L5 L5 L10 ↓ ↓ R1 R1 ↑ ↓ ↑, L3 L7 L5 ↑ ↑ ↑, L9 R1 R1 ↑ ↑ L9 L5 ↑ ↑ ↑.

**System 2:** Chords: G, C, G, D, G, D, 1 G, 2 G. Fingerings: L5 L5 L10 ↓ ↓ R1 R1 ↑ ↓ ↑, L5 L5 L10 ↓ ↓ R1 R1 ↑ ↓ ↑, L10 R7 ↓ R7 ↑, R6 R7 R6 R6 ↓ ↑ R6 L10 ↑ ↓ ↑, L10 L9 ↓ R6 ↓ L9 ↑, L10 L9 L7 ↓ ↑ L5 ↑ ↑, L5 R1 R1 L5 ↓ ↑ ↑ ↑, L5 L3 ↓ ↑, L5 R6 R6 ↓ ↓ R6 ↑ ↓.

**System 3:** Chords: D, C, G, D, C. Fingerings: R7 R6 L10 ↑ ↑ ↓, L8 L7 L3 ↑ ↑ ↑, L3 R7 R7 ↓ ↓ ↑, R6 R7 R6 R6 L10 ↓ ↑ R6 ↑, L10 L10 ↓ L10 ↓, R1 L5 R1 ↑ ↑ ↑, L3 L7 L5 ↑ ↑ ↑, L9 R1 R1 ↑ ↑ L9 L5 ↑ ↑ ↑.

**System 4:** Chords: G, C, G, D, G, D, 1 G, 2 G. Fingerings: R2 R1 L10 ↑ ↑ L9 R1 ↑ ↓ ↑, L10 R7 ↓ R7 ↑ R6 ↓ ↓ ↑, R6 R7 R7 ↓ ↓ ↑, R6 R7 R6 R6 ↓ ↑ R6 L10 ↑ ↓ ↑, L10 L9 ↓ R6 ↓ L9 ↑, L10 L9 L7 ↓ ↑ L5 ↑ ↑, L5 R1 R1 L5 ↓ ↑ ↑ ↑, L5 R6 R6 ↓ ↓ R6 ↑ ↓, L5 ↓.

>>

Source: A compilation from various sources

Discography: Altan: The Red Crow

Transcription: id:hn-waltz-5

Transcription:???, arrangement:Altan?, chords:Mike Long



# Urchnoc chein mhic cainte

Waltz

(Ireland)

D A G D D A G A D A G

L5 R2 L10 R2a L5 L4 L3 L3 L7 L5 L5 R2a L10 L10 L5 L5 R2a L10 L10 R2a L5 L4 L7

D F#m/D Em/A G D D A G F#m/A

L3 L3 L7 L5 L5 L5 L4 L7 L3 L3 L3 L5 L7 L5 L10 L10 R6 L10 L10 L5 R2 L10 L10 R2a R2 L10 L10 R2a L10

Em/G A D D G A D D/F# A/E G A D

L10 R2a L10 L8 R2a L10 R2a L7 L5 L5 R1 R1 L5 L7 L3 L7 L5 L5 L5 L4 L7 L3 L3 L3

>>

Transcription: Transcription, chords: Mike Long





# Westphalia waltz

Waltz

The musical score for 'Westphalia waltz' is presented in four systems, each with a treble clef and a key signature of one sharp (F#). The time signature is 3/4. The score includes fingerings (L for left hand, R for right hand) and chords (G, D, C) written above the notes. The first system starts with a G chord and ends with a D chord. The second system has two endings, both marked with a G chord. The third system includes chords G, (D), (C), G, D, and (C). The fourth system also has two endings, both marked with a G chord. The notation includes various note values such as quarter, eighth, and sixteenth notes, along with rests and accidentals.

>>

Book: The Waltz Book  
 The Fiddler's Fakebook  
 Source: The Fiddler's Fakebook  
 Transcription: Transcription, chords:Mike Long

# Wind on the heath

Waltz

Alec Sim (Scotland)

D G D A D

L5 L3 L4 L3 L7 L5 L5 R1 L5 L7 L3 L5 R2 L7 L10 L4 L7 L7 L3a L6 L3 L4 L3 L7 L5 L5 R1 L5 L7 L3

D A D D G A

L7 L10 L4 L10 L10 L7 L3 L5 R2 L10 R6 R6 R7 R6 R6 L10 R1 R2a R2a L10 L10 L10 R2a L5

D G A D D

R2 L10 R6 R6 R7 R6 R6 L10 R1 R2a R1 R2a L10 L10 L10 L8 L10 L10 R6 R6 R7 R6 R6 L10

G A D A Bm D G A D

R1 R2a R2a L10 L10 R2a L8 L10 L10 R2a R2a R1 R7 R6 L10 R1 R2a R1 R2a L10 L10 L7 L3

>>

Source: Nottingham Music Database

Transcription: Transcription:?, chords:Mike Long



# Farewell to whiskey

Air

Niel Gow (Scotland)

Chords: G Am C G Bm C G C D G D G

Chords: G C D G C G C G C D G D G

Book: Kennedy (has "Ladies' Triumph" as alternate title)

Gibbon's Collection of Scots tunes

O'Neill's 1825

Source: My arrangement from various sources

Discography: Marie Fielding on Fiddlers Five CD 8

Transcription: Transcription, arrangement, chords:Mike Long

>>

# Galen's arrival

Reel

Alasdair Fraser (Scotland)

Chords: G, Am, C, G, Am, D, C, D, G, Am, C, G, D, G, D, G, G, Bm, C, G, D, G

Fingerings: L3 L5 L5, R1 L5, R1 L5 R2 R1, L9 R1, L9 L5 R2 L9, R1 L10, L10, L10 L9 L5 L5, L7 L5 L5 R1, L9 L3, R1 L5, R1 L5, R1 L5 R2 R1, L9 R1, L9 L5 R2 L9, R1 L10, L10 L10 L5 L7, L5 L5 L7 L5, L5 R1 L10, R6 R6 R6 R6 R7 R7 R6, R6 R6 L10, L10 R1, L9 L9 R1, L10 L9, R1 L10, L10 R6 R6, R6, R6 R6, R6 R7, R6 R6, R6 R7 R6, R6 R6 L10, L10 R1, L9 L9 R1, L10 L9, R1 L5, L5 L7 L5

>>

Book: ?

Source: Xerox of uncertain origin

Transcription: Transcription, chords: Mike Long





# The hills of Lorne

Air

Charlie Hunter (Scotland)

Chords: D (A) D G D A D (A) D G A D

Fingerings: L7, L3 L7, L5 R2, R6 L10 L8, R1 L10 L8 L7, L4 L5 L4 L4, L3 L7, L5 R2, R6 L10 L8, R1 R3, L5 R2a, L10

Chords: D G D (A) D A D (A) G D A D

Fingerings: R7, R6 L10, R1 R2a, L8 L7, L5 R7, R6 L10 L8 R6, L10 R7, R6 L10, L8 L10, R1 L10 R7, R6 L10, L8 R2a, R6 L10 L8 R2a, L10

Source: Richard Darsie's web page

Transcription: Transcription, chords: Mike Long

>>

# Mo Ghile Mear

Air

Play AABA

D G D A D A D D A D Fin

L5 L5 L5 R1 L10 R6 R6 R6 R6 L10 L10 L8 L10 R2a R1 L5 R2 L10 R6 R7 R7 R7 L10 L10 L10 R6 R6 R6 L10 L10 R1 L5

D A D A G A

R6 R7 R7 R6 L10 L10 L10 L10 R6 R7 R7 R6 L10 L10 L10 R6 R7 R7 R6 L10 L10 L10 L10 R6 R6 R6 L10 L10 R1 L5

Book: Whistle and Sing

Traditional Irish Bagpipe

Source: Xerox of uncertain origin

Transcription: Transcription, chords: Mike Long

>>

# The Mourne shore

Air

(Ireland)

♩ = 140

F C F B♭ B♭ C Dm C F C F B♭ B♭ C F

L4 L5 L4 L5 L4 L5 L9 L10 L9 L10 L5 L5 L4 L3 L3 L4 L5 L4 L5 L4 L5 L9 L10 L9 L10 L5 L5 L4 L4

↑ ↓ ↑ ↓ ↑ ↓ ↑ ↓ ↑ ↓ ↑ ↓ ↑ ↓ ↑ ↓ ↑ ↓ ↑ ↓ ↑ ↓ ↑ ↓ ↑ ↓ ↑ ↓ ↑ ↓ ↑ ↓ ↑ ↓ ↑ ↓ ↑ ↓

Dm C Am Dm C B♭ F C F B♭ B♭ C F

R1 R3 L10 L10 R3 L10 L9 L5 L5 L9 L10 L9 L9 L10 R6 R3 L4 L5 L5 L4 L5 L4 L5 L9 L10 L9 L10 L5 L5 L4 L4

↓ ↑ ↑ ↓ ↓ ↑ ↑ ↑ ↑ ↓

Book: O'Neill's 49

Source: O'Neill's 49

Transcription: Transcription:Norbert Paap, chords:Mike Long

>>

# Mrs Hamilton of the Pitcaithlands

Air  
Air

Nathaniel Gow

♩ = 120

A D A D E A D A D E A

A D E A D E A

A D E A D A D E A

A D E A

D E A A

D E A

>>

Source: Xerox of uncertain origin  
 Transcription: Transcription, chords: Mike Long

# The night before larry was stretched

Song/Slip Jig

(Ireland)

Chords: Gm F Gm F

Chords: Bb Bb F Bb Eb F Bb D Gm

Fingerings: L10, L5a, L8, L5, L3, L5, L8, L5a, L8, L5, L4, L3, L4, L8, L5a, L5a, L8, L5, L3, L5, L8, L5a, L8, L5a, L9, R2, L5a, L5, L4, L5a, L9, L10, L10, R2, L5a, L9, L10, L10, L10, R2a, L9, R2, L8, L9, L5a, L5, L5, L5, L7, L5

Book: O'Neill's 39

Source: O'Neill's 39

Transcription: Transcription:Norbert Paap, chords:Mike Long

>>

# The southern breeze

## The south wind

Air

(Ireland)

$\text{♩} = 180$

Chord sequence: A E A D A A

Fingerings for first staff: L10 ↓, R2a ↑, R1 ↑, L5 ↑, R2a ↓, L10 ↑, R2a ↓, R1 ↑, R1 ↑, R1 ↑, L10 ↓, R2a ↓, R1 ↑, L5 ↑, L7 ↑, L4 ↓, L7 ↑, L5 ↑, L5 ↑, L8 ↑, L10 ↓, R2a ↓, R1 ↑, L5 ↑, R2a ↓, L10 ↑, R2a ↓

Chord sequence: E A D A A

Fingerings for second staff: R1 ↑, L4 ↓, L7 ↑, L5a ↓, L8 ↑, R1 ↑, R2a ↓, R1 ↑, L5 ↑, L7 ↑, L4 ↓, L7 ↑, L5 ↑, L5 ↑, L8 ↑, L10 ↑, R7 ↑, R7 ↑, R7 ↑, R3a ↓, R6 ↑, L10 ↑, L10 ↑, L10 ↓, L10 ↓

Chord sequence: E A D A A E A

Fingerings for third staff: R2a ↓, R1 ↑, L5 ↑, R2a ↓, L10 ↑, R2a ↓, R1 ↑, R1 ↑, R1 ↑, L10 ↓, R7 ↑, R7 ↑, R7 ↑, R3a ↓, R6 ↑, L10 ↑, R2a ↓, R6 ↑, L10 ↓, L10 ↓, R2a ↓, R1 ↑, L5 ↑, R2 ↑, R1 ↑, L5 ↑, L5 ↑, L5 ↑

>>

Book: Session tunes 1

O'Neill's 510

Source: O'Neill's 510

Discography: Joemy Wilson, "Celtic Dreams"

Joanie Madden, "Song of the Irish Whistle"

Transcription: Transcription: Dave Wooldridge, chords: Mike Long

# Untitled Air

## Air

Em G D Em Am C D

R1 L4 L5 L7 L3 L4 L3 L4 L5 L5 R1 L5 L5 L5 L5 R1 L10 L9 R1 L5 L5 L4 L4 L3 R1

Em G D Em Am C Em

L4 L5 L7 L3 L4 L3 L4 L5 L5 R1 L5 L5 L5 L5 R1 L10 L9 R1 L5 L5 L4 L4 L3 L4

Em G D Em G Am D

R1 L10 R6 L10 L10 R6 L10 L10 R1 R2a L10 L10 R1 L10 R1 L5 L5 L4 L7 L3 R1

Em G D Em Am C Em

L4 L5 L7 L3 L4 L3 L4 L5 L5 R1 L5 L5 L5 L5 R1 L10 L9 R1 L5 L5 L4 L4 L3 L4

>>

Source: Richard Darsie's web page

Transcription: Transcription, chords: Mike Long



# When you meet a pretty girl

Fy gar rub her o'er wi' straw

Air/Song

(Ireland)

The musical score is written in G minor (one flat) and common time (C). It consists of two staves of music. The first staff begins with a treble clef and a key signature of one flat. The melody is written in a single line. Above the staff, chords are indicated: Gm, F, Gm, Gm F Gm, Bb, F. Below the staff, fingerings are indicated with letters L8, L5a, L8, L5, R2, L9, L5a, L5, L4, L5a, L8, L9, R6, L10, L9, L5a, L5, R6, R3, L10, L9, L8, L5a, L10, L5, L8, L5a, L10, L5, L9, L8, L4. The second staff continues the melody. Above the staff, chords are indicated: Bb, Eb, Bb, F, Gm, Gm F Gm. Below the staff, fingerings are indicated: R3, L10, L10, R3, R6, R3, L10, R6, R4a, R3, L10, L10, L9, L5a, L8, L5a, L10, L5, L4, L5a, L8, L9, L10, R6, L10, L9, L5a, L5, L8, L5.

Book: Riley's Flute Melodies 2 p54

Musical Museum n16

Aird's Airs and Melodies vol 2 -4 part (?)

O'Neill's 146

Source: My arrangement from various sources

Transcription: Transcription, arrangement, chords:Mike Long

>>



# The garden of daisies

Set Dance

(Ireland)

The musical score consists of six staves of music in the key of D major (two sharps) and 4/4 time. Each staff contains a melodic line with notes and rests, and a corresponding line of footwork notation below it. The footwork notation uses letters R6, R7, R8, R9, R10, L10, L9, L8, L7, L6, L5, L4, L3, L2, L1, R2a, R3a, R4a, R5a, L2a, L3a, L4a, L5a, L6a, L7a, L8a, L9a, L10a, and L11a to denote specific foot movements. Above the notes, chord letters (D, G, A) indicate the harmonic structure. Some notes have a tilde (~) above them, and there are triplets marked with a '3'.

>>

Book: O'Neill's 1797

Source: O'Neill's 1797

Transcription: Transcription:Robert Thorpe, minor arr., chords:Mike Long

# The job of journey work

Set Dance

(Ireland)

The musical score consists of four staves of music in the key of D major (one sharp) and 4/4 time. Each staff includes a treble clef, a key signature of one sharp (F#), and a common time signature (C). Above the notes, chords are indicated by letters: D, G, C, A, D, G, A, D, A, D, D, A, D, D, G, D, A, D, G, D, A, D, G, C, A, D, G, A, D, D, A, D. Below the notes, footwork notation is provided, consisting of letters (L10, L5, L7, L5, L5, R1, L9, L5, R1, L5, L5, R6, L10, L10, R2a, R1, L5, L5, L7, L5, R1, L5, L7, L3, L4, L7, L5, L5, R1, L5, L7, L5, L7, L4, L7) and arrows (↑, ↓) indicating the direction of the footwork.

>>

Book: Roche 2 n271

O'Neill's 1792

Source: O'Neill's 1792

Transcription: Transcription:Robert Thorpe, minor arr., chords:Mike Long

# Poll Ha'penny

Long Dance

(Ireland)

A G A G A D A D A

R6 L10 R2a L5 R1 L5 L5 L4 R1 R2a L5 L4 L5 R2a L10 R2a L10 L5 L5 L5 L5 L5 R2 L10 R6 R6 L10 L10 L10

A G A D A G

R2a L10 R6 R6 R7 R7 R6 L10 R2a L10 L5 L5 L5 L5 R2 L10 R6 R6 R6 R7 R6 R6 L10 R6 R6 R6 R7 R6 L10

A D A A G A G A

L10 R7 R7 R7 R6 L10 L10 R7 R7 R7 R7 R6 R6 R6 L10 L10 L10 R2a L10 R6 R7 R7 R6 L10 R2a L10 L5 L5 L5 L5

>>

Book: Krassen O'Neill's p208 (as a hornpipe)

O'Neill's 1783

Source: O'Neill's 1783

Transcription: Transcription:Robert Thorpe, chords:Mike Long

# Rodney's glory

## Praises of Limerick

Set Dance

(Ireland)

Am G C Am G Dm Am

G (Em) Am G Am Am

G Em G Am C Am Am C

G Am (G) Am G Em Am G Am

Book: O'Neill's 27

O'Neill's 1784

Source: O'Neill's 1784

Transcription: Robert Thorpe, chords: Mike Long



# The three captains

Set Dance

(Ireland)

♩ = 110

Chords: G D G C G C C D

Chords: G D G C G C D G

Chords: G C D G C D G D

Chords: C G C G C C D G D

Chords: G C G C D G

Footwork instructions include: L3, L5, L5, L5 R1, L9, L5, L5, L5, L5, L5 R1 L10, R1, L5, L9 L10, L5, L5, R1 L10, L5, L5, L5, R1, R1, L5 R1 L5, L7 L4 L3, L5, L5 R1 L5 R1, L9, L5 L7, L5, L5, L5 R1 L5 R1 L10, R1 L5, L5, L9 L10, L5, L5, R1 L10, L5, L5, L4 R1 R1, L5 L5 L7, L5, L5, R2, R6, R6 L10 L9, R1, L5, R1, L9, L10 L10 R6, R6, R6 L10 R1, L10 L10 L9, L5, L5, L5, R6, R6 R7, R6, L10 R6, R6 R7, R6, L10, R6, R6, L10, L10, L9, R1, L9, L10, L9, L5, R1, L9 L10, L5, L5, R1, R1, L5 R1 L5, L7 L4 L3, L5, L5 R1 L5 R1, L9, L5 L7, L5, L5, L5, R1, L5, R1, L10, R1, L5, L5, L4, R1, R1, L5, L5, L7, L5, L5

>>

Book: O'Neill's 1787

Source: O'Neill's 1787

Transcription: Transcription: Robert Thorpe , minor correction, chords: Mike Long



# George Brabazon

Other

Turlough Carolan (Ireland)

The musical score is written in G major (one sharp) and 3/4 time. It consists of three staves of music. Chords are indicated above the notes, and fingering is indicated below the notes with letters R (Right hand), L (Left hand), and numbers 1-5. Arrows indicate the direction of the finger movement (up or down).

**Staff 1:** Chords: G, C, C, D, C, G. Fingering: R6 L10 (down), L10 L8 (down), L9 R1 L5 L5 (up, up, up, down), R2 L5 L9 R1 L5 L5 (up, down, up, up, up, down), R2 L5 L5 R1 L9 L10 (down, up, up, up, up, down), L10 L8 L5 R1 L9 L10 (up, up, up, up, up, down), L10 L9 R1 R3 R6 L10 (up, down, up, down, up, up).

**Staff 2:** Chords: C, D, C, D, G, G, D, C. Fingering: L10 L9 R1 L9 R1 L5 L5 (up, L10 down, up, up, up, up, down), R1 L5 L5 L4 L3 L4 L5 L5 (up, up, down, down, up, down, up), R1 L5 L5 (up, down, down), R6 R7 (down, up), R7 R6 R7 R7 R6 R7 (down, down, down, up, up, up), R6 L10 L10 L9 R1 (down, up, R6 up, L10 down, L10 up, up).

**Staff 3:** Chords: C, D, G, D, C, C, D, G. Fingering: L10 L8 L5 R1 L9 L10 (up, up, up, up, up, down), L10 L8 L5 R6 R7 (up, up, up, down, up), R7 R6 R7 R7 R6 R7 (down, down, down, up, up, up), R6 L10 L10 L9 R1 (down, up, R6 up, L10 down, L10 up, up), L9 R1 L5 L5 L3 L4 L5 L5 (up, up, up, down, up, down, down, up), R1 L5 L5 (up, down, down).

>>

Book: The Complete Works of O'Carolan

O'Neill's 657

Source: The Complete Works of O'Carolan

O'Neill's 657 = The Complete Works of O'Carolan

Transcription: Transcription, chords: Mike Long

Transcription: John Chambers, chords: Mike Long

# Carolán's draught

Other

Turlough Carolan (Ireland)

Chords: G D G (D) C G C D G D C A D A D D Em C G D Em D Em Bm C D C G C G C G D C D G D G D G

Fingerings: L3, L5 L5 L9, L10 R6, R6 R6, L10 L10, L10 L10, L9 R1, L5 R1 L5, L5 L5 L9, L10 R6, R6 R6 L10, R2a R7, L10 L8, R2a L10, R6, R7 R6, R7 R7 R6, L10 R6, L10 L10 R1, L10 L10 R6 R6, R7 R7 R6 L10 R6, R7 R1, R1 R7 R1, R1, R3 R1, L9, R6, L9 R6, L10 L10, R6 R6, L10, L10 R6, R6 R6, L10 L9 R1, L5, R2, L10 L10 L3, L9 R1, L5 L5, L7 L5 L5 L7 L3, L4 L7 L5 L4, L7 L5 L5 L7, L5 L5 R1 L5, L5 R1 L9 L5, R2, R6, R7 R7 R6 R6, R6

>>

Book: The Complete Works of O'Carolan n186  
 Source: The Complete Works of O'Carolan n186  
 Transcription: Transcription, chords:Mike Long

# Carolán's welcome

Waltz

Turlough Carolan (Ireland)

♩ = 130

Am Dm G Am G Em Am

Am Dm G C F Em Am

Am F (G) C Dm Am G F

F C Am G C Dm Em Am

Detailed description: The musical score is written in treble clef with a 3/4 time signature. It consists of four staves of music. Above each staff are chord symbols: Am, Dm, G, Am, G, Em, Am; Am, Dm, G, C, F, Em, Am; Am, F, (G), C, Dm, Am, G, F; and F, C, Am, G, C, Dm, Em, Am. Below the notes are fingerings for the left and right hands, indicated by numbers 1-5 and letters L/R, with arrows pointing up or down to show the direction of the finger movement.

>>

Book: The Complete Works of O'Carolan n171

The Waltz Book

Source: The Complete Works of O'Carolan n171

Discography: Chieftains

Transcription: Transcription, arrangement, chords:Mike Long

# Planxty Davis

## Killicrankie

Other

Thomas O'Connellan (Ireland)

The musical score is presented in six systems, each consisting of a treble clef staff with a key signature of two sharps (F# and C#) and a 4/4 time signature. The notes are written in a rhythmic style typical of Irish folk music. Below each staff is a line of guitar tablature using numbers 1-10 for frets, with arrows indicating finger direction (up for ↑, down for ↓). Above the staves, chord diagrams are provided for each measure, using letters D, G, A, and D to denote the chords. The score concludes with a double bar line and a right-pointing arrow (>>) on the right side.

Book: O'Neill's "Dance Music of Ireland", no. 973

O'Neill's 1561

Kerr's First p49

Source: O'Neill's 1561

Transcription: Transcription,chords:Mike Long

>>

# John Drury

Waltz/Air

Turlough Carolan (Ireland)

Chords: Gm F C Gm F C

Chords: Gm F C Gm F

Chords: Dm Bb F C F Bb F C

Fretting instructions: L10 L8 L5, L5 L5 L5 L9 L10, R1 L4 L5, R1 L4 L5, R2 L5 L5, L5 L5 L5 L9 L10, R3 L10 R3, L9 L5, L5 R6 R6, R6 R7 R6 R3 L10, R3 R6 R3 L10, L9 L5 L4, L5 R6 R6, R6 R7 R6 R3 L10, R3 L10 L10, R3 L10, R2 L5a L10, L9 L8 L5a, R3 L10 R3, L9 L5 L4, L10 L5 L9 L10, L9 L5 L9, R3 L5

>>

Book: The Complete Works of O'Carolan  
 Source: The Complete Works of O'Carolan  
 Transcription: Transcription, chords:Mike Long

# Hewlett

## Planxty Hewlett

Waltz / Air

Turlough Carolan (Ireland)

The musical score consists of three staves of music in 3/4 time, key of D major. The first staff contains the first line of music with chords D, A, Bm, G, D, G, D, A, D. The second staff contains the second line of music with chords D, Em, G, D. The third staff contains the third line of music with chords D, A, Bm, G, D, G, D. Fingerings are indicated by numbers 1-5 and letters L (left hand), R (right hand), and L10 (left hand thumb) with arrows showing the direction of movement.

>>

Book: Fiddler's Fakebook

The Complete Works of O'Carolan

Source: My arrangement from various sources

Discography: Chieftain's...

Transcription: Transcription, arrangement, chords:Mike Long







# Baptist Johnston

## Planxty Johnston

Other

Turlough Carolan (Ireland)

The musical score is written in 6/8 time and consists of four staves of music. Each staff includes a melodic line and corresponding guitar chords and fingering instructions.

**Staff 1:** Chords: C, G, C, G, C, G, C, G. Fingering: L5 ↓, L9 L9 ↑ ↑, R1 L5 ↑ ↑, L5 L4 L4 L5 ↓ ↓ ↓ ↓, L3 L5 L3 L9 ↑ ↓ ↓ ↑, R1 L5 L5 ↑ ↑ ↓, R2 L10 L10 ↓ ↓, L10 R3 L9 ↑ ↑, R7 R6 L10 L10 ↓ ↓, R1 L9 L10 L10 ↑ ↑ ↓ ↑.

**Staff 2:** Chords: Am, C, G, 1 C, 2 C, C, G. Fingering: L10 L5 R2 R1 L5 ↓ ↓ ↓ ↓, L5 R1 L9 L10 ↑ ↑ ↑ ↓, R1 L4 L3 L9 R1 ↓ ↓ ↑ ↑ ↑, L9 L9 ↑ ↑, L9 L9 ↑ ↑, R6 L10 R6 L9 ↓ ↓, R3 L9 ↑, R1 L9 L10 R7 ↑ ↓ ↓ ↑.

**Staff 3:** Chords: Am, G, F, C, G, C, G. Fingering: R8 R7 R7 R6 ↑ ↓ ↓ ↓, R7 R3 L10 R3 ↑ ↓ ↓, L10 L10 L10 ↓ ↓ ↓, L10 L10 L10 ↓ ↓ ↓, L9 L10 R1 L9 ↑ ↓ ↓, L9 L9 ↑ ↑, L10 L5 L5 L5 R1 ↓ ↓ ↓ ↓, L9 R1 L5 L5 L4 L4 ↑ ↑ ↑ ↓ ↓ ↓.

**Staff 4:** Chords: F, G, C, F, C, G, C, G, C. Fingering: L4 L4 R1 ↓ ↓ ↓, L10 L10 L10 L10 ↓ ↓ ↓ ↓, L10 L5 L5 R3 ↓ ↓ ↓, L10 L10 R7 R3 ↑ ↑ ↑, L10 L10 R3 L10 ↓ ↓ ↓, L10 L10 L10 L5 ↓ ↓ ↓, L9 L9 ↑ ↑ ↓ ↓.

>>

Book: O'Neill's 656

The Complete Works of O'Carolan

Source: The Complete Works of O'Carolan

Transcription: Transcription, chords: Mike Long

# Mrs. Judge

Other

Turlough Carolan (Ireland)

Em D G D Bm Em G

L4 L3 L2 L4 L4 L5 L7 L5 L4 R1 R1 L5 L5 L5 L5 L7 L3 L2 L2 L4 L7 L5 L5 R1 L9 L5 R2

Em G D Em Em G D

L10 R6 R6 L9 R6 R6 L10 L10 L10 L10 R1 R1 L10 L10 L10 R1 L5 R1 L5 L5 L7 L5 L5 L5

Bm G Am D Em C D Em

L7 L4 L3 R1 L5 L9 L5 R2 R1 L10 R1 L9 R1 L5 L5 R1 L5 L5 L7 L4 L4

G C D G C G C G D Em G

L5 L5 R1 R1 L9 R1 R1 L5 L5 L7 L5 R2 L10 R6 L9 R6 L10 R6 L9 R6 R6 R6 L10 R7 R6 R6 L10 R7 R6 L10

D G Bm C G C

L10 R1 L10 L10 R1 L5 R1 L9 R1 R1 R3 R6 R6 L10 R6 R6 R6 L10 R6 L10 L10 L9 R1 L9 R1 L5 L5

D C G D Em D Em

L5 L7 L4 L3 L4 L7 L5 L5 R1 L10 L3 L4 L7 L5 L5 R2 R1 L5 R1 L5 R1 L5 L5 L7 L4 L4

>>



# Thomas Judge

## Carolán's frolic

Other

Turlough Carolan (Ireland)

$\text{♩} = 180$

3

Dm Bb Dm Bb Gm

F C Dm Am Bb Am Dm

Dm F Gm Am Am Bb

Dm C F Dm Am Dm

Dm C F Bb Dm

Bb Am Gm Dm C Dm

The musical score consists of six systems of guitar tablature. Each system includes a treble clef, a key signature of one flat (Bb), and a 6/8 time signature. The first system starts with a triplet of eighth notes. Chords are indicated above the staff, and fret numbers are written below the staff with arrows indicating finger direction. The piece concludes with a final chord and a fermata.

>>

Book: The Complete Works of O'Carolan  
Source: The Complete Works of O'Carolan  
Transcription: Transcription, chords:Mike Long

>>

# John Kelly

## Planxty Miss Burke

Other

Turlough Carolan (Ireland)

The musical score is presented in three systems, each with a treble clef and a key signature of one flat (B-flat). The first system contains six measures with chords C, G, C, F, G, C, F. The second system contains six measures with chords G, C/A, Am, C, G, C, F, C. The third system contains seven measures with chords G, C, F, C, G/F, C, G, C. Fingerings are indicated by numbers 1-5 and letters R (right hand) and L (left hand) with arrows showing the direction of the stroke.

>>

Book: O'Neill's 672  
 The Irish Collection  
 The Complete Works of O'Carolan  
 Source: The Irish Collection  
 Transcription: Transcription, chords: Mike Long

# Morgan Magan

## Morgan MacGann

Other

Turlough Carolan (Ireland)

♩ = 90

Chord progression: G Am/C D G D G D C D G D G C Am D D C D G D G G C D G C G C G D C G D G

Fingering instructions (L/R, 1-10, ↑/↓):

Staff 1: L3 ↑ L3 ↑ L5 ↓ L5 ↓ L5 ↑ L9 ↑ R1 ↑ L5 ↓ L5 ↓ R1 ↑ L9 ↑ L10 ↓ L10 ↑ L8 ↑ L5 ↓ L5 ↓ L5 ↓ L7 ↓ L4 ↓ L7 ↑ L3 ↓ L4 ↓ L7 ↑ L5 ↓ L5 ↓ L7 ↓ L5 ↓ L5 ↑

Staff 2: L5 ↓ L7 ↑ L4 ↓ L3 ↑ L5 ↓ L7 ↑ L5 ↓ L5 ↑ L5 ↑ L4 ↓ L5 ↓ L7 ↑ L3 ↑ L3 ↓ L4 ↓ L7 ↑ L5 ↓ R1 ↑ L5 ↓ L5 ↓ L5 ↑ L7 ↑ L5 ↓ R1 ↑

Staff 3: L9 ↑ L5 ↓ L5 ↓ R1 ↑ L9 ↓ L10 ↓ L10 ↑ L10 ↓ R1 ↑ L9 ↑ R1 ↑ L5 ↓ L5 ↓ L7 ↑ L4 ↓ L7 ↑ L3 ↓ L4 ↓ L7 ↑ L5 ↓ L5 ↓ L5 ↓ L5 ↓ L5 ↑ L7 ↓ L5 ↓

Staff 4: R2 ↑ L9 ↓ R1 ↑ L10 ↓ L10 ↓ L10 ↑ R6 ↓ R6 ↓ L5 ↓ R1 ↑ L9 ↓ L10 ↓ R6 ↓ L5 ↓ R1 ↑ L9 ↓ L10 ↓ L10 ↓ L9 ↓ R1 ↑ L5 ↓ L9 ↑ R1 ↑ L5 ↓ R1 ↑ L9 ↓ L10 ↓ R1 ↑

Staff 5: L10 ↑ L9 ↓ L10 ↓ R1 ↑ L9 ↑ L5 ↓ R2 ↓ L5 ↓ L7 ↑ L3 ↑ L3 ↓ L5 ↓ L7 ↓ L4 ↓ L3 ↓ L3 ↓ L3 ↓ L4 ↓ L3 ↓ L3 ↓ L4 ↓ L7 ↑ L3 ↓ L3 ↓ L5 ↓ L5 ↓

Staff 6: L7 ↓ L5 ↓ L4 ↓ L7 ↓ L3 ↑ R1 ↑ L9 ↑ L10 ↓ R1 ↑ L10 ↓ L10 ↓ L10 ↓ L9 ↓ R1 ↑ L9 ↑ R1 ↑ L5 ↓ L5 ↓ L7 ↓ L5 ↓ L7 ↑ L3 ↓ L5 ↓ L5 ↓ L5 ↓ L7 ↓ L5 ↓

>>



Book: The Complete Works of O'Carolan

Source: The Complete Works of O'Carolan

Robinson

Mike Long

Transcription: Transcription, arrangement, chords:Mike Long

>>

# Maggie Brown's favourite

## Planxty Browne

Jig

Turlough Carolan or Nathaniel Gow (Ireland or Scotland)

The image displays a musical score for a jig in G major, 6/8 time. It consists of three staves of music. Above the first staff are chords: G, C, D, G, G, C, D, G. Above the second staff are chords: G, D, C, G, D, G, D, C, D, A, D. Above the third staff are chords: C, G, Am, G, Am, G, D, G, C, Am, D, G, D, G. Below each staff are fretting diagrams for the right hand, using letters R1-R7 and L1-L10 to indicate fingerings. The diagrams consist of vertical lines with arrows pointing up or down to indicate finger placement and movement. The score concludes with a double bar line and repeat dots.

>>

Book: The Gow Collection  
The Complete Works of O'Carolan 180  
O'Neill's 692  
Kerr's Second p33  
Source: Kerr's Second  
Transcription: Transcription, chords:Mike Long

# Brian Maguire

Other  
APB Brendan Mulvahill

Turlough Carolan (Ireland)

Chord progression: F Dm Am B $\flat$  Am Dm C F Dm

Chord progression: Dm C C F F Gm Dm C F

Chord progression: F B $\flat$ /G Am Dm Gm Am

Chord progression: Gm C Dm C Dm Am Gm Dm C F

>>

Book: The Complete Works of O'Carolan  
 Source: Mulvahill/Long The Morning Dew  
 Discography: Mulvahill/Long The Morning Dew  
 Transcription: Transcription, chords:Mike Long

# Lord Massereene

Other

Turlough Carolan (Ireland)

The musical score for 'Lord Massereene' is presented in five staves. Each staff contains a line of music with guitar chords written above and fingering diagrams below. The chords are: Dm, Am, G, Dm, C, Dm, C, Dm, Am, G, Dm, Am, F, C, Dm, C, Dm, Am, G, Dm, Dm, Am, Dm, C, Dm, C, F, Dm, Bb, C, Dm, C, Dm, F, Dm, C, Dm, Am, Dm.

>>

Book: The Complete Works of O'Carolan  
 Source: The Complete Works of O'Carolan  
 Transcription: Transcription, chords: Mike Long

# Mrs. Maxwell

## Planxty Madam Maxwell

Air

Turlough Carolan (Ireland)

$\text{♩} = 90$

Chords: D A D A/E A D G A D D G D A G D A G A G A D A G

Fingerings: L5 R1 L5 L3 L7 L5 L8 L10 R2a L10 L10 R6 L10 R6 R6 L10 L5 L4 L5 R1 L10 R2a R2 R2a L10 L10 L10 R7 L10 R7 L10 R6 R7 R7 R7 R6 R6 L10 R7 R6 R6 R6 L10 L10 R6 R6 R6 R7 R6 R7 R7 R7 R6 R6 L10 L10 R6 R6 L10 L10 R2a L5 R1 R2a L10 R2a R1 L5 L5 L7 L3 L3 L10 R2a L10 L10 R6 L10 L10 R2a L5 R1 R2a L10 R2a R1 L5 L5 L7 L5 R1 R1 L5 R1 L5 L5 L7 L5 L5 L7 L4 L3 L3

>>

Book: The Complete Works of O'Carolan

The Irish Collection

Source: My arrangement from various sources

Transcription: Transcription, arrangement, chords: Mike Long

# Miss Murphy

Other

Turlough Carolan (Ireland)

C G C G Dm G F G F C F G F G C

R6 ↓ R3 ↑ L10 ↑ R6 ↓ R6 ↓ L9 R6 ↓ L9 R6 ↓ R3 ↑ L10 ↓ L9 ↓ R1 L10 ↓ L9 ↑ L5 ↓ L5 L9 ↑ L5 L9 ↓ L5 L5 R1 ↑ L4 ↓ L9 R1 ↑ L5 ↓ L4 ↓ L5 L3 L5 ↓ L4 L3 L3 ↓ ↓

C G F C G

L5 L5 L5 L4 L4 L3 ↓ L4 L4 L5 L5 L9 ↑ R1 L9 L10 L10 L10 ↓ R1 L5 L5 ↓ R6 R3 R6 R3 ↑ L10 R6 L10 L10 R1 ↓ R3 ↓ ↓ L9 ↑

F F G C F (G) C G C

R7 ↑ R7 ↑ R6 ↓ R3 ↑ R3 R6 R3 L10 L10 R6 ↓ L10 L10 R8 L9 ↑ R3 R7 R7 R6 R3 ↓ L10 L10 L10 L9 R1 ↓ L9 L9 L9 ↑

>>

Book: Complete works n105

Source: Complete works n105

Transcription: Transcription, chords: Mike Long

# John Nugent

Jig

Turlough Carolan (Ireland)

Chords: Dm C Dm Dm Am C F Am

Chords: Dm F Am C Dm C F Dm

Chords: F Dm C Dm C Dm Am F Dm

>>

Book: The Complete Works of O'Carolan  
 Source: The Complete Works of O'Carolan  
 Transcription: Transcription, chords:Mike Long

# John O'Connor

## Planxty Connor

### Planxty Mrs. O'Conor

Other

Turlough Carolan (Ireland)

G D C G C G C D C D G

G D G C (Am) C G C G (D) C D G

G D C D G C G D G

>>

Book: The Complete Works of O'Carolan

O'Neill's 666

The Irish Collection

Source: My arrangement from various sources

Transcription: Transcription, arrangement, chords: Mike Long



# Charles O'Connor

Jig

Turlough Carolan (Ireland)

$\text{♩} = 240$

C F C F G C G C F

L9 L5 L9 L5 L5 L5 L4 L4 L5 L5 L5 R1 L9 L9 L10 R1 L5 L9 R6 R6 R6 R3 L10 L9 L10 L8 L9 L5

G F/C G C C F C

R2 L9 R1 L9 L10 L8 R1 L5 L9 R1 L5 L5 L4 L5 L9 L9 L5 L3 L4 L4 L5 L4 L5 L4 L5 L5 L5 L4 L4 L5

C Dm G Am G

L3 L5 L4 L4 L5 L3 L4 L3 L10 R1 L5 R2 L10 L10 R6 L10 L10 R6 L10 L10 L9 L5 R1 L9 L10 L10 L10 R6 L10

C G Em Am F G C

L10 R6 L10 L10 R1 L5 L9 R1 L5 L5 L4 L3 L4 L5 L5 R2 L10 L9 R1 L5 L5 L4 L5 L9 L9

>>

Book: The Complete Works of O'Carolan

Source: The Complete Works of O'Carolan

Transcription: Transcription, Slight rearrangement, chords: Mike Long

# Mrs. Power

## O'Carolan's concerto

Other  
Arr. O'Neill

Turlough Carolan (Ireland)

D A D A D G A D

A D G D G A G F#m

Em A D A D G D A D

D D A G A D A

G D A G D A A

D Em F#m G D A D

>>

Book: O'Neill's 633

Source: O'Neill's 633

Transcription: Transcription, chords:Mike Long

>>

# Fanny Power

Waltz

Turlough Carolan (Ireland)

$\text{♩} = 210$

Chords: G C (Am) D D C G Am

Chords: D G G Am

Chords: D G C D G D G

>>

Book: O'Neill's 673

The Complete Works of O'Carolan

Source: My arrangement from various sources

Transcription: Transcription, arrangement, chords: Mike Long

# Separation of soul and body

Air

Turlough Carolan (Ireland)

Chords for the first staff: Gm, Bb, Gm, Bb, F, Gm, Gm, Bb, F, Gm, F, Gm.

Chords for the second staff: Gm, Bb, Gm, Bb, F, Gm, Bb, Gm, F, Gm, F, Gm.

Book: The Complete Works of O'Carolan  
 Source: The Complete Works of O'Carolan  
 Transcription: Transcription:??, chords:Mike Long

>>

# Si Bheag Si Mhor

## Sheebeg and Sheemore

Waltz/Air

Turlough Carolan (Ireland)

♩ = 160

Chords: D G D G A D G D

Chords: A D G A D D G D

Chords: A D Bm G D G D G A D

>>

Book: The Complete Works of O'Carolan  
 Source: robins~1.abc  
 The Complete Works of O'Carolan  
 Transcription: Transcription, chords:Mike Long

# An dro 1

Reel

(Brittany)

**Bm**      **D**      **A**      | 1 **Bm**    **A**      | 2 **Bm**

L9 R6 R6 L10 L10 L10 L10 R1 R2a L10 R2a L5 R1 L10 L5 R1 L5 L7 L5 R1 L10 L5 R1 L5

↓ ↑ ↑ ↑ ↑ R6 ↑ ↓ R6 ↑ R6 ↓ ↑ ↓ L10 L10 R1 ↑ ↓ L10 L10 R1 ↑ ↑ ↓ ↓ ↓ ↓ ↓ ↑ ↑ ↓ R2a ↓ ↑ ↑ ↑ ↑ ↑ ↑ ↓ ↓ ↓ ↓ ↓ ↑ ↑ ↓ R2a ↓ ↑ ↑

**Bm**      **A**      **A**      **Bm**      **Bm**      **A**      **A**      **Bm**

R1 L10 R2a R1 L5 L5 L5 R1 R2a L10 R2a R1 R1 L5 R1 L10 R2a R1 L5 L5 L5 R1 R2a L10 R1 L5

↑ ↓ ↓ ↑ ↑ ↑ ↑ ↑ ↑ ↓ ↓ ↓ ↑ ↑ ↑ ↑ ↓ ↓ ↓ ↑ ↑ ↑ ↑ ↑ ↓ ↓ ↓ ↑ ↑ ↑

Source: Claus Steinort, Ir-Trad, 3/97

oneila~1.abc

Transcription: Transcription:??, chords:Mike Long

>>

# An dro 2

Reel

(Brittany)

The image shows two staves of musical notation for the reel 'An dro 2'. The key signature is one sharp (F#) and the time signature is common time (C). The first staff contains the first eight measures, and the second staff contains the next eight measures. Above the notes, chords are indicated: Bm, A, Bm, A, Bm, A, A, Bm. Below the notes, specific fingerings are indicated with letters and arrows: L9, R6, R6, R6, L10, L10, R2a, L10, R2a, L9, R6, R6, R6, L10, L10, R2a, R2a in the first staff; and R1, R2a, L10, R1, R2a, R2a, L10, L10, R6, L10, L10, R2a, R1, R2a, L10, L10, R2a, L10, R1, R1 in the second staff.

Source: From Jeff

Transcription: Transcription, chords: Mike Long

>>



# An dro 3

Reel

(Brittany)

Chords: Gm F Gm F Gm | 1 Gm | 2 Bb F Gm

Fingerings (Staff 1):  
 L5 ↓ R2 ↑ L10 ↓ L10 ↓ R2a ↑ L9 ↑ L9 ↑ R2 ↑ L5a ↑ L8 ↑ L5a ↑ L8 ↑ L5a ↑ L8 ↓ L5 ↓ L4 ↑ L5 ↓ L8 ↑ L5a ↑ L8 ↑ L5a ↑ L5 ↓ L4 ↓ L5 ↓

Chords: F Gm Gm F Gm Bb F Gm

Fingerings (Staff 2):  
 L8 ↑ L5a ↑ L9 ↑ L8 ↑ L5a ↑ L8 ↓ L5 ↓ L4 ↑ L5 ↓ L8 ↑ L5a ↑ L8 ↑ L8 ↑ L5a ↑ L9 ↑ L8 ↑ L5a ↑ L8 ↓ L5a ↑ L8 ↓ L5 ↓ L4 ↑ L5 ↓

Transcription: Transcription:?, chords:Mike Long

>>

# Bill Malley's barndance

Barndance

APB Martin Hayes

The musical score is written in treble clef with a key signature of one sharp (F#) and a common time signature (C). It consists of three staves of music. Above the notes, chords are indicated: G, D, G, C/G, D, G, C, G, G, C, G, D, G. Below the notes, fingerings are indicated with letters (L, R) and numbers (1-7) and arrows (↑, ↓) showing the direction of the finger movement. The first staff contains 12 measures, the second staff contains 12 measures, and the third staff contains 12 measures. The piece ends with a double bar line and repeat dots.

>>

Source: Martin Hayes, Under the Moon

Discography: Martin Hayes, Under the Moon

Transcription: Transcription, chords: Mike Long

# Boot dance

Other

Played with a lilt

The musical score consists of three systems of notation, each with a treble clef and a common time signature (C). The first system is in C major and features chords Am, E, Am, Am, E, Am, and Am. The second system is in Bb major and features chords Bb, Am, E, Am, and Am. The third system is in G major and features chords G, E, Am, E, and Am. Each system contains a series of notes with fingerings indicated by numbers 1-5 and letters L/R with arrows for up/down strokes.

>>

Book: Kerr's First p30

Source: Kerr's First p30

Transcription: Transcription, arrangement, chords:Mike Long

# The fandango

Jig

The musical score for 'The fandango' is presented in two staves. The first staff contains the first eight measures, and the second staff contains the remaining eight measures. Chords are indicated above the notes, and fingerings are indicated below the notes with letters (L for left hand, R for right hand) and numbers (1-5 for fingers, 6-10 for thumb/index, 11 for pinky). Arrows indicate the direction of finger movement.

**Staff 1:**

- Measure 1: Chord D. Fingering: L10 L10 L10 ↓ L10 R2a ↓ ↓ ↓ ↓ ↓
- Measure 2: Chord G. Fingering: R1 L5 L7 L5 ↓ ↑ L5 ↓ ↑
- Measure 3: Chord D. Fingering: R2 L10 ↑ ↓ L10 ↓
- Measure 4: Chord Bm. Fingering: R6 L10 R6 L10 ↑ ↓ R7 ↓ ↑ ↑
- Measure 5: Chord D. Fingering: L10 L10 L10 ↓ L10 R2a ↓ ↓ ↓ ↓ ↓
- Measure 6: Chord G. Fingering: R1 L5 L7 L5 ↓ ↑ L5 ↓ ↑
- Measure 7: Chord D. Fingering: R2 L10 R6 ↑ ↓ L10 ↓ ↓
- Measure 8: Chord A D. Fingering: L10 R6 L10 ↑ R7 ↑ ↓ ↑

**Staff 2:**

- Measure 9: Chord D. Fingering: R7 R7 R6 ↑ ↓ R7 L10 ↑ ↑ ↓
- Measure 10: Chord (A). Fingering: L8 L7 L8 L10 ↑ ↑ L10 L7 ↓ ↓ ↑ ↓ ↓
- Measure 11: Chord D. Fingering: R7 R7 R6 ↑ ↓ R7 L10 ↑ ↑ ↓
- Measure 12: Chord G. Fingering: R1 L5 R1 L10 ↑ ↓ R2 L8 ↑ ↑ ↓ ↓ ↓
- Measure 13: Chord D. Fingering: R7 R7 R6 ↑ ↓ R7 L10 ↑ ↑ ↓
- Measure 14: Chord G (Bm). Fingering: R1 L5 ↑ ↓ L7 L5 ↑ ↑
- Measure 15: Chord G A. Fingering: R1 L10 L10 ↑ ↓ ↑ R2a ↓ ↓
- Measure 16: Chord D. Fingering: L10 ↓

Book: The Barnes book of English country dance tunes  
 Transcription: Transcription, chords: Mike long

>>

The girl I left behind me  
 The rambling laborer  
 I love my love in the morning  
 As slow our ship

Other

(England, Ireland)

♩ = 120

G C G D G C D G

R6 ↓ R6 ↑ L10 R1 ↑ L10 L5 ↓ ↑ ↓ L5 R1 ↑ ↑ L5 L4 ↑ ↓ ↓ L5 L5 L5 R1 ↓ ↓ ↓ L5 L9 ↑ ↑ ↑ L10 R1 R6 ↓ ↑ R3 ↑ L10 R1 ↑ L10 L5 ↓ ↓ ↓ L5 R1 L5 L5 ↑ ↑ L5 L4 ↓ ↓ ↓ L7 L5 L3 L4 ↑ L5 L5 ↓ ↓

G G D G C D G

L5 ↓ L5 ↑ R1 L10 R6 ↑ ↓ L10 R6 R1 ↓ L10 L5 ↑ R1 R1 L10 L10 ↓ ↓ ↓ ↓ ↓ ↓ ↓ ↓ R6 R7 ↓ ↑ R6 ↑ R6 R6 ↓ ↑ L10 R1 ↑ L10 L5 L5 R1 L5 L5 ↑ ↑ L5 L4 ↓ ↓ ↓ L7 L5 L4 ↑ ↑ L3 L7 ↓ L5 L5 ↓ ↓

>>

Book: O'Neill's 299

Kerr's Third p41

Transcription: Transcription, arrangement, chords: Mike Long

# Independence Trail

Slide

Alasdair Fraser

The musical score for 'Independence Trail' is written in G major (one sharp) and 12/8 time. It consists of four staves of music. Chords are indicated above the notes, and fingerings (L for left hand, R for right hand) with arrows indicating direction are provided below the notes.

**Staff 1:** Chords: G, C, D, G, C, G, G, D. Fingerings: L3 L4 L7 (up, down, up); L5 (down), L5 L5 R1 (up, up), L9 (up), L9 R1 (up, up); L5 R1 L5 L5 (up, up, up, up), L5 (up), R1 L5 L5 L7 (up, up, down, up); L4 (down), L10 (up), L10 R1 L5 L5 (down, up, down, up); R1 (up), R1 L5 L5 L5 (up, up, up, up), R1 L9 L10 (up, up, down).

**Staff 2:** Chords: C, D, G D, C, G, C, G, Am, D, G. Fingerings: L10 L10 (up, up), R6 (up), L10 L10 (up, up), R6 (down), R6 L10 L10 (up, down, up); L10 L10 R1 L9 (down, down, up, up), R1 L9 (up, up); L10 R1 L5 L3 (down, up, down, up), L4 R1 L9 R1 (down, down, up, up); L5 R1 L5 L5 L7 L5 (up, up, up, down, up, down).

**Staff 3:** Chords: G D, C, G C, G, C, G, G, D. Fingerings: L5 R1 L10 (down, up, down), R6 (down), R6 L10 L10 (up, down, up); L10 L10 R6 (down, up, down), L9 L5 L5 (down, up, down); L4 L5 L5 L7 L5 L5 L4 (down, down, down, up, down, down); L3 L5 L5 L5 R1 L5 L5 R1 L10 (up, down, down, up, up, up, up, up, down).

**Staff 4:** Chords: G D, C, G, C, G, Am, D, G. Fingerings: R6 (down), R6 L10 L10 (up, down, up); L10 L10 L9 R1 L9 (down, down, up, up, up), R1 L9 (up, up); L10 R1 L5 L3 L4 R1 L9 R1 (down, up, down, up, down, down, up, up); L5 R1 L5 L5 L7 L5 (up, up, up, down, up, down).

>>

Source: SF Scottish Fiddlers handout  
 Transcription: Transcription, chords: Mike Long

# Kilnamona barndance

Barndance

APB Martin Hayes

The image shows a musical score for the Kilnamona barndance. It consists of two staves of music in 6/8 time, written in a single treble clef. The first staff contains the first eight measures, and the second staff contains the remaining eight measures. Above the notes, chords are indicated: F, Gm, Bb, and C. Below the notes, footwork notation is provided, consisting of letters (R, L, L5, L5a, L8, L9, L10) and arrows indicating the direction of the foot (up or down).

Chords for the first staff: F, F Gm, Gm, Gm F, F, F Gm, Gm, F.

Chords for the second staff: F, Gm, Bb, F, Gm C, F, Gm, Bb, F, Bb, F.

Source: Martin Hayes, Under the Moon

Discography: Martin Hayes, Under the Moon

Transcription: Transcription, chords: Mike Long

>>

# The knocking hornpipe

Hornpipe

Chords: G C G D G C G D G G C

Chords: G D G C G G C G

Chords: G C G D G G C G G C G

>>

Book: Kerr's Second p 45

Source: Kerr's Second p 45

Transcription: Transcription, chords:Mike Long



# Lucy Farr's

Barndance  
(Barndance)

APB Martin Hayes

A A D A A A E A A D A

L5 L5 L5 R1 L5 L7 L4 R2a R2a R2a L10 R2a R2a L10 R2a L5 R1 L5 L7 L4  
 ↑ ↑ ↑ ↑ R2a ↑ ↑ ↓ ↓ ↓ ↓ L10 ↓ R1 ↓ ↓ L10 ↓ L5 ↑ ↑ R2a ↑ ↑ ↓

A E A A A D A A

L4 L7 R1 L10 R2a R1 L5 L5 R2a L10 R2a L5 R1 L5 L7 L4 L4 L7 R1 L10 R2a  
 ↓ ↑ L5 ↑ R2a ↑ L10 ↓ ↑ ↑ ↓ ↓ ↓ L10 ↓ L5 ↑ ↑ R2a ↑ ↑ ↓ ↓ ↑ L5 ↑ R2a ↑ L10 ↓

A E A A D A A E A

R2a R1 R1 R2a L10 R2a L5 R1 R2a L5 L7 L4 L4 L7 L5 R1 R2a L10 R2a R1 L5 L5  
 ↓ ↑ ↑ ↓ ↓ L10 ↓ L5 ↑ ↑ ↓ ↑ ↑ ↓ ↑ L10 ↓ ↑ ↑ ↑

>>

Source: Martin Hayes, Under the Moon  
 Discography: Martin Hayes, Under the Moon  
 Transcription: Transcription, chords: Mike Long

# McQuillen's squeezebox

Polka or march

♩ = 140

Chord progression: C F G | 1 C G | 2 F G C

Chord progression: C G | 1 G | 2 F G C

Source: Ralph Page, via PR

Various web ABC's

Transcription: John Chambers, chords: Mike Long

>>

# Music for a found harmonium

Other

Simon Jeffes (France)

The musical score is organized into ten staves. Each staff contains a line of music with chord symbols and fingerings written above it, and arrows indicating fingerings written below it. The chords used include D, A, G, F, E, and Gm. The fingerings are labeled with L (left hand) and R (right hand), followed by a number (1-5) or a letter (a, b) to indicate specific fingers. The arrows (↑ and ↓) indicate the direction of finger movement. The score includes repeat signs and a final double bar line with a repeat sign.

>>



# My love is but a lassie yet

Polka or Reel

(Scotland)

♩ = 140

Chord sequence for the first staff: D A D G A D

Chord sequence for the second staff: D A D D G A D G D A G A D

Book: Aird's Airs and Melodies vol 2

Kerr's First p22

Source: Kerr's First p22

Transcription: Transcription:Richard Robinson(?), Chords:Mike Long

>>

# Our cat has kitted

Hornpipe  
(Hornpipe)

(England)

$\text{♩} = 80$

G D A G A D G D A G D A D

R6 R6 L10 R6 R7 L10 L10 R2a R6 R6 L10 R6 R7 R2 L8 L3 L5 R1 L7 L5 L4 L4 L10 R2a L5 R1 L7 L5 L4 L3 L10 L8 L3

↓ ↑ L10 ↑ ↑ R7 ↑ L10 L5 ↓ ↑ ↑ L10 ↑ ↑ L5 L10 L7 ↓ ↑ ↑ ↓ ↓ L10 L10 L5 ↓ ↑ ↑ ↑ ↓ ↑ ↓ L10 L7 ↓ ↑ ↑ ↑ ↓ ↑ ↓ L10 L7 ↓ ↑ ↑ ↑

Source: Alan (and, from the Kershaw Manuscript book)

Richard Robinson

Transcription: Transcription:Richard Robinson(?), Chords:Mike Long

>>

# The porcupine bit

## The 8 1/3p Bit

Other

Wanda Downtown (England)  
Leeds

Source: Carol Turner

Richard Robinson

Transcription: Transcription:Richard Robinson(?), Chords:Mike Long

>>

# The rakes of Mallow

Reel

(Scotland, England)

♩ = 120

Chords: G D G C D G

Fingerings (Staff 1):  
 L5 R1 L5 R1   L5 R1 L9 L5   L7 L5 L7 L5   L7 L5 R2 R1   L5 R1 L5 R1   L5 R1 L10 R1   L9 R1 L5 L7 L5 L9   R1 L5 L5  
 ↓ ↑ ↓ ↑   ↓ ↑ ↑ R1 L5   ↑ ↑ ↑   ↑ ↑ ↑ L9 L5   ↓ ↑ ↓ ↑   ↓ ↑ ↓ ↑   ↑ ↑ L5 ↑ ↓ L5   ↑ ↓ ↓

Chords: G G D G C D G G D C D G

Fingerings (Staff 2):  
 R6 R6 L10   R1 L9 L10   R6 R6 L10   R1 R3 L5   R6 R6 L10   R1 L9 L10   L9 R1 L5 L7 L5 L9   R1 L5 L5  
 ↓ ↑ L10 L9   ↑ ↑ ↓   ↓ ↑ L10 L9   ↑ ↓ ↑   ↓ ↑ L10 L9   ↑ ↑ ↓   ↑ ↑ L5 ↑ ↓ L5   ↑ ↓ ↓

Book: Aird's Airs and Melodies vol 2

Kerr's Third p41

Source: Kerr's Third p41

Transcription: Transcription:, Chords:Mike Long

>>



# Red house

Reel

The musical score for 'Red house' Reel is presented in three systems, each on a treble clef staff with a common time signature (C). The chords and fingerings are as follows:

**System 1:** Am G (Em) G Am G E | 1 Am | 2 Am  
 Fingerings: L5 R7 R3 L10 (R1 R3 L10) L10 L10 L10 L9 L5 R7 R3 L10 L10 R1 L5a R1 L9 L5 L9 L9 L5 L9 L9 L5 L10

**System 2:** Am G Am G E Am  
 Fingerings: L10 L10 R1 R1 L10 L10 L10 R1 L5 R1 L10 L10 L10 R1 R1 L10 L10 L10 R1 L5a R1 L9 L5 L9 L9 L5 L10

**System 3:** Am G Am G E | 1 Am | 2 Am  
 Fingerings: L10 L10 L9 L10 L10 L9 L10 L10 L9 L10 L10 L10 L10 L10 L9 L10 L10 L9 L10 R1 L5a R1 L9 L5 L9 L9 L5 L10 L9 L5

Source: Scottish dance class handouts  
 Transcription: Transcription, chords: Mike Long



# Scottische au stockfish

Daniel Thonon

Am Am G/D Am G Am

Am G/D Am 1 G Am 2 G Am Am G Am/D

G Am G F 1 G Am 2 G Am

Am G Am Am Dm Em Am G Am Am G Am

Am G Em Am (F) G C G Am

>>

Transcription: Transcription, chords: Mike Long

# Some say the devil is dead

Fling  
(Fling)

♩ = 150

Chords: G C G G D G G C

Chords: G G D G G C G (C) G D G

Book: Irish Traditional Music Session Tunes

Source: pubsco~4.abc- Irish Traditional Music Session Tunes

Transcription: Transcription, chords:Mike Long

>>

# Index

42 pound cheque, The	558
69th Street	581
A fig for a kiss	880
A trip to Pakistan	342
Aberdeen Alternative Festival march	906
academy jig, The	589
ace and deuce of piperling, The	969
Ah! Sure such a pair	590
ale is dear, The	368
Alec Dan MacIsaac's	432
Alexander's hornpipe	466
Alley Crocker	369
Amelia's waltz	928
An dro 1	1006
An dro 2	1007
An dro 3	1008
An Moinfheir	1
Andy De Jarlis' jig	591
Apples in winter	592
Around the world	2
Ashokan farewell	929
ass in the graveyard, The	930
Athole cummers, The	433
Atholl highlanders	593
Austin Barrett's	594
Ballintore fancy, The	849
Ballydesmond polka 1	542
Ballydesmond polka 2	543
Ballydesmond polka 3	544
Ballyhooley	595
Ballyvourney polka 1	545
Ballyvourney polka 2	546
Banish misfortune	596
Bank of Ireland, The	3
banks of Lough Gowna, The	597
Banshee, The	4
Bantry Bay	467
Baptist Johnston	985
Barney Brallaghan	868
Barrel Rafferty	5
Barrowburn reel, The	6
basket of turf, The	598

battering ram, The	599
Bear Island reel	7
Because he was a bonny lad	370
Behind the bush in the garden	600
Belfast chicken	8
Belfast hornpipe, The	468
belles of Clonallan, The	469
Bernadette's reel	9
Betty's apron	434
Biddy's wedding	601
Big John McNeil	10
Bill Malley's barndance	1009
Bill Sullivan's	547
Billy Barlow	602
Billy Brocker's	11
Billy Rush's own	603
Billy's a bonny lad	548
black haired lass, The	12
black rogue, The	604
blackberry blossom, The	13
Blackberry quadrille	605
Blackbird, The	470
Blackeyed Biddy	606
blackthorn stick, The	607
blarney pilgrim, The	608
blooming meadows, The	609
Blue Bonnet's Jig	610
Bluemont waltz	931
Bobby Casey's	14
Bobby Casey's	611
Bobby Casey's hornpipe	471
Bog an Lochan	435
Boil the breakfast early	15
Boiled goats' milk	612
Bold John O'Leary	613
bonnie boy, The	16
Bonnie Charlie	437
Bonnie Kate	17
Bonny Doon	614
Book of Rights, The	615
Boot dance	1010
Bouchaleen bawn, The	616

boy in the gap, The	18
boys of Ballisadare, The	19
boys of Bluehill, The	472
boys of Clones, The	617
boys of Malin, The	20
boys of the lough, The	21
boys of the town, The	618
Braes of Lochiel, The	957
braes of Mar, The	438
Break yer bass drone	371
Brenda Stubbert's	22
Brian Boru's march	907
Brian Maguire	994
Brian O'Lynn 1	619
Brian O'Lynn 2	620
brides favorite, The	621
brigade, The	473
broken pledge, The	23
Brose and butter	869
Brosna slide 1	850
Brosna slide 2	851
Brosnan's	24
brown coffin, The	474
Bruise Hill	549
bucks of Oranmore, The	25
Bunker Hill	27
burnt old man, The	622
bus stop reel, The	28
bush on the hill, The	623
butcher's apron, The	29
Butter and peas	30
butterfly, The	870
Buttermilk Mary	624
Byrne's hornpipe	475
Caledonian march	909
Callaghan's	476
Calliope House	625
Campbells are coming, The	626
Captain Campbell	439
Captain MacKenzie	440
Carolan's draught	977
Carolan's welcome	978

Carolynn's waltz	932
Carraroe	627
Casey the whistler	31
cashmere shawl, The	32
Castle Kelly	33
Castleconnell lasses	34
Castletown Connors	628
cat that ate the candle, The	35
cat's rambles to the child's saucepan, The	852
Cathy's favourite	550
chanter's tune, The	911
Charles O'Connor	1000
Charlie Lennon's	934
Chase me Charlie	853
Cherish the ladies	629
Chicago reel, The	36
Chief O'Neill's favorite	477
choice wife, The	871
Christmas eve	37
Christy Barry's 1	630
Christy Barry's 2	631
Clachan, The	441
Clare polka 1	551
Clare polka 2	552
Cleveland Park	632
cliffs of Moher, The	633
clock in the steeple, The	39
Close to the floor	634
clumsy lover, The	40
Coachman's whip	41
cock and the hen, The	872
cock o' the north, The	635
Coire an Lochan	372
Coleman's 1	873
Coleman's 2	874
Coleman's Cross	636
Coleraine	637
college groves, The	42
Colonel	44
Colonel John Irwin	984
Colonel Rodney	45
Come in from the rain	638

Come up stairs with me	875
Come west along the road	46
comely maiden, The	47
Coneflower waltz, The	935
Congress reel, The	48
Connachtman's rambles, The	639
Connemara stockings, The	49
Connie the soldier	640
Connor Dunn's	50
contradiction, The	51
convenience, The	53
Cooley's reel	54
copperplate, The	55
corner house, The	56
Courting them all	57
Courtney's favorite	641
Crabs in the skillet	642
Craig's pipes	58
Crested hens	936
Cronin's rambles	478
Cronins	59
crooked road (to Dublin), The	60
Cross the fence	61
Crossing the channel	876
Crossing the Shannon	62
Crossing to Ireland	937
Crowley's	63
Cuckoo's nest 1, The	479
Cuil Aodha jig, The	643
Cuil Aodha slide	854
cup of tea, The	64
curlew, The	644
Curragh races, The	65
curvy road to Corinth, The	66
Cutting ferns	442
Cutty Sark	373
Cuz Teehan's favorite	855
Dan O'Keefe's slide	856
Dan Sullivan's favourite	480
Dan the cobbler	645
Dance around Molly	67
dance of the honeybees, The	481



dancingmaster, The	646
Dandy Denny Cronin	68
Daniel O'Connell	647
Darby the driver	648
Dark girl	553
dark girl dressed in blue, The	857
dear little island, The	649
Denis Lanctot's	69
Dennis Murphy's	554
Dever the dancer	877
Devil's dream	374
Dha Phort	555
Dick Gossip's reel	70
Dick Sullivan's favorite	650
Dingle regatta, The	651
Dinky Dorian's	376
Dinny Delaney's	858
Dinny O'Brien's reel	71
Doctor O'Neill	652
dogs among the bushes, The	74
Donald McLeod's reel	377
Dowd's #9	75
Dowd's favorite	76
Down the broom	77
Dr. Gilbert's	72
Dr. Taylor	73
Drag her round the road	78
Drive home the mainlanders	378
Drops of brandy	878
Drowsy Maggie 1	79
Drowsy Maggie 2	80
drunken landlady, The	81
drunken piper, The	912
Duke of Leinster's wife, The	82
Duncan's waltz	938
Dundee	379
Dunmore lasses, The	83
Dunphy's	482
Earl Grey	443
Earl's chair, The	84
East Neuk of Fife	380
eavesdropper, The	653

echo, The	483
Egan's	556
Eight o'clock train	381
Elizabeth Kelly's delight	879
Ellis's jig	654
Elsie Marley	655
end of the day, The	656
ewie wi' the crookit horn, The	444
Fair and forty	85
Fair haired Mary	86
fair maidens, The	484
Fairies' hornpipe, The	485
Fairy Queen, The	486
Famous Ballymote	87
fandango, The	1011
Fanny Power	1003
Far from home	88
Farewell to Erin	89
Farewell to Gurteen	658
Farewell to Ireland	90
Farewell to London	91
Farewell to the creeks	913
Farewell to whiskey	557
Farewell to whiskey	958
farewell, The	657
Fasten the leg in her	659
Father Dollard's favorite	660
Father Dollard's hornpipe	487
Father Jack Walsh	661
Father Kelly's 1	92
Father Kelly's 2	93
Father Kelly's jig	662
Father O'Flynn	663
Felix the wrestler	664
Female rake, The	665
Fermoy lasses, The	94
ferry banks, The	95
ferry, The	666
Fisher's hornpipe	488
Fisherman's island	96
fisherman's widow, The	667
flax in bloom, The	97

flogging reel, The	98
flowers of Edinburgh, The	489
flowing tide, The	490
four-hand reel, The	99
fox chased, The	100
foxhunter's jig, The	881
foxhunter's reel, The	101
Foxy Mary	668
Fraher's	669
Fred Finn's	102
Free and easy	670
Freedom for Ireland	559
Frenchie's reel	103
frieze britches, The	671
frog in the well, The	672
frost is all gone, The	673
full of the bag, The	491
full rigged ship, The	674
fun of the fair, The	104
Fyrish reel, The	105
Galen's arrival	959
Gallagher's frolic	675
gallowglass, The	676
Galway hornpipe, The	492
gander in the pratie hole, The	677
garden of daisies, The	970
Garrett Barry's	678
Garrett's wedding	882
Garry Owen	914
gatehouse maid, The	106
geese in the bog, The	679
Gentle maiden	939
George Brabazon	976
George the IV	445
Gerry Cronins	107
Gillan's apples	680
Gillie Callum	446
Gingerhog's #2	883
girl I left behind me, The	1012
girl of the house, The	681
girl who broke my heart, The	108
girls of Banbridge, The	682

Give me your hand	960
glass of beer, The	110
glen cottage 1, The	560
glen cottage 2, The	561
Glen Ogle	382
glen road to Carrick, The	111
Glen Tilt Lodge	383
Gloomy winter	447
Gobby O, The	683
Going to Donnybrook	684
Going to the well for water	859
golden castle, The	493
golden keyboard, The	113
goodnatured man, The	494
Gowrie	448
gravel walks, The	114
green flag flying before us, The	915
green groves of Erin, The	115
green linnet, The	116
green meadow, The	685
Greig's pipes	384
groom in his shirt, The	117
hag at the churn, The	686
hag with the money, The	687
hangmans noose, The	495
Hardiman the fiddler	884
harvest home, The	496
Harvey Street hornpipe, The	497
Haste to the wedding	688
Haud the lass till I come at her	385
hearty boys of Ballymoate, The	689
heathery breeze, The	118
Heathery cruach	119
Heave and go	562
Hedigan's fancy	885
Hewlett	982
Hide and go seek	690
high road to Galloway, The	120
high road to Linton, The	386
Highland black laddie	387
Highlander's kneebuckle, The	860
highlander, The	691

Highlanders farewell to Ireland, The	449
highlandman kissed his mother, The	388
hills of Clogher, The	121
hills of Lorne, The	961
hole in the hedge, The	692
holly bush, The	122
home ruler, The	498
Honey moon	123
Hooligan's jig	693
House of Gray, The	694
How is your mother?	695
How much has she got?	696
Hughie Shorty's reel	124
humours of Ballingarry, The	697
humours of Ballyloughlin, The	698
humours of Drinagh, The	699
humours of Ennistymon, The	700
humours of Kesh, The	701
humours of Kilclogher, The	702
humours of Listowel, The	563
humours of Scartaglen, The	125
humours of Tralibane, The	703
humours of Trim, The	704
humours of Tulla, The	126
humours of Westport, The	127
humours of whiskey, The	886
humours of winter, The	705
hunter's house, The	128
Hunting the hare	887
I buried my wife and danced on her grave	706
I'll buy boots for Maggie	564
I'll get wedded in my auld claes	707
Ian Powrie	389
Indeed then you won't	708
Independence Trail	1013
Ingonish jig, The	709
Inverness gathering, The	916
Irish girl, The	888
Irish waltz	940
Irish washerwoman	710
ivy leaf, The	129
Jack on the green	889

Jack's delight	499
Jack's the lad	500
Jackie Coleman's 1	130
Jackie Coleman's 2	131
Jackson's	132
Jackson's bottle of brandy	711
Jackson's morning brush	712
Jacky Tar	501
James Byrne's	890
Jean's reel	133
Jenny Dang the weaver	390
Jenny Latin	391
Jenny Nettles	392
Jenny picking cockles	134
Jenny Pippin	135
Jenny's chickens	393
Jenny's wedding	136
Jerry's beaver hat	713
Jessica's polka	565
Jig of slurs	714
Jim Keefe's	566
Jimmy Ward's jig	715
Jimmy's return	137
job of journey work, The	971
John Bowes	138
John Cheap the chapman	394
John Drury	981
John Kelly	990
John Kelly's	139
John Nugent	998
John O'Connor	999
John Ryan's	567
Johnnie Sullivan's	395
Johnny Allen's	140
Johnny Boyle's	716
Johnny has gone to France	141
Johnny O'Leary's	717
Johnny the jumper	718
Johnny Wilmot's fiddle	142
Johnny with the queer thing	143
Johnny's wedding	144
Jolly butchers	502

jolly joker, The	719
jolly little boy, The	503
jolly weaver, The	145
jug of punch, The	146
Julia Delaney	147
Jump at the sun	720
Just as the sun was setting	941
Kathleen Hehir's	861
Keep it up	396
Keep the country bonny lassie	397
Kerry cow, The	568
Kerry jig, The	721
Kerry polka	569
Kesh jig, The	722
kid on the mountain, The	891
Kildare fancy, The	504
Killavil fancy, The	148
Kilmaley	149
Kilnamona barndance	1014
king of the pipers, The	723
King's reel, The	398
Kings of Inishbofin, The	724
Kinnegad Slashers, The	725
Kiss me sweetheart	726
Kissing is the best of a'	399
Kitchen girl	150
Kitty in the lane	151
Kitty McGee	727
Kitty's wedding	505
kneebuckle, The	728
knocking hornpipe, The	1015
Knocknaboul polka 1	570
Knocknaboul polka 2	572
knotted cord, The	152
Kye comes home	450
Kylebrack Rambler, The	153
Lad O'Beirne's	154
Lad O'Beirne's hornpipe	506
Lad O'Beirne's jig	729
Lads in the kilt	730
lads of Leish, The	155
Lady Forbes	156

Lady from oceanside	157
Lady Gordon of Gordonstown	400
lady on the boat, The	731
lady on the island, The	158
laird o' cockpen, The	732
lakes of Sligo, The	573
Lamb skinnet	733
lame fisherman, The	159
lane to the glen, The	160
Langstrom's pony	734
Lannigan's ball	735
Largo's fairy dance	401
lark in the morning, The	736
lark on the strand 1, The	737
lark on the strand 2, The	738
lark on the strand 3, The	739
Larry O'Gaff	740
Larry Redican's 1	161
Larry Redican's 2	162
lass o' Corrie Mill, The	451
Last night's fun	163
Last night's fun	892
Launching the boat	164
laurel tree, The	165
Lawson's favourite	166
Leaps and bounds	402
Leather buttons	167
leg of the duck, The	741
Leslie's march	917
Lilli Burlero	742
lilting banshee, The	743
Limerick lasses, The	168
Liverpool hornpipe, The	508
Loch Leven castle	403
Longford collector, The	169
Longford tinker, The	170
Lord Elcho	404
Lord Gordon's reel	172
Lord Inchiquin	983
Lord Massereene	995
Lord McDonald (old)	452
luck penny, The	744



Lucy Campbell	173
Lucy Farr's	1016
MacAllum's	745
MacGregor's gathering	918
Mackilmoyle reel	175
Maggie Brown's favourite	993
Maggie in the wood	574
Maggie's pancakes	176
magic slipper, The	575
magpie's nest, The	177
Maguire's	746
Maguire's kick	747
maid at the well, The	748
maid behind the bar, The	178
Maid in the cherry tree	179
maid of Ardagh, The	576
maid of Mt. Cisco, The	180
maids Of Mitchellstown, The	181
Mairi's wedding	577
Major Mole	405
Malts on the optics	406
man from Bundoran, The	182
man of the house, The	183
Manchester hornpipe	509
Many's a wild night	578
maple leaf, The	184
Margaret's waltz	942
Marquis of Huntly, The	453
Martin Wynne's	185
Mary do it again	749
Mary Grace	186
Mary of the grove	187
mason's apron, The	188
Master Crowley's	189
Matt People's	190
Maude Miller	191
McDermot's reel	192
McQuillen's squeezebox	1017
meeting of the waters, The	919
Merrily kiss the Quaker	750
merry blacksmith, The	193
merry maiden, The	751

Metal bridge	752
Michael Rilly's	194
Micho Russell's quadrille	862
Midnight on the water	943
Mikey Callaghan's	510
mill burn, The	407
milliner's daughter, The	195
millpond, The	753
mills are grinding, The	196
minstrel boy, The	920
Miss Admiral Gordon's strathspey	454
Miss Betsy Robertson	197
Miss Dumbreck	408
Miss Galvin	198
Miss Lyall	455
Miss McLean	409
Miss McLeod's	199
Miss Monaghan	201
Miss Montgomery	456
Miss Murphy	997
Miss Patterson	202
Miss Ratray	410
Miss Susan Cooper	411
Miss Wallace	203
Mist covered mountains	944
mist on the mountain, The	754
Mixing the punch	755
Mo Ghile Mear	962
Moll Roe	893
Molly put the kettle on	204
Molly Rankin's	205
Monaghan jig, The	756
Money in both pockets	757
Money musk	206
monk's jig, The	758
Mooncoin jig, The	759
Morgan Magan	991
morning dew, The	207
Morpeth rant, The	208
Morrison's jig	760
mountain lark, The	209
mountain road, The	210

mountain rose, The	211
Mourne shore, The	963
mouth of the Tobique, The	212
moving bog, The	412
moving bogs, The	213
moving cloud, The	214
Mrs Dundas of Arniston	413
Mrs Hamilton of the Pitcaithlands	964
Mrs. Judge	986
Mrs. Maxwell	996
Mrs. McGee	761
Mrs. Power	1001
mucking o' Geordie's byre, The	762
Mug of brown ale	763
Munster buttermilk 1, The	764
Munster buttermilk 2, The	765
Munster Gimlet, The	895
Murphy's delight	766
Murphy's hornpipe 1	511
Murphy's hornpipe 2	512
Music for a found harmonium	1018
Music in the glen	215
musical priest, The	216
Mutt's favourite	217
My darling asleep	767
My love is but a lassie yet	1020
My Maryanne	218
My sweetheart Jane	219
Myra's jig	768
Napoleon crossing the Rhine	513
Ned Naughton's hornpipe	514
Neil Gow's wife	457
Nellie O'Donovan	220
Nellie's jig	769
Nelson's victory	515
Never was piping so gay	221
new copperplate, The	222
new Custom house, The	223
new-mown meadows, The	224
new-rigged ship, The	414
new-rigged ship, The	770
night before larry was stretched, The	965

nine points of roguery, The	225
Nora O'Neill	226
O! the britches full of stitches	579
O'er the hills and far away	921
O'Keefe's reel	228
Octopus' pipes	227
Off she goes!	771
Off to California	516
Old as the hills	772
old bush, The	229
Old Faithful	517
Old French	230
old grey cat, The	415
old grey gander, The	231
old grey goose, The	773
Old hag you have killed me	774
Old Joe's jig	775
old oak tree, The	232
old torn petticoat, The	233
one legged man, The	776
One too many	777
Orange and Blue	458
otter's holt, The	234
Ould Mike	235
Our cat has kitted	1021
Our highland cousins	236
Out on the ocean	778
Over the bridge to Peggy	237
Over the moor to Maggie	238
Over the waterfall	239
Paddy Canny's	240
Paddy Carey	779
Paddy Fahy's 1	241
Paddy Fahy's 1	780
Paddy Fahy's 2	242
Paddy Fahy's 2	781
Paddy Fahy's 3	243
Paddy Lynn's delight	244
Paddy O'Rafferty	782
Paddy O'Snap	896
Paddy on the turnpike	245
Paddy Ryan's dream	246

Paddy Taylor's	247
Paddy whack	783
Paddy's leather britches	784
Paddy's trip to Scotland	248
Padraig O'Keefe's 1	863
Padraig O'Keefe's 2	864
Padraig O'Keefe's 3	865
Pat Touhy's reel	249
Patsy Campbell	250
peacock's feather, The	518
peeler's jacket, The	251
Peerie house ahint the burn, The	416
Peggy on the settle	252
pet of the pipers, The	785
Petronella	417
Pig Town, The	253
pigeon on the gate, The	254
pinch of snuff, The	256
Pipe on the hob	786
piper's bonnet, The	787
piper's despair, The	257
Pitnacree ferryman, The	418
plains of Boyle, The	519
Planxty Davis	979
pleasures of home, The	258
pleasures of Hope, The	520
Poll Ha'penny	972
poor old woman 1, The	521
poor old woman 2, The	522
porcupine bit, The	1022
pretty girl, The	866
pretty maid milking her cow, The	945
Prince Charlie	419
Prince Charlie's welcome to the Isle of Skye	922
Providence, The	259
Puirt-a-beul	420
Pull down the blind	946
Punter's graveyard, The	260
pure drop, The	261
Put on your clothes	788
queen of the rushes, The	789
racers at Carrick, The	790

rakes of Clonmel, The	791
rakes of Kildare, The	792
rakes of Mallow, The	1023
Rakish Paddy	263
rambling pitchfork, The	793
rambling sailor, The	264
Rathlin Island	265
Rattling bog	580
reconciliation, The	523
red crow, The	266
Red house	1024
Red Lion	524
redhaired boy, The	525
Redican's mother	897
Rediggan's	267
Reel Beatrice	268
Reel de lapin	270
Reel de Ti=Jean	271
reel of Mullinavat, The	272
þÿ R e e l T i = Mÿý	273
Relativity	947
Repeal of the Union	274
return from India, The	421
Richard Brennan's	794
Richard Dwyer's	275
rights of man, The	526
rising sun, The	276
Road to Dundee	948
road to Lisdoonvarna, The	795
road to Lurgan, The	796
road to Sligo, The	898
road to the glen, The	277
road to the isles, The	923
Rob an Lugi	459
rocky road to Dublin, The	899
Rodney's glory	973
Roll her on the mountain	278
Rolling down the hill	279
Rolling in the barrel	280
Rolling on the ryegrass	281
Rory of the hills	924
Roscommon reel, The	282

rose in the heather, The	797
Roudledum	900
Rub the bag	974
Saddle the pony	798
sailor's bonnet, The	283
sailor's hornpipe, The	527
sailor's return, The	284
Saint Anne's reel	285
Saint Patrick's day	799
Salamanca, The	287
sally gardens, The	288
Sally Hunter	800
Sally in the Garden	289
Salmon tails up the water	460
Sarah	290
Sawney dear	291
Scartaglen jig, The	801
Scatter the mud	802
Scattery Island	867
scholar, The	292
Scotch Mary	293
Scotland the brave	925
Scottische au stockfish	1025
Sculley's reel	294
Seamus Cooley's jig	803
Sean Ryan's	528
Sean Ryan's	804
Sean sa cheo	295
Separation of soul and body	1004
Sergeant Early's dream	296
Sgian Dubh	805
Shandon bells	806
Sheehan's	297
Shetland fiddler	298
ship in full sail, The	807
ships are sailing, The	299
Si Bheag Si Mhor	1005
siege of Delhi, The	926
silver spear, The	300
silver spire, The	301
silver tip, The	302
Silvermore	901

Sir John Fenwick's the flower amang them all	949
Sir John Malcolm	423
Sister Jean	424
Six mile bridge	303
Skibbereen lasses, The	304
Skye barbeque	425
Skylark, The	305
Sleepy Maggie	306
Slieve Russel	808
Sligo lasses, The	307
Sligo maid, The	308
Smash the windows	809
snow on the hills, The	810
Snug in the blanket	811
soldier's joy, The	529
Some say the devil is dead	1026
Sonny Brogan's mazurka	950
southern breeze, The	966
Spanish lady	582
Speed the plough	309
Spey in spate	426
Spike Island lasses, The	310
spinner's lilt, The	812
spinners delight, The	311
Spootiskerry	427
sport of the chase, The	902
sporting boys, The	312
Sporting Molly	313
Sporting Paddy	314
Sporting Peggy	315
St. Kilda wedding, The	422
stack of barley, The	530
stack of wheat, The	531
Stan Chapman's jig	813
star above the garter, The	814
Star of Munster, The	316
Staten Island hornpipe, The	532
Statia Donnelly	815
Statia Donnelly's jig	816
Steamboat quickstep	817
Steamboat, The	533
Stirling Castle	461



stool of repentance, The	818
strawberry blossom, The	317
Style of the Ballylanders	318
swaggering jig, The	903
swallow's tail, The	319
Sweeney's buttermilk	321
Sweeney's dream	322
Sweeney's wheel	323
Sweet Biddy Daly	819
Sweet Biddy of Ballyvourney	324
Sweet maid of Glendaruel	927
Swinging on a gate	325
Tail toddle	428
tailor's thimble, The	326
Tam Lin	327
Tansey's fancy	820
Tappit hen, The	821
tar road to Sligo, The	822
Tarbolton Lodge	328
Tatter the road	823
Taur polka	583
Tear the calico	329
temperance reel, The	330
Temple house	824
tenpenny bit, The	825
tent at the fair, The	331
thatcher, The	826
thistle, The	462
Thomas Judge	988
three captains, The	975
three little drummers, The	827
Tie the bonnet	332
Tie the petticoat tighter	828
Tim Moloney's	333
Timour the Tarter	334
Tip the cruiskeen	829
Tipperary hills	904
Tobin's favorite	830
Tom Billy's	831
Tom Ward's downfall	335
Tommy Bhetty's waltz	951
Tommy Peoples'	832

Tommy Peoples' 1	336
Tommy Peoples' 2	337
Tommy's Tarbuckus	534
Tonra's	833
top of the hill, The	834
Torry Burn lasses	338
Toss the feathers	339
Trim the velvet	340
Trip it up stairs	835
trip to Durrow, The	341
trip to Sligo, The	836
Tripping up the stairs	837
Tullamore piper, The	535
Tullochgorum	463
turnpike gate 1, The	343
turnpike gate 2, The	344
Union Street session	345
Untitled Air	967
Up against the Buachalawns	346
Up and away	584
Urchnoc chein mhic cainte	952
vanishing leprechaun, The	838
victor's return, The	839
Virginia reel, The	347
Wake up to Cape Breton	348
Walker Street	349
Wallace's Cross	585
Walsh's	536
Waltz of the toys	953
Wandering Willy	537
Was'nt she fond of me?	840
Washington	538
watchmaker, The	350
weaver, The	841
wedding ring, The	429
Welsh reel 1	351
Welsh reel 2	352
West Adam St. Club, The	464
West Fork gals	353
West of the River Shannon	954
Westphalia waltz	955
wheels of the world, The	354

wheels of the world, The	842
When you meet a pretty girl	968
Where did you find her?	539
Whiskey before breakfast	355
Whistler from Rosslea	356
whistling postman, The	843
white petticoat, The	844
Wicklow hornpipe, The	540
widow Brady, The	845
wild Irishman, The	357
Willie was a wanton wag	465
Wind on the heath	956
wind that shakes the barley 1, The	358
wind that shakes the barley 2, The	359
windmill, The	360
Winhams	586
wishing well, The	905
Wissahickon Drive	361
woman of the house, The	362
women's rock, The	363
woodchoppers reel, The	364
Woodcock, The	846
Wooden whale	430
woods of Kilkenny, The	541
wren's nest, The	847
wren's polka, The	587
Wullafjord	431
yellow goat, The	588
yellow tinker, The	365
You never saw her equal	366
Young Tom Ennis	848
youngest daughter, The	367



Created by Michael Eskin. Please click or scan to visit my home page.